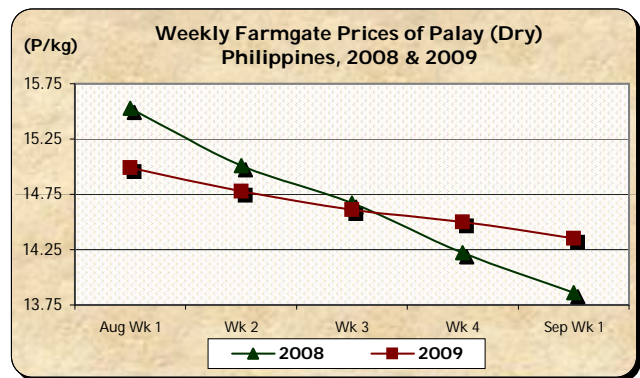


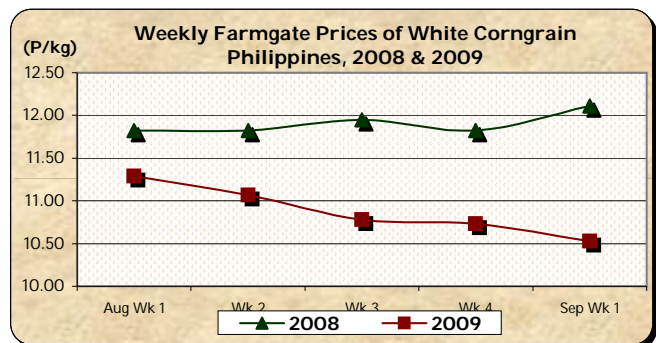
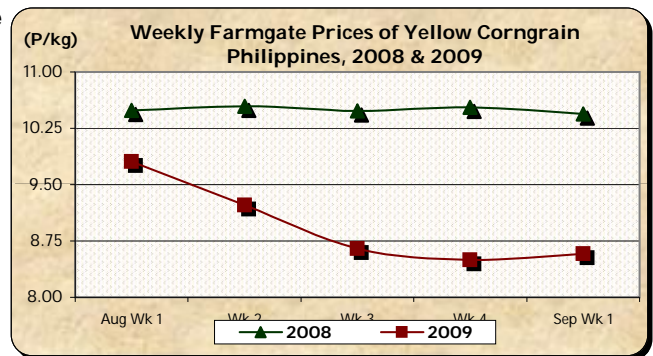
A. Farmgate Price of Palay

- * Price further declined at rate faster than last week's record.
- The average price of P14.35/kg was 1.03% **lower** than last last week's level but was 3.54% **higher** than last year's quotation.



B. Farmgate Prices of Corngrain, Yellow and White

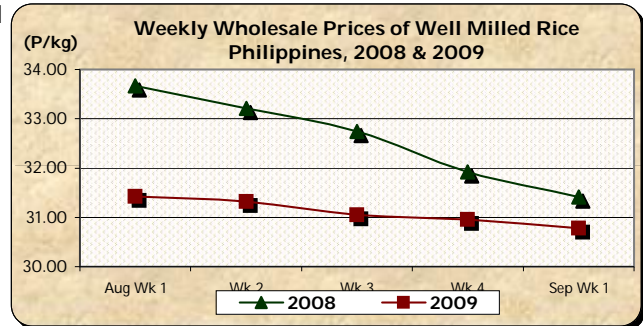
- * Yellow corngrain price slightly recovered from continuous drops but that of white corngrain sustained weekly decreases.
- Yellow corngrain price at P8.58/kg registered a 0.94% **mark-up** from last week's P8.50/kg but indicated a 17.82% **cut** relative to previous year's P10.44/kg.
- White corngrain price at P10.53/kg was **down** by 1.86% and 13.05% compared to prices of last week and same period last year, respectively.



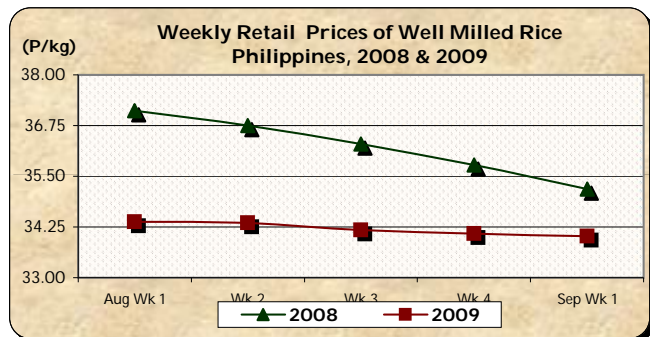
C. Wholesale and Retail Prices of Well Milled Rice (WMR)

* Price reductions were continuously recorded at both wholesale and retail levels.

- The average wholesale price of P30.78/kg slid by 0.58% from last week's level and by 2.01% relative to 2008 report.



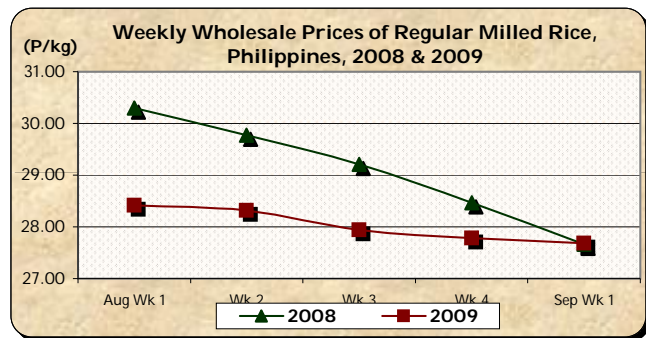
- The average retail price of P34.02/kg dropped by 0.18% and 3.30% from last week's and last year's prices, respectively.



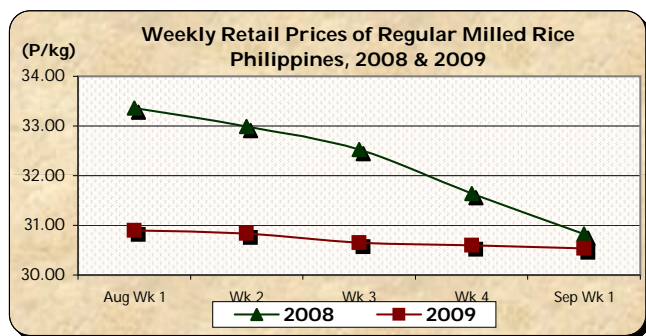
D. Wholesale and Retail Prices of Regular Milled Rice (RMR)

* Both wholesale and retail prices sustained downward movements.

- At wholesale, the average price of P27.68/kg was 0.36% below last week's P27.78/kg but was 0.07% above last year's P27.66/kg.



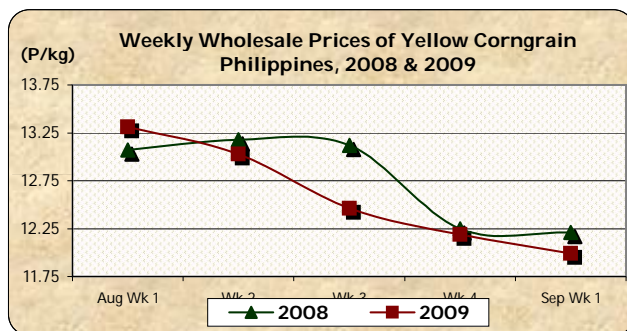
- At retail, the average price of P30.54/kg indicated reductions of 0.20% from last week's level and by 0.91% from that of last year.



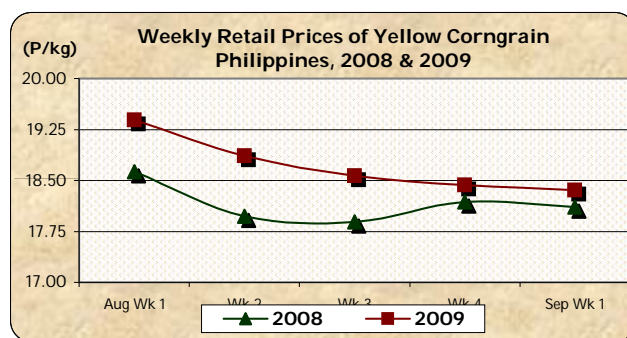
E. Wholesale and Retail Prices of Corngrain, Yellow

* Prices at both wholesale and retail levels continuously moved downward but at rates slower than last week's movements.

- The average wholesale price of P11.99/kg fell by 1.64% and 1.80% from prices of last week and 2008, respectively.



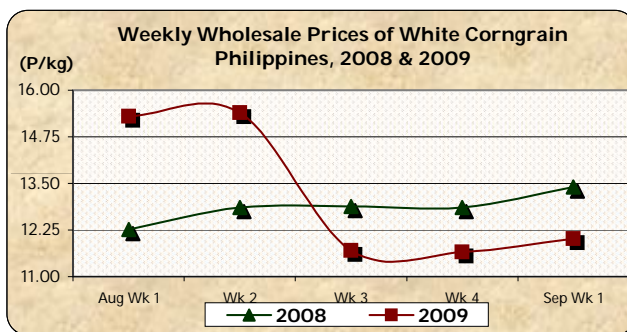
- The average retail price of P18.36/kg reflected a 0.38% cut from last week's P18.43/kg but posted a 1.38% gain relative to P18.11/kg posted in same period last year.



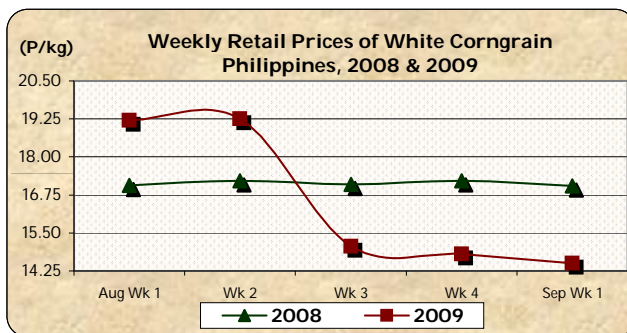
F. Wholesale and Retail Prices of Corngrain, White

* Price at wholesale increased but that at retail continued to decrease.

- At wholesale, the average price of P12.02/kg recorded an increment of 3.09% from last week's quotation but posted a 10.30% decrement relative to that of last year.



- At retail, the average price of P14.50/kg softened by 2.09% from last week's level and by 14.96% from last year's report.



Annex 1

Comparative Weekly Farmgate, Wholesale and Retail Prices of Palay, Rice and Corn, Philippines

Month/Week	Palay (Dry)				Well Milled Rice (WMR)							
	Farmgate Prices				Wholesale Prices				Retail Prices			
	2008	2009	% Change		2008	2009	% Change		2008	2009	% Change	
(1)	(2)	(3)	(3)/(2)	(weekly)	(6)	(7)	(7)/(6)	(weekly)	(10)	(11)	(11)/(10)	(weekly)
Aug Wk 1	15.53	14.99	-3.48	-0.79	33.67	31.42	-6.68	-0.29	37.12	34.38	-7.38	-0.09
Wk 2	15.01	14.78	-1.53	-1.40	33.21	31.32	-5.69	-0.32	36.75	34.35	-6.53	-0.09
Wk 3	14.67	14.61	-0.41	-1.15	32.74	31.05	-5.16	-0.86	36.29	34.18	-5.81	-0.49
Wk 4R	14.22	14.50	1.97	-0.75	31.92	30.96	-3.01	-0.29	35.78	34.08	-4.75	-0.29
Sep Wk 1P	13.86	14.35	3.54	-1.03	31.41	30.78	-2.01	-0.58	35.18	34.02	-3.30	-0.18

Month/Week	Regular Milled Rice (RMR)							
	Wholesale Prices				Retail Prices			
	2008	2009	% Change		2008	2009	% Change	
(1)	(2)	(3)	(3)/(2)	(weekly)	(6)	(7)	(7)/(6)	(weekly)
Aug Wk 1	30.30	28.42	-6.20	-0.39	33.36	30.90	-7.37	-0.45
Wk 2	29.77	28.32	-4.87	-0.35	32.99	30.84	-6.52	-0.19
Wk 3	29.21	27.94	-4.35	-1.34	32.53	30.65	-5.78	-0.62
Wk 4R	28.47	27.78	-2.42	-0.57	31.64	30.60	-3.29	-0.16
Sep Wk 1P	27.66	27.68	0.07	-0.36	30.82	30.54	-0.91	-0.20

Month/Week	Corngrain, Yellow											
	Farmgate Prices				Wholesale Prices				Retail Prices			
	2008	2009	% Change		2008	2009	% Change		2008	2009	% Change	
(1)	(2)	(3)	(3)/(2)	(weekly)	(6)	(7)	(7)/(6)	(weekly)	(10)	(11)	(11)/(10)	(weekly)
Aug Wk 1	10.49	9.81	-6.48	-0.30	13.07	13.31	1.84	-0.08	18.63	19.39	4.08	-0.46
Wk 2	10.54	9.23	-12.43	-5.91	13.18	13.03	-1.14	-2.10	17.97	18.86	4.95	-2.73
Wk 3	10.48	8.65	-17.46	-6.28	13.12	12.46	-5.03	-4.37	17.89	18.57	3.80	-1.54
Wk 4R	10.53	8.50	-19.28	-1.73	12.25	12.19	-0.49	-2.17	18.18	18.43	1.38	-0.75
Sep Wk 1P	10.44	8.58	-17.82	0.94	12.21	11.99	-1.80	-1.64	18.11	18.36	1.38	-0.38

Month/Week	Corngrain, White											
	Farmgate Prices				Wholesale Prices				Retail Prices			
	2008	2009	% Change		2008	2009	% Change		2008	2009	% Change	
(1)	(2)	(3)	(3)/(2)	(weekly)	(6)	(7)	(7)/(6)	(weekly)	(10)	(11)	(11)/(10)	(weekly)
Aug Wk 1	11.82	11.29	-4.48	-3.17	12.26	15.30	24.80	-2.67	17.07	19.20	12.48	-1.54
Wk 2	11.82	11.07	-6.35	-1.95	12.86	15.39	19.67	0.59	17.21	19.25	11.85	0.26
Wk 3	11.95	10.78	-9.79	-2.62	12.88	11.70	-9.16	-23.98	17.09	15.06	-11.88	-21.77
Wk 4R	11.82	10.73	-9.22	-0.46	12.86	11.66	-9.33	-0.34	17.21	14.81	-13.95	-1.66
Sep Wk 1P	12.11	10.53	-13.05	-1.86	13.40	12.02	-10.30	3.09	17.05	14.50	-14.96	-2.09

Note: R-revised; P-preliminary

