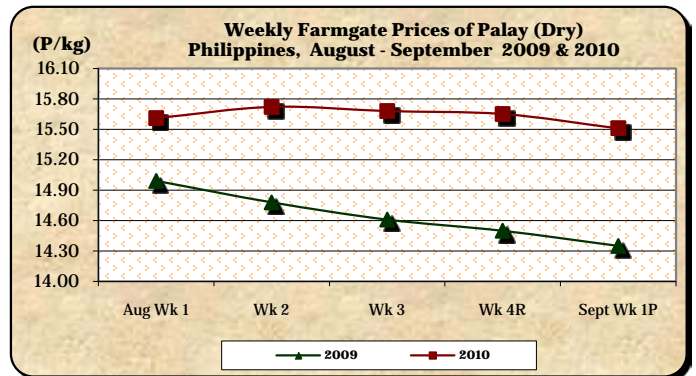


### A. Farmgate Price of Palay

\* Farmgate price continued to decline at a rate faster than last week's movement.

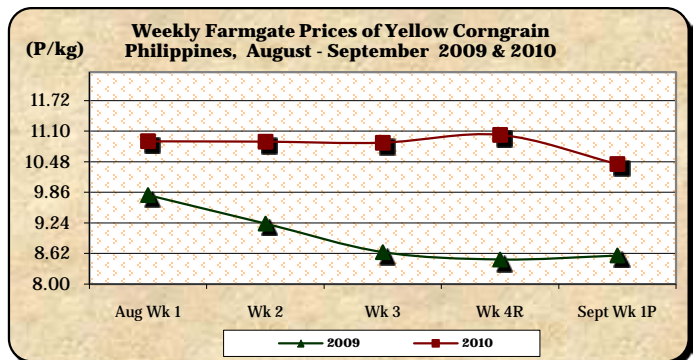
- The average price of P15.51/kg was 0.89% **below** last week's price but was 8.08% **above** last year's level.



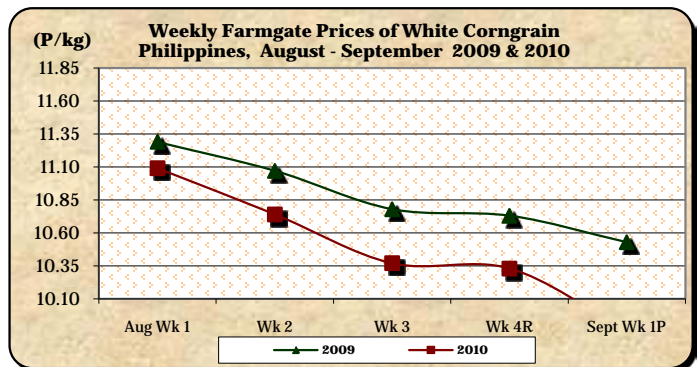
### B. Farmgate Prices of Corngrain, Yellow and White

\* Both yellow and white corngrains registered price cuts.

- Yellow corngrain price at P10.44/kg **fell** by 5.35% from last week's P11.03/kg but **rose** by 21.68% from last year's P8.58/kg.



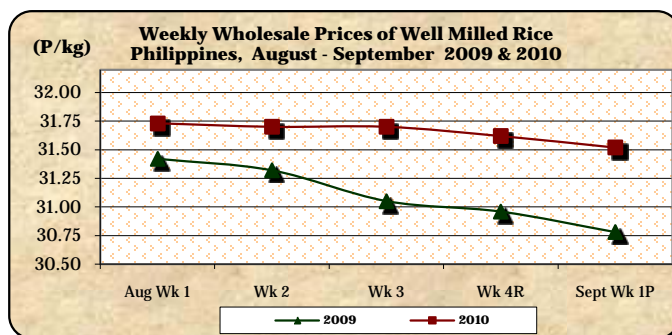
- White corngrain price at P9.86/kg **slid** by 4.55% and 6.36% from prices of last week and last year, respectively.



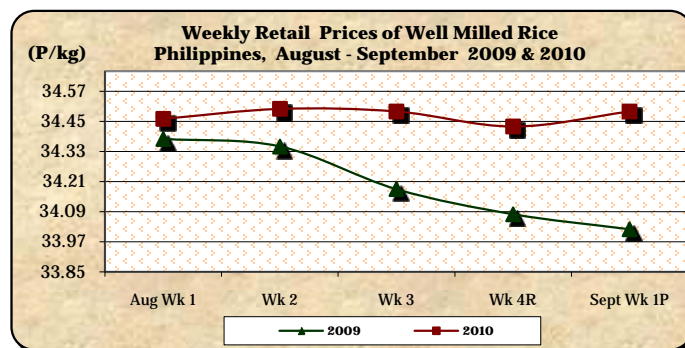
### C. Wholesale and Retail Prices of Well Milled Rice (WMR)

\* Wholesale price decreased further but retail price recovered from last week's decline.

- At wholesale, the average price of P31.52/kg was 0.32% **lower** than last week's price but was 2.40% **higher** than last year's level.



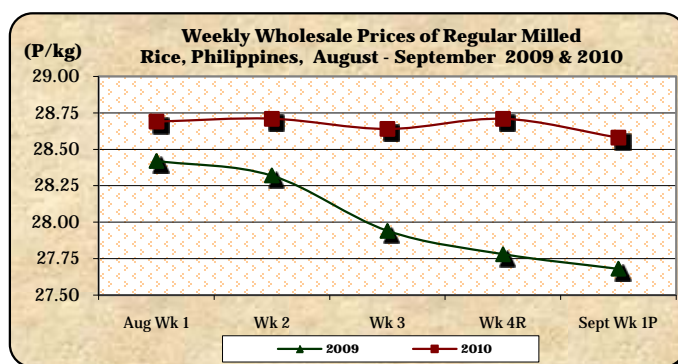
- At retail, the average price of P34.49/kg was **up** by 0.17% from last week's report and by 1.38% relative to last year's record.



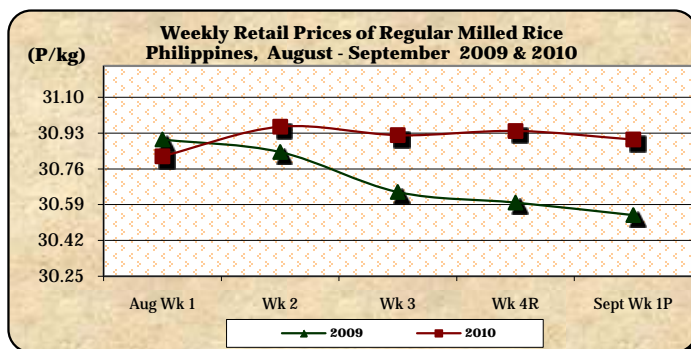
### D. Wholesale and Retail Prices of Regular Milled Rice (RMR)

\* Both wholesale and retail prices dropped after registering increases last week.

- The average wholesale price of P28.58/kg indicated a 0.45% **reduction** from last week's level but posted a 3.25% **mark-up** from that of last year.



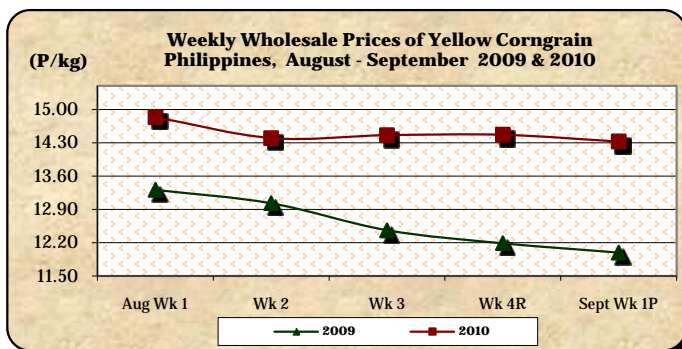
- The average retail price of P30.90/kg recorded a 0.13% **decrement** from last week's P30.94/kg but registered a 1.18% **increment** relative to last year's P30.54/kg.



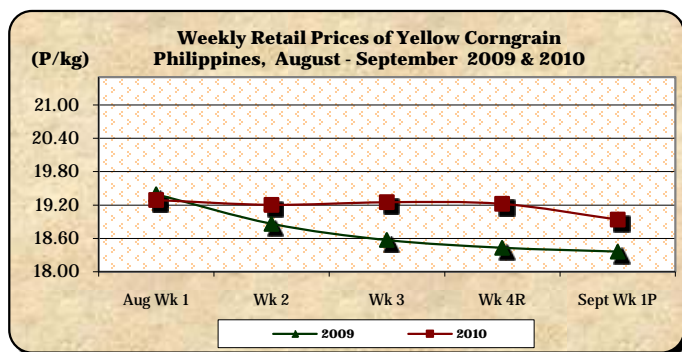
**E. Wholesale and Retail Prices of Corngrain, Yellow**

\* Downward price movements were noted at both wholesale and retail levels.

At wholesale, the average price of P14.33/kg **decreased** by 0.97% from last week's level but **increased** by 19.52% relative to last year's price.



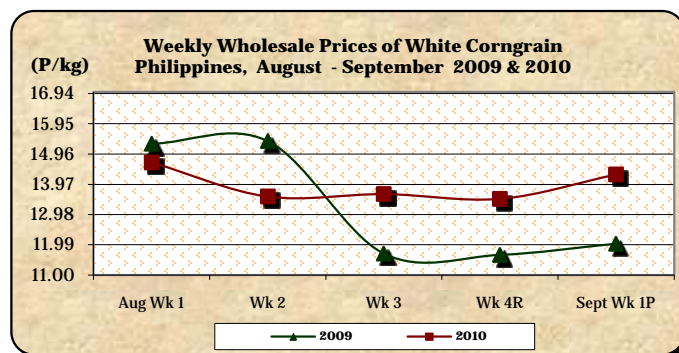
At retail, the average price of P18.94/kg **fell** by 1.46% from last week's quotation but **rose** by 3.16% from last year's level.



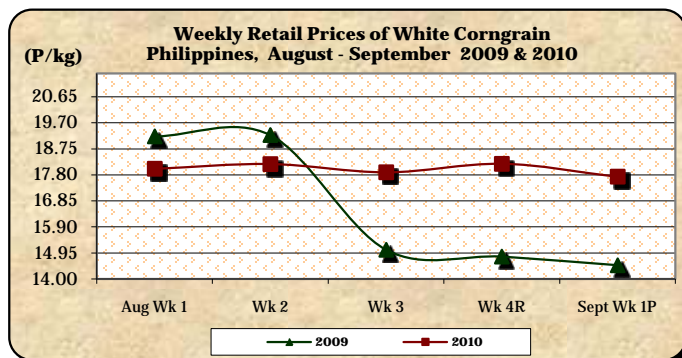
**F. Wholesale and Retail Prices of Corngrain, White**

\* Wholesale price recovered but retail price dropped after an increase last week.

The average wholesale price of P14.29/kg posted **increments** of 5.93% and 18.89% relative to prices of last week and last year, respectively.



The average retail price of P17.73/kg was **lower** by 2.58% from last week's P18.20/kg but was **higher** by 22.28% from last year's P14.50/kg.



## Annex 1

## Comparative Weekly Farmgate, Wholesale and Retail Prices of Palay, Rice and Corn, Philippines

Month/Week	Palay (Dry)				Well Milled Rice (WMR)							
	Farmgate Prices				Wholesale Prices				Retail Prices			
	2009	2010	% Change		2009	2010	% Change		2009	2010	% Change	
(1)	(2)	(3)	(3)/(2)	(weekly)	(6)	(7)	(7)/(6)	(weekly)	(10)	(11)	(11)/(10)	(weekly)
Aug Wk 1	14.99	15.61	4.14	0.00	31.42	31.73	0.99	-0.16	34.38	34.46	0.23	0.03
Wk 2	14.78	15.72	6.36	0.70	31.32	31.70	1.21	-0.09	34.35	34.50	0.44	0.12
Wk 3	14.61	15.68	7.32	-0.25	31.05	31.70	2.09	0.00	34.18	34.49	0.91	-0.03
Wk 4R	14.50	15.65	7.93	-0.19	30.96	31.62	2.13	-0.25	34.08	34.43	1.03	-0.17
Sept Wk 1P	14.35	15.51	8.08	-0.89	30.78	31.52	2.40	-0.32	34.02	34.49	1.38	0.17

Month/Week	Regular Milled Rice (RMR)							
	Wholesale Prices				Retail Prices			
	2009	2010	% Change		2009	2010	% Change	
(1)	(2)	(3)	(3)/(2)	(weekly)	(6)	(7)	(7)/(6)	(weekly)
Aug Wk 1	28.42	28.69	0.95	-0.21	30.90	30.82	-0.26	0.03
Wk 2	28.32	28.71	1.38	0.07	30.84	30.96	0.39	0.45
Wk 3	27.94	28.64	2.51	-0.24	30.65	30.92	0.88	-0.13
Wk 4R	27.78	28.71	3.35	0.24	30.60	30.94	1.11	0.06
Sept Wk 1P	27.68	28.58	3.25	-0.45	30.54	30.90	1.18	-0.13

Month/Week	Corngrain, Yellow											
	Farmgate Prices				Wholesale Prices				Retail Prices			
	2009	2010	% Change		2009	2010	% Change		2009	2010	% Change	
(1)	(2)	(3)	(3)/(2)	(weekly)	(6)	(7)	(7)/(6)	(weekly)	(10)	(11)	(11)/(10)	(weekly)
Aug Wk 1	9.81	10.90	11.11	-1.09	13.31	14.84	11.50	0.47	19.39	19.29	-0.52	0.26
Wk 2	9.23	10.89	17.98	-0.09	13.03	14.40	10.51	-2.96	18.86	19.20	1.80	-0.47
Wk 3	8.65	10.87	25.66	-0.18	12.46	14.46	16.05	0.42	18.57	19.25	3.66	0.26
Wk 4R	8.50	11.03	29.76	1.47	12.19	14.47	18.70	0.07	18.43	19.22	4.29	-0.16
Sept Wk 1P	8.58	10.44	21.68	-5.35	11.99	14.33	19.52	-0.97	18.36	18.94	3.16	-1.46

Month/Week	Corngrain, White											
	Farmgate Prices				Wholesale Prices				Retail Prices			
	2009	2010	% Change		2009	2010	% Change		2009	2010	% Change	
(1)	(2)	(3)	(3)/(2)	(weekly)	(6)	(7)	(7)/(6)	(weekly)	(10)	(11)	(11)/(10)	(weekly)
Aug Wk 1	11.29	11.09	-1.77	-3.14	15.30	14.69	-3.99	0.07	19.20	18.02	-6.15	0.22
Wk 2	11.07	10.74	-2.98	-3.16	15.39	13.57	-11.83	-7.62	19.25	18.19	-5.51	0.94
Wk 3	10.78	10.37	-3.80	-3.45	11.70	13.65	16.67	0.59	15.06	17.89	18.79	-1.65
Wk 4R	10.73	10.33	-3.73	-0.39	11.66	13.49	15.69	-1.17	14.81	18.20	22.89	1.73
Sept Wk 1P	10.53	9.86	-6.36	-4.55	12.02	14.29	18.89	5.93	14.50	17.73	22.28	-2.58

Note: R-revised; P-preliminary

