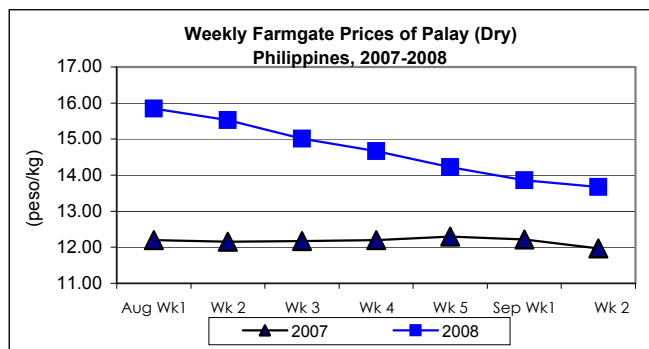




## Updates on Palay, Rice & Corn Prices, September 10-16, 2008

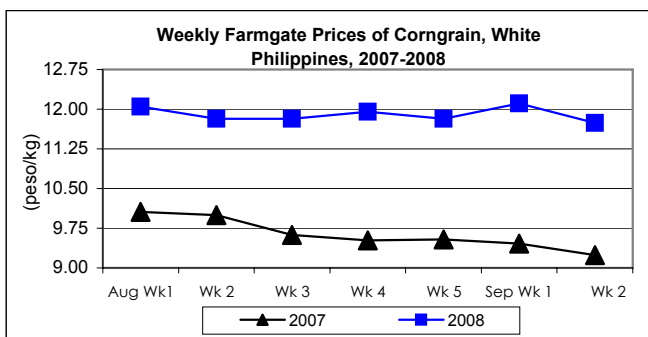
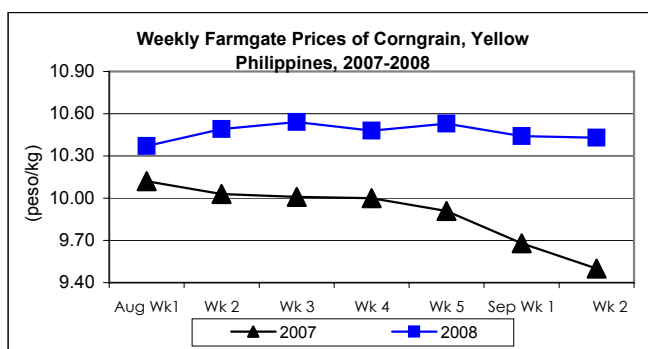
### A. Farmgate Price of Palay

- \* Price at farmgate continued to decline but at a rate slower than previous week's record.
  - Average price at P13.67/kg was 1.37% lower than last week's price but was 14.20% higher than last year's level.



### B. Farmgate Prices of Corngrain, Yellow and White

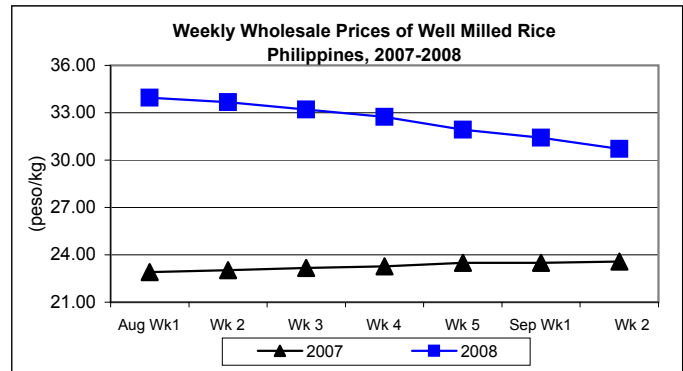
- \* Price of yellow corngrain slightly decreased from last week's quotation while that of white corngrain fluctuated.
  - Average price of yellow corngrain at P10.43/kg **dropped** by 0.10% from P10.44/kg of last week. Compared to last year's P9.50/kg, price **gained** by 9.79%.
- Average price of white corngrain at P11.74/kg posted a **decrement** of 3.06% from price of last week but registered an **increment** of 27.06% relative to price of last year.



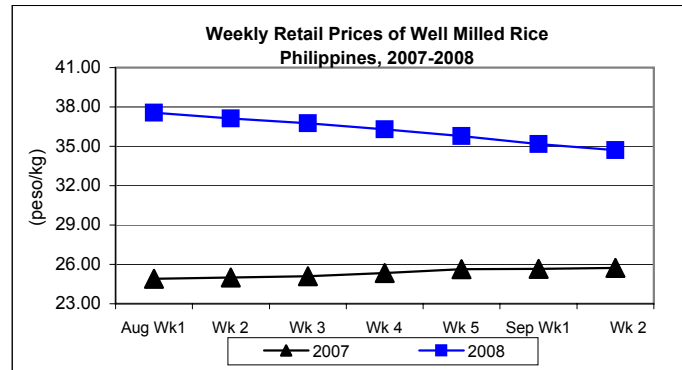
### C. Wholesale and Retail Prices of Well Milled Rice (WMR)

☀ Both wholesale and retail prices sustained downward movements. Rate of decrease at wholesale was faster while slower at retail.

- Wholesale price at P30.70/kg was 2.26% **below** last week's quotation but 30.25% **above** 2007 price.



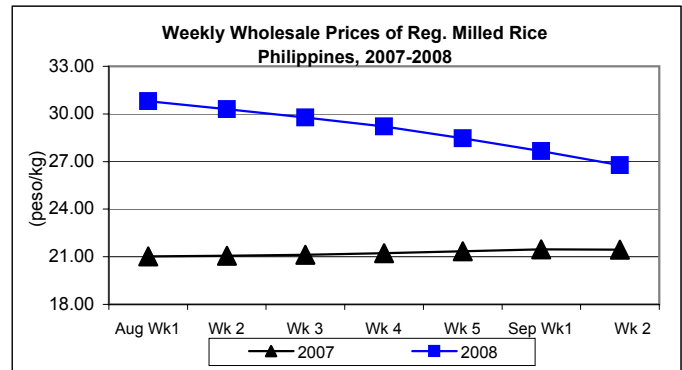
- Retail price at P34.71/kg was **down** by 1.34% from last week's price but was **up** by 34.95% from last year's report.



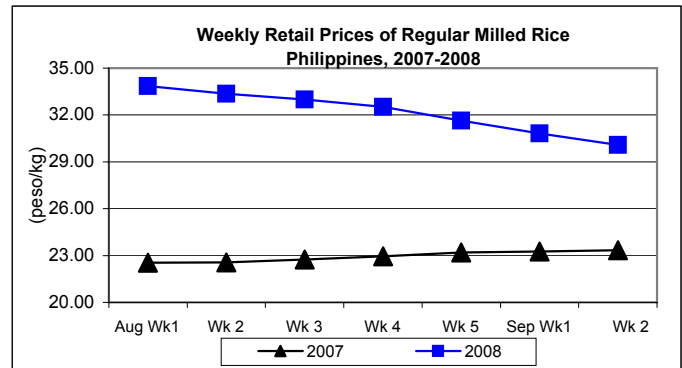
### D. Wholesale and Retail Prices of Regular Milled Rice (RMR)

☀ Prices at both wholesale and retail levels continued to slide.

- Average wholesale price at P26.77/kg registered a 3.22% **decrement** from last week's level but recorded a 24.80% **increment** from last year's report.



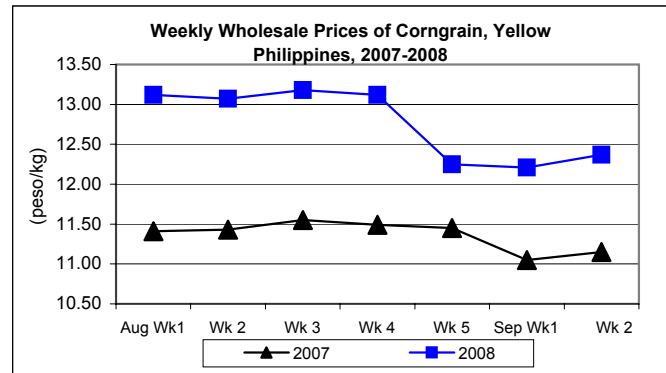
- Average retail price at P30.08/kg posted a 2.40% **cut** from last week's price but registered a 28.93% **mark-up** relative to last year's price.



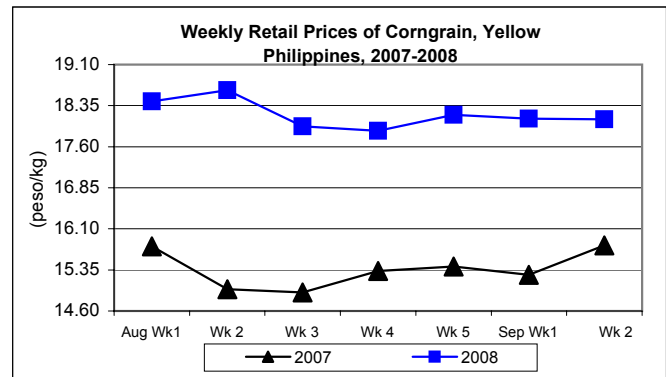
## E. Wholesale and Retail Prices of Corngrain, Yellow

✦ Price at wholesale recovered from successive decrements while price at retail posted a slight cut.

- At wholesale, average price of P12.37/kg **moved up** by 1.31% and 10.94% from prices of last week and last year, respectively.



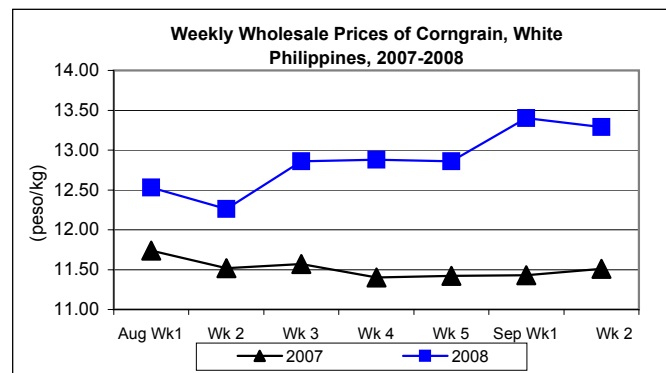
- At retail, average price of P18.10/kg slightly **decreased** by 0.06% from last week's P18.11/kg but **increased** by 14.56% relative to last year's P15.80/kg.



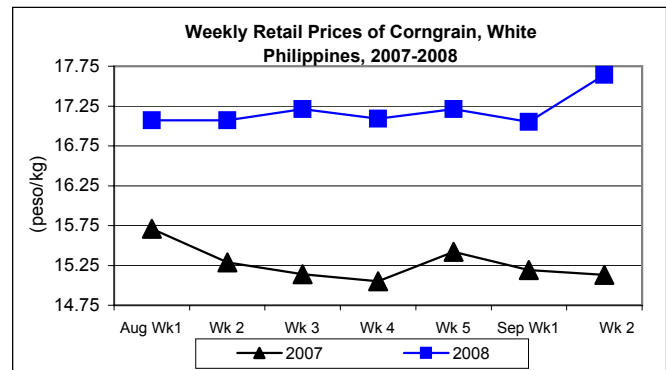
## F. Wholesale and Retail Prices of Corngrain, White

✦ Prices at wholesale and retail levels showed opposite movements, i.e., price at wholesale weakened while price at retail recovered.

- Average wholesale price at P13.29/kg **went down** by 0.82% from last week's price but **moved up** by 15.46% from last year's level.



- Average retail price at P17.64/kg was **higher** by 3.46% and 16.59% from quotations of last week and last year, respectively.



## Annex 1

### Comparative Weekly Farmgate, Wholesale and Retail Prices of Palay, Rice and Corn, Philippines

Month/Week	Palay (Dry)				Well Milled Rice (WMR)							
	Farmgate Prices				Wholesale Prices				Retail Prices			
	2007	2008	% Change		2007	2008	% Change		2007	2008	% Change	
(1)	(2)	(3)	(3)/(2)	(weekly)	(6)	(7)	(7)/(6)	(weekly)	(10)	(11)	(11)/(10)	(weekly)
Aug Wk1	12.20	15.85	29.92	-1.43	22.90	33.96	48.30	-1.19	24.90	37.55	50.80	-1.03
Wk 2	12.15	15.53	27.82	-2.02	23.02	33.67	46.26	-0.85	25.00	37.12	48.48	-1.15
Wk 3	12.17	15.01	23.34	-3.35	23.16	33.21	43.39	-1.37	25.10	36.75	46.41	-1.00
Wk 4	12.20	14.67	20.25	-2.27	23.28	32.74	40.64	-1.42	25.34	36.29	43.21	-1.25
Wk 5	12.30	14.22	15.61	-3.07	23.49	31.92	35.89	-2.50	25.64	35.78	39.55	-1.41
Sep Wk1	12.22	13.86	13.42	-2.53	23.49	31.41	33.72	-1.60	25.67	35.18	37.05	-1.68
Wk 2	11.97	13.67	14.20	-1.37	23.57	30.70	30.25	-2.26	25.72	34.71	34.95	-1.34

Month/Week	Regular Milled Rice (RMR)							
	Wholesale Prices				Retail Prices			
	2007	2008	% Change		2007	2008	% Change	
(1)	(2)	(3)	(3)/(2)	(weekly)	(6)	(7)	(7)/(6)	(weekly)
Aug Wk1	21.02	30.81	46.57	-1.91	22.54	33.86	50.22	-1.48
Wk 2	21.06	30.30	43.87	-1.66	22.56	33.36	47.87	-1.48
Wk 3	21.12	29.77	40.96	-1.75	22.75	32.99	45.01	-1.11
Wk 4	21.23	29.21	37.59	-1.88	22.96	32.53	41.68	-1.39
Wk 5	21.35	28.47	33.35	-2.53	23.20	31.64	36.38	-2.74
Sep Wk1	21.47	27.66	28.83	-2.85	23.25	30.82	32.56	-2.59
Wk 2	21.45	26.77	24.80	-3.22	23.33	30.08	28.93	-2.40

Month/Week	Corngrain, Yellow											
	Farmgate Prices				Wholesale Prices				Retail Prices			
	2007	2008	% Change		2007	2008	% Change		2007	2008	% Change	
(1)	(2)	(3)	(3)/(2)	(weekly)	(6)	(7)	(7)/(6)	(weekly)	(10)	(11)	(11)/(10)	(weekly)
Aug Wk1	10.12	10.37	2.47	-1.05	11.41	13.12	14.99	-0.08	15.78	18.43	16.79	0.33
Wk 2	10.03	10.49	4.59	1.16	11.43	13.07	14.35	-0.38	15.00	18.63	24.20	1.09
Wk 3	10.01	10.54	5.29	0.48	11.55	13.18	14.11	0.84	14.94	17.97	20.28	-3.54
Wk 4	10.00	10.48	4.80	-0.57	11.49	13.12	14.19	-0.46	15.33	17.89	16.70	-0.45
Wk 5	9.91	10.53	6.26	0.48	11.45	12.25	6.99	-6.63	15.41	18.18	17.98	1.62
Sep Wk1	9.68	10.44	7.85	-0.85	11.05	12.21	10.50	-0.33	15.26	18.11	18.68	-0.39
Wk 2	9.50	10.43	9.79	-0.10	11.15	12.37	10.94	1.31	15.80	18.10	14.56	-0.06

Month/Week	Corngrain, White											
	Farmgate Prices				Wholesale Prices				Retail Prices			
	2007	2008	% Change		2007	2008	% Change		2007	2008	% Change	
(1)	(2)	(3)	(3)/(2)	(weekly)	(6)	(7)	(7)/(6)	(weekly)	(10)	(11)	(11)/(10)	(weekly)
Aug Wk1	10.06	12.05	19.78	1.95	11.74	12.53	6.73	1.21	15.71	17.07	8.66	0.29
Wk 2	10.00	11.82	18.20	-1.91	11.52	12.26	6.42	-2.15	15.29	17.07	11.64	0.00
Wk 3	9.62	11.82	22.87	0.00	11.57	12.86	11.15	4.89	15.14	17.21	13.67	0.82
Wk 4	9.52	11.95	25.53	1.10	11.40	12.88	12.98	0.16	15.05	17.09	13.55	-0.70
Wk 5	9.54	11.82	23.90	-1.09	11.42	12.86	12.61	-0.16	15.42	17.21	11.61	0.70
Sep Wk1	9.46	12.11	28.01	2.45	11.43	13.40	17.24	4.20	15.19	17.05	12.24	-0.93
Wk 2	9.24	11.74	27.06	-3.06	11.51	13.29	15.46	-0.82	15.13	17.64	16.59	3.46