

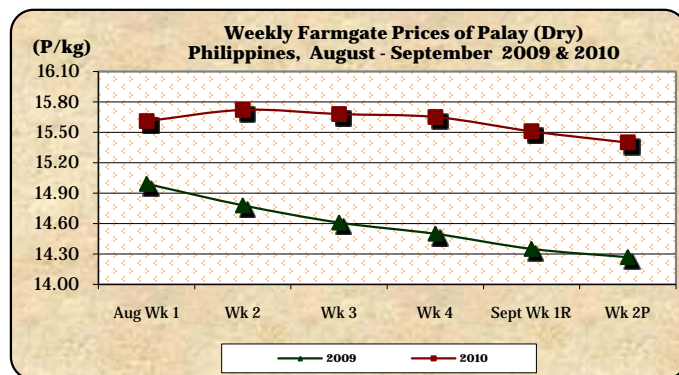


UPDATES on PALAY, RICE & CORN PRICES

A. Farmgate Price of Palay

* Downward price movement was sustained at farmgate level.

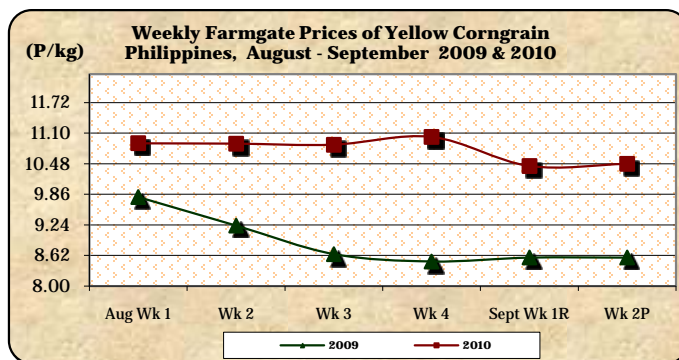
- The average price of P15.40/kg **decreased** by 0.71% from last week's price but **increased** by 7.92% compared to last year's level.



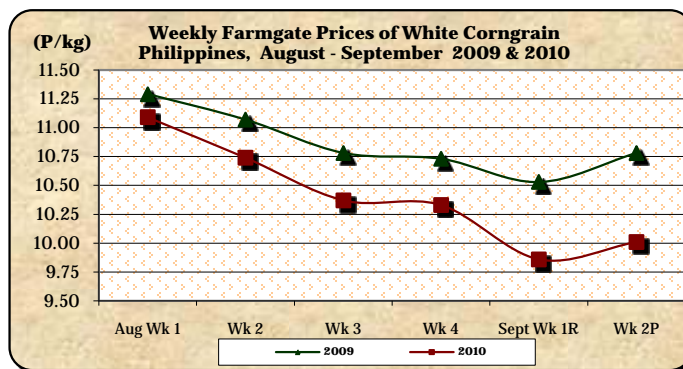
B. Farmgate Prices of Corngrain, Yellow and White

* Both yellow and white corngrains recovered from last week's price cuts.

- Yellow corngrain price at P10.48/kg **gained** by 0.38% from last week's quotation and by 22.14% relative to last year's price.



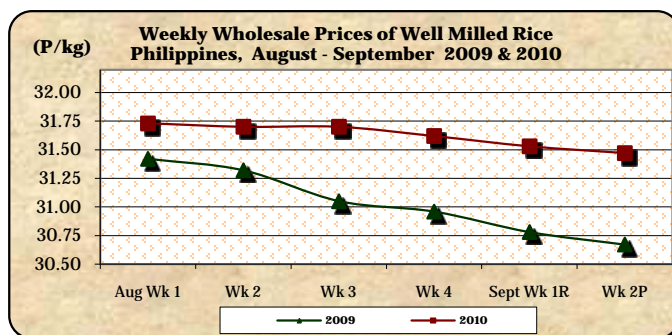
- White corngrain price at P10.01/kg was 1.52% **higher** than last week's P9.86/kg but was 7.14% **lower** than last year's P10.78/kg.



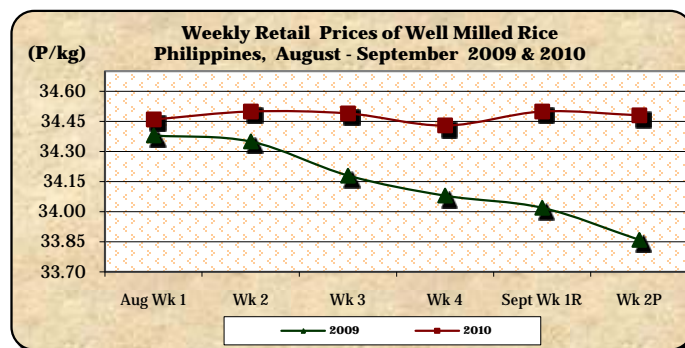
C. Wholesale and Retail Prices of Well Milled Rice (WMR)

* Both wholesale and retail prices declined this week.

- At wholesale, the average price of P31.47/kg was 0.19% **below** last week's price but was 2.61% **above** last year's level.



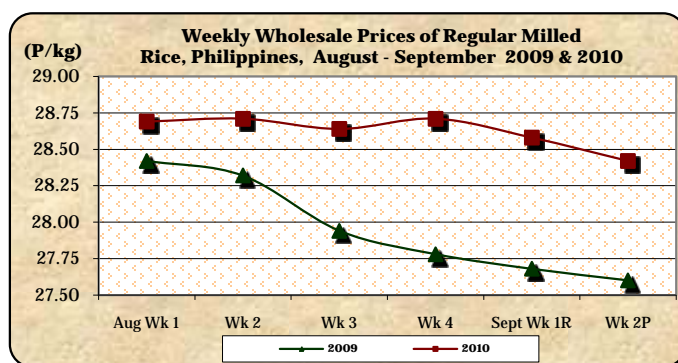
- At retail, the average price of P34.48/kg was **down** by 0.06% from last week's report but was **up** by 1.83% relative to last year's record.



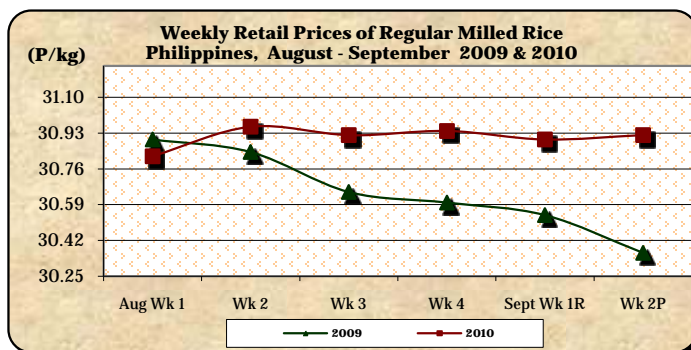
D. Wholesale and Retail Prices of Regular Milled Rice (RMR)

* Wholesale price continued its downward movement but retail price went up.

- The average wholesale price of P28.42/kg registered a 0.56% **decrement** from last week's price but indicated a 2.97% **increment** from last year's level.



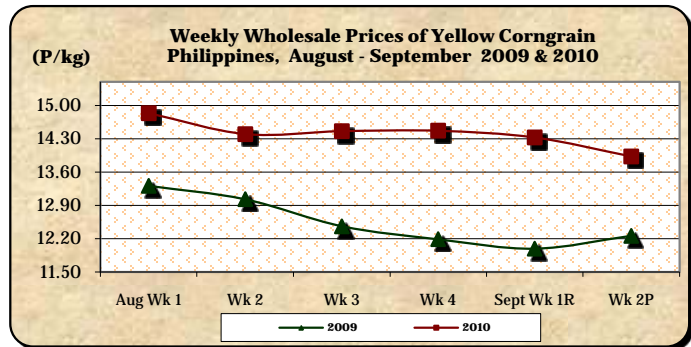
- The average retail price of P30.92/kg **rose** by 0.06% and 1.84% relative to prices of last week and last year, respectively.



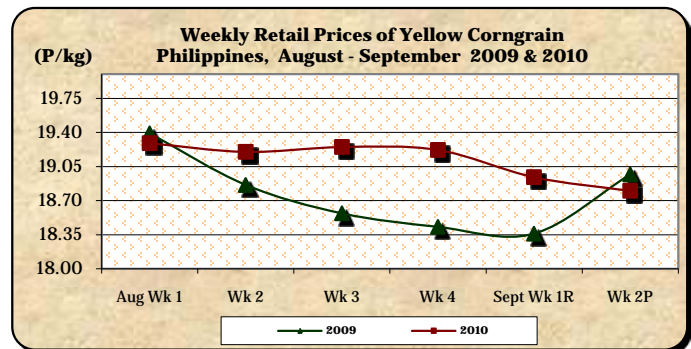
E. Wholesale and Retail Prices of Corngrain, Yellow

* Both wholesale and retail prices dropped further.

At wholesale, the average price of P13.93/kg registered a 2.79% **cut** from last week's P14.33/kg but recorded a 13.62% **mark-up** relative to last year's P12.26/kg.



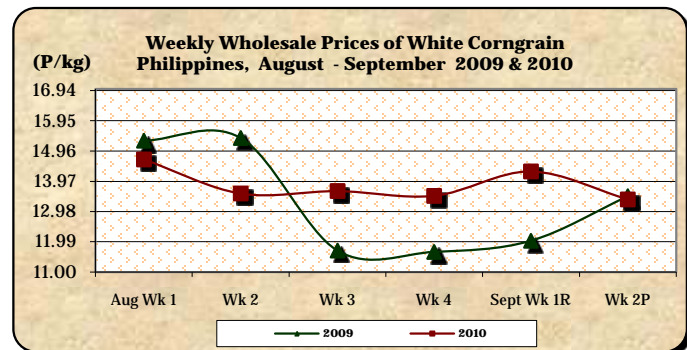
At retail, the average price of P18.80/kg **slid** by 0.74% from last week's quotation and by 0.90% relative to last year's level.



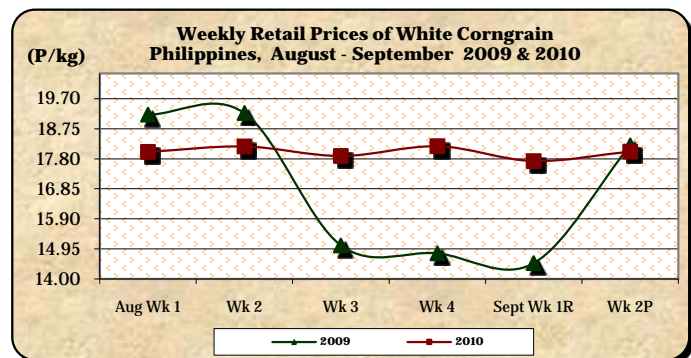
F. Wholesale and Retail Prices of Corngrain, White

* Wholesale price dropped after an increase last week while retail price recovered.

The average wholesale price of P13.38/kg posted **reductions** of 6.37% and 0.74% relative to prices of last week and last year, respectively.



The average retail price of P18.03/kg was **higher** by 1.69% from last week's P17.73/kg but was **lower** by 1.10% from last year's P18.23/kg.



Annex 1

Comparative Weekly Farmgate, Wholesale and Retail Prices of Palay, Rice and Corn, Philippines

| Month/Week | Palay (Dry) | | | | Well Milled Rice (WMR) | | | | | | | |
|------------|-----------------|-------|----------|----------|------------------------|-------|----------|----------|---------------|-------|-----------|----------|
| | Farmgate Prices | | | | Wholesale Prices | | | | Retail Prices | | | |
| | 2009 | 2010 | % Change | | 2009 | 2010 | % Change | | 2009 | 2010 | % Change | |
| (1) | (2) | (3) | (3)/(2) | (weekly) | (6) | (7) | (7)/(6) | (weekly) | (10) | (11) | (11)/(10) | (weekly) |
| Aug Wk 1 | 14.99 | 15.61 | 4.14 | 0.00 | 31.42 | 31.73 | 0.99 | -0.16 | 34.38 | 34.46 | 0.23 | 0.03 |
| Wk 2 | 14.78 | 15.72 | 6.36 | 0.70 | 31.32 | 31.70 | 1.21 | -0.09 | 34.35 | 34.50 | 0.44 | 0.12 |
| Wk 3 | 14.61 | 15.68 | 7.32 | -0.25 | 31.05 | 31.70 | 2.09 | 0.00 | 34.18 | 34.49 | 0.91 | -0.03 |
| Wk 4 | 14.50 | 15.65 | 7.93 | -0.19 | 30.96 | 31.62 | 2.13 | -0.25 | 34.08 | 34.43 | 1.03 | -0.17 |
| Sept Wk 1R | 14.35 | 15.51 | 8.08 | -0.89 | 30.78 | 31.53 | 2.44 | -0.28 | 34.02 | 34.50 | 1.41 | 0.20 |
| Wk 2P | 14.27 | 15.40 | 7.92 | -0.71 | 30.67 | 31.47 | 2.61 | -0.19 | 33.86 | 34.48 | 1.83 | -0.06 |

| Month/Week | Regular Milled Rice (RMR) | | | | | | | |
|------------|---------------------------|-------|----------|----------|---------------|-------|----------|----------|
| | Wholesale Prices | | | | Retail Prices | | | |
| | 2009 | 2010 | % Change | | 2009 | 2010 | % Change | |
| (1) | (2) | (3) | (3)/(2) | (weekly) | (6) | (7) | (7)/(6) | (weekly) |
| Aug Wk 1 | 28.42 | 28.69 | 0.95 | -0.21 | 30.90 | 30.82 | -0.26 | 0.03 |
| Wk 2 | 28.32 | 28.71 | 1.38 | 0.07 | 30.84 | 30.96 | 0.39 | 0.45 |
| Wk 3 | 27.94 | 28.64 | 2.51 | -0.24 | 30.65 | 30.92 | 0.88 | -0.13 |
| Wk 4 | 27.78 | 28.71 | 3.35 | 0.24 | 30.60 | 30.94 | 1.11 | 0.06 |
| Sept Wk 1R | 27.68 | 28.58 | 3.25 | -0.45 | 30.54 | 30.90 | 1.18 | -0.13 |
| Wk 2P | 27.60 | 28.42 | 2.97 | -0.56 | 30.36 | 30.92 | 1.84 | 0.06 |

| Month/Week | Corngrain, Yellow | | | | | | | | | | | |
|------------|-------------------|-------|----------|----------|------------------|-------|----------|----------|---------------|-------|-----------|----------|
| | Farmgate Prices | | | | Wholesale Prices | | | | Retail Prices | | | |
| | 2009 | 2010 | % Change | | 2009 | 2010 | % Change | | 2009 | 2010 | % Change | |
| (1) | (2) | (3) | (3)/(2) | (weekly) | (6) | (7) | (7)/(6) | (weekly) | (10) | (11) | (11)/(10) | (weekly) |
| Aug Wk 1 | 9.81 | 10.90 | 11.11 | -1.09 | 13.31 | 14.84 | 11.50 | 0.47 | 19.39 | 19.29 | -0.52 | 0.26 |
| Wk 2 | 9.23 | 10.89 | 17.98 | -0.09 | 13.03 | 14.40 | 10.51 | -2.96 | 18.86 | 19.20 | 1.80 | -0.47 |
| Wk 3 | 8.65 | 10.87 | 25.66 | -0.18 | 12.46 | 14.46 | 16.05 | 0.42 | 18.57 | 19.25 | 3.66 | 0.26 |
| Wk 4 | 8.50 | 11.03 | 29.76 | 1.47 | 12.19 | 14.47 | 18.70 | 0.07 | 18.43 | 19.22 | 4.29 | -0.16 |
| Sept Wk 1R | 8.58 | 10.44 | 21.68 | -5.35 | 11.99 | 14.33 | 19.52 | -0.97 | 18.36 | 18.94 | 3.16 | -1.46 |
| Wk 2P | 8.58 | 10.48 | 22.14 | 0.38 | 12.26 | 13.93 | 13.62 | -2.79 | 18.97 | 18.80 | -0.90 | -0.74 |

| Month/Week | Corngrain, White | | | | | | | | | | | |
|------------|------------------|-------|----------|----------|------------------|-------|----------|----------|---------------|-------|-----------|----------|
| | Farmgate Prices | | | | Wholesale Prices | | | | Retail Prices | | | |
| | 2009 | 2010 | % Change | | 2009 | 2010 | % Change | | 2009 | 2010 | % Change | |
| (1) | (2) | (3) | (3)/(2) | (weekly) | (6) | (7) | (7)/(6) | (weekly) | (10) | (11) | (11)/(10) | (weekly) |
| Aug Wk 1 | 11.29 | 11.09 | -1.77 | -3.14 | 15.30 | 14.69 | -3.99 | 0.07 | 19.20 | 18.02 | -6.15 | 0.22 |
| Wk 2 | 11.07 | 10.74 | -2.98 | -3.16 | 15.39 | 13.57 | -11.83 | -7.62 | 19.25 | 18.19 | -5.51 | 0.94 |
| Wk 3 | 10.78 | 10.37 | -3.80 | -3.45 | 11.70 | 13.65 | 16.67 | 0.59 | 15.06 | 17.89 | 18.79 | -1.65 |
| Wk 4 | 10.73 | 10.33 | -3.73 | -0.39 | 11.66 | 13.49 | 15.69 | -1.17 | 14.81 | 18.20 | 22.89 | 1.73 |
| Sept Wk 1R | 10.53 | 9.86 | -6.36 | -4.55 | 12.02 | 14.29 | 18.89 | 5.93 | 14.50 | 17.73 | 22.28 | -2.58 |
| Wk 2P | 10.78 | 10.01 | -7.14 | 1.52 | 13.48 | 13.38 | -0.74 | -6.37 | 18.23 | 18.03 | -1.10 | 1.69 |

Note: R-revised; P-preliminary