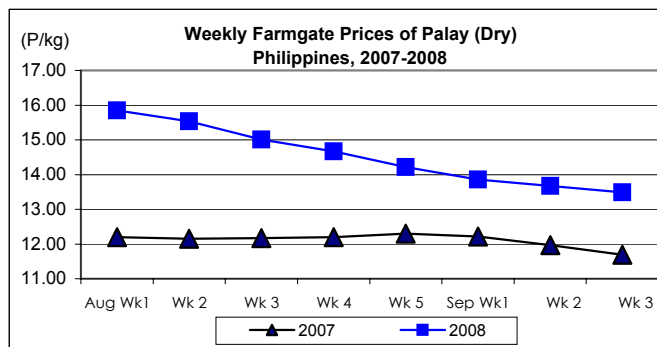




Updates on Palay, Rice & Corn Prices, September 17-23, 2008

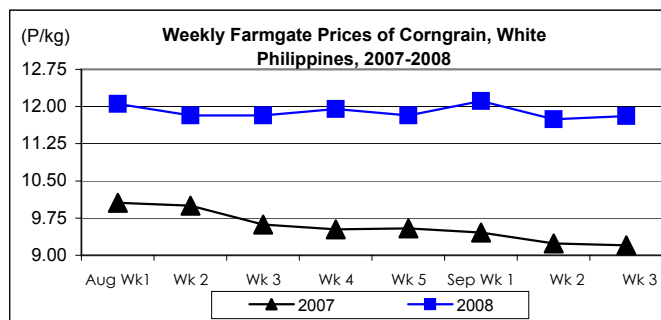
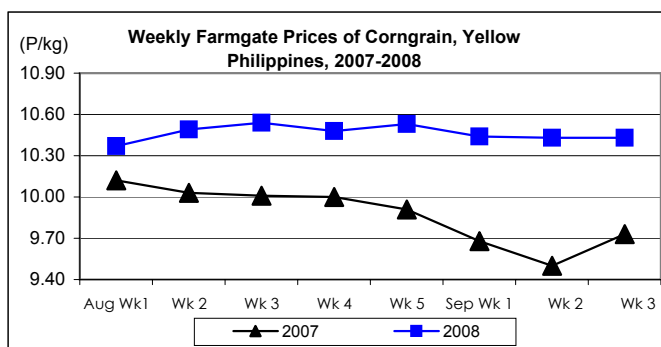
A. Farmgate Price of Palay

- * Price continued to weaken but at diminishing rates.
- Average price at P13.49/kg fell by 1.32% from last week's price but rose by 15.40% from last year's quotation.



B. Farmgate Prices of Corngrain, Yellow and White

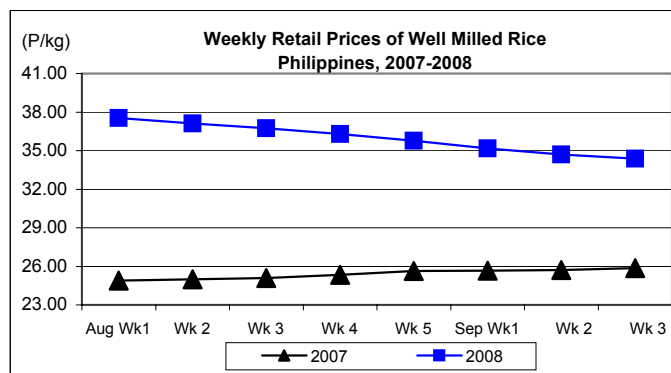
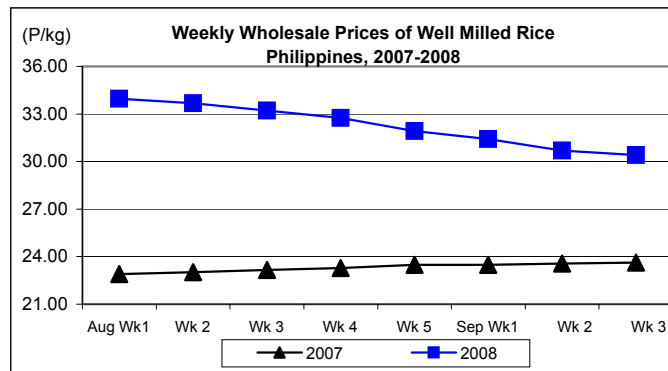
- * Price of yellow corngrain remained at last week's level while that of white corngrain recovered from last week's cut.
- Average price of yellow corngrain was the same as last week's P10.43/kg. Compared to last year's level, this was higher by 7.19%.
- Average price of white corngrain at P11.81/kg gained by 0.60% and 28.37% from prices of last week and last year, respectively.



C. Wholesale and Retail Prices of Well Milled Rice (WMR)

☀ Prices at both wholesale and retail levels dropped continuously but at slower rates.

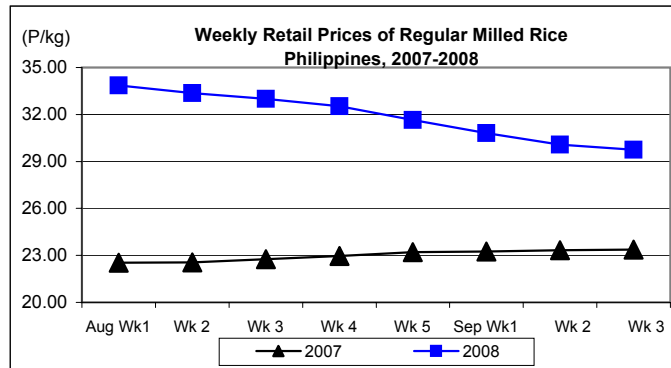
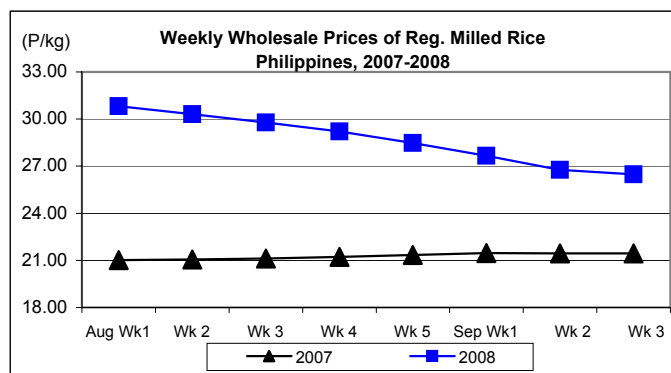
- Average wholesale price at P30.40/kg posted a 0.98% **decrement** from last week's record but registered a 28.70% **increment** from last year's price.
- Average retail price at P34.38/kg was 0.95% **below** last week's price but 32.95% **above** last year's level.



D. Wholesale and Retail Prices of Regular Milled Rice (RMR)

☀ Both wholesale and retail prices sustained downtrends but at slower rates.

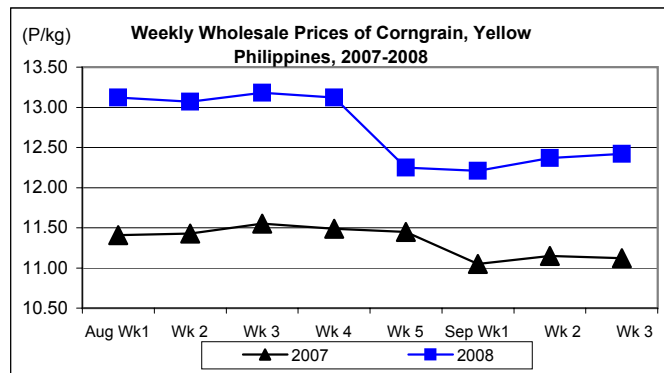
- Average wholesale price at P26.47/kg was 1.12% **lower** than last week's quotation but was 23.46% **higher** than 2007 record.
- Average retail price at P29.74/kg **went down** by 1.13% from last week's price but **moved up** by 27.26% relative to last year's report.



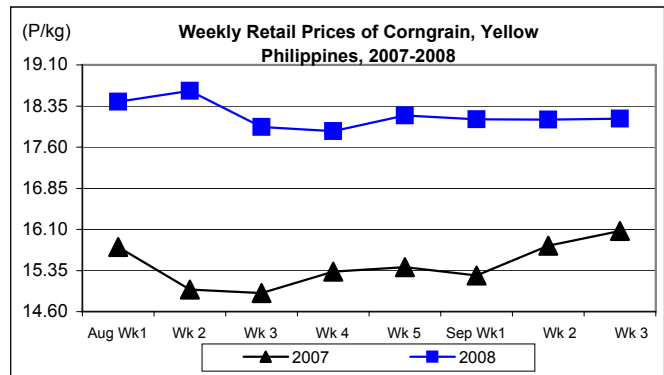
E. Wholesale and Retail Prices of Corngrain, Yellow

✳ Price gains were recorded at both wholesale and retail levels.

- Average wholesale price of P12.42/kg posted **mark-ups** of 0.40% and 11.69% from prices of last week' and last year, respectively.



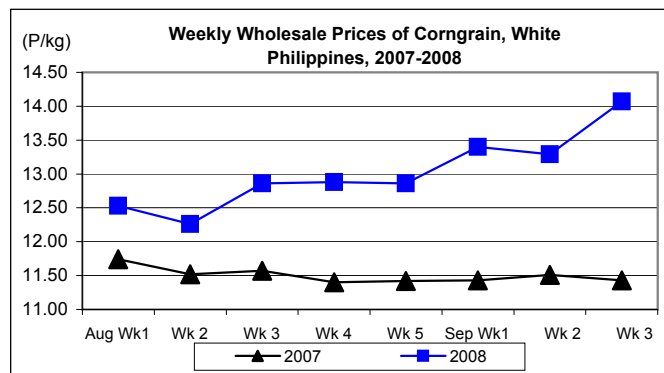
- Average retail price at P18.12/kg registered **increments** of 0.11% from last week's price and 12.76% from 2007 quotation.



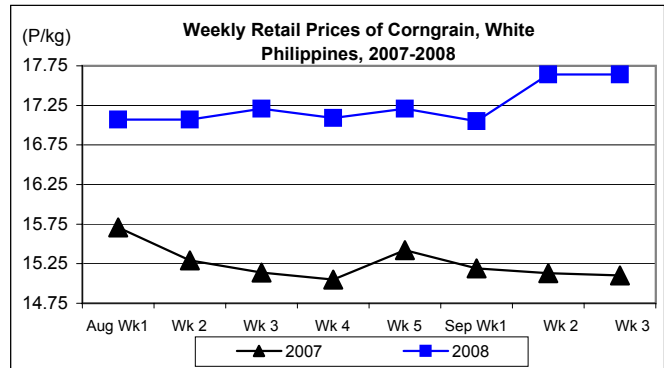
F. Wholesale and Retail Prices of Corngrain, White

✳ Price at wholesale continued to fluctuate while price at retail stayed at last week's level.

- Average wholesale price at P14.07/kg **went up** by 5.87% and 23.10% from prices of last week and last year, respectively.



- Average retail price was unchanged at last week's P17.64/kg. This was 16.82% **above** 2007 record.



Annex 1

Comparative Weekly Farmgate, Wholesale and Retail Prices of Palay, Rice and Corn, Philippines

Month/Week	Palay (Dry)				Well Milled Rice (WMR)							
	Farmgate Prices				Wholesale Prices				Retail Prices			
	2007	2008	% Change		2007	2008	% Change		2007	2008	% Change	
(1)	(2)	(3)	(3)/(2)	(weekly)	(6)	(7)	(7)/(6)	(weekly)	(10)	(11)	(11)/(10)	(weekly)
Aug Wk1	12.20	15.85	29.92	-1.43	22.90	33.96	48.30	-1.19	24.90	37.55	50.80	-1.03
Wk 2	12.15	15.53	27.82	-2.02	23.02	33.67	46.26	-0.85	25.00	37.12	48.48	-1.15
Wk 3	12.17	15.01	23.34	-3.35	23.16	33.21	43.39	-1.37	25.10	36.75	46.41	-1.00
Wk 4	12.20	14.67	20.25	-2.27	23.28	32.74	40.64	-1.42	25.34	36.29	43.21	-1.25
Wk 5	12.30	14.22	15.61	-3.07	23.49	31.92	35.89	-2.50	25.64	35.78	39.55	-1.41
Sep Wk1	12.22	13.86	13.42	-2.53	23.49	31.41	33.72	-1.60	25.67	35.18	37.05	-1.68
Wk 2	11.97	13.67	14.20	-1.37	23.57	30.70	30.25	-2.26	25.72	34.71	34.95	-1.34
Wk 3	11.69	13.49	15.40	-1.32	23.62	30.40	28.70	-0.98	25.86	34.38	32.95	-0.95

Month/Week	Regular Milled Rice (RMR)							
	Wholesale Prices				Retail Prices			
	2007	2008	% Change		2007	2008	% Change	
(1)	(2)	(3)	(3)/(2)	(weekly)	(6)	(7)	(7)/(6)	(weekly)
Aug Wk1	21.02	30.81	46.57	-1.91	22.54	33.86	50.22	-1.48
Wk 2	21.06	30.30	43.87	-1.66	22.56	33.36	47.87	-1.48
Wk 3	21.12	29.77	40.96	-1.75	22.75	32.99	45.01	-1.11
Wk 4	21.23	29.21	37.59	-1.88	22.96	32.53	41.68	-1.39
Wk 5	21.35	28.47	33.35	-2.53	23.20	31.64	36.38	-2.74
Sep Wk1	21.47	27.66	28.83	-2.85	23.25	30.82	32.56	-2.59
Wk 2	21.45	26.77	24.80	-3.22	23.33	30.08	28.93	-2.40
Wk 3	21.44	26.47	23.46	-1.12	23.37	29.74	27.26	-1.13

Month/Week	Corngrain, Yellow											
	Farmgate Prices				Wholesale Prices				Retail Prices			
	2007	2008	% Change		2007	2008	% Change		2007	2008	% Change	
(1)	(2)	(3)	(3)/(2)	(weekly)	(6)	(7)	(7)/(6)	(weekly)	(10)	(11)	(11)/(10)	(weekly)
Aug Wk1	10.12	10.37	2.47	-1.05	11.41	13.12	14.99	-0.08	15.78	18.43	16.79	0.33
Wk 2	10.03	10.49	4.59	1.16	11.43	13.07	14.35	-0.38	15.00	18.63	24.20	1.09
Wk 3	10.01	10.54	5.29	0.48	11.55	13.18	14.11	0.84	14.94	17.97	20.28	-3.54
Wk 4	10.00	10.48	4.80	-0.57	11.49	13.12	14.19	-0.46	15.33	17.89	16.70	-0.45
Wk 5	9.91	10.53	6.26	0.48	11.45	12.25	6.99	-6.63	15.41	18.18	17.98	1.62
Sep Wk1	9.68	10.44	7.85	-0.85	11.05	12.21	10.50	-0.33	15.26	18.11	18.68	-0.39
Wk 2	9.50	10.43	9.79	-0.10	11.15	12.37	10.94	1.31	15.80	18.10	14.56	-0.06
Wk 3	9.73	10.43	7.19	0.00	11.12	12.42	11.69	0.40	16.07	18.12	12.76	0.11

Month/Week	Corngrain, White											
	Farmgate Prices				Wholesale Prices				Retail Prices			
	2007	2008	% Change		2007	2008	% Change		2007	2008	% Change	
(1)	(2)	(3)	(3)/(2)	(weekly)	(6)	(7)	(7)/(6)	(weekly)	(10)	(11)	(11)/(10)	(weekly)
Aug Wk1	10.06	12.05	19.78	1.95	11.74	12.53	6.73	1.21	15.71	17.07	8.66	0.29
Wk 2	10.00	11.82	18.20	-1.91	11.52	12.26	6.42	-2.15	15.29	17.07	11.64	0.00
Wk 3	9.62	11.82	22.87	0.00	11.57	12.86	11.15	4.89	15.14	17.21	13.67	0.82
Wk 4	9.52	11.95	25.53	1.10	11.40	12.88	12.98	0.16	15.05	17.09	13.55	-0.70
Wk 5	9.54	11.82	23.90	-1.09	11.42	12.86	12.61	-0.16	15.42	17.21	11.61	0.70
Sep Wk1	9.46	12.11	28.01	2.45	11.43	13.40	17.24	4.20	15.19	17.05	12.24	-0.93
Wk 2	9.24	11.74	27.06	-3.06	11.51	13.29	15.46	-0.82	15.13	17.64	16.59	3.46
Wk 3	9.20	11.81	28.37	0.60	11.43	14.07	23.10	5.87	15.10	17.64	16.82	0.00