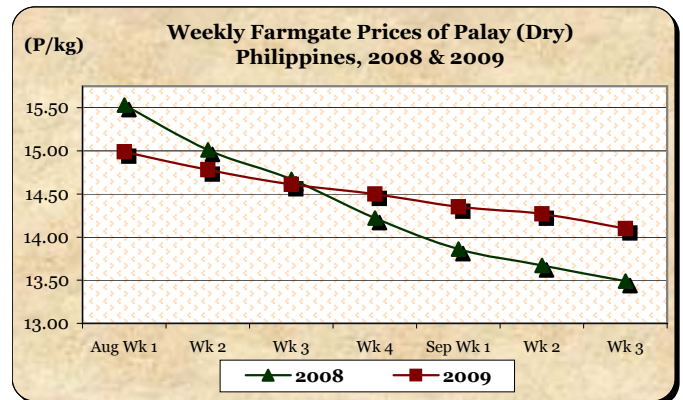


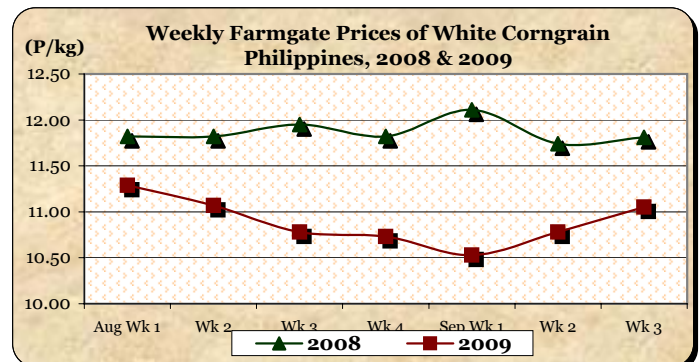
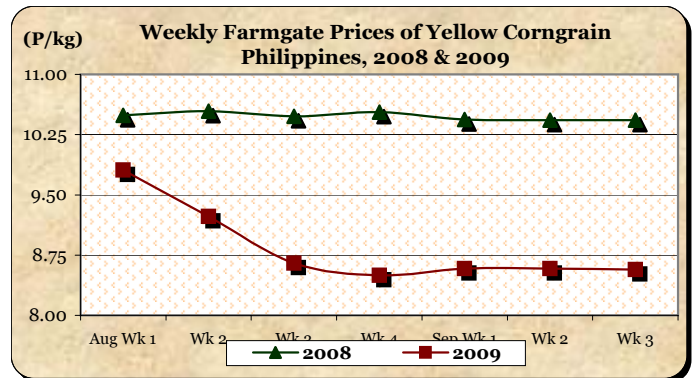
### A. Farmgate Price of Palay

- \* The downward trend in prices was sustained at a rate faster than last week's movement.
- The average price of P14.10/kg was **down** by 1.19% from last week's level but was **up** by 4.52% relative to that of last year.



### B. Farmgate Prices of Corngrain, Yellow and White

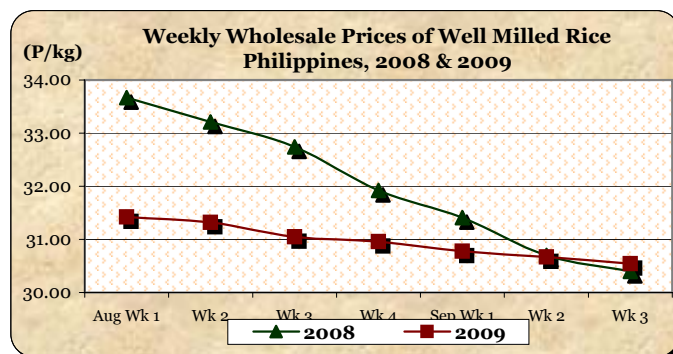
- \* Price of yellow corngrain decreased but that of white corngrain continued to increase.
- Yellow corngrain's average price of P8.57/kg slightly **dropped** by 0.12% from last week's P8.58/kg. Compared to 2008 report, this was 17.83% **lower**.
- White corngrain's average price of P11.05/kg was 2.50% **above** last week's price but was 6.44% **below** last year's quotation.



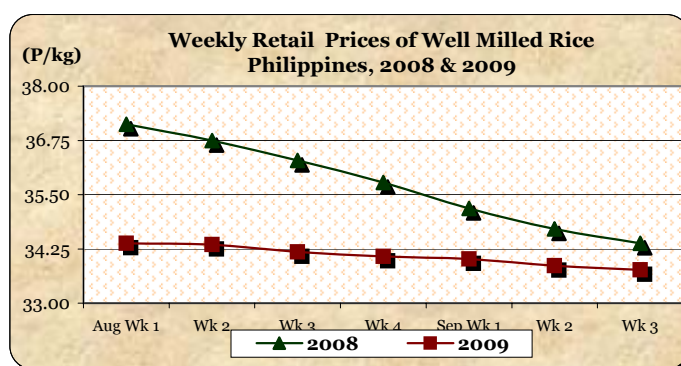
**C. Wholesale and Retail Prices of Well Milled Rice (WMR)**

\* Prices at both wholesale and retail levels declined continuously.

■ At wholesale, the average price of P30.54/kg fell by 0.42% from last week's price but rose by 0.46% relative to 2008 level.



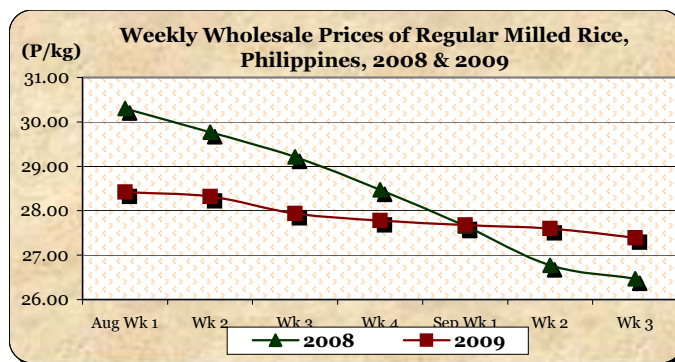
■ At retail, the average price of P33.77/kg slid by 0.27% and 1.77% from last week's and last year's prices, respectively.



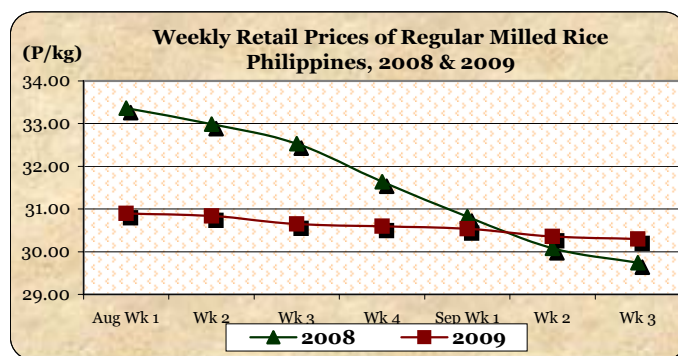
**D. Wholesale and Retail Prices of Regular Milled Rice (RMR)**

\* Both wholesale and retail prices sustained reductions.

■ The average wholesale price of P27.39/kg indicated a 0.76% decrement from last week's P27.60/kg but registered a 3.48% increment relative to last year's P26.47/kg.



■ The average retail price of P30.30/kg reflected a 0.20% cut from last week's level but posted a 1.88% mark-up from last year's price.



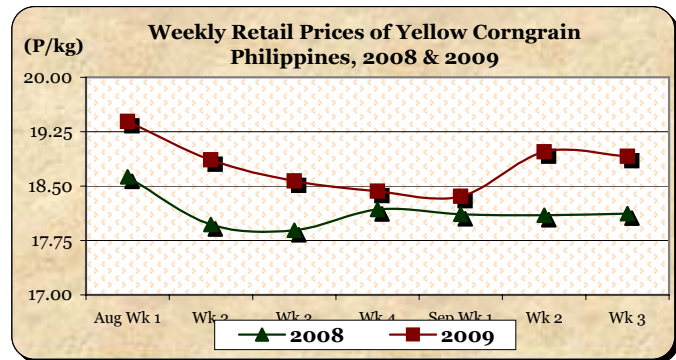
**E. Wholesale and Retail Prices of Corngrain, Yellow**

\* Price at wholesale went upward but price at retail moved downward.

■ The average wholesale price of P12.35/kg was 0.73% **higher** than last week's level but was 0.56% **lower** than last year's quotation.



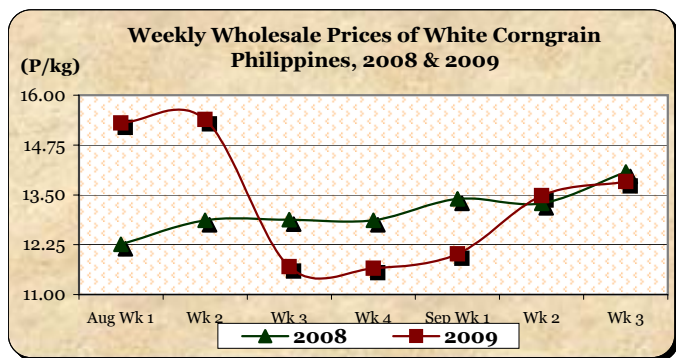
■ The average retail price of P18.91/kg **dropped** by 0.32% from last week's P18.97/kg but **gained** by 4.36% compared to last year's P18.12/kg.



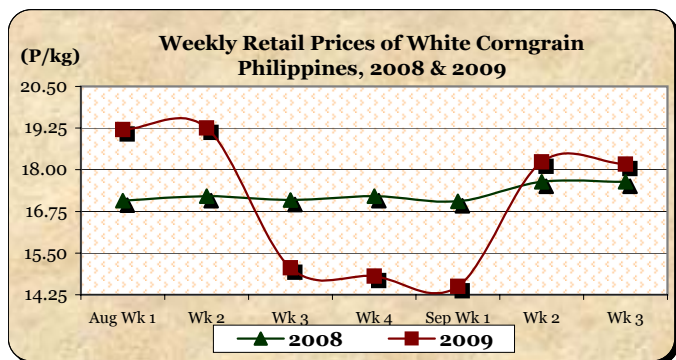
**F. Wholesale and Retail Prices of Corngrain, White**

\* Wholesale price increased but retail price decreased.

■ At wholesale, the average price of P13.83/kg was **up** by 2.60% from last week's price but was **down** by 1.71% from that of last year.



■ At retail, the average price of P18.17/kg was 0.33% **below** last week's level but was 3.00% **above** last year's price.



**Annex 1**
**Comparative Weekly Farmgate, Wholesale and Retail Prices of Palay, Rice and Corn, Philippines**

Month/Week	Palay (Dry)				Well Milled Rice (WMR)							
	Farmgate Prices				Wholesale Prices				Retail Prices			
	2008	2009	% Change		2008	2009	% Change		2008	2009	% Change	
(1)	(2)	(3)	(3)/(2)	(weekly)	(6)	(7)	(7)/(6)	(weekly)	(10)	(11)	(11)/(10)	(weekly)
Aug Wk 1	15.53	14.99	-3.48	-0.79	33.67	31.42	-6.68	-0.29	37.12	34.38	-7.38	-0.09
Wk 2	15.01	14.78	-1.53	-1.40	33.21	31.32	-5.69	-0.32	36.75	34.35	-6.53	-0.09
Wk 3	14.67	14.61	-0.41	-1.15	32.74	31.05	-5.16	-0.86	36.29	34.18	-5.81	-0.49
Wk 4	14.22	14.50	1.97	-0.75	31.92	30.96	-3.01	-0.29	35.78	34.08	-4.75	-0.29
Sep Wk 1	13.86	14.35	3.54	-1.03	31.41	30.78	-2.01	-0.58	35.18	34.02	-3.30	-0.18
Wk 2R	13.67	14.27	4.39	-0.56	30.70	30.67	-0.10	-0.36	34.71	33.86	-2.45	-0.47
Wk 3P	13.49	14.10	4.52	-1.19	30.40	30.54	0.46	-0.42	34.38	33.77	-1.77	-0.27

Month/Week	Regular Milled Rice (RMR)							
	Wholesale Prices				Retail Prices			
	2008	2009	% Change		2008	2009	% Change	
(1)	(2)	(3)	(3)/(2)	(weekly)	(6)	(7)	(7)/(6)	(weekly)
Aug Wk 1	30.30	28.42	-6.20	-0.39	33.36	30.90	-7.37	-0.45
Wk 2	29.77	28.32	-4.87	-0.35	32.99	30.84	-6.52	-0.19
Wk 3	29.21	27.94	-4.35	-1.34	32.53	30.65	-5.78	-0.62
Wk 4	28.47	27.78	-2.42	-0.57	31.64	30.60	-3.29	-0.16
Sep Wk 1	27.66	27.68	0.07	-0.36	30.82	30.54	-0.91	-0.20
Wk 2R	26.77	27.60	3.10	-0.29	30.08	30.36	0.93	-0.59
Wk 3P	26.47	27.39	3.48	-0.76	29.74	30.30	1.88	-0.20

Month/Week	Corngrain, Yellow											
	Farmgate Prices				Wholesale Prices				Retail Prices			
	2008	2009	% Change		2008	2009	% Change		2008	2009	% Change	
(1)	(2)	(3)	(3)/(2)	(weekly)	(6)	(7)	(7)/(6)	(weekly)	(10)	(11)	(11)/(10)	(weekly)
Aug Wk 1	10.49	9.81	-6.48	-0.30	13.07	13.31	1.84	-0.08	18.63	19.39	4.08	-0.46
Wk 2	10.54	9.23	-12.43	-5.91	13.18	13.03	-1.14	-2.10	17.97	18.86	4.95	-2.73
Wk 3	10.48	8.65	-17.46	-6.28	13.12	12.46	-5.03	-4.37	17.89	18.57	3.80	-1.54
Wk 4	10.53	8.50	-19.28	-1.73	12.25	12.19	-0.49	-2.17	18.18	18.43	1.38	-0.75
Sep Wk 1	10.44	8.58	-17.82	0.94	12.21	11.99	-1.80	-1.64	18.11	18.36	1.38	-0.38
Wk 2R	10.43	8.58	-17.74	0.00	12.37	12.26	-0.89	2.25	18.10	18.97	4.81	3.32
Wk 3P	10.43	8.57	-17.83	-0.12	12.42	12.35	-0.56	0.73	18.12	18.91	4.36	-0.32

Month/Week	Corngrain, White											
	Farmgate Prices				Wholesale Prices				Retail Prices			
	2008	2009	% Change		2008	2009	% Change		2008	2009	% Change	
(1)	(2)	(3)	(3)/(2)	(weekly)	(6)	(7)	(7)/(6)	(weekly)	(10)	(11)	(11)/(10)	(weekly)
Aug Wk 1	11.82	11.29	-4.48	-3.17	12.26	15.30	24.80	-2.67	17.07	19.20	12.48	-1.54
Wk 2	11.82	11.07	-6.35	-1.95	12.86	15.39	19.67	0.59	17.21	19.25	11.85	0.26
Wk 3	11.95	10.78	-9.79	-2.62	12.88	11.70	-9.16	-23.98	17.09	15.06	-11.88	-21.77
Wk 4	11.82	10.73	-9.22	-0.46	12.86	11.66	-9.33	-0.34	17.21	14.81	-13.95	-1.66
Sep Wk 1	12.11	10.53	-13.05	-1.86	13.40	12.02	-10.30	3.09	17.05	14.50	-14.96	-2.09
Wk 2R	11.74	10.78	-8.18	2.37	13.29	13.48	1.43	12.15	17.64	18.23	3.34	25.72
Wk 3P	11.81	11.05	-6.44	2.50	14.07	13.83	-1.71	2.60	17.64	18.17	3.00	-0.33

Note: R-revised; P-preliminary

