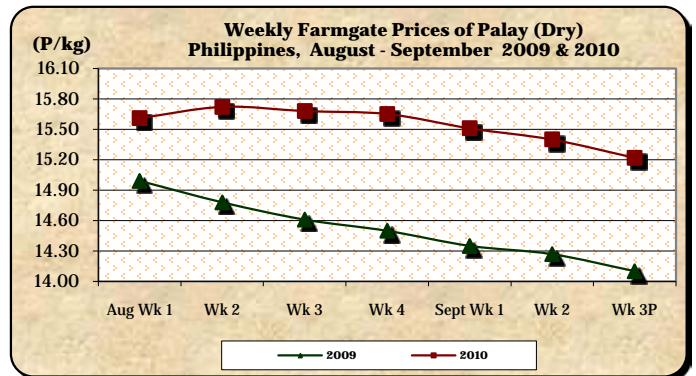


### A. Farmgate Price of Palay

✦ Farmgate price continued to decline at a rate faster than last week's movement.

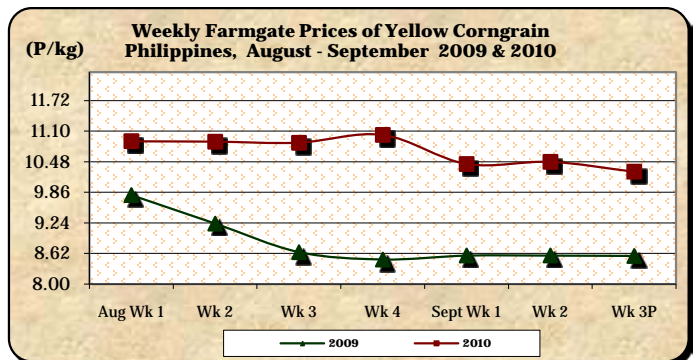
- The average price of P15.22/kg was 1.17% **lower** than last week's quotation but was 7.94% **higher** than last year's level.



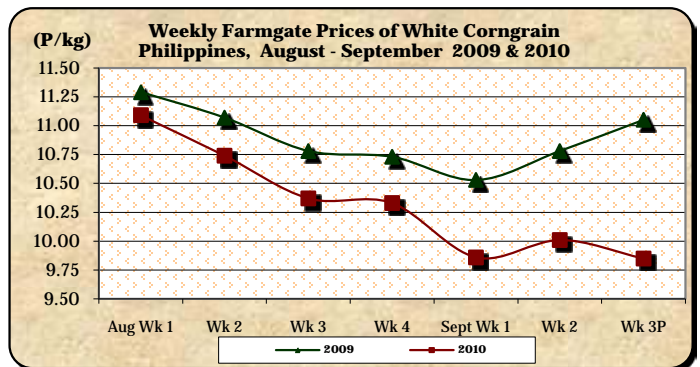
### B. Farmgate Prices of Corngrain, Yellow and White

✦ Prices of both yellow and white corngrains slid after last week's increases.

- Yellow corngrain price at P10.28/kg was 1.91% **below** last week's P10.48/kg but was 19.95% **above** last year's P8.57/kg.



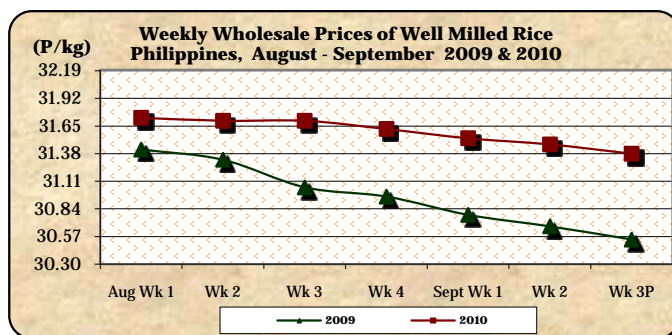
- White corngrain price at P9.85/kg **dropped** by 1.60% and 10.86% relative to prices of last week and last year, respectively.



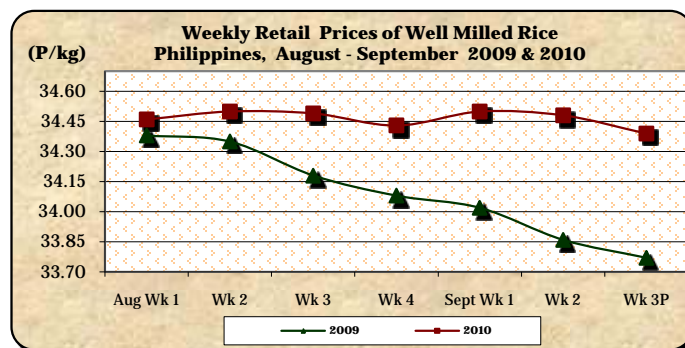
### C. Wholesale and Retail Prices of Well Milled Rice (WMR)

\* Prices at both wholesale and retail levels decreased further.

- At wholesale, the average price of P31.38/kg was **down** by 0.29% from last week's price but was **up** by 2.75% from last year's level.



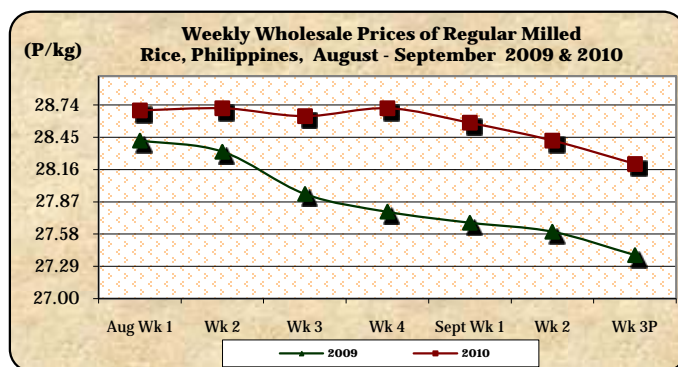
- At retail, the average price of P34.39/kg **fell** by 0.26% from last week's P34.48/kg but **rose** by 1.84% relative to last year's P33.77/kg.



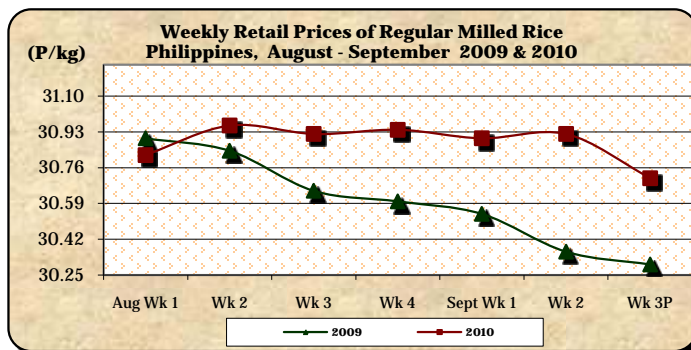
### D. Wholesale and Retail Prices of Regular Milled Rice (RMR)

\* Both wholesale and retail prices went down this week.

- The average wholesale price of P28.21/kg registered a 0.74% **decrement** from last week's price but indicated a 2.99% **increment** from last year's level.



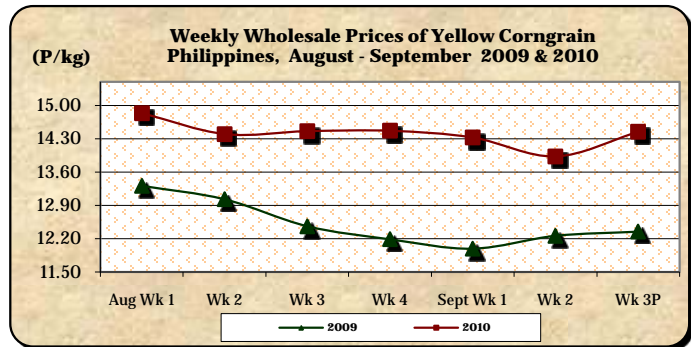
- The average retail price of P30.71/kg posted a 0.68% **cut** from last week's quotation but recorded a 1.35% **mark-up** from last year's level.



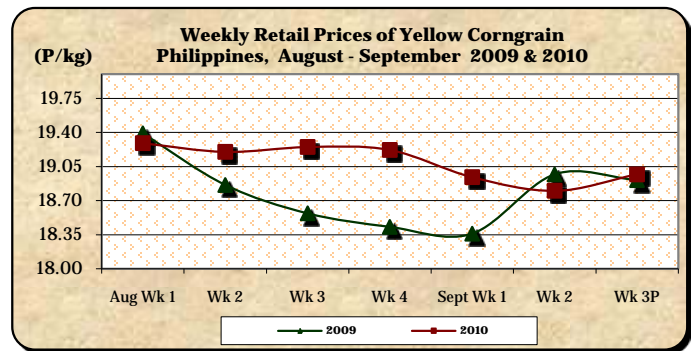
**E. Wholesale and Retail Prices of Corngrain, Yellow**

\* Both wholesale and retail prices recovered from last week's decreases.

At wholesale, the average price of P14.45/kg was **higher** by 3.73% from last week's price and by 17.00% compared to last year's record.



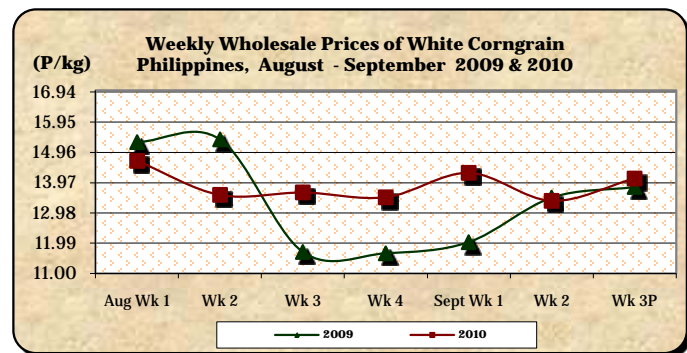
At retail, the average price of P18.97/kg was **up** by 0.90% and 0.32% relative to prices of last week and last year, respectively.



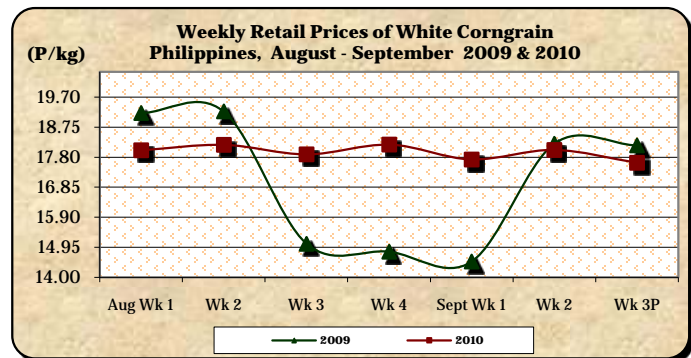
**F. Wholesale and Retail Prices of Corngrain, White**

\* Prices increased at wholesale but were down at retail.

The average wholesale price of P14.11/kg posted **gains** of 5.46% from last week's price and 2.02% from that of last year.



The average retail price of P17.62/kg indicated **reductions** of 2.27% and 3.03% from prices of last week and last year, respectively.



## Annex 1

## Comparative Weekly Farmgate, Wholesale and Retail Prices of Palay, Rice and Corn, Philippines

Month/Week	Palay (Dry)				Well Milled Rice (WMR)							
	Farmgate Prices				Wholesale Prices				Retail Prices			
	2009	2010	% Change		2009	2010	% Change		2009	2010	% Change	
(1)	(2)	(3)	(3)/(2)	(weekly)	(6)	(7)	(7)/(6)	(weekly)	(10)	(11)	(11)/(10)	(weekly)
Aug Wk 1	14.99	15.61	4.14	0.00	31.42	31.73	0.99	-0.16	34.38	34.46	0.23	0.03
Wk 2	14.78	15.72	6.36	0.70	31.32	31.70	1.21	-0.09	34.35	34.50	0.44	0.12
Wk 3	14.61	15.68	7.32	-0.25	31.05	31.70	2.09	0.00	34.18	34.49	0.91	-0.03
Wk 4	14.50	15.65	7.93	-0.19	30.96	31.62	2.13	-0.25	34.08	34.43	1.03	-0.17
Sept Wk 1	14.35	15.51	8.08	-0.89	30.78	31.53	2.44	-0.28	34.02	34.50	1.41	0.20
Wk 2	14.27	15.40	7.92	-0.71	30.67	31.47	2.61	-0.19	33.86	34.48	1.83	-0.06
Wk 3P	14.10	15.22	7.94	-1.17	30.54	31.38	2.75	-0.29	33.77	34.39	1.84	-0.26

Month/Week	Regular Milled Rice (RMR)							
	Wholesale Prices				Retail Prices			
	2009	2010	% Change		2009	2010	% Change	
(1)	(2)	(3)	(3)/(2)	(weekly)	(6)	(7)	(7)/(6)	(weekly)
Aug Wk 1	28.42	28.69	0.95	-0.21	30.90	30.82	-0.26	0.03
Wk 2	28.32	28.71	1.38	0.07	30.84	30.96	0.39	0.45
Wk 3	27.94	28.64	2.51	-0.24	30.65	30.92	0.88	-0.13
Wk 4	27.78	28.71	3.35	0.24	30.60	30.94	1.11	0.06
Sept Wk 1	27.68	28.58	3.25	-0.45	30.54	30.90	1.18	-0.13
Wk 2	27.60	28.42	2.97	-0.56	30.36	30.92	1.84	0.06
Wk 3P	27.39	28.21	2.99	-0.74	30.30	30.71	1.35	-0.68

Month/Week	Corngrain, Yellow											
	Farmgate Prices				Wholesale Prices				Retail Prices			
	2009	2010	% Change		2009	2010	% Change		2009	2010	% Change	
(1)	(2)	(3)	(3)/(2)	(weekly)	(6)	(7)	(7)/(6)	(weekly)	(10)	(11)	(11)/(10)	(weekly)
Aug Wk 1	9.81	10.90	11.11	-1.09	13.31	14.84	11.50	0.47	19.39	19.29	-0.52	0.26
Wk 2	9.23	10.89	17.98	-0.09	13.03	14.40	10.51	-2.96	18.86	19.20	1.80	-0.47
Wk 3	8.65	10.87	25.66	-0.18	12.46	14.46	16.05	0.42	18.57	19.25	3.66	0.26
Wk 4	8.50	11.03	29.76	1.47	12.19	14.47	18.70	0.07	18.43	19.22	4.29	-0.16
Sept Wk 1	8.58	10.44	21.68	-5.35	11.99	14.33	19.52	-0.97	18.36	18.94	3.16	-1.46
Wk 2	8.58	10.48	22.14	0.38	12.26	13.93	13.62	-2.79	18.97	18.80	-0.90	-0.74
Wk 3P	8.57	10.28	19.95	-1.91	12.35	14.45	17.00	3.73	18.91	18.97	0.32	0.90

Month/Week	Corngrain, White											
	Farmgate Prices				Wholesale Prices				Retail Prices			
	2009	2010	% Change		2009	2010	% Change		2009	2010	% Change	
(1)	(2)	(3)	(3)/(2)	(weekly)	(6)	(7)	(7)/(6)	(weekly)	(10)	(11)	(11)/(10)	(weekly)
Aug Wk 1	11.29	11.09	-1.77	-3.14	15.30	14.69	-3.99	0.07	19.20	18.02	-6.15	0.22
Wk 2	11.07	10.74	-2.98	-3.16	15.39	13.57	-11.83	-7.62	19.25	18.19	-5.51	0.94
Wk 3	10.78	10.37	-3.80	-3.45	11.70	13.65	16.67	0.59	15.06	17.89	18.79	-1.65
Wk 4	10.73	10.33	-3.73	-0.39	11.66	13.49	15.69	-1.17	14.81	18.20	22.89	1.73
Sept Wk 1	10.53	9.86	-6.36	-4.55	12.02	14.29	18.89	5.93	14.50	17.73	22.28	-2.58
Wk 2	10.78	10.01	-7.14	1.52	13.48	13.38	-0.74	-6.37	18.23	18.03	-1.10	1.69
Wk 3P	11.05	9.85	-10.86	-1.60	13.83	14.11	2.02	5.46	18.17	17.62	-3.03	-2.27

Note: R-revised; P-preliminary

