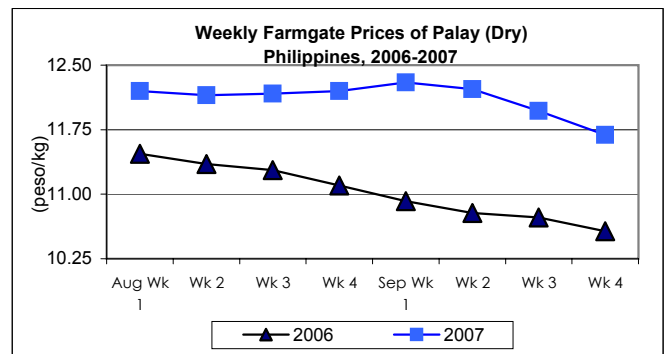




Updates on Palay, Rice & Corn Prices, September 19 - 25, 2007

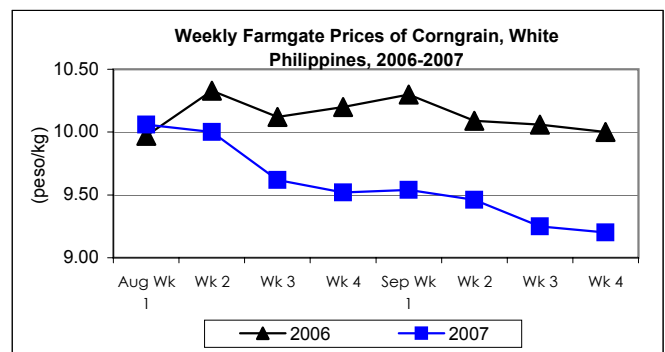
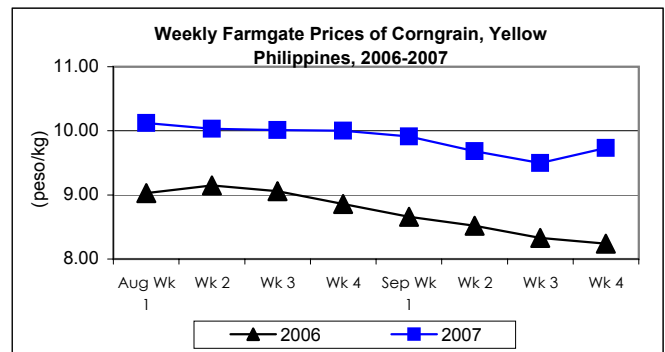
A. Farmgate Price of Palay

- * Palay price sustained the previous week's downtrend.
 - Price of palay averaged P11.69/kg, which was 2.34% **lower** than last week's price but was still 10.60% **higher** relative to 2006 record.



B. Farmgate Prices of Corngrain, Yellow and White

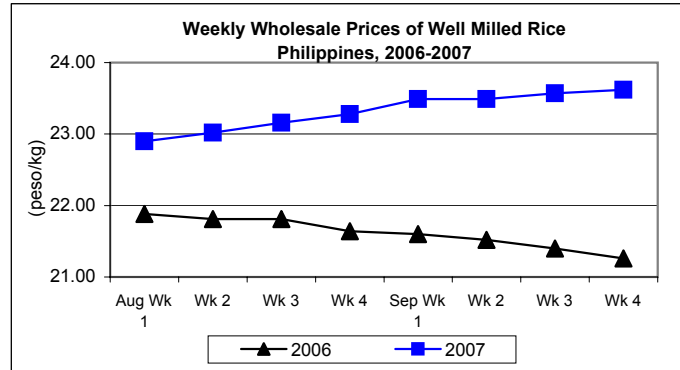
- * Yellow corngrain price recovered after weeks of moving down while white corngrain price was on the downtrend.
 - Price of yellow corngrain, which averaged at P9.73/kg showed respective **increases** of 2.42% from last week's price and by 18.08% from last year's record.
- Price of white corngrain closed at P9.20/kg. **Decreases** were computed at 0.54% from the previous week's price and at 8% when compared to last year's price.



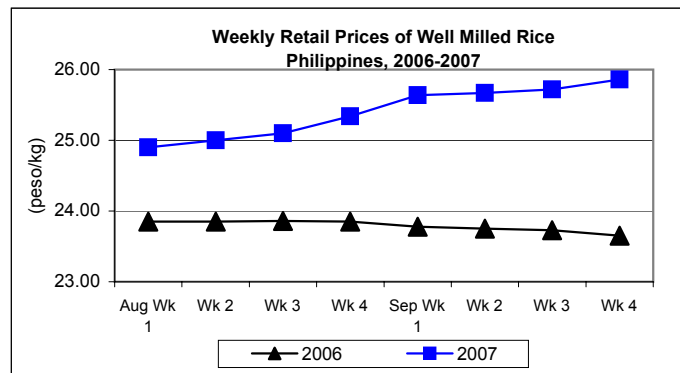
C. Wholesale and Retail Prices of Well Milled Rice (WMR)

☀ Wholesale and retail prices were above last week's and last year's levels.

- Wholesale price moved **up** by 0.21% or from P23.57/kg last week to this week's P23.62/kg. Price remained **above** last year's level by 11.10%.



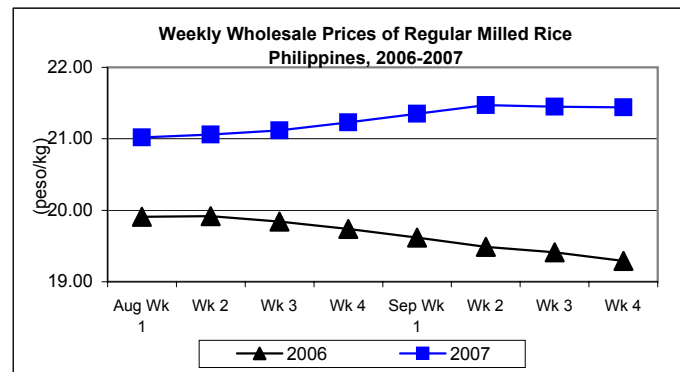
- Retail price at P25.86/kg was **higher** by 0.54% and 9.34% from last week's and last year's prices, respectively.



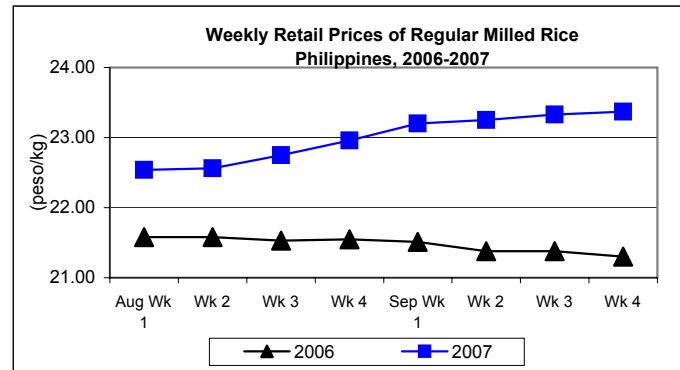
D. Wholesale and Retail Prices of Regular Milled Rice (RMR)

☀ Wholesale price was on its 2nd week of downtrend while retail price continued to increase.

- Wholesale price at P21.44/kg was slightly **lower** by 0.05% from last week's price but higher by 11.15% relative to last year's price.



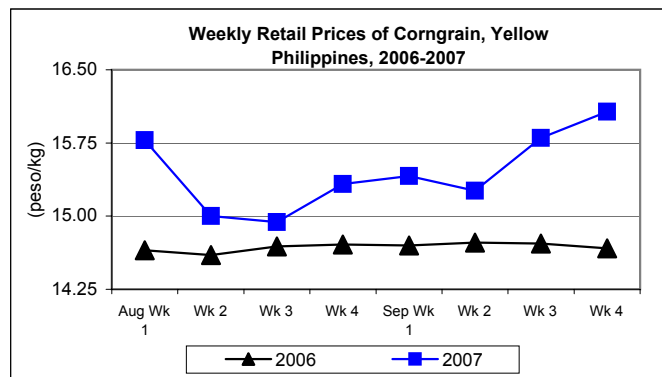
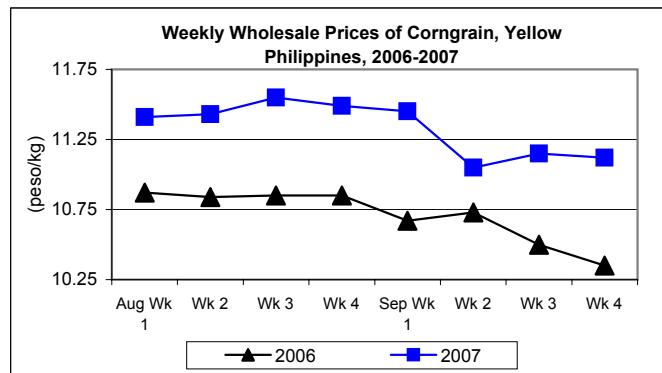
- Retail price at P23.37/kg was **above** last week's price by 0.17% and by 9.72% from last year's level.



E. Wholesale and Retail Prices of Corngrain, Yellow

✦ Wholesale price slightly decreased this week while retail price showed the opposite.

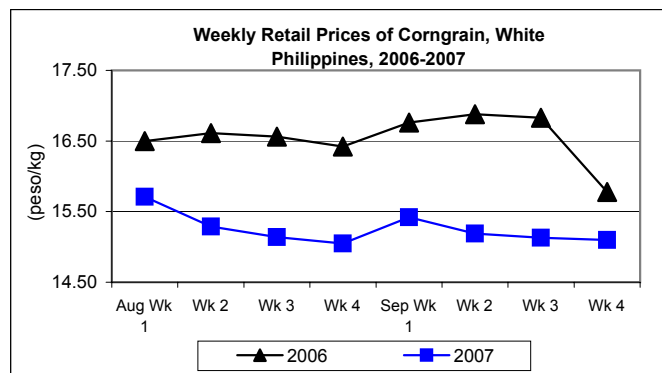
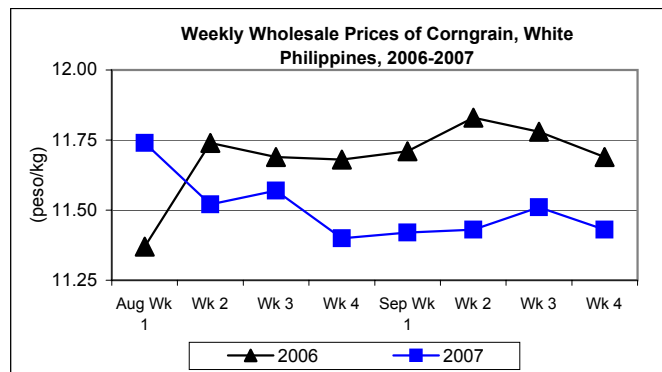
- Wholesale price at P11.12/kg **dropped** by 0.27% from the preceding week's price but was **higher** by 7.44% from the 2006 level.
- Retail price was **up** this week as it closed at P16.07/kg. This was 1.71% and 9.54% **higher** than the previous week's and last year's levels, respectively.



F. Wholesale and Retail Prices of Corngrain, White

✦ Both levels indicated decreases from the quotations last week and last year.

- Wholesale price **decreased** after three weeks of increases. Price closed at P11.43/kg **lower** by 0.70% from last week's price and 2.22% from a year ago price.
- Retail price at P15.10/kg was **lower** than last week's and last year's levels by 0.20% and 4.31%, respectively.



Annex 1

Comparative Weekly Farmgate, Wholesale and Retail Prices of Palay, Rice and Corn, Philippines

Month/Week	Palay (Dry)				Well Milled Rice (WMR)							
	Farmgate Prices				Wholesale Prices				Retail Prices			
	2006	2007	% Change		2006	2007	% Change		2006	2007	% Change	
(1)	(2)	(3)	(3)/(2)	(weekly)	(6)	(7)	(7)/(6)	(weekly)	(10)	(11)	(11)/(10)	(weekly)
Aug Wk 1	11.47	12.20	4.41	0.42	21.88	22.90	3.16	0.13	23.85	24.90	3.20	0.37
Wk 2	11.35	12.15	7.05	-0.41	21.81	23.02	5.55	0.52	23.85	25.00	4.82	0.40
Wk 3	11.28	12.17	7.89	0.16	21.81	23.16	6.19	0.61	23.86	25.10	5.20	0.40
Wk 4	11.10	12.20	9.91	0.25	21.64	23.28	7.58	0.52	23.85	25.34	6.25	0.96
Sep Wk 1	10.92	12.30	12.64	0.82	21.60	23.49	8.75	0.90	23.78	25.64	7.82	1.18
Wk 2	10.78	12.22	13.36	-0.65	21.52	23.49	9.15	0.00	23.75	25.67	8.08	0.12
Wk 3	10.73	11.97	11.56	-2.05	21.40	23.57	10.14	0.34	23.73	25.72	8.39	0.19
Wk 4	10.57	11.69	10.60	-2.34	21.26	23.62	11.10	0.21	23.65	25.86	9.34	0.54

Month/Week	Regular Milled Rice (RMR)							
	Wholesale Prices				Retail Prices			
	2006	2007	% Change		2006	2007	% Change	
(1)	(2)	(3)	(3)/(2)	(weekly)	(6)	(7)	(7)/(6)	(weekly)
Aug Wk 1	19.91	21.02	3.55	0.63	21.58	22.54	3.86	0.90
Wk 2	19.92	21.06	5.72	0.19	21.58	22.56	4.54	0.09
Wk 3	19.84	21.12	6.45	0.28	21.53	22.75	5.67	0.84
Wk 4	19.74	21.23	7.55	0.52	21.55	22.96	6.54	0.92
Sep Wk 1	19.62	21.35	8.82	0.57	21.51	23.20	7.86	1.05
Wk 2	19.49	21.47	10.16	0.56	21.38	23.25	8.75	0.22
Wk 3	19.41	21.45	10.51	-0.09	21.38	23.33	9.12	0.34
Wk 4	19.29	21.44	11.15	-0.05	21.30	23.37	9.72	0.17

Month/Week	Corngrain, Yellow											
	Farmgate Prices				Wholesale Prices				Retail Prices			
	2006	2007	% Change		2006	2007	% Change		2006	2007	% Change	
(1)	(2)	(3)	(3)/(2)	(weekly)	(6)	(7)	(7)/(6)	(weekly)	(10)	(11)	(11)/(10)	(weekly)
Aug Wk 1	9.03	10.12	7.97	0.19	10.87	11.41	2.39	-0.52	14.65	15.78	7.49	2.18
Wk 2	9.15	10.03	9.62	-0.89	10.84	11.43	5.44	0.18	14.60	15.00	2.74	-4.94
Wk 3	9.06	10.01	10.49	-0.20	10.85	11.55	6.45	1.05	14.69	14.94	1.70	-0.40
Wk 4	8.86	10.00	12.87	-0.10	10.85	11.49	5.90	-0.52	14.71	15.33	4.21	2.61
Sep Wk 1	8.66	9.91	14.43	-0.90	10.67	11.45	7.31	-0.35	14.70	15.41	4.83	0.52
Wk 2	8.52	9.68	13.62	-2.32	10.73	11.05	2.98	-3.49	14.73	15.26	3.60	-0.97
Wk 3	8.33	9.50	14.05	-1.86	10.50	11.15	6.19	0.90	14.72	15.80	7.34	3.54
Wk 4	8.24	9.73	18.08	2.42	10.35	11.12	7.44	-0.27	14.67	16.07	9.54	1.71

Month/Week	Corngrain, White											
	Farmgate Prices				Wholesale Prices				Retail Prices			
	2006	2007	% Change		2006	2007	% Change		2006	2007	% Change	
(1)	(2)	(3)	(3)/(2)	(weekly)	(6)	(7)	(7)/(6)	(weekly)	(10)	(11)	(11)/(10)	(weekly)
Aug Wk 1	9.97	10.06	2.17	-1.82	11.37	11.74	3.02	-0.60	16.50	15.71	0.00	0.38
Wk 2	10.33	10.00	-3.19	-0.60	11.74	11.52	-1.87	-1.87	16.61	15.29	-7.95	-2.67
Wk 3	10.12	9.62	-4.94	-3.80	11.69	11.57	-1.03	0.43	16.56	15.14	-8.57	-0.98
Wk 4	10.20	9.52	-6.67	-1.04	11.68	11.40	-2.40	-1.47	16.42	15.05	-8.34	-0.59
Sep Wk 1	10.30	9.54	-7.38	0.21	11.71	11.42	-2.48	0.18	16.76	15.42	-8.00	2.46
Wk 2	10.09	9.46	-6.24	-0.84	11.83	11.43	-3.38	0.09	16.88	15.19	-10.01	-1.49
Wk 3	10.06	9.25	-8.05	-2.22	11.78	11.51	-2.29	0.70	16.83	15.13	-10.10	-0.39
Wk 4	10.00	9.20	-8.00	-0.54	11.69	11.43	-2.22	-0.70	15.78	15.10	-4.31	-0.20