



ISSN-1908-0425

REPUBLIC OF THE PHILIPPINES

PHILIPPINE STATISTICS AUTHORITY

2017 Annual Survey of Philippine Business and Industry

Volume VII

Wholesale and Retail Trade; Repair of Motor Vehicles and Motorcycles



Volume VII

ISSN 1908-0425

2017 ANNUAL SURVEY OF PHILIPPINE BUSINESS AND INDUSTRY

**WHOLESALE AND RETAIL TRADE;
REPAIR OF MOTOR VEHICLES
AND MOTORCYCLES**



REPUBLIC OF THE PHILIPPINES

PHILIPPINE STATISTICS AUTHORITY



REPUBLIC OF THE PHILIPPINES

PRESIDENT RODRIGO ROA DUTERTE



REPUBLIC OF THE PHILIPPINES
PHILIPPINE STATISTICS AUTHORITY

DENNIS S. MAPA, Ph. D.

Undersecretary

National Statistician and Civil Registrar General

Copyright © 2020 by Philippine Statistics Authority
PSA CVEA Building, East Avenue, Diliman
Quezon City, Philippines

FOREWORD

This volume contains the final results of the **2017 Annual Survey of Philippine Business and Industry (ASPBI)** for Wholesale and Retail Trade; Repair of Motor Vehicles and Motorcycles sector. The 2017 ASPBI was conducted by the Philippine Statistics Authority (PSA) in 2018 with 2017 as reference period for all data items, except for employment which was based on the existing number as of 15 November 2017.

Statistics presented are the number of establishments, employment, compensation, income, expense, tangible fixed assets, intangible assets, inventories, value added, and e-commerce transactions which are at the national and regional levels, and disaggregated by employment size and industry.

Information contained in this report is useful to both the government and private sectors in the formulation and implementation of economic plans and programs.

The PSA acknowledges, with sincere appreciation, the cooperation of the responding establishments.



DENNIS S. MAPA, Ph.D.

Undersecretary

National Statistician and Civil Registrar General

Quezon City, Philippines
March 2020

Table of Contents

	Page
FOREWORD	iii
TABLE OF CONTENTS	v
EXPLANATORY TEXT	xvii
Introduction.	xvii
Uses of Survey Data.	xvii
ASPBI Slogan and Logo.	xviii
Legal Authority	xviii
Reference Period	xx
Scope and Coverage.	xx
Unit of Enumeration	xxi
Classification of Establishment.	xxii
Frame of Establishments	xxvi
Sampling Design	xxvii
Sampling Units	xxvii
Sampling Domains.	xxviii
Geographic Domain	xxviii
Industry Domain	xxx
Employment Stratum	xxxi
Sample Size	xxxii
Sample Allocation for Non-Certainty Samples	xxxiv
Sample Selection	xxxvi
Estimation Procedure	xxxvi
Questionnaire Design.	xl
Survey Questionnaires	xl
Data Items	xli
Survey Operations	xlii
Preparatory Activities	xlii
Training.	xlii
Field Operations.	xliii
Data Processing.	xliv
Tabulation.	xlvi

Table of Contents –Continued

	Page
Dissemination.	xlvi
Response Rate	xlvi
Concepts and Definitions	l
Kinds of Establishments	liv
Symbols and Abbreviations Used in Statistical Tables	lvii
DESCRIPTION OF INDUSTRIES FOR WHOLESALE AND RETAIL TRADE; REPAIR OF MOTOR VEHICLES AND MOTORCYCLES.	lviii
BRIEF ANALYSIS.	lxii
FIGURE 1 Percentage Distribution of All Wholesale and Retail Trade; Repair of Motor Vehicles and Motorcycles Establishments by Industry Group: Philippines, 2017	lxii
FIGURE 2 Distribution of Employment for the Top Five industries for All Wholesale and Retail Trade; Repair of Motor Vehicles and Motorcycles Establishments by Industry Group: Philippines, 2017	lxiii
FIGURE 3 Average Annual Compensation of Employees for the Top Five Industries for All Wholesale and Retail Trade; Repair of Motor Vehicles and Motorcycles Establishments by Industry Group: Philippines, 2017	lxiv
FIGURE 4 Income and Expense for the Top Industries for All Wholesale and Retail Trade; Repair of Motor Vehicles and Motorcycles Establishments by Industry Group: Philippines, 2017	lxv
FIGURE 5 Distribution of Gross Margin for the Top Five Industries for All Wholesale and Retail Trade; Repair of Motor Vehicles and Motorcycles Establishments by Industry Group: Philippines, 2017	lxvii
FIGURE 6 Labor Productivity for the Top Five Industries for All Wholesale and Retail Trade; Repair of Motor Vehicles and Motorcycles Establishments by Industry Group: Philippines, 2017	lxviii
TABLE A Summary Statistics for All Wholesale and Retail Trade; Repair of Motor Vehicles and Motorcycles Establishments by Industry Group: Philippines, 2017	lxx

STATISTICAL TABLES FOR ESTABLISHMENT FOR ALL EMPLOYMENT SIZES

TABLE 1	Summary Statistics for All Wholesale and Retail Trade; Repair of Motor Vehicles and Motorcycles Establishments for by Industry Group: Philippines, 2017	3
TABLE 2	Number of Establishments and Employment by Type and Sex for All Wholesale and Retail Trade; Repair of Motor Vehicles and Motorcycles Establishments by Industry Group: Philippines, 2017	5
TABLE 2.1	Number of Establishments and Research and Development (R&D) Personnel by Sex for All Wholesale and Retail Trade; Repair of Motor Vehicles and Motorcycles Establishments by Industry Group: Philippines, 2017.	6
TABLE 3	Number of Establishments and Compensation of Employees by Type for All Wholesale and Retail Trade; Repair of Motor Vehicles and Motorcycles Establishments by Industry Group: Philippines, 2017. . .	7
TABLE 4	Number of Establishments and Income by Type for All Wholesale and Retail Trade; Repair of Motor Vehicles and Motorcycles Establishments by Industry Group: Philippines, 2017.	8
TABLE 4.1	Number of Establishments and Sales of Goods by Mode of Sale for All Wholesale and Retail Trade; Repair of Motor Vehicles and Motorcycles Establishments by Industry Group: Philippines, 2017.	10
TABLE 4.2	Number of Establishments and Income from Non-Industrial Services Done for Others by Type for All Wholesale and Retail Trade; Repair of Motor Vehicles and Motorcycles Establishments by Industry Group: Philippines, 2017.	11
TABLE 4.3	Number of Establishments and Other Income by Type for All Wholesale and Retail Trade; Repair of Motor Vehicles and Motorcycles Establishments by Industry Group: Philippines, 2017	12
TABLE 4.4	Number of Establishments and Gross Margin for All Wholesale and Retail Trade; Repair of Motor Vehicles and Motorcycles Establishments by Industry Group: Philippines, 2017	13
TABLE 5	Number of Establishments and Expense by Type for All Wholesale and Retail Trade; Repair of Motor Vehicles and Motorcycles Establishments by Industry Group: Philippines, 2017	5

Table of Contents –Continued

		Page
TABLE 5.1	Number of Establishments and Cost of Goods Sold for All Wholesale and Retail Trade; Repair of Motor Vehicles and Motorcycles Establishments by Industry Group: Philippines, 2017	17
TABLE 5.2	Number of Establishments and Expense for Industrial Services Done by Others for All Wholesale and Retail Trade; Repair of Motor Vehicles and Motorcycles Establishments by Industry Group: Philippines, 2017. . .	18
TABLE 5.3	Number of Establishments and Expense for Non-Industrial Services Done by Others for All Wholesale and Retail Trade; Repair of Motor Vehicles and Motorcycles Establishments by Industry Group: Philippines, 2017.	19
TABLE 5.4	Number of Establishments and Taxes on Products and Other Taxes on Production for All Wholesale and Retail Trade; Repair of Motor Vehicles and Motorcycles Establishments by Industry Group: Philippines, 2017.	21
TABLE 5.5	Number of Establishments and Other Expense by Type for All Wholesale and Retail Trade; Repair of Motor Vehicles and Motorcycles Establishments by Industry Group: Philippines, 2017	22
TABLE 6	Number of Establishments and Capital Expenditures by Type of Tangible Fixed Assets for All Wholesale and Retail Trade; Repair of Motor Vehicles and Motorcycles Establishments by Industry Group: Philippines, 2017	23
TABLE 6.1	Number of Establishments and Capital Expenditures for Directly Imported Tangible Fixed Assets for All Wholesale and Retail Trade; Repair of Motor Vehicles and Motorcycles Establishments by Industry Group: Philippines, 2017	25
TABLE 6.2	Number of Establishments and Capital Expenditures for Tangible Fixed Assets by Mode of Acquisition for All Wholesale and Retail Trade; Repair of Motor Vehicles and Motorcycles Establishments by Industry Group: Philippines, 2017	26
TABLE 7	Number of Establishments and Capital Expenditures for Intangible Assets by Type for All Wholesale and Retail Trade; Repair of Motor Vehicles and Motorcycles Establishments by Industry Group: Philippines, 2017 . . .	27
TABLE 8	Number of Establishments and Gross Addition to Tangible Fixed Assets for All Wholesale and Retail Trade; Repair of Motor Vehicles and Motorcycles Establishments by Industry Group: Philippines, 2017 . . .	28
TABLE 8.1	Number of Establishments and Sale of Tangible Fixed Assets by Type for All Wholesale and Retail Trade; Repair of Motor Vehicles and Motorcycles Establishments by Industry Group: Philippines, 2017 . . .	29

Table of Contents –Continued

	Page
TABLE 8.2 Number of Establishments and Losses and Damages of Tangible Fixed Assets by Type for All Wholesale and Retail Trade; Repair of Motor Vehicles and Motorcycles Establishments by Industry Group: Philippines, 2017	31
TABLE 9 Number of Establishments and Book Value of Tangible Fixed Assets by Type for All Wholesale and Retail Trade; Repair of Motor Vehicles and Motorcycles Establishments by Industry Group: Philippines, 2017 ...	33
TABLE 10 Number of Establishments and Book Value of Intangible Assets by Type for All Wholesale and Retail Trade; Repair of Motor Vehicles and Motorcycles Establishments by Industry Group: Philippines, 2017 ...	35
TABLE 11 Number of Establishments and Value of Inventories by Type for All Wholesale and Retail Trade; Repair of Motor Vehicles and Motorcycles Establishments by Industry Group: Philippines, 2017	36
TABLE 12 Number of Reporting Establishments and Nationality with Highest Capital Participation Rate for All Wholesale and Retail Trade; Repair of Motor Vehicles and Motorcycles Establishments by Industry Group: Philippines, 2017	38
TABLE 13 Number of Reporting Establishments with E-Commerce Transactions for All Wholesale and Retail Trade; Repair of Motor Vehicles and Motorcycles Establishments by Industry Group: Philippines, 2017 ...	40

STATISTICAL TABLES FOR ESTABLISHMENTS WITH TOTAL EMPLOYMENT OF 20 AND OVER

TABLE 1a Summary Statistics for Wholesale and Retail Trade; Repair of Motor Vehicles and Motorcycles Establishments with Total Employment of 20 and Over by Region and Industry Group: Philippines, 2017.	43
TABLE 2a Number of Establishments and Employment by Type and Sex for Wholesale and Retail Trade; Repair of Motor Vehicles and Motorcycles Establishments with Total Employment of 20 and Over by Region and Industry Group: Philippines, 2017.	63
TABLE 2a.1 Number of Establishments and Research and Development (R&D) Personnel by Sex for Wholesale and Retail Trade; Repair of Motor Vehicles and Motorcycles Establishments with Total Employment of 20 and Over by Region and Industry Group: Philippines, 2017.	73

Table of Contents –Continued

	Page
TABLE 3a	Number of Establishments and Compensation of Employees by Type for Wholesale and Retail Trade; Repair of Motor Vehicles and Motorcycles Establishments with Total Employment of 20 and Over by Region and Industry Group: Philippines, 2017.
	83
TABLE 4a	Number of Establishments and Income by Type for Wholesale and Retail Trade; Repair of Motor Vehicles and Motorcycles Establishments with Total Employment of 20 and Over by Region and Industry Group: Philippines, 2017.
	94
TABLE 4a.1	Number of Establishments and Sales of Goods by Mode of Sale for Wholesale and Retail Trade; Repair of Motor Vehicles and Motorcycles Establishments with Total Employment of 20 and Over by Region and Industry Group: Philippines, 2017.
	116
TABLE 4a.2	Number of Establishments and Income from Non-Industrial Services Done for Others by Type for Wholesale and Retail Trade; Repair of Motor Vehicles and Motorcycles Establishments with Total Employment of 20 and Over by Region and Industry Group: Philippines, 2017.
	126
TABLE 4a.3	Number of Establishments and Other Income by Type for Wholesale and Retail Trade; Repair of Motor Vehicles and Motorcycles Establishments with Total Employment of 20 and Over by Region and Industry Group: Philippines, 2017.
	137
TABLE 4a.4	Number of Establishments and Gross Margin for Wholesale and Retail Trade; Repair of Motor Vehicles and Motorcycles Establishments with Total Employment of 20 and Over by Region and Industry Group: Philippines, 2017.
	148
TABLE 5a	Number of Establishments and Expense by Type for Wholesale and Retail Trade; Repair of Motor Vehicles and Motorcycles Establishments with Total Employment of 20 and Over by Region and Industry Group: Philippines, 2017
	158
TABLE 5a.1	Number of Establishments and Cost of Goods Sold for Wholesale and Retail Trade; Repair of Motor Vehicles and Motorcycles Establishments with Total Employment of 20 and Over by Region and Industry Group: Philippines, 2017
	188
TABLE 5a.2	Number of Establishments and Expense for Industrial Services Done by Others for Wholesale and Retail Trade; Repair of Motor Vehicles and Motorcycles Establishments with Total Employment of 20 and Over by Region and Industry Group: Philippines, 2017
	198

Table of Contents –Continued

	Page
TABLE 5a.3 Number of Establishments and Expense for Non-Industrial Services Done by Others for Wholesale and Retail Trade; Repair of Motor Vehicles and Motorcycles Establishments with Total Employment of 20 and Over by Region and Industry Group: Philippines, 2017	208
TABLE 5a.4 Number of Establishments and Taxes on Products and Other Taxes on Production for Wholesale and Retail Trade; Repair of Motor Vehicles and Motorcycles Establishments with Total Employment of 20 and Over by Region and Industry Group: Philippines, 2017.	229
TABLE 5a.5 Number of Establishments and Other Expense by Type for Wholesale and Retail Trade; Repair of Motor Vehicles and Motorcycles Establishments with Total Employment of 20 and Over by Region and Industry Group: Philippines, 2017	239
TABLE 6a Number of Establishments and Capital Expenditures by Tangible Fixed Assets by Type for Wholesale and Retail Trade; Repair of Motor Vehicles and Motorcycles Establishments with Total Employment of 20 and Over by Region and Industry Group: Philippines, 2017	250
TABLE 6a.1 Number of Establishments and Capital Expenditures for Directly Imported by Type for Wholesale and Retail Trade; Repair of Motor Vehicles and Motorcycles Establishments with Total Employment of 20 and Over by Region and Industry Group: Philippines, 2017.	270
TABLE 6a.2 Number of Establishments and Capital Expenditures for Tangible Fixed Assets by Mode of Acquisition for Wholesale and Retail Trade; Repair of Motor Vehicles and Motorcycles Establishments with Total Employment of 20 and Over by Region and Industry Group: Philippines, 2017	281
TABLE 7a Number of Establishments and Capital Expenditures for Intangible Assets for Wholesale and Retail Trade; Repair of Motor Vehicles and Motorcycles Establishments with Total Employment of 20 and Over by Region and Industry Group: Philippines, 2017	292
TABLE 8a Number of Establishments and Gross Addition to Tangible Fixed Assets for Wholesale and Retail Trade; Repair of Motor Vehicles and Motorcycles Establishments with Total Employment of 20 and Over by Region and Industry Group: Philippines, 2017	303
TABLE 8a.1 Number of Establishments and Sale of Tangible Fixed Assets by Type for Wholesale and Retail Trade; Repair of Motor Vehicles and Motorcycles Establishments with Total Employment of 20 and Over by Region and Industry Group: Philippines, 2017	313

Table of Contents –Continued

	Page
TABLE 8a.2 Number of Establishments and Losses and Damages of Tangible Fixed Assets by Type for Wholesale and Retail Trade; Repair of Motor Vehicles and Motorcycles Establishments with Total Employment of 20 and Over by Region and Industry Group: Philippines, 2017	332
TABLE 9a Number of Establishments and Book Value of Tangible Fixed Assets by Type for Wholesale and Retail Trade; Repair of Motor Vehicles and Motorcycles Establishments with Total Employment of 20 and Over by Region and Industry Group: Philippines, 2017	352
TABLE 10a Number of Establishments and Book Value of Intangible Assets by Type for Wholesale and Retail Trade; Repair of Motor Vehicles and Motorcycles Establishments with Total Employment of 20 and Over by Region and Industry Group: Philippines, 2017	372
TABLE 11a Number of Establishments and Value of Inventories by Type for Wholesale and Retail Trade; Repair of Motor Vehicles and Motorcycles Establishments with Total Employment of 20 and Over by Region and Industry Group: Philippines, 2017	383
TABLE 12a Number of Reporting Establishments and Nationality with Highest Capital Participation Rate for Wholesale and Retail Trade; Repair of Motor Vehicles and Motorcycles Establishments with Total Employment of 20 and Over by Region and Industry Group: Philippines, 2017	403
TABLE 13a Number of Reporting Establishments with E-Commerce Transactions for Wholesale and Retail Trade; Repair of Motor Vehicles and Motorcycles Establishments with Total Employment of 20 and Over by Region and Industry Group: Philippines, 2017	423

STATISTICAL TABLES FOR ESTABLISHMENTS WITH TOTAL EMPLOYMENT OF LESS THAN 20

TABLE 1b Summary Statistics for Wholesale and Retail Trade; Repair of Motor Vehicles and Motorcycles Establishments with Total Employment of Less than 20 by Industry Group: Philippines, 2017	435
TABLE 2b Number of Establishments and Employment by Type and Sex for Wholesale and Retail Trade; Repair of Motor Vehicles and Motorcycles Establishments with Total Employment of Less than 20 by Industry Group: Philippines, 2017	437
TABLE 2b.1 Number of Establishments and Research and Development (R&D) Personnel by Sex for Wholesale and Retail Trade; Repair of Motor Vehicles and Motorcycles Establishments with Total Employment of Less than 20 by Industry Group: Philippines, 2017	438

Table of Contents –Continued

	Page
TABLE 3b Number of Establishments and Compensation of Employees by Type for Wholesale and Retail Trade; Repair of Motor Vehicles and Motorcycles Establishments with Total Employment of Less than 20 by Industry Group: Philippines, 2017	439
TABLE 4b Number of Establishments and Income by Type for Wholesale and Retail Trade; Repair of Motor Vehicles and Motorcycles Establishments with Total Employment of Less than 20 by Industry Group: Philippines, 2017.	440
TABLE 4b.1 Number of Establishments and Sales of Goods by Mode for Wholesale and Retail Trade; Repair of Motor Vehicles and Motorcycles Establishments with Total Employment of Less than 20 by Industry Group: Philippines, 2017	442
TABLE 4b.2 Number of Establishments and Income from Non-Industrial Services Done for Others by Type for Wholesale and Retail Trade; Repair of Motor Vehicles and Motorcycles Establishments with Total Employment of Less than 20 by Industry Group: Philippines, 2017	443
TABLE 4b.3 Number of Establishments and Other Income by Type for Wholesale and Retail Trade; Repair of Motor Vehicles and Motorcycles Establishments with Total Employment of Less than 20 by Industry Group: Philippines, 2017	444
TABLE 4b.4 Number of Establishments and Gross Margin for Wholesale and Retail Trade; Repair of Motor Vehicles and Motorcycles Establishments with Total Employment of Less than 20 by Industry Group: Philippines, 2017	445
TABLE 5b Number of Establishments and Expense by Type for Wholesale and Retail Trade; Repair of Motor Vehicles and Motorcycles Establishments with Total Employment of Less than 20 by Industry Group: Philippines, 2017	446
TABLE 5b.1 Number of Establishments and Cost of Goods Sold for Wholesale and Retail Trade; Repair of Motor Vehicles and Motorcycles Establishments with Total Employment of Less than 20 by Industry Group: Philippines, 2017	449
TABLE 5b.2 Number of Establishments and Expense for Industrial Services Done by Others for Wholesale and Retail Trade; Repair of Motor Vehicles and Motorcycles Establishments with Total Employment of Less than 20 by Industry Group: Philippines, 2017	450

Table of Contents –Continued

	Page
TABLE 5b.3 Number of Establishments and Expense for Non-Industrial Services Done by Others for Wholesale and Retail Trade; Repair of Motor Vehicles and Motorcycles Establishments with Total Employment of Less than 20 by Industry Group: Philippines, 2017	451
TABLE 5b.4 Number of Establishments and Taxes on Products and Other Taxes on Production for Wholesale and Retail Trade; Repair of Motor Vehicles and Motorcycles Establishments with Total Employment of Less than 20 by Industry Group: Philippines, 2017	453
TABLE 5b.5 Number of Establishments and Other Expense by Type for Wholesale and Retail Trade; Repair of Motor Vehicles and Motorcycles Establishments with Total Employment of Less than 20 by Industry Group: Philippines, 2017	454
TABLE 6b Number of Establishments and Capital Expenditures by Type of Tangible Fixed Assets for Wholesale and Retail Trade; Repair of Motor Vehicles and Motorcycles Establishments with Total Employment of Less than 20 by Industry Group: Philippines, 2017	455
TABLE 6b.1 Number of Establishments and Capital Expenditures for Directly Imported Tangible Fixed Assets for Wholesale and Retail Trade; Repair of Motor Vehicles and Motorcycles Establishments with Total Employment of Less than 20 by Industry Group: Philippines, 2017	457
TABLE 6b.2 Number of Establishments and Capital Expenditures for Tangible Fixed Assets by Mode of Acquisition for Wholesale and Retail Trade; Repair of Motor Vehicles and Motorcycles Establishments with Total Employment of Less than 20 by Industry Group: Philippines, 2017	458
TABLE 7b Number of Establishments and Capital Expenditures for Intangible Assets by Type for Wholesale and Retail Trade; Repair of Motor Vehicles and Motorcycles Establishments with Total Employment of Less than 20 by Industry Group: Philippines, 2017	459
TABLE 8b Number of Establishments and Gross Addition to Tangible Fixed Assets for Wholesale and Retail Trade; Repair of Motor Vehicles and Motorcycles Establishments with Total Employment of Less than 20 by Industry Group: Philippines, 2017	460
TABLE 8b.1 Number of Establishments and Sale of Tangible Fixed Assets by Type for Wholesale and Retail Trade; Repair of Motor Vehicles and Motorcycles Establishments with Total Employment of Less than 20 by Industry Group: Philippines, 2017	461

Table of Contents –Continued

	Page
TABLE 8b.2 Number of Establishments and Losses and Damages of Tangible Fixed Assets by Type for Wholesale and Retail Trade; Repair of Motor Vehicles and Motorcycles Establishments with Total Employment of Less than 20 by Industry Group: Philippines, 2017	463
TABLE 9b Number of Establishments and Book Value of Tangible Fixed Assets by Type for Wholesale and Retail Trade; Repair of Motor Vehicles and Motorcycles Establishments with Total Employment of Less than 20 by Industry Group: Philippines, 2017	465
TABLE 10b Number of Establishments and Book Value of Intangible Assets by Type for Wholesale and Retail Trade; Repair of Motor Vehicles and Motorcycles Establishments with Total Employment of Less than 20 by Industry Group: Philippines, 2017	467
TABLE 11b Number of Establishments and Value of Inventories by Type for Wholesale and Retail Trade; Repair of Motor Vehicles and Motorcycles Establishments with Total Employment of Less than 20 by Industry Group: Philippines, 2017	468
TABLE 12b Number of Reporting Establishments and Nationality with Highest Capital Participation Rate for Wholesale and Retail Trade; Repair of Motor Vehicles and Motorcycles Establishments with Total Employment of Less than 20 by Industry Group: Philippines, 2017	470
TABLE 13b Number of Reporting Establishments with E-Commerce Transactions for Wholesale and Retail Trade; Repair of Motor Vehicles and Motorcycles Establishments with Total Employment of Less than 20 by Industry Group: Philippines, 2017	472
APPENDICES	
Appendix 1 2017 ASPBI Annual Survey of Philippine Business and Industry (ASPBI Form No. 5).	475
Appendix 2 2017 ASPBI Sampling Rate by Section, Industry Sub-Class and Employment Stratum	486

EXPLANATORY TEXT

INTRODUCTION

The 2017 Annual Survey of Philippine Business and Industry (ASPBI) is one of the designated statistical activities of the Philippine Statistics Authority (PSA). It is a nationwide undertaking designed to collect and generate information on the levels, structure, and trends of economic activities of the formal sector in the entire country for the year 2017.

Specifically, the objectives of the 2017 ASPBI are the following:

- collect and generate detailed information on employment, income, expense, capital expenditures, and total assets of the establishments
- generate estimates for other economic indicators such as value added, labor productivity, average compensation and other indicators necessary to evaluate the performance of industries at the national and regional levels
- generate micro, small, and medium establishments (MSME) data using total employment; and
- gather information for the improvement of the list of establishments

The 2017 ASPBI is the 46th of the series of annual surveys of establishments since the 1956 Survey of Manufactures and 36th of the series for the Wholesale and Retail Trade; Repair of Motor Vehicles and Motorcycles sector. It was undertaken nationwide in 2018 with the year 2017 as the reference period of data, except for employment which was as of 15 November 2017.

Data processing of the survey was decentralized and an online system called the Establishment Data Management System (EDMS) was utilized to facilitate the processing of survey data.

This volume presents the final results of the 2017 ASPBI for all establishments, establishments with total employment of less than 20, and 20 and over. The unit of enumeration for this survey is the establishment. Statistical tables are presented at the national level disaggregated by industry group (3-digit PSIC). Data for one or two establishments in some industries are either suppressed or combined with other related industries to avoid disclosure of information as required by Section 27 of RA 10625 and Section 7 of RA 6713.

Uses of Survey Data

The data collected from ASPBI serve as bases upon which the government and the private sector formulate policies and economic development plans.

Specifically, the survey results are used in:

- constructing national and regional income accounts of the Philippine economy
- formulating development strategies and monitoring plans/policies in the attainment of national and regional goals
- determining and comparing regional economic structure and performance
- analyzing the performance and contribution of MSMEs to the total economy
- conducting market research and feasibility studies
- updating the frame of establishments

ASPBI Slogan and Logo

“Providing Statistics for a Globally Competitive Economy” is the slogan of all business and industry surveys and other surveys conducted by PSA.



The logo, which is a stylistic representation of the Filipino flag, capsulizes the objectives of the 2017 ASPBI.

The GOLDEN sun represents the vision of hope which reaches out like the sun's rays for the improvement of the quality of life of all Filipinos; the RED chart signifies the desired trend of the country's economic progress; the WHITE building denotes the business and industries that propel the growth of the economy; while the BLUE background symbolizes the cooperation between and among data providers, data producers, and data users.

LEGAL AUTHORITY

The conduct of the 2017 ASPBI is authorized under Republic Act (RA) 10625 known as the Philippine Statistical Act of 2013 - Reorganizing and strengthening of the Philippine Statistical System (PSS), its agencies, and instrumentalities. It shall be the policy of the State to affect the necessary and proper changes in the organizational and functional structures of the PSS to rationalize and promote efficiency and effectiveness in the delivery of statistical services.

Section 25 (Obligation to Provide Information) of the same law stipulated that all respondents, whether natural or legal persons, are required to provide truthful and complete information to all statistical inquiries or surveys conducted by the Philippine Statistics Authority (PSA).

Section 26 (Confidentiality of Information) states that data provided by respondents shall be considered privileged communication and as such shall be inadmissible as evidence in any proceeding.

“Individual data furnished by a respondent to statistical inquiries, surveys and censuses of the PSA shall be considered privileged communication and as such shall be inadmissible as evidence in any proceeding. The PSA may release aggregated information from statistical inquiries, surveys and censuses in the form of summaries or statistical tables in which no reference to an individual, corporation, association, partnership, institution or business enterprise shall appear...”

Section 27 specifies the penalties for any person who breach the confidentiality of information and for respondents who failed to provide truthful and complete information.

“Respondents of primary data collection activities such as censuses and sample surveys are obliged to give truthful and complete answers to statistical inquiries. The gathering, consolidation and analysis of such data shall likewise be done in the most truthful and credible manner.

To ensure compliance, any violation of this Act shall result in the imposition of the penalty of one (1) year imprisonment and a fine of One hundred thousand pesos (P100,000.00). In cases where the respondent fails to give truthful and complete answer to such statistical inquiries is a corporation, the above penalty shall be imposed against the responsible officer, director, manager and/or agent of said corporation. In addition, such erring corporation or any other juridical entity, depending on the category of the enterprise or business concerned whether small, medium or large, shall be imposed a fine ranging from One hundred thousand pesos (P100,000.00) to Five hundred thousand pesos (P500,000.00).

Any person, including parties within the PSA Board and the PSA, who breach the confidentiality of information, whether by carelessness, improper behavior, behavior with malicious intent, and use of confidential information for profit, are considered guilty of an offense and shall be liable to fines as prescribed by the PSA Board which shall not be less than Five thousand pesos (P5,000.00) nor more than Ten thousand pesos (P10,000.00) and/or imprisonment of three (3) months but not to exceed one (1) year, subject to the degree of breach of information.

Failure to comply with the survey clearance provision shall be penalized by a fine of Fifty thousand pesos (P50,000.00) to One hundred thousand pesos (P100,000.00), depending on the gravity and seriousness of such noncompliance.”

Republic Act 6713 further provides for the Code of Conduct and Ethical Standards for Public Officials and Employees.

Section 7 of RA 6713 states that:

“(c) Disclosure and/or misuse of confidential information. Public officials and employees shall not use or divulge confidential or classified information officially known to them by reason of their office and not made available to the public, either: (1) to further their private interest, or give undue advantage of anyone, or (2) to prejudice the public interest...”

REFERENCE PERIOD

All information collected in the 2017 ASPBI refers to the calendar year 2017. However, employment data was as of 15 November 2017. This was based on the results of the study on business practices where establishments find it easier to provide the number of employees as of the second month of the last quarter of the reference year.

Reports of establishment on a fiscal year other than January to December 2017 were accepted provided previous years' annual reports used the same period of reporting.

SCOPE AND COVERAGE

The 2017 ASPBI is a nationwide undertaking confined to the formal sector of the economy and as such excludes the informal sector.

The following comprise the formal sector:

1. Corporations and partnerships
2. Cooperatives and foundations
3. Single proprietorship with employment of 10 and over
4. Single proprietorship with branches

Hence, the 2017 ASPBI covered only the following economic units:

- All establishments with total employment (TE) of 10 and over, and
- All establishments with TE of less than 10, except those establishments with Legal Organization = 1 (single proprietorship) and Economic Organization = 1 (single establishment), that are engaged in economic activities classified according to the 2009 PSIC.

Table 1 shows the economic activities within the scope of the 2017 ASPBI.

TABLE 1 Scope of the 2017 ASPBI

Sector	Economic Activity	Sector	Economic Activity
A	Agriculture, Forestry and Fishing	J	Information and Communication
B	Mining and Quarrying	K	Financial and Insurance Activities
C	Manufacturing	L	Real Estate Activities
D	Electricity, Gas, Steam and Air Conditioning Supply	M	Professional, Scientific and Technical Activities
E	Water Supply; Sewerage, Waste Management and Remediation Activities	N	Administrative and Support Service Activities
F	Construction	P	Education
G	Wholesale and Retail Trade; Repair of Motor Vehicles and Motorcycles	Q	Human Health and Social Work Activities
H	Transportation and Storage	R	Arts, Entertainment and Recreation
I	Accommodation and Food Service Activities	S	Other Service Activities

The following sections of the 2009 PSIC are excluded from the scope of this survey and all other establishment-based surveys of PSA:

- Public Administration and Defense, Compulsory Social Security (Section O)
- Activities of Households as employers; Undifferentiated Goods and Services Producing Activities of Households to Own Use (Section T)
- Activities of Extra-territorial Organization and Body (Section U)

UNIT OF ENUMERATION

The unit of enumeration in the 2017 ASPBI is the establishment. An establishment is defined in the United Nations International Recommendations on Industrial Statistics as “*an economic unit under single ownership or control, i.e., under a single legal entity, engaged in one or predominantly one kind of economic activity at a single fixed location.*”

In actual practice, however, there are difficulties in applying the ideal definition so the establishment is defined in operational terms to take into account the organization and record-keeping practices of certain sectors by making the single location and activity criteria more flexible. It is then necessary to use the kind-of-activity unit (KAU).

The KAU is *“the unit that is engaged in the production of the most homogenous group of goods and services, usually at one location, but sometimes over a wider area, for which separate records are available that can provide data concerning the production of these goods and services and the materials, labor and physical resources used in the production.”*

The above definition applies to the following sectors and industries:

Sectors

- Construction
- Transportation and Storage
- Financial and Insurance Activities
- Real Estate Activities

Industries

- Electric power generation, transmission, and distribution (Electric Cooperatives)
- Wired telecommunications activities
- Wireless telecommunications activities
- Satellite telecommunications activities
- Telephone access in facilities open to public service activities
- Other telecommunications service activities, n.e.c.
- Travel agency and tour operator activities
- Other reservation service and related activities
- Security and investigation activities
- General cleaning of buildings

The use of the kind-of-activity unit (KAU) for the above-mentioned sectors and industries was necessary as there is no restriction for the geographical areas in which a given kind of activity is carried on by a single legal entity.

CLASSIFICATION OF ESTABLISHMENTS

An establishment is categorized by its economic organization, legal organization, industrial classification, employment size, and geographic location.

Economic Organization (EO)

This relates to the organizational structure or role of the establishment in the organization.

The following are the types of EO:

- Single establishment (EO=1) is an establishment which has neither branch nor main office.

- Branch only (EO=2) is an establishment which has a separate main office located elsewhere.
- Establishment and main office (EO=3), is one where the establishment is located in the same address as the main office and with branch/es elsewhere.
- Main office only (EO=4) is the unit which controls, supervises and directs one or more establishments of an enterprise.
- Ancillary unit other than Main Office (EO=5) is the unit that operates primarily or exclusively for a related establishment or group of related establishments or its parent establishment and provides goods or services that support but do not become part of the output of those establishments.

Legal Organization (LO)

This provides the legal basis for ownership of the establishment. The following are the types of LO:

- Single Proprietorship (LO=1) is a business establishment organized, owned and managed by one person, who alone assumes the risk of the business enterprise.
- Partnership (LO=2) is an association of two or more individuals for the conduct of a business enterprise based upon an agreement or contract between or among them to contribute money, property or industry into a common fund with the intention of dividing profits among themselves.
- Government Corporation (LO=3) is a corporation organized for private aim, benefit or purpose with the government as the majority stockholder, regardless of whether they are stock or non-stock corporations.
- Stock Corporation (LO=4) is an ordinary business corporation organized by private persons, created and operated for the purpose of making a profit which may be distributed in the form of dividends to stockholders on the basis of their invested capital.
- Non-Stock Non-Profit Corporation (LO=5) is a business corporation which does not issue stock to its members and are created not to profit but for the public good and welfare. Of this character, are most of the religious, social, literary, scientific, civic and political organizations and societies.
- Cooperative (LO=6) is an organization composed primarily of small producers and/or consumers who voluntary join together to form a business enterprise, which they themselves own, control and patronize.

- Others (LO=7) are organizations not classified in any of the above classification like private associations, foundations, non-government organizations, etc.

Industrial Classification

The industrial classification of an economic unit is determined by the activity from which it derives its major income or revenue. The 2009 Philippine Standard Industrial Classification (PSIC) was utilized to classify economic units according to their economic activities. It was approved for adoption by government agencies and instrumentalities through NSCB Resolution No. 2 Series 2010 signed on 10 February 2010.

The 2009 PSIC is a detailed classification of industries prevailing in the country according to the kind of productive activities undertaken by the establishments. It is aligned with the International Standard Industrial Classification of all Economic Activities (ISIC) Revision 4, as officially released by the United Nations Statistics Division on 11 August 2008 for adoption by countries in their revised national classifications by 2010.

The 2009 PSIC took into account the significant changes in the relative importance of various economic activities in the country that have taken place since 2002. It is linked with the ASEAN Common Industrial Classification (ACIC) as approved by the ASEAN Heads of Statistical Offices (AHSOM) in November 2006.

The structure and coding system of the 2009 PSIC consists of an alpha character and 5 numeric digits. The alpha character, represents the **section** (also known as a sector), the first two digits represent the **division**; the first three digits, the **group**; the first four digits, the **class**; and all 5 digits, the **sub-class**.

Example: PSIC Code G45101

Section	G	Wholesale and Retail Trade; Repair of Motor Vehicles and Motorcycles
Division	45	Wholesale and Retail Trade; Repair of Motor Vehicles and Motorcycles
Group	451	Sale of motor vehicle
Class	4510	Sale of motor vehicle
Sub-class	45101	Sale of passenger motor vehicles

Table 2 shows the levels of disaggregation of industries in the 2009 PSIC.

TABLE 2 Levels of Disaggregation of the 2009 PSIC by Sector

Code	Section	Division	Group	Class	Sub-class
	Total	88	246	521	1,285
A	Agriculture, Forestry, and Fishing	3	12	53	157
B	Mining and Quarrying	5	10	15	32
C	Manufacturing	24	73	201	476
D	Electricity, Gas, Steam, and Air Conditioning Supply	1	3	3	3
E	Water Supply; Sewerage, Waste Management and Remediation Activities	4	6	8	8
F	Construction	3	8	10	15
G	Wholesale and Retail Trade; Repair of Motor Vehicles and Motorcycles	3	20	45	189
H	Transportation and Storage	5	12	21	56
I	Accommodation and Food Service Activities	2	5	6	20
J	Information and Communication	6	13	25	39
K	Financial and Insurance Activities	3	10	21	45
L	Real Estate Activities	1	2	5	6
M	Professional, Scientific and Technical Activities	7	16	16	38
N	Administrative and Support Service Activities	6	19	28	74
O	Public Administration and Defense; Compulsory Social Security	1	3	7	12
P	Education	1	6	13	24
Q	Human Health and Social Work Activities	3	9	11	32
R	Arts, Entertainment, and Recreation	4	5	10	18
S	Other Service Activities	3	10	18	34
T	Activities of Households as Employers; Undifferentiated Goods – and Services-Producing Activities of Private Households for Own Use	2	3	3	3
U	Activities of Extraterritorial Organizations and Bodies	1	1	2	4

Establishment Size Classification

The size of an establishment is determined by its total employment as of a specific date.

Table 3 shows the Employment Size (SZ) classification and code used in the survey.

TABLE 3 Employment Size and Code

SZ Code	Total Employment	SZ Code	Total Employment
0	1 – 4	5	100 – 199
1	5 – 9	6	200 – 499
2	10 – 19	7	500 – 999
3	20 – 49	8	1,000 – 1,999
4	50 – 99	9	2,000 and over

Geographic Classification

Establishments are also classified by geographic area using the Philippine Standard Geographic Classification (PSGC). The PSGC is a systematic classification and coding of geographic areas in the country. It contains updates in regions, provinces, cities, municipalities and barangays in the Philippines.

Based on the PSGC as of 31 December 2017, the Philippines has 17 Regions, 81 provinces, 145 cities, 1,489 municipalities, and 42,036 barangays. The update in 2017 was the abolition of Negros Island Region (NIR) on 07 August 2017 through Executive Order 38 – “Revoking Executive Order No. 183 (s. 2015) which Created a Negros Island Region and for Other Purposes.” Provinces, cities, municipalities, and barangays of Negros Occidental and Negros Oriental reverted to Region VI (Western Visayas) and Region VII (Central Visayas), respectively.

FRAME OF ESTABLISHMENTS

The frame for the 2017 ASPBI was extracted from the 2017 List of Establishments (LE) as of 19 January 2018.

The 2017 LE is a result of the conduct of the 2017 Updating of the List of Establishments (ULE) in selected barangays in Quezon City and in Iloilo City. These two industry hubs were selected because of the emergence of growth area barangays in terms of the number of establishments during the past years. Other sources of updates are the company websites and the survey reports/feedbacks from the 2016 Annual Survey of Philippine Business and Industry.

The 2017 LE shows that there were 917,582 establishments in operation nationwide of which 228,112 (24.86%) comprised the establishment frame or are within the scope and coverage of the 2017 ASPBI. This frame was used to draw the sample establishments for the survey.

SAMPLING DESIGN

The 2017 ASPBI used stratified systematic sampling design with 5-digit PSIC serving as industry strata and employment size as the second stratification variable.

Sampling Units

The sampling unit of the 2017 ASPBI was the establishment. In particular, the sampling units for industries identified as the kind-of-activity unit (KAU) were establishments with EO = 1, 3 and 4. The sampling units for non-KAU industries were establishments with EO = 1, 2 and 3.

For Government-Owned-and-Controlled Corporations (GOCCs), the sampling units were establishments with EO=1, 3 and 4, except for those engaged under Sectors G and R in which the sampling units are establishments with EO = 1, 2 and 3. This is based on the availability of data at these units which maintain the records.

Table 4 shows the sampling units by sector and selected industries.

TABLE 4 Sampling Units by Sector and Selected Industries

Sector/ Industry Code	Description	EO
A	Agriculture, Forestry and Fishing	1, 2, 3
B	Mining and Quarrying	1, 2, 3
C	Manufacturing	1, 2, 3
D	Electricity, Gas, Steam and Air Conditioning Supply, except Electric power generation, transmission, and distribution (Electric Cooperatives with LO=6) - D35100	1, 2, 3
D35100	Electric power generation, transmission and distribution (Electric Cooperatives with LO=6)	1, 3, 4
E	Water Supply; Sewerage, Waste Management and Remediation Activities	1, 2, 3
F	Construction	1, 3, 4

Continued

TABLE 4 --Concluded

Sector/ Industry Code	Description	EO
G	Wholesale and Retail Trade; Repair of Motor Vehicles and Motorcycles	1, 2, 3
H	Transportation and Storage	1, 3, 4
I	Accommodation and Food Service Activities	1, 2, 3
J	Information and Communication except J611, J612, J613, J61901 and J61909	1, 2, 3
J611	Wired telecommunications activities	1, 3, 4
J612	Wireless telecommunications activities	1, 3, 4
J613	Satellite telecommunications activities	1, 3, 4
J61901	Telephone access in facilities open to the public service	1, 3, 4
J61909	Other telecommunications service activities	1, 3, 4
K	Financial and Insurance Activities	1, 3, 4
L	Real Estate Activities	1, 3, 4
M	Professional, Scientific and Technical Activities	1, 2, 3
N	Administrative and Support Service Activities, except N791, N799, N80 and N81210	1, 2, 3
N791	Travel agency and tour operator activities	1, 3, 4
N799	Other reservation service and related activities	1, 3, 4
N80	Security and investigation activities	1, 3, 4
N81210	General cleaning of buildings	1, 3, 4
P	Education	1, 2, 3
Q	Human Health and Social Work Activities	1, 2, 3
R	Arts, Entertainment and Recreation	1, 2, 3
S	Other Service Activities	1, 2, 3

Sampling Domains

The sampling domains for the 2017 ASPBI were the industry subclasses (5-digit) of the 2009 PSIC (industry domains), the 17 administrative regions (geographic domains), and the employment size strata.

Geographic Domain

For establishments with TE of 20 and over, the 17 administrative regions serve as the geographic domains; while for establishments with TE of less than 20, the national level.

Table 5 shows the list of 17 regions and its respective provinces.

TABLE 5 Geographic Domain and Its Composition

Region	Province/City/Municipality
National Capital Region (NCR)	City of Manila, Quezon City, Mandaluyong City, Marikina City, Pasig City, San Juan City, Caloocan City, Malabon City, Navotas City, Valenzuela City, Makati City, Pateros, Taguig City, Parañaque City, Las Piñas City, Muntinlupa City, Pasay City
Cordillera Administrative Region (CAR)	Abra, Apayao, Benguet, Ifugao, Kalinga, Mountain Province
Region I – Ilocos Region	Ilocos Norte, Ilocos Sur, La Union, Pangasinan
Region II – Cagayan Valley	Batanes, Cagayan, Isabela, Nueva Vizcaya, Quirino
Region III – Central Luzon	Aurora, Bataan, Bulacan, Nueva Ecija, Pampanga, Tarlac, Zambales
Region IV-A – CALABARZON	Batangas, Cavite, Laguna, Quezon, Rizal
Region IV-B – MIMAROPA	Marinduque, Occidental Mindoro, Oriental Mindoro, Palawan, Romblon
Region V – Bicol Region	Albay, Camarines Norte, Camarines Sur, Catanduanes, Masbate, Sorsogon
Region VI – Western Visayas	Aklan, Antique, Capiz, Guimaras, Iloilo, Negros Occidental
Region VII – Central Visayas	Bohol, Cebu, Siquijor, Negros Oriental
Region VIII – Eastern Visayas	Biliran, Eastern Samar, Leyte, Northern Samar, Samar (Western), Southern Leyte
Region IX – Zamboanga Peninsula	Zamboanga del Norte, Zamboanga del Sur, Zamboanga Sibugay, Isabela City
Region X– Northern Mindanao	Bukidnon, Camiguin, Lanao del Norte, Misamis Occidental, Misamis Oriental
Region XI – Davao Region	Compostela Valley, Davao del Norte, Davao del Sur, Davao Oriental, Davao Occidental
Region XII – SOCCSKSARGEN	Cotabato (North), Sarangani, South Cotabato, Sultan Kudarat, Cotabato City
Caraga	Agusan del Sur, Agusan del Norte, Dinagat Island, Surigao del Norte, Surigao del Sur
Autonomous Region in Muslim Mindanao (ARMM)	Basilan (excluding Isabela City), Lanao del Sur, Maguindanao (excluding Cotabato City), Sulu, Tawi-Tawi

Industry Domain

For all sectors, the industry domains (strata) were the same for both establishments with TE of 20 and over, and TE of less than 20.

Table 6 shows a summary of the number of industry domains by sector.

TABLE 6 Distribution of Industry Strata by Sector

Sector	Number of Industry Strata	Sector	Number of Industry Strata
Total	1,064		
A	87	J	36
B	20	K	41
C	424	L	6
D	1	M	36
E	8	N	69
F	15	P	13
G	177	Q	23
H	49	R	18
I	19	S	22

To address the data needs of stakeholders for a more detailed industrial classification, selected industries (D35100, J59110, J59120, and J62010) were split and assigned with sub-industry codes.

However, the original 2009 PSIC code was used in the publication of survey results. The newly assigned industry codes will be used to generate data for the sub-industries only upon request.

Table 7 shows the split industries with assigned codes.

TABLE 7 Assigned Industry Codes for Split Industries

2009 PSIC Code	Assigned Industry Code	Description
D35100	D3510	Generation, transmission and distribution of electricity
	D35101	Generation of electricity
	D35102	Transmission of electricity
	D35103	Distribution of electricity

Continued

TABLE 7 --Concluded

2009 PSIC Code	Assigned Industry Code	Description
J59110	J5911	Motion picture, video and television programme activities
	J59111	Pre and main production of traditional and 2D animation
	J59112	Pre and main production of 3D animation
	J59119	Pre and main production of other motion films
J59120	J5912	Motion picture, video and television programme post-production activities
	J59121	Post production of traditional and 2D animation
	J59122	Post production of 3D animation
	J59129	Post production of other motion films and etc.
J62010	J6201	Computer programming activities
	J62011	Game design and development
	J62019	Other computer programming activities

Employment Stratum

Within the industry domains for each sector, the establishments were further stratified by total employment (TE). The TE sizes were either combined or taken as a group to comprise the **employment stratum** and were limited to five employment strata. The basic considerations for grouping were the concentration of establishments in the TE sizes and the occurrence of stratum jumpers between TE sizes.

Considering the need for data on Micro, Small and Medium Enterprises (MSMEs), two separate employment strata were maintained in TE of less than 20: TE 1 – 9 and TE 10 – 19.

Table 8 shows the employment strata and corresponding sampling rates.

TABLE 8 Employment Stratum

Employment Stratum	TE Size	Sampling Rates (%)
1	1 – 9	10
2	10 – 19	15
3	20 – 49	25
4	50 – 99	50
5	100 and over	100 (certainty)

In general, employment strata 1 to 4 were non-certainty strata while stratum 5 was a certainty stratum.

A **certainty stratum** is defined as a stratum with a sampling ratio of 100 percent. In this stratum, all establishments are taken as certainty samples, i.e. the selection probability is 1 and the sampling weight is 1.

On the other hand, a **non-certainty stratum** is a stratum where only sample establishments are taken.

Refer to Table 8 for the corresponding sampling rates for establishments in the non-certainty employment size strata.

Sample Size

The primary consideration in the determination of sample size for the survey was its manageability at the optimum level of an estimated budget without compromising the reliability and accuracy of survey results and the timeliness of retrieval of accomplished questionnaires from respondents. As such, the target sample size was maintained to be more or less close to the sample sizes of the previous annual surveys conducted which are about 30,000 samples.

For sampling purposes, the survey frame was divided into five primary strata. Stratum 1 was comprised of Mining and Quarrying (B), and Electricity, Gas, Steam and Air Conditioning Supply (D); Stratum 2 consisted of establishments under certainty industries including the Information and Communications Technology (ICT) core industries and Business Process Management (BPM) industries; Stratum 3 was for GOCCs; Stratum 4 was composed of establishments with TE of 100 and over, and Stratum 5 included all other establishments not classified in strata 1-4. Strata 1-4 were considered as certainty strata while Stratum 5 was treated as a non-certainty stratum.

Table 9 shows the list of primary strata.

TABLE 9 Primary Strata

Stratum Code	Sampling Unit	Sampling Indicator
1	Establishments under Sectors B and D	Certainty
2	Establishments under the certainty industries	Certainty
	SICT Core Industries	
	BPM Industries	
3	GOCCs	Certainty
4	Establishments with TE of 100 and over	Certainty
5	All other establishments not classified in strata 1 - 4	Non-certainty

Sample Size for TE of less than 20

Non-certainty samples: For each industry stratum (5-digit PSIC) at the national level, the sample size for establishments with TE of less than 20 was determined by applying the specified sampling rates for each employment stratum (i.e., separately for strata TE 1 - 9 and TE 10 - 19). The total number of non-certainty samples for establishments with TE of less than 20 was 6,272.

Certainty samples: The total number of certainty samples for establishments with TE of less than 20 was 4,563.

Hence, the total number of samples for all establishments with TE of less than 20 was 10,835.

Sample Size for TE of 20 – 99

Non-certainty samples: For each industry stratum (5-digit PSIC) at the national level, the sample size for establishments with TE of 20 – 99 was determined by applying the specified sampling rates for each employment stratum (i.e., separately for TE of 20 – 49 and TE 50 – 99). The total number of non-certainty samples for establishments with TE of 20 - 99 was 11,322.

Certainty samples: The total number of certainty samples for establishments with TE of 20 – 99 was 1,788.

The total sample size for establishments with TE of 20 – 99 was 13,110.

Sample Size for TE of 100 and over

The total number of sample establishments with TE of 100 and over was 7,426. Note that these establishments were certainty samples.

2017 ASPBI Samples

All samples in the certainty and non-certainty strata are combined to comprise the total samples for the survey. Thus, the total number of samples for the 2017 ASPBI was 31,371 establishments.

Table 10 shows the distribution of samples by sector.

TABLE 10 Number of Sample Establishments by Sector

Sector	Industry Description	Number of Samples
Total		31,371
A	Agriculture, Forestry and Fishing	1,171
B	Mining and Quarrying	280
C	Manufacturing	6,662
D	Electricity, Gas, Steam and Air Conditioning Supply	373
E	Water Supply, Sewerage, Waste Management and Remediation Activities	656
F	Construction	833
G	Wholesale and Retail Trade; Repair of Motor Vehicles and Motorcycles	7,092
H	Transportation and Storage	988
I	Accommodation and Food Service Activities	1,473
J	Information and Communication	3,896
K	Financial and Insurance Activities	1,122
L	Real Estate Activities	352
M	Professional, Scientific and Technical Services	770
N	Administrative and Support Service Activities	2,386
P	Education	1,344
Q	Human Health and Social Work Activities	847
R	Arts, Entertainment and Recreation	387
S	Other Service Activities	739

Sample Allocation for Non-Certainty Samples

Note that certainty samples were determined and segregated first before non-certainty samples were allocated to regions.

Sample Allocation for TE of less than 20

No geographic allocation was applied to these strata (TE 1 - 9 and TE 10 – 19) since data of interest were on the national level only.

The minimum sample size was set to 3 establishments and a maximum of 5 establishments per cell (industry domain and employment stratum) except for common industries which were set to a minimum of 3 and a maximum of 20 establishments per cell. The common industries are defined as the industry stratum with a total number of establishments greater than 500 establishments. However, when the total number of establishments in the cell is equal to or less than the set minimum sample size, all establishments in that cell were taken as samples.

Sample Allocation for TE 20 – 99

For each industry domain, the proportional allocation was used in allocating the number of samples in the employment size strata of TE 20 – 49 and TE 50 – 99 to the different regions. Basis of allocation is the total number of establishments in the region by industry domain and by employment stratum excluding the certainty samples.

The minimum sample size is also set to 3 establishments per cell (industry domain, employment stratum, and region). However, when the total number of establishments in the cell is equal to or less than the set minimum sample size, all establishments in that cell are taken as samples.

The number of samples for each employment stratum within an industry domain at the national level was allocated by region using the formula:

$$\left(\frac{N_{hij}}{N_{hi}} \right)$$

where:

- N_{hij} = total number of establishments in the j^{th} region of the i^{th} employment stratum in the h^{th} industry domain
- N_{hi} = total number of establishments in the i^{th} employment stratum of the h^{th} industry domain
- n_{hij} = number of sample establishments in the j^{th} region of the i^{th} employment stratum in the h^{th} industry domain
- n_{hi} = number of sample establishments in the i^{th} employment stratum of the h^{th} industry domain

Sample Selection

For all sectors, sample establishments in the sampling strata of TE of less than 20 are selected using systematic sampling by industry domain and employment stratum at the national level. For each industry domain and employment stratum, the establishments are sorted by region, the province from the largest actual employment to smallest actual employment, business name, and ECN.

For each of the sampling strata of TE of 20 - 99 (i.e., TE 20-49 and TE 50-99), sample establishments are selected using systematic sampling within the region. For each region in the employment stratum and industry domain, the establishments are sorted by province from the largest actual employment to the smallest actual employment, business name, and ECN.

Systematic sampling was chosen so that the sample employment values are spread out, resulting in having representative samples for each TE size in the employment stratum. Likewise, this mode of sampling will somehow provide implicit stratification of TE by employment size group, thus avoiding all sample establishments with low TE values or high TE values.

Estimation Procedure

For Establishments with TE of Less Than 20

a. Non-certainty Stratum

The estimate of the total of a characteristic (\hat{X}_s) for the non-certainty employment stratum TE less than 20 in the s^{th} industry domain is

$$\hat{X}_s = \sum_{j=1}^{n_s} W_{sj} x_{sj}$$

where:

- s denotes the non-certainty employment strata in employment of less than 20
- x_{sj} = value of the j^{th} establishment in the non-certainty employment stratum in employment of less than 20 in the s^{th} industry domain
- j = 1, 2, 3, ..., n_s establishments
- W_{sj} = weight of the j^{th} establishment in the non-certainty employment stratum in employment of less than 20 in the s^{th} industry domain

$$W_{sj} = N_s / n_s$$

where:

- N_s = total number of establishments in the non-certainty employment stratum in employment of less than 20 in the s^{th} industry domain
- n_s = number of sample establishments in the non-certainty employment stratum in employment less than 20 in the s^{th} industry domain

b. Certainty Stratum

The estimate of the total of a characteristic (\hat{X}_c) for the certainty employment stratum in the c^{th} industry domain is

$$X_c = \sum_{j=1}^{m_c} x_{cj}$$

where:

- c denotes the certainty employment strata in employment of less than 20 in the c^{th} industry domain
- x_{cj} = value of the j^{th} establishment in the certainty employment strata in employment of less than 20 in the c^{th} industry domain
- j = 1, 2, 3, ..., m_c establishments
- m_c = number of establishments in the certainty employment strata in employment of less than 20 in the c^{th} industry domain

c. Total Estimate for TE of Less Than 20

National level estimates of the total of a characteristic (\hat{X}_d) for the industry domain was obtained by aggregating the estimates for all employment strata (non-certainty and certainty) in the same industry domain,

$$\hat{X}_d = \sum \hat{X}_s + \sum X_c$$

where: d denotes the industry domain

For Establishments with TE of 20 and Over

a. Non-Certainty Stratum (TE of 20 to 49 and TE 50 to 99)

The estimate of the total of a characteristic (\hat{X}_{sp}) for the non-certainty employment strata in TE of 20 to 49 and TE 50 to 99 for an industry domain in each region is

$$\hat{X}_{sp} = \sum_{j=1}^{n_{sp}} W_{spj} x_{spj}$$

where:

- s denotes the non-certainty employment stratum in TE of 20 and over
- $p = 1, 2, \dots, 17$ regions
- x_{spj} = value of the j^{th} establishment in the non-certainty employment stratum in TE of 20 and over for an industry domain in each region
- $j = 1, 2, 3, \dots, n_{sp}$ establishments
- W_{spj} = weight of the j^{th} establishment in the non-certainty employment stratum in TE of 20 and over for an industry domain in each region

$$W_{spj} = \frac{N_{sp}}{n_{sp}}$$

where:

- N_{sp} = total number of establishments in the non-certainty employment stratum in TE of 20 and over for an industry domain in each region
- n_{sp} = number of sample establishments in the non-certainty employment stratum in TE of 20 and over for an industry domain in each region

b. Certainty Stratum

The estimate of the total of a characteristic (\hat{X}_{cp}) for the certainty employment stratum of TE of 100 and over in an industry domain in each region is

$$X_{cp} = \sum_{j=1}^{m_{cp}} x_{cpj}$$

where:

- c denotes the certainty employment stratum in TE of 100 and over
- $p = 1, 2, \dots, 17$ regions
- x_{cpj} = value of the j^{th} establishment in the certainty employment stratum in TE of 100 and over in an industry domain within each region
- $j = 1, 2, 3, \dots, m_{cp}$ establishments

m_{cp} = number of establishments in the certainty employment stratum in TE of 20 and over in an industry domain within each region

Total Estimate for TE of 20 and Over

The estimate of the total of a characteristic (\hat{X}_{dp}) for the industry domain in each region was obtained by aggregating the estimates for all employment strata (non-certainty and certainty) in the same industry domain,

$$\hat{X}_{dp} = \sum \hat{X}_{sp} + \sum X_{cp}$$

where: dp denotes the industry domains in each region.

National level estimates of the characteristics by industry domain were obtained by aggregating separately the estimates (\hat{X}_{dp}) for the particular industry domain from all the regions.

Total Estimate for All Establishments

National level estimates of the characteristics by industry domain were obtained by aggregating separately the total estimates of TE less than 20 and TE 20 and over for a particular industry domain.

Weight Adjustment Factor for Non-Response

To account for non-response in the non-certainty strata, the adjustment factors, and (n/n') was multiplied with the sampling weight (W) of each of the sampling unit. The sampling weight which is defined as N/n was recomputed as

General Formula

$$W' = \frac{N}{n} \times \frac{n}{n'} = \frac{N}{n'}$$

Thus, the adjusted weight (W'_{sj}) for employment stratum in TE of 1-9 and 10-19 is

$$W'_{sj} = \frac{N_s}{n_s} \times \frac{n_s}{n'_s} = \frac{N_s}{n'_s}$$

where:

N_s = total number of establishments in the employment stratum in TE of 1 - 9 and 10 - 19 in the s^{th} industry domain
 n'_s = number of responding establishments in the employment stratum in TE of 1 - 9 and 10 - 19 in the s^{th} industry domain

For the non-certainty employment stratum in TE of 20-49 and 50-99, the adjusted weight (W'_{spj}) is

$$W'_{spj} = \frac{N_{sp}}{n_{sp}} \times \frac{n_{sp}}{n'_{sp}} = \frac{N_{sp}}{n'_{sp}}$$

where:

- N_{sp} = total number of establishments in the non-certainty employment stratum in TE of 20 - 49 and 50 - 99 for an industry domain within each region
- n'_{sp} = number of responding establishments in the non-certainty employment stratum in TE of 20 - 49 and 50 - 99 for an industry domain within each region

QUESTIONNAIRE DESIGN

Survey Questionnaires

The 2017 ASPBI utilized seven types of questionnaires, each with a corresponding clearance number and an expiration date of 31 March 2019.

Table 11 shows the different types of questionnaire, their spot color, and assigned clearance numbers.

TABLE 11 Types of Questionnaires

Form Number	Form Title	Spot Color	Clearance Number	PSIC Section
ASPBI Form 1	Agriculture, Forestry and Fishing	Green	PSA-1812-01	A
ASPBI Form 2	Mining and Quarrying; Manufacturing	Yellow	PSA-1812-02	B, C
ASPBI Form 3	Electricity, Gas, Steam and Air Conditioning Supply; and Water Supply; Sewerage, Waste Management and Remediation Activities	Turquoise	PSA-1812-03	D, E
ASPBI Form 4	Construction	Orange	PSA-1812-04	F
ASPBI Form 5	Wholesale and Retail Trade; Repair of Motor Vehicles and Motorcycles	Red	PSA-1812-05	G
ASPBI Form 6	Financial and Insurance Activities	Silver	PSA-1812-06	K
ASPBI Form 7	Business and Services	Blue	PSA-1812-07	H, I, J, L, M, N, P, Q, R, S

The sample establishments also responded to the survey through the use of the web-based version of the 2017 ASPBI questionnaires which were accomplished online at the PSA website at <https://aspbi.psa.gov.ph>.

Data Items

Table 12 shows the list of data items in the 2017 ASPBI questionnaires.

TABLE 12 List of Data Items

Item No.	Description
Cover Page	Name and Address of the Establishment and Its Reporting Unit
	Control Panel for Establishment Characteristics (<i>For PSA Use Only</i>)
1	Business and Registered Name in 2017, Business Address, Company Website and Establishment Tax Identification Number (TIN)
2	Economic Activity or Business in 2017
3	Year Started Operation
4	Legal Organization in 2017
5	Economic Organization in 2017
6	Capital Participation as of 31 December 2017
7	Employment as of 15 November 2017
8	R&D Personnel as of 15 November 2017
9	Number of Production/Construction Workers as of 15 November 2017 (For ASPBI Forms 2, 3 and 4)
10	Total Hours Worked by Production/Construction Workers in 2017 (For ASPBI Forms 2, 3 and 4)
11	Income in 2017
12	Subsidies Received from the Government in 2017
13	Expense in 2017
14	Sales from E-commerce Transactions in 2017
15	Capital Expenditures, Sale and Book Value of Tangible Fixed Assets, including Losses and Damages in 2017
16	Capital Expenditures for All Tangible Fixed Assets by Mode of Acquisition in 2017
17	Capital Expenditures and Book Value for Intangible Assets in 2017
18	Total Assets as of 31 December 2017
19	Average Capacity Utilization Rate of the Establishments in 2017 (For ASPBI Form 2 and 3)
20	Inventories in 2017
21	Branches, Divisions, Plants Owned and Controlled (for Main Office)

SURVEY OPERATIONS

The 2017 ASPBI comprised of the following major phases of operation: preparatory activities, training, field operations, data processing, tabulation, dissemination, and evaluation and documentation.

Preparatory Activities

PSA officials, selected Economic Sector Statistics Service (ESSS) statisticians, Systems Development Division (SDD) and Service and Industry Census Division (SICD) staff undertook the planning activities for the 2017 ASPBI with the organization and creation of the Steering Committee.

The planning activities included the following: preparation of timetable of activities, budget preparation and logistics, questionnaire design and content, preparation of manuals (field operations and manual processing, MTS user, and machine processing), clearance process, preparation of sampling design, frame updating and sample selection, preparation of edit specifications and tabulation format and specifications, computer system design and program development, publicity campaign, printing of survey forms and manuals, preparation for shipment of survey materials, and other related activities.

The publicity campaign was done to inform and educate the general public on the basic information and importance of the 2017 ASPBI. It aimed to solicit support from government and non-government agencies, business organizations, and target respondents in the early submission of reports. Display of 2017 ASPBI streamers and posters were done in the central and field offices.

Training

Training for the field operations and processing was done in two phases, as follows: (1) Training for Field Operations and Processing Manual, and (2) Training for Data Processing.

Phase I - Training for Field Operations and Manual Processing

Training for field operations and manual processing was done on three levels, as follows:

- Task force training. The first level of raining was conducted from 20 to 22 February 2018. Field operation and processing procedures, technical and administrative aspects of t he survey were discussed extensively in this training. It was attended by selected ESSS and SICD statisticians and SDD staff who served as trainers for the second and third level trainings.

- Second level training. This level of training was conducted any three days between 19 March to 06 April 2018 in all Regional Offices with participants in the first level training as trainers. Provincial Statistics Officers, OICs, regional and provincial focal persons responsible for this survey participated in this training.
- Third level training. This training was conducted in all provinces and five districts of NCR any three days in April 2018 with participants in the second level training as trainers. Participants to this training were the Statistical Specialists, Statistical Analysts, Provincial Statistical Office (PSO) staff and hired Statistical Researchers (SRs).

Phase II – Training for Machine Processing

Training for machine processing was done in two levels, as follows:

- Task force training. The first level training of machine-data processing was conducted on 15 to 17 May 2018. Participants were the ESSS subject-matter staff and selected SDD staff.
- Second level training. Data processing, folioing, verification of error listing, and the different modules of the EDMS were discussed thoroughly in this training. A two-day training between 13 to 20 June 2018 was conducted where participants consisted of provincial focal persons, selected provincial staff, and hired SRs.

Workshops on edit and table formats and specifications were conducted and participated by subject-matter specialists and SDD staff responsible for the preparation of tabulation formats and specifications, as well as consistency and edit specifications for the seven types of questionnaires. The workshop on edit specifications was done from 16 to 19 April 2018, while the workshop on table specifications and format was on 07 to 09 August 2018.

Field Operations

Distribution of Questionnaires

Distribution of questionnaires for the 2017 ASPBI, including the 2017 SICT, was done by Statistical Specialists, Statistical Analysts, Provincial Statistical Office (PSO) staff, and hired SRs through personal delivery of the questionnaires to the sample establishments. This activity was done from 16 April to 11 May 2018.

Collection and Field Editing of Questionnaires

Collection of data was done either through a self-administered questionnaire, personal interview, or online accomplishment of the web-based questionnaire.

Field editing of all collected questionnaires was done to ensure completeness and consistency of entries among data items to avoid revisits or callbacks. Collection and field editing of questionnaires was programmed starting 02 May to 13 July 2018.

Supervision

The Regional Directors, Provincial Statistics Officers, and provincial focal persons conducted close supervision on the collection and editing of questionnaires to ensure the quality of data and completeness of survey returns.

Receipt and Control

A Monitoring and Tracking System (MTS) developed by SDD was used by field offices to keep track of the distribution, collection, and transmittal of questionnaires. At the same time, a control list of sample establishments was made available where information on the status of the questionnaire was recorded.

The MTS was also utilized by ESSS-Receipt and Control Unit (RCU) to monitor the distribution, collection, and submission of questionnaires from the provincial offices to the Central Office. Consolidated progress reports and status reports were prepared regularly to inform the management and field offices on the progress of the survey operations.

Data Processing

Processing or editing of accomplished questionnaires was done to check for the completeness, validity, consistency, and reasonableness of data. It consisted of two stages: manual processing and machine processing.

Manual Processing

Manual processing of questionnaires was done on three levels, as follows:

- Field editing of data was done by Statistical Specialists, Statistical Analysts, Provincial Statistical Office (PSO) staff, and hired SRs upon collection of the accomplished questionnaire from the sampled establishment. The objective is to check for completeness and consistency of entries in the questionnaire, following the instructions provided in the Field Operations and Processing Manual. Any missing data was corrected at this stage as this can be immediately verified from the respondent.
- Verification of data was done by Provincial Staff upon receipt of the accomplished questionnaires from the field staff and hired SRs to check for the completeness as well as for the consistencies and validity of entries. In some instances, the staff

contacted directly the establishments through phone calls or sent email inquiries to verify some inconsistent or missing data.

- Review of accomplished questionnaires to check the consistency and reasonableness of entries and processing of consolidated reports were done by the ESSS subject-matter staff. Consolidated reports of enterprises were disaggregated at the firm level using ratios and proportions of the individual firms to the enterprise. Moreover, the review process validated the status of establishments that were non-responding and reported closed, cannot be located, transferred, and out of scope. Telephone inquiry was extensively utilized to verify information from the establishment's contact person. The Internet was also used to obtain information on the contact address and to research for information on the status of the establishment.

Machine processing

Machine processing comprised of data entry, generation, and verification of structural and consistency edit, completeness check list, and summary file report. The PSOs were mainly responsible for data entry and validation, and encoding of updates while the CO for the analysis of completeness check and summary file reports, evaluation and analysis of data, and generation of statistical tables.

The EDMS, an online system designed and developed by the SDD staff was utilized to facilitate the processing of survey data from data entry up to the generation of statistical tables.

Imputation Procedure

Data of non-responding establishments were imputed manually based on the established imputation methods. Sources of information were from previous reports of the same establishment or report of other responding establishments with similar characteristics, financial statements filed at the Securities and Exchange Commission, and other establishment-based censuses and surveys.

Out of scope, duplicate, and closed establishments in the certainty stratum were not imputed.

Tabulation

Tabulation included generation and evaluation of preliminary and final statistical tables. The statistical tables were evaluated for internal and external consistency of data.

The statistical tables are presented at the national level for all employment sizes and establishments with TE of less than 20. For establishments with TE of 20 and over, the statistical tables were presented at the national and regional levels for all sectors. The statistical tables were further disaggregated by industry group and sub-class (3- and 5-digit PSIC levels).

The preliminary and final results of the survey were posted on the PSA website.

Table 13 shows the dates when the preliminary and final results by sector were posted on the website.

TABLE 13 Dates of Web Posting of 2017 ASPBI Preliminary and Final Results by Sector

Sector	Industry Description	Dates Posted at PSA Website	
		Preliminary Results	Final Results
A	Agriculture, Forestry and Fishing	29-Oct-19	05-Feb-20
B	Mining and Quarrying	31-Aug-19	30-Jan-20
C	Manufacturing	14-Nov-19	09-Mar-20
D	Electricity, Gas, Steam and Air Conditioning Supply	31-Aug-19	29-Nov-19
E	Water Supply, Sewerage, Waste Management and Remediation Activities	19-Jul-19	26-Feb-20
F	Construction	22-Oct-19	12-Feb-20
G	Wholesale and Retail Trade; Repair of Motor Vehicles and Motorcycles	17-Sep-19	27-Dec-19
H	Transportation and Storage	25-Jul-19	12-Oct-19
I	Accommodation and Food Service Activities	28-Jun-19	18-Sep-19
J	Information and Communication	18-Sep-19	12-Feb-20
K	Financial and Insurance Activities	10-Oct-19	02-Dec-19
L	Real Estate Activities	10-Jun-19	21-Nov-19
M	Professional, Scientific and Technical Services	5-Jul-19	05-Nov-19
N	Administrative and Support Service Activities	14-Oct-19	04-Dec-19
P	Education	28-Jun-19	12-Oct-19
Q	Human Health and Social Work Activities	20-Jun-19	12-Oct-19
R	Arts, Entertainment and Recreation	4-Jun-19	25-Sep-19
S	Other Service Activities	6-Aug-19	14-Oct-19
All Sectors	Economy wide	13-Feb-20	22-Apr-20

Statistical Disclosure Control

Section 26 of RA 10625 requires that data furnished by respondents be kept confidential. To avoid disclosure of information of individual establishment, statistical tables do not provide information for any sub-class wherein the number of establishments is less than three. Figures relating to such industries were either suppressed or combined with those of other related industries following the guidelines on statistical disclosure control of data for the establishments' survey.

Dissemination

Survey results were disseminated through Special Releases posted at the PSA website, data dissemination seminars, and electronic copy of publication reports.

Special Releases for the 18 sectors and economy-wide preliminary and final results were made available to the general public at the PSA website prior to the availability of the publications. Refer to Table 13 for the dates when the special releases were posted on the PSA website.

Table 14 shows the publication volumes by sector.

TABLE 14 Publication Volumes by Sector

Volume Number	Sector
I	Agriculture, Forestry and Fishing
II	Mining and Quarrying
III	Manufacturing
IV	Electricity, Gas, Steam and Air Conditioning Supply
V	Water Supply, Sewerage, Waste Management and Remediation Activities
VI	Construction
VII	Wholesale and Retail Trade; Repair of Motor Vehicles and Motorcycles
VIII	Transportation and Storage
IX	Accommodation and Food Service Activities
X	Information and Communication
XI	Financial and Insurance Activities
XII	Real Estate Activities
XIII	Professional, Scientific and Technical Services
XIV	Administrative and Support Service Activities
XV	Education

Continued

TABLE 14 -- Concluded

Volume Number	Sector
XVI	Human Health and Social Work Activities
XVII	Arts, Entertainment and Recreation
XVIII	Other Service Activities
XIX	Economy-Wide Results

RESPONSE RATE

The overall response rate at the national level was 88.9 percent.

Included are receipts of “good” questionnaires, partially accomplished questionnaires, consolidated reports, reports of closed, cannot be located, moved out or transferred, out of scope, refusals, duplicates, and referrals.

Table 15 shows the response rates by sector.

TABLE 15 Response Rates by Sector

Sector	Description	Number of Sample Establishments	Number of Responding Establishments	Response Rate (%)
	Philippines	31,371	27,880	88.9
A	Agriculture, Forestry and Fishing	1,171	1,054	90.0
B	Mining and Quarrying	280	242	86.4
C	Manufacturing	6,662	5,849	87.8
D	Electricity, Gas, Steam and Air Conditioning Supply	373	345	92.5
E	Water Supply, Sewerage, Waste Management and Remediation Activities	656	655	99.8
F	Construction	833	792	95.1
G	Wholesale and Retail Trade; Repair of Motor Vehicles and Motorcycles	7,092	6,286	88.6
H	Transportation and Storage	988	905	91.6
I	Accommodation and Food Service Activities	1,473	1,290	87.6
J	Information and Communication	3,896	3,528	90.6

Continued

TABLE 15 – Concluded

Sector	Description	Number of Sample Establishments	Number of Responding Establishments	Response Rate (%)
K	Financial and Insurance Activities	1,122	1,025	91.4
L	Real Estate Activities	352	271	77.0
M	Professional, Scientific and Technical Services	770	635	82.5
N	Administrative and Support Service Activities	2,386	2,048	85.8
P	Education	1,344	1,216	90.5
Q	Human Health and Social Work Activities	847	723	85.4
R	Arts, Entertainment and Recreation	387	340	87.9
S	Other Service Activities	739	676	91.5

The total sample establishments that responded to this survey totaled 27,880. Of this, 948 or 3.0 percent responded through the use of online 2017 ASPBI questionnaires via the PSA website.

Table 16 shows the breakdown of the number of questionnaires accomplished online by sector.

TABLE 16 Number of Questionnaires Accomplished Online by Sector

Sector	Number of Questionnaires	Percent to Total Samples	Sector	Number of Questionnaires	Percent to Total Samples
Total	948	3.0			
A	24	2.0	J	85	2.2
B	10	3.6	K	53	4.7
C	206	3.1	L	19	5.4
D	35	9.4	M	22	2.9
E	48	7.3	N	46	1.9
F	23	2.8	P	54	4.0
G	217	3.1	Q	31	3.7
H	26	2.6	R	9	2.3
I	25	1.7	S	15	2.0

CONCEPTS AND DEFINITIONS

Amortization refers to the deduction of capital expenses over a specific period, usually over the asset's life. More specifically, it measures the consumption of the value of intangible assets, such as a patent or copyright.

Book value is the initial value or acquisition cost of tangible and intangible fixed assets less accumulated depreciation, and amortization, respectively.

Capital participation refers to the claims of individuals, foreign and/or local investors against capital/equity.

Capital expenditures refer to the cost of acquisition of tangible fixed assets, intangible assets, and non-produced assets acquired in 2017 whether or not full payments have been made. Assets received from other establishments belonging to the same enterprise are valued as though purchased.

Cost of goods sold represents the total value of goods purchased for resale plus the beginning inventory of goods for resale less ending inventory of goods for resale.

Depreciation is the total amount set aside for the year to cover the decreases in the value of tangible fixed assets owned by the establishment because of foreseen obsolescence, wear and tear as a result of the operation and the normal amount of accidental damage.

E-commerce refers to the selling of products or services over electronic systems such as the Internet Protocol-based networks and other computer networks, Electronic Data Interchange (EDI) network, or other online systems.

Economic activity is the establishment's source of income. If the establishment is engaged in several activities, its main economic activity is that which earns the biggest income or revenue.

Expense refers to the cost incurred by the establishment during the year whether paid or payable. This is treated on a consumed basis. Valuation is at purchaser price including taxes and other charges, net of rebates, returns, and allowances. Goods and services received by the establishment from other establishments of the same enterprise are valued as though purchased.

Gross addition to tangible fixed assets is equal to capital expenditures less sale of fixed assets, including land.

Gross salaries and wages are payments in cash or in kind to all employees, prior to deductions for employee's contributions to SSS/GSIS, withholding tax, etc. Included are total basic pay, overtime pay, and other benefits.

Income or revenue includes cash received and receivables for goods/products and by-products sold and services rendered. Valuation is at producer prices (ex-establishment), net of discounts, and allowances, including duties and taxes but excluding subsidies.

Intangible assets are assets that are not physical in nature. Corporate intellectual property such as patents, trademarks, copyrights, and business methodologies; goodwill; and brand recognition are all common intangible assets. This type of asset also includes mineral exploration; computer software and databases; and entertainment, literary and artistic originals.

Intermediate expense refers to expenses incurred in the production of goods and industrial services such as raw materials, other materials and supplies purchased, fuels purchased, electricity and water purchased, and industrial services done by others plus beginning inventory of raw materials, other materials, and supplies and fuels less ending inventory of raw materials, other materials and supplies, and fuels.

Inventories refer to the stock of goods owned by and under the control of the establishment as of a fixed date, regardless of where the stocks are located. Valuation should be at current replacement cost in purchaser (market) prices. Replacement cost is the cost of an item in terms of its present price rather than its original cost.

Finished product inventory refers to the value of products produced by the establishment that is ready for sale/shipment as of a reference date. Valuation is at producer price.

Work-in-progress inventory refers to the value of products produced by the establishment that has not yet reached the final desired state and is not ready for sale or shipment. Valuation is at producer price.

Change in inventories is equivalent to the value of inventories at the end of the year less the value of inventories at the beginning of the year.

Losses and damages refer to the decrease in the book value of tangible fixed assets due to theft, a major catastrophe, and other accidental destructions.

Major alterations and improvements are done to increase the performance or capacity of existing tangible fixed assets or to significantly extend their previous expected service lives.

New tangible fixed assets refer to brand new fixed assets acquired during the year, including directly or newly imported tangible fixed assets.

Number of hours worked by production workers refers to the number of hours spent by production workers at work for the whole year of 2017.

Other taxes on production refer to taxes paid by the producer due to production. Includes business licenses, real estate tax, road tax, environmental tax, and other taxes except for income tax.

Sale of tangible fixed assets refers to the actual amount received/realized (**not** book value) from the sale of tangible fixed assets during the year including the value of tangible fixed assets transferred to other establishments of the same enterprise.

Subsidies refer to special grants received from the government in the form of financial assistance or tax exemption or tax privilege given by the government to aid and develop an industry.

Tangible fixed assets are physical assets expected to have productive lives of more than one year and intended for use and/or being used by the establishment. Include under tangible fixed assets are land, buildings, other structures and land improvements, transport equipment, machinery and other equipment, furniture, fixtures, and other fixed assets.

Tangible fixed assets produced on own account refer to the physical assets produced by the establishment for its own use. It is valued as the cost of all work put in place, including overhead.

Taxes on products refer to taxes paid on products by the producer or by the purchaser of the product. Taxes on products may refer to any of the following such as import tax, export tax, excise tax, value added tax, sales tax, gross receipts tax, and others.

Total employer's contribution to SSS/GSIS, ECC, etc refer to payments made by the employer on behalf of the employees. Examples are SSS, GSIS, Employees Compensation Commission (ECC), Philhealth, and PAG-IBIG.

Total employment is the number of persons who worked in or for the establishment as of 15 November 2017.

Paid employees are all persons working in the establishment and receiving pay, as well as those working away from the establishment paid by and under the control of the establishment. Included are all employees on sick leave, paid vacation, or holiday. Excluded are consultants, home workers, receiving pure commissions only, and workers on indefinite leave.

Unpaid workers are persons working for at least one-third of the working time normal to the establishment and do not receive regular pay.

Working owners are owners who are actively engaged in the management but do not receive regular pay, i.e. not included in the payrolls. Managers and directors of corporations working for pay are reported as managers.

R&D personnel refers to any and all persons employed directly under R&D as well as those providing direct services such as R&D managers, administrators, and clerical staff. R&D personnel are classified into three categories: researchers, technicians, and other personnel involved in R&D.

Production workers are workers directly engaged in the production process.

Used tangible fixed assets refer to those that have been used previously within the country.

Value added is gross output less intermediate input. *Gross output* for Transportation and Storage sector is the sum of income from service rendered, real estate sales less real estate sold, commissions and fees earned, income from renting and leasing services of real estate properties, income from non-industrial service done for others (less rent income from land), sales of goods (less cost of goods sold), grants and donations, other income, capital expenditures of fixed assets produced on own account and change in inventories. *Intermediate input* is the sum of the following expense items: materials and supplies purchased; fuels, lubricants, oils and greases purchased; electricity purchased, water purchased; industrial services done by others; non-industrial services done by others (less rent expense for land); goods purchased for resale; research and development expense; environmental protection expense; royalty fee; franchise fee; and other expense.

Kinds of Establishments

1. Agriculture Establishment Farm, plantation, hacienda, ranch, or company engaged in the production of agricultural crops, livestock, poultry and other animals including animal products; firm providing agricultural, animal husbandry and horticultural services.
2. Forestry Establishment Company engaged in logging operation; planting, replanting and conservation of forest; hunting, trapping and game propagation.
3. Fishing Establishment Firm or company engaged in ocean, coastal and inland fishing; operation of fish farm, fishpond, fish pen; pearl farm and other fishing activities.
4. Mining Establishment Mining camp engaged in the exploration, extraction, dressing and beneficiating operation of minerals such as coal and ores, crude petroleum and natural gas.
5. Quarrying Establishment Firm or company engaged in the extraction from the earth of building and monumental stone, clay, sand and gravel; guano gathering and salt evaporation.

-
- | | |
|---|---|
| 6. Manufacturing Establishment | Shop, factory, bakery, millwork, distillery, refinery, cannery, abattoir, brewery, foundry, tannery or plant engaged in manufacturing, processing, fabricating or finishing products, mechanically or manually, including the assembly of the component parts of manufactured products and the substantial alteration, reconstruction and repair of special types of goods. |
| 7. Electricity Establishment | Plant engaged in the generation, transmission, and/or distribution of electric energy for sale to users, or one, which produces electricity for its parent enterprise. |
| 8. Gas, Steam and Air Conditioning Supply Establishment | Plant engaged in the manufacture of gas, in gas works and the distribution of manufactured or natural gas through a system of mains to users: steam, air conditioning supply; production of ice. |
| 9. Construction Establishment | General contractor engaged in the construction, repair or demolition of buildings, highways, airports and other structures; land leveling; earth moving and land reclamation; specialty contractor engaged in specialized trade or craft like electrical installation, plumbing, painting, air conditioning, well drilling, installation of doors and windows and other work on component parts of the structure. |
| 10. Wholesale Trade and Commission Trade Establishment | Store, shop, office, bazaar, arcade or emporium engaged in (a) resale (sale without transformation) of new and used goods (in bulk) to retailers, industrial/commercial/institutional/professional users, or to other wholesalers and (b) trading on behalf and on the account of others. |
| 11. Retail Trade Establishment | Department store, hyper-mart, convenience store, variety store, shop, mart, bazaar, sari-sari store, pharmacy, supermarket, grocery, arcade or emporium engaged in the resale (sale without transformation) of new and used goods to the general public. |
| 12. Repair Service Establishment | Shop specializing in the repair of motor vehicles and motorcycles. |
| 13. Food and Drinks Service Establishment | Restaurant, bar, lounge, salon, parlor, kiosk, club, counter, café, canteen engaged in the sale of prepared food and drinks generally for consumption within the premises. |

-
- | | |
|--|---|
| 14. Accommodation Establishment | Hotel, motel, resort, inn, lodge, condotel, camp, dormitory or lodging house and other short-term accommodation engaged in the provision of lodging facilities, to the general public on lease, rental or fee basis. |
| 15. Transport Establishment | Bus line, airline, shipping line, agency, broker or transport operator engaged in providing (a) vehicles for the transport to passenger or freight through regular scheduled operation, charter, rental or fee basis, and (b) services incidental to transport such as maintenance and operation of piers, terminals, depots; pilotage, forwarding, packing and crating; parking lots, toll roads and bridges; cargo handling; postal and courier services. |
| 16. Storage and Warehousing Establishment | Brokerage, agency or office engaged in the operation of storage facilities and warehouse for hire by the general public for storage of such items as farm products, food, furniture, and other household goods, textiles and lumber; warehousing and support activities for transportation. |
| 17. Telecommunication Establishment | Station, office or agency engaged in the transmission of sound, images, data or other information via cables, broadcasting, relay, or satellite. |
| 18. Financial Establishment | Bank, savings and loan association, credit institution, pawnshop, financial institution, trust company, investment company, pawn broker, or institution engaged in accepting of deposits, granting loans and the investment of money; dealer, broker or office engaged in investment research and counseling, check cashing, stock quotation, foreign exchange dealing and other financial services. |
| 19. Insurance, Pre-Need Plan Companies and Pension Funding Establishment | Life insurance companies; non-life insurance for fire, marine, accident, health, title, financial obligation, casualty, fidelity and surety; agents and brokers servicing insurance carriers, consultant for policyholders; fund managers. |
| 20. Professional, Scientific and Technical Activities Establishment | Office, agency or firm engaged in (a) legal, accounting, bookkeeping; (b) scientific research and development; (c) advertising and market research, specialized design activities; (d) activities of head offices, management consultancy; (e) photographic activities; (f) architectural and engineering, technical testing and analysis, land surveying and weather forecasting and (g) veterinary services. |

-
- | | |
|---|---|
| 21. Real Estate Establishments | Realtor, developer, agency, broker, lessor or companies engaged in the operating, developing, subdividing, buying and selling of real estate including cemetery lots and columbary. |
| 22. Educational Service Establishment | School, college, university or seminary offering educational services. |
| 23. Administrative and Support Service Activities Establishment | Rental and leasing of machinery and equipment (motor vehicles, transport equipment, personal and household goods, recreational and sport goods, audio-video machines, tapes and records, computer and computer peripheral equipment and electrical appliances); labor recruitment and provision of personnel; travel agency, tour operator, reservation services; security and investigation agency; transcription activities (legal and medical); call centers; services to buildings; landscape and pest control activities; office administrative and other business activities. |
| 24. Human Health and Social Work Activities Establishment | A clinic, hospital, sanitarium, nursing home or a similar institution offering medical, dental and other health services; a home orphanage, society, center or agency engaged in providing social welfare services; residential care, social work activities without accommodation. |
| 25. Arts, Recreational and Cultural Service Establishment | Motion picture producer, booking agency, movie house, theater, radio and television station and studio, stage and opera company, band, orchestra, ticket agency, library, museum, dance hall, bowling alley, park, beach, swimming pool, sports club, gallery, skating rink race track or golf course engaged in providing entertainment, amusement and recreational services. |
| 26. Personal Service, Computer and Household Goods Repair Establishment | Shop specializing in the repair of consumer goods like footwear, luggage, handbags, gloves and other leather goods; repair of computers, communications equipment, consumer electronics, furniture, home and garden equipment, household appliances; laundry shop, barber shop, massage clinic, beauty parlor, funeral parlor, fortune telling shop, pet boarding, escort service and other personal and household goods engaged in rendering various specialized service to the general public |

Symbols and Abbreviations Used in Statistical Tables

s	suppressed data to avoid disclosure of individual establishment's data
}	combined data of two or more industries or regions
-	zero
()	negative value
n.e.c	not elsewhere classified

SECTION G - WHOLESALE AND RETAIL TRADE; REPAIR OF MOTOR VEHICLES AND MOTORCYCLES

Wholesale and Retail Trade; Repair of Motor Vehicles and Motorcycles includes wholesale and retail sale (i.e. sale without transformation) of any type of goods and the rendering services incidental to the sale of these goods. Wholesaling and retailing are the final steps in the distribution of goods. Goods bought and sold are also referred to as merchandise. Also included in this section is the repair of motor vehicles and motorcycles as defined in the 2009 Philippine Standard Industrial Classification (2009 PSIC).

There are 20 industry groups comprising wholesale and retail trade; repair of motor vehicles and motorcycles namely:

1. **Sale of motor vehicles (G451)** includes wholesale and retail sale of new and used vehicles (passenger motor vehicles). It also includes wholesale and retail sale of off-road motor vehicles (jeeps, etc).
2. **Maintenance and repair of motor vehicles (G452)** includes mechanical repairs, electrical repairs, bodywork repair, tire and tube repair (fitting or replacement), spraying and painting, washing, polishing, etc.; and repair of seats, screens and windows.
3. **Sale of motor vehicle parts and accessories (G453)** includes wholesale and retail sale of all kinds of parts, components, supplies, tools and accessories for motor vehicles, such as rubber tires and inner tubes for tires, spark plugs, batteries, lighting equipment and electrical parts.
4. **Sale, maintenance and repair of motorcycles and related parts and accessories (G454)** includes wholesale and retail sale of motorcycles, wholesale and retail sale of parts and accessories for motorcycles, and maintenance and repair of motorcycles.
5. **Wholesale on a fee or contract basis (G461)** includes activities of commission agents, commodity brokers and all other wholesalers who trade on behalf and on the accounts of others. Also included are activities of those involved in bringing sellers and buyers together or undertaking commercial transactions on behalf of a principal, including in the internet.
6. **Wholesale of agricultural raw materials and live animals (G462)** includes wholesale of grains and seeds, oleaginous fruits, unmanufactured tobacco, live animals, hides and skins, leather, agricultural material, waste, residues, and by-products used for animal feed.
7. **Wholesale of food, beverages and tobacco (G463)** includes wholesale of fruit and vegetables, dairy products, eggs and egg products, edible oils and fats of animal

or vegetable origin, meat and meat products, fishery products, sugar, chocolate and sugar confectionery, bakery products, beverages, coffee, tea, cocoa and spices, and tobacco products.

8. **Wholesale of household goods (G464)** includes the wholesale of households goods, including textiles, clothing and footwear, miscellaneous consumer goods, and other household goods.
9. **Wholesale of machinery, equipment and supplies (G465)** includes the wholesale of computers, telecommunications equipment, specialized machinery for all kinds of industries and general-purpose machinery.
10. **Other specialized wholesale (G466)** includes other specialized wholesale activities not classified in other groups of this division. This group includes the wholesale of intermediate products, except agricultural, typically not for household use.
11. **Non-specialized wholesale trade (G469)** includes wholesale of a variety of goods without any particular specialization.
12. **Retail sale in non-specialized stores (G471)** includes the retail sale of a variety of product lines in the same unit (non-specialized stores), such as supermarkets or department stores.
13. **Retail sale of food, beverages and tobacco in specialized stores (G472)** includes retail sale in stores specialized in selling food, beverage or tobacco products.
14. **Retail sale of automotive fuel in specialized stores (G473)** includes the retail sale of fuel for motor vehicles and motorcycles, including lubricating products and cooling products for motor vehicles
15. **Retail sale of information and communications equipment in specialized stores (G474)** includes the retail sale information and communications equipment, such as computers and peripheral equipment, telecommunications equipment and consumer electronics, by specialized stores.
16. **Retail sale of other household equipment in specialized stores (G475)** includes the retail sale of articles for lighting, household utensils and glassware, musical instruments, security systems, and other household articles and equipment, n.e.c.
17. **Retail sale of cultural and recreation goods in specialized stores (G476)** includes the retail sale in specialized stores of cultural and recreation goods, such as books, newspapers, music and video recordings, sporting equipment, games and toys.

18. **Retail sale of other goods in specialized stores (G477)** includes the sale in specialized stores carrying a particular line of products not included in other parts of the classification, such as clothing, footwear and leather articles, pharmaceutical and medical goods, watches, souvenirs, cleaning materials, weapons, flowers and pets and others. Also included is the retail sale of used goods in specialized stores.
19. **Retail sale via stalls and markets (G478)** includes the retail sale of any kind of new or second hand product in a usually movable stall either along a public road or at a fixed marketplace. *It is out of scope in the survey for it does not meet the definition of establishment.*
20. **Retail trade not in stores, stalls or markets (G479)** includes retail sale activities by mail order houses, over the internet, through door-to-door sales, vending machines, etc.

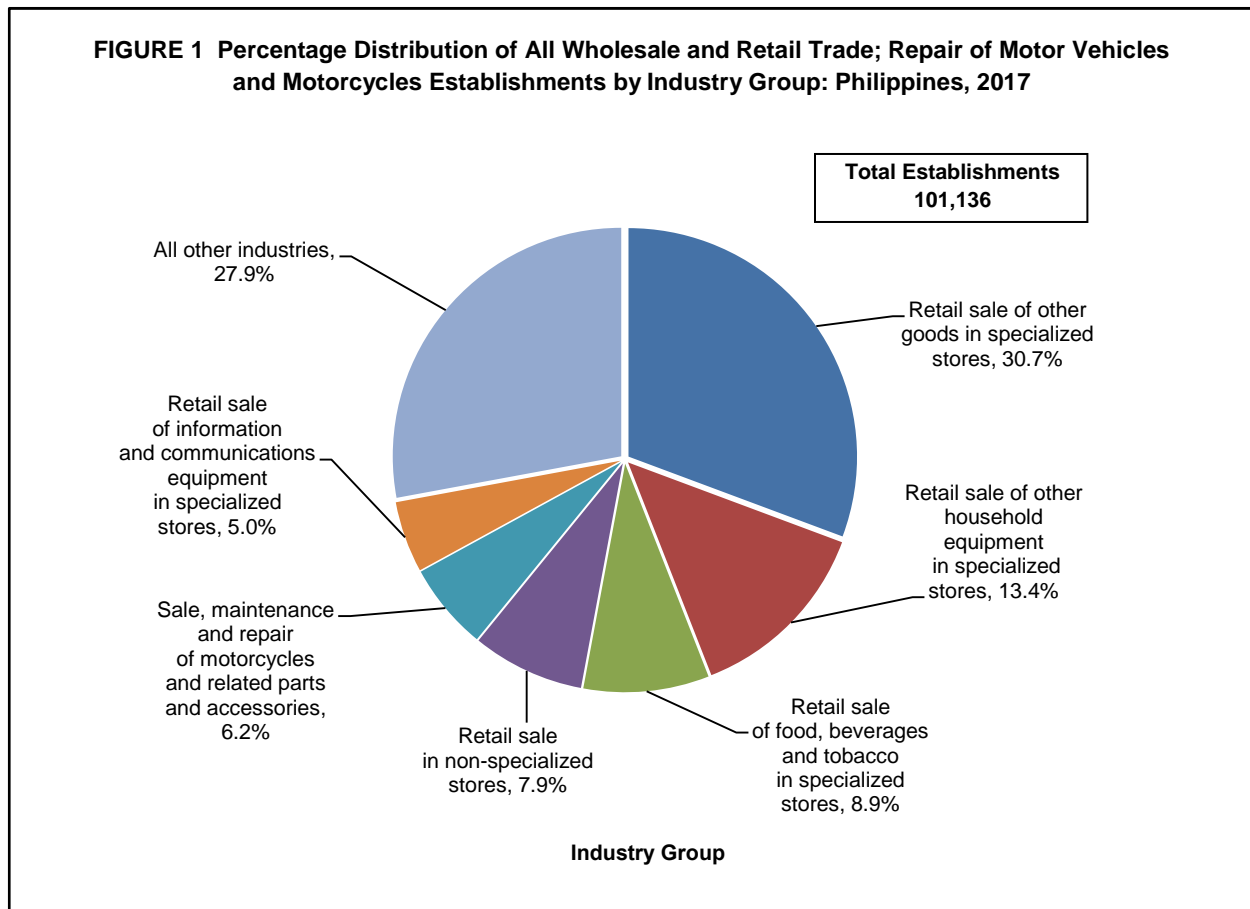
Brief Analysis

Number of Establishments

The final results of the Annual Survey of Philippine Business and Industry (ASPBI) showed that a total of 101,136 establishments were engaged in wholesale and retail trade; repair of motor vehicles and motorcycles in 2017 (Table 1).

Among the industry groups, retail sale of other goods in specialized stores reported the highest share of 30.7 percent to total number of establishments for the sector. This was followed by retail sale of other household equipment in specialized stores with 13.4 percent. Retail sale of food, beverages and tobacco in specialized stores came in third with 8.9 percent (Table 1).

Figure 1 presents the percentage distribution of the number of establishments for all establishments of the sector by industry group in 2017.



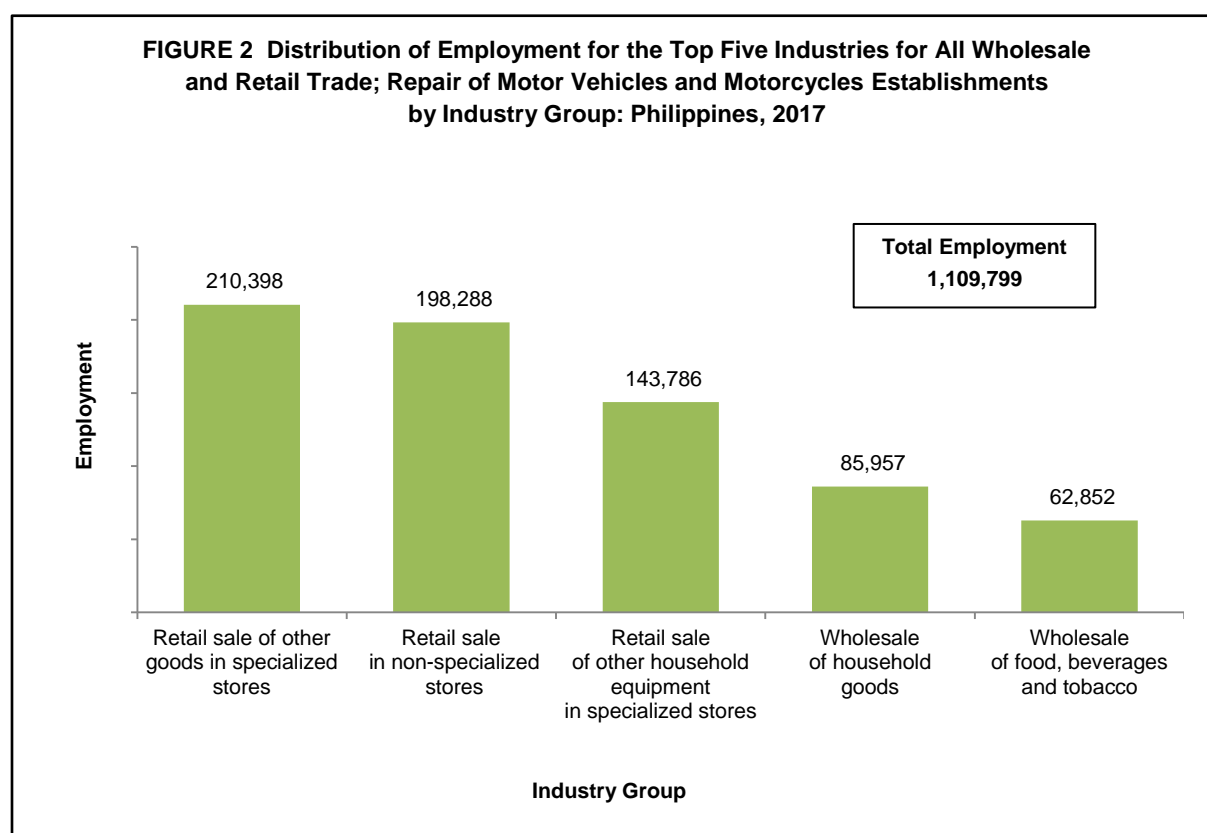
Employment

Of the total employment, 98.1 percent were paid employees and the rest were working owners and unpaid workers (Table 1).

The top three industry groups of the sector provided employment to almost half of the total workforce of the sector at 49.9 percent. These were the following:

- Retail sale of other goods in specialized stores, 19.0%
- Retail sale in non-specialized stores, 17.9%
- Retail sale of other household equipment in specialized stores, 13.0% (Table 1).

Figure 2 shows the distribution of employment for all establishments of the sector by industry group in 2017.



The average number of workers per establishment for the sector was posted at 11, higher by 10.0 percent from the previous year's record of 10 workers per establishment. Sale of motor

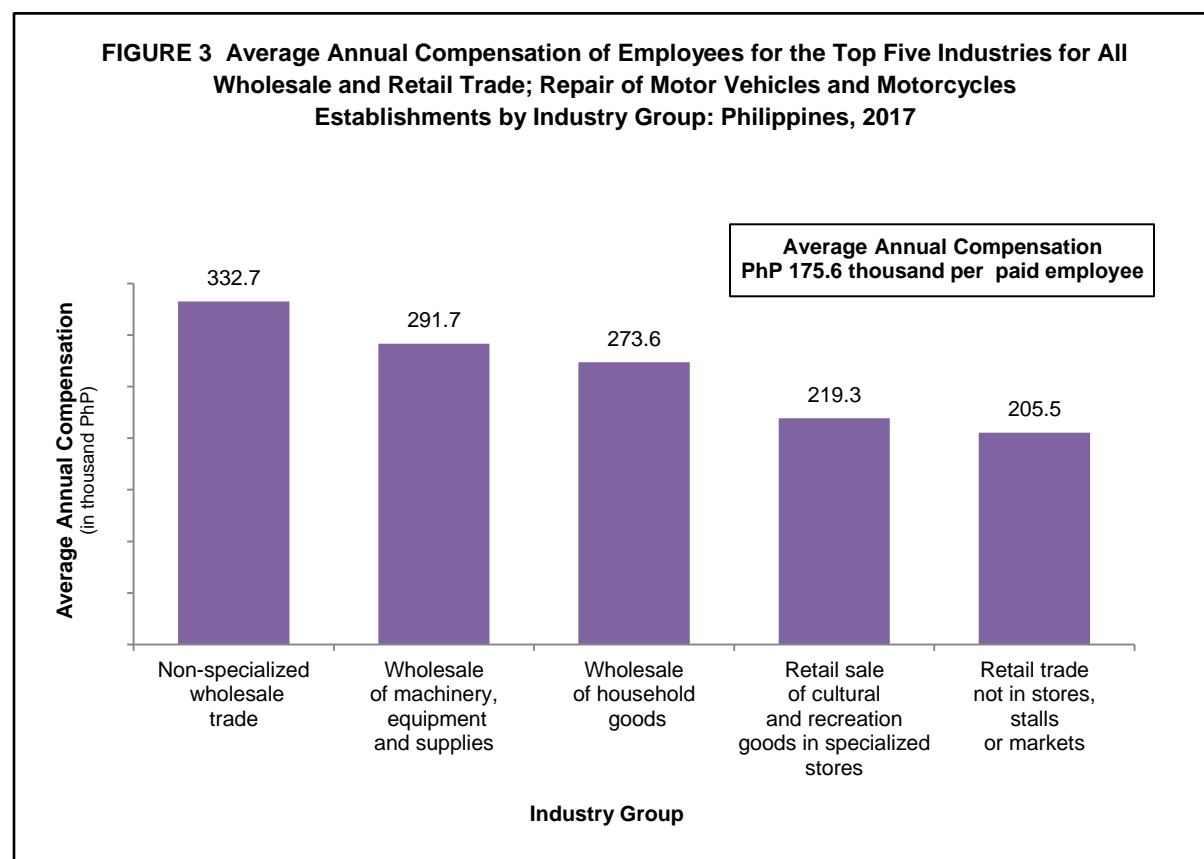
vehicles had the highest average of 33 workers per establishment while retail sale of food, beverages and tobacco in specialized stores had the lowest average of six workers per establishment (Table 1).

Compensation

The total compensation paid by the sector to its employees reached PhP 191.2 billion in 2017, which translates to an average annual compensation of PhP 175.6 thousand per paid employee (Table 1 & Table A).

Employees of non-specialized wholesale trade recorded the highest average annual compensation of PhP 332.7 thousand per paid worker. On the other hand, employees of wholesale of agricultural raw materials and live animals received the lowest average annual compensation of PhP 113.4 thousand per paid employee (Table A).

Figure 3 shows the average annual compensation of employees for the top five industries of the sector by industry group in 2017.



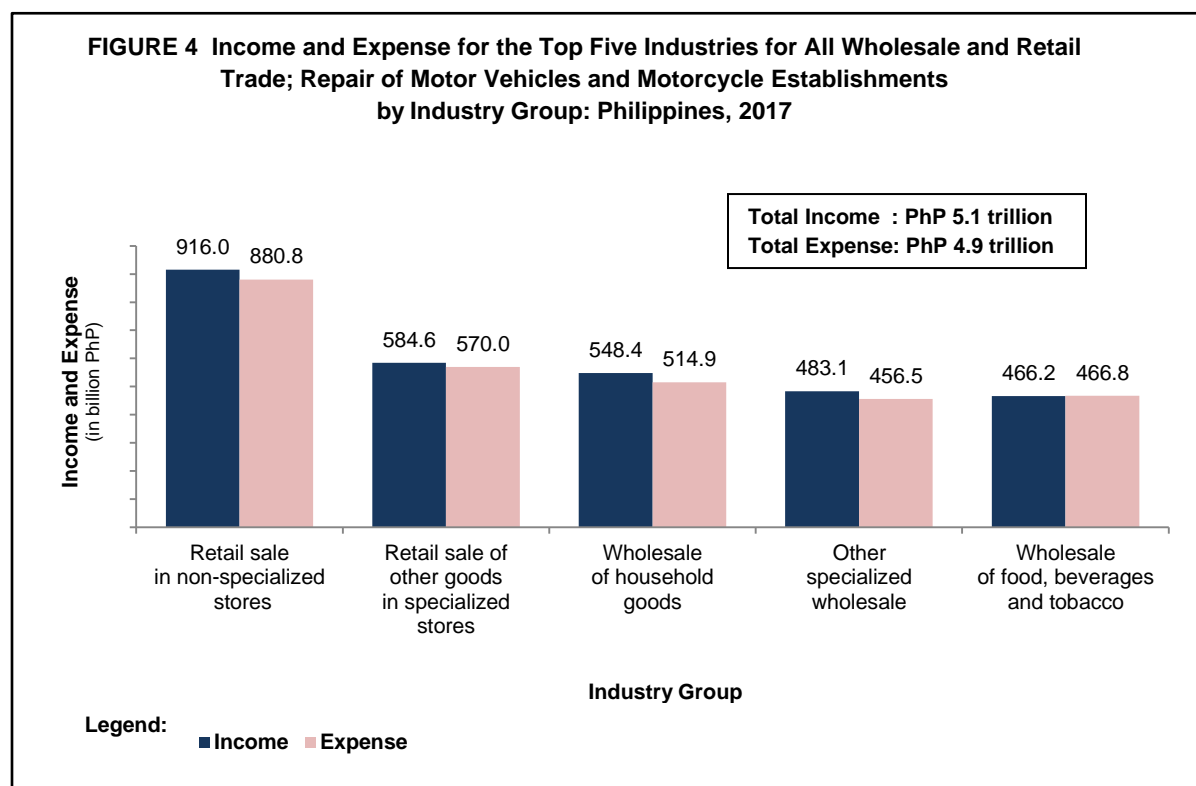
Income and Expense

The sector generated a total income of PhP 5.1 trillion and incurred a total expense of PhP 4.9 trillion in 2017. The top three industry groups in terms of income and expense for the sector were as follows:

- Retail sale in non-specialized stores with income of PhP 916.0 billion (18.0%) and expense of PhP 880.8 billion (18.1%)
- Retail sale of other goods in specialized stores with PhP 584.6 billion (11.5%) income and an expense of PhP 570.0 billion (11.7%)
- Wholesale of household goods with PhP 548.4 billion income (10.8%) and PhP 514.9 billion expense (10.6%) (Table 1).

On the other hand, non-specialized wholesale trade had the lowest income of PhP 5.5 billion (0.1%) and lowest expense of PhP 5.2 billion (0.1%) (Table 1).

Figure 4 shows the top five industry groups in terms of income and expense for all establishments of the sector by industry group in 2017.



Income – Expense Ratio

An income per peso expense of 1.05 in 2017 was generated by the sector which was the same as the previous year's income per peso expense (Table A).

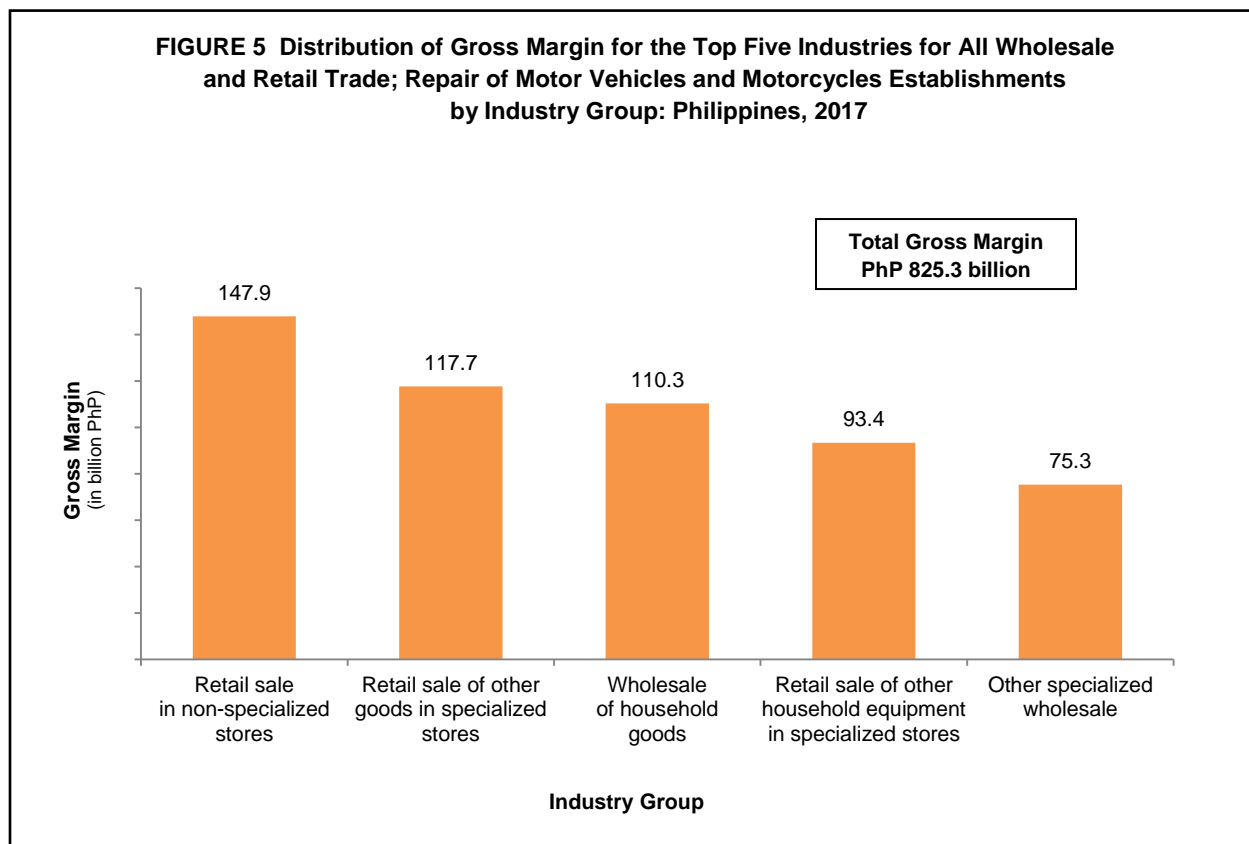
Among the industries, maintenance and repair of motor vehicles recorded the highest income per peso expense of 1.22. This was followed by sale, maintenance and repair of motorcycles and related parts and accessories with income per peso expense of 1.11 (Table A).

Gross Margin

The gross margin generated by the sector amounted to PhP 825.3 billion in 2017. The top three industry groups that contributed 45.6 percent to the total gross margin of the sector were the following:

- Retail sale in non-specialized stores, 17.9%
- Retail sale of other goods in specialized stores, 14.3%
- Wholesale of household goods, 13.4% (Table 1).

Figure 5 shows the distribution of gross margin for the top five industries for all establishments of the sector by industry group in 2017.



Value Added

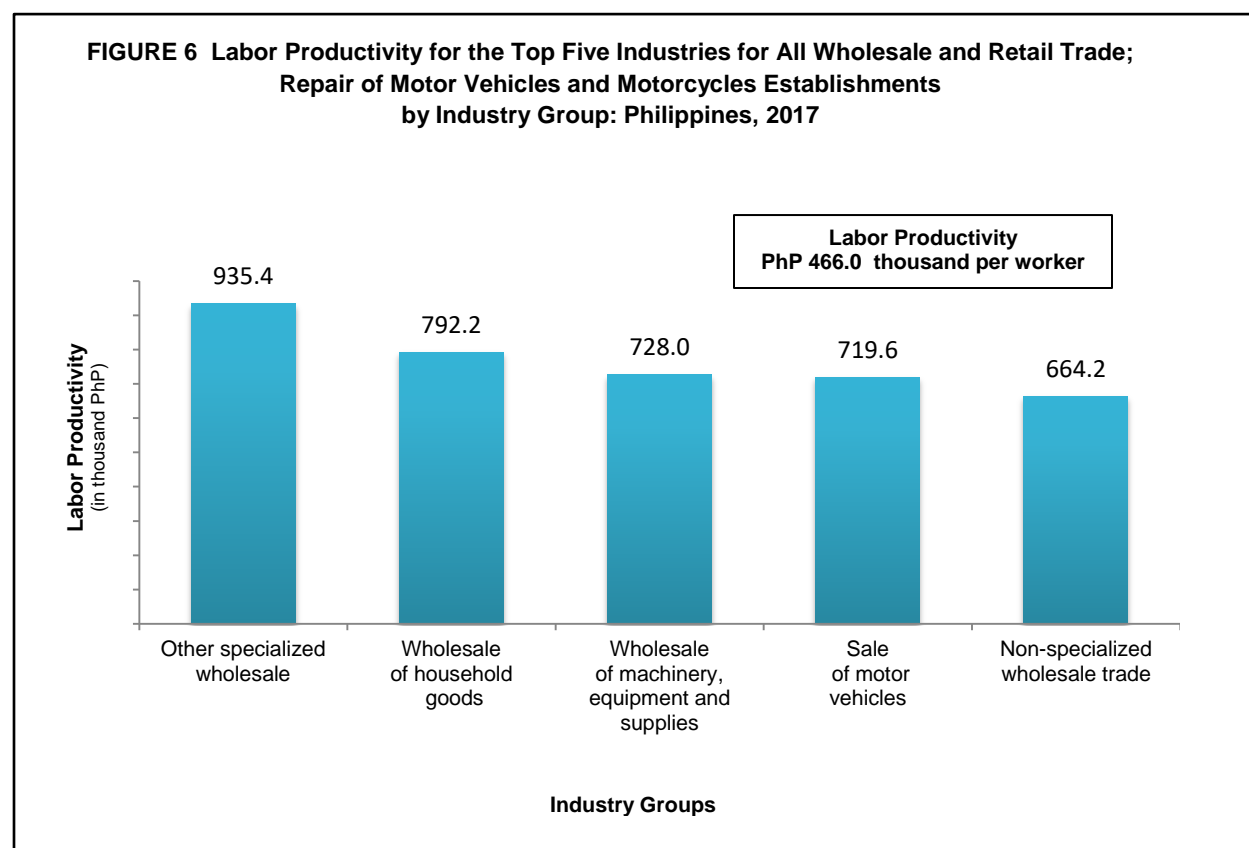
The total value added generated by all establishments of the sector in 2017 was estimated at PhP 517.3 billion (Table 1).

By industry group, retail sale in non-specialized stores recorded the highest value added of PhP 84.1 billion (16.3%) while non-specialized wholesale generated the lowest, PhP 745.2 million (0.1%) (Table 1).

Labor productivity, which is the ratio of value added to total employment, was recorded at PhP 466.0 thousand per worker. This represents an increase of 21.7 percent compared with the PhP 383.0 thousand labor productivity in 2016 (Table A).

Among the industry groups, other specialized wholesale recorded the highest labor productivity of PhP 935.4 thousand per worker while retail sale of food, beverages and tobacco in specialized stores generated the lowest at PhP 253.5 thousand per worker (Table A).

Figure 6 shows the distribution of labor productivity for the five leading industries for all establishments of the sector by industry group in 2017.



Gross Additions to Tangible Fixed Assets

The sector acquired a total gross additions to tangible fixed assets (capital expenditures less sale of fixed assets) in 2017 of PhP 45.6 billion (Table 1).

Among the industry groups, retail sale in non-specialized stores acquired the highest gross additions to tangible fixed assets at 19.3 percent while non-specialized wholesale trade had the least at 0.003 percent (Table 1).

Change in Inventories

Total change in inventories was computed as ending less beginning inventory for the sector amounted to PhP 53.1 billion in 2017. Compared with the total change in inventories of PhP 39.6 billion in 2016, this figure increased by 34.2 percent (Table 1).

The industry groups with the highest change in inventories were the following:

- Retail sale of automotive fuel in specialized stores, 37.1%
- Other specialized wholesale, 25.7%
- Wholesale of household goods, 25.3% (Table 1).

Subsidies

Subsidies are special grants received from the government in the form of financial assistance or tax exemption or tax privilege to aid and develop an industry. Total subsidies received from the government in 2017 amounted to PhP 9.6 billion (Table 1).

In 2017, only two industry groups were provided with subsidies. These were wholesale of food, beverages and tobacco; and wholesale of agricultural raw materials and live animals with PhP 8.2 billion and PhP 1.4 billion subsidies, respectively (Table 1).

E-commerce

Sales from e-commerce transactions recorded for the sector in 2017 amounted to PhP 5.7 billion (Table 1).

Among the industry groups, only four had e-commerce sales of more than a hundred million pesos, namely:

- Retail trade not in stores, stalls or markets, PhP 4.4 billion,
- Retail sale of other household equipment in specialized stores, PhP 652.1 million,
- Wholesale of machinery, equipment and supplies, PhP 343.4 million,
- Retail sale in non-specialized stores, PhP 174.2 million (Table 1).

**TABLE A Summary Statistics for All Wholesale and Retail Trade; Repair of Motor Vehicles and Motorcycles Establishments
by Industry Group: Philippines, 2017**

2009 PSIC Code	Industry Description	Employment per Establishments	Average Annual Compensation (PhP)	Income per Expense (Including compensation)	Labor Productivity (PhP)
		(1)	(2)	(3)	(4)
	Wholesale and Retail Trade; Repair of Motor Vehicles and Motorcycles	11	175,628	1.05	466,090
G451	Sale of motor vehicles	33	200,880	1.04	719,619
G452	Maintenance and repair of motor vehicles	7	115,875	1.22	375,005
G453	Sale of motor vehicle parts and accessories	8	149,521	1.04	295,062
G454	Sale, maintenance and repair of motorcycles and related parts and accessories	8	142,330	1.11	519,143
G461	Wholesale on a fee or contract basis	14	181,642	1.08	469,176
G462	Wholesale of agricultural raw materials and live animals	10	113,407	1.04	394,148
G463	Wholesale of food, beverages and tobacco	22	199,358	1.00	442,833
G464	Wholesale of household goods	22	273,641	1.07	792,173
G465	Wholesale of machinery, equipment and supplies	23	291,682	1.06	727,989
G466	Other specialized wholesale	16	196,397	1.06	935,410
G469	Non-specialized wholesale trade	17	332,724	1.06	664,201
G471	Retail sale in non-specialized stores	25	156,337	1.04	424,370
G472	Retail sale of food, beverages and tobacco in specialized stores	6	130,218	1.04	253,463
G473	Retail sale of automotive fuel in specialized stores	11	118,161	1.04	507,717
G474	Retail sale of information and communications equipment in specialized stores	7	155,905	1.04	347,784
G475	Retail sale of other household equipment in specialized stores	11	138,164	1.08	399,497
G476	Retail sale of cultural and recreation goods in specialized stores	8	219,303	1.06	448,398
G477	Retail sale of other goods in specialized stores	7	176,934	1.03	293,123
G479	Retail trade not in stores, stalls or markets	7	205,543	1.00	293,784

Statistical Tables

for

All Employment Sizes

National Tables

**TABLE 1 Summary Statistics for All Wholesale and Retail Trade; Repair of Motor Vehicles and Motorcycles Establishments
by Industry Group: Philippines, 2017**

(Values are in thousand pesos, except number of establishments and employment. Details may not add up to total due to rounding and/or statistical disclosure control.)

2009 PSIC Code	Industry Description	Number of Establishments	Employment		Total Income	Expense		
			Total	Paid Workers		Total	Compensation	Other Expense
		(1)	(2)	(3)	(4)	(5)	(6)	(7)
G	Wholesale and Retail Trade; Repair of Motor Vehicles and Motorcycles	101,136	1,109,799	1,088,731	5,085,630,021	4,864,967,463	191,211,488	4,673,755,975
G451	Sale of motor vehicles	1,060	35,463	35,395	376,925,660	363,696,981	7,110,137	356,586,844
G452	Maintenance and repair of motor vehicles	2,020	15,015	13,514	17,772,581	14,584,101	1,565,940	13,018,161
G453	Sale of motor vehicle parts and accessories	3,340	27,630	26,852	65,644,041	62,977,496	4,014,944	58,962,552
G454	Sale, maintenance and repair of motorcycles and related parts and accessories	6,222	50,777	50,774	158,148,786	142,073,149	7,226,677	134,846,471
G461	Wholesale on a fee or contract basis	344	4,872	4,850	14,789,536	13,754,557	880,964	12,873,593
G462	Wholesale of agricultural raw materials and live animals	1,850	18,326	17,438	61,758,744	59,603,881	1,977,598	57,626,282
G463	Wholesale of food, beverages and tobacco	2,809	62,852	62,476	466,222,330	466,778,365	12,455,082	454,323,284
G464	Wholesale of household goods	3,934	85,957	85,674	548,410,123	514,932,333	23,443,923	491,488,409
G465	Wholesale of machinery, equipment and supplies	2,054	46,768	46,364	262,083,755	248,288,736	13,523,534	234,765,202
G466	Other specialized wholesale	3,205	52,372	51,866	483,076,857	456,478,262	10,186,334	446,291,928
G469	Non-specialized wholesale trade	67	1,122	1,106	5,491,115	5,170,285	367,993	4,802,292
G471	Retail sale in non-specialized stores	8,030	198,288	193,861	915,948,481	880,832,993	30,307,621	850,525,372
G472	Retail sale of food, beverages and tobacco in specialized stores	8,974	49,798	48,878	116,110,294	112,134,369	6,364,802	105,769,566
G473	Retail sale of automotive fuel in specialized stores	4,311	45,642	45,055	335,629,714	323,933,279	5,323,742	318,609,537
G474	Retail sale of information and communications equipment in specialized stores	5,099	34,444	33,848	132,501,204	127,147,545	5,277,071	121,870,473
G475	Retail sale of other household equipment in specialized stores	13,511	143,786	140,998	458,325,298	424,632,427	19,480,896	405,151,531
G476	Retail sale of cultural and recreation goods in specialized stores	2,924	23,454	22,825	72,985,445	68,785,593	5,005,588	63,780,005
G477	Retail sale of other goods in specialized stores	30,999	210,398	204,118	584,632,158	570,026,178	36,115,514	533,910,664
G479	Retail trade not in stores, stalls or markets	383	2,837	2,837	9,173,896	9,136,934	583,125	8,553,809

Continued

TABLE 1 --Concluded

2009 PSIC Code	Industry Description	Gross Margin	Value Added	Gross Additions to Tangible Fixed Assets	Change in Inventories	Subsidies	Sales from E-commerce Transactions
		(8)	(9)	(10)	(11)	(12)	(13)
G	Wholesale and Retail Trade; Repair of Motor Vehicles and Motorcycles	825,347,934	517,265,949	45,614,707	53,095,389	9,575,492	5,679,892
G451	Sale of motor vehicles	26,661,470	25,519,865	2,046,620	7,717,818	-	-
G452	Maintenance and repair of motor vehicles	845,899	5,630,696	27,869	(370,281)	-	-
G453	Sale of motor vehicle parts and accessories	10,591,736	8,152,566	286,267	485,518	-	-
G454	Sale, maintenance and repair of motorcycles and related parts and accessories	33,740,161	26,360,513	407,439	8,431,734	-	-
G461	Wholesale on a fee or contract basis	31,904	2,285,826	103,210	9,742	-	-
G462	Wholesale of agricultural raw materials and live animals	10,266,596	7,223,165	282,821	(510,708)	1,408,657	-
G463	Wholesale of food, beverages and tobacco	48,619,955	27,832,949	2,294,217	(13,243,237)	8,166,835	-
G464	Wholesale of household goods	110,344,859	68,092,840	3,245,687	13,447,706	-	83,421
G465	Wholesale of machinery, equipment and supplies	45,776,509	34,046,572	3,758,822	4,831,513	-	343,413
G466	Other specialized wholesale	75,270,599	48,989,293	6,843,779	13,660,674	-	-
G469	Non-specialized wholesale trade	1,155,959	745,233	1,565	137,979	-	-
G471	Retail sale in non-specialized stores	147,872,603	84,147,466	8,787,574	581,375	-	174,163
G472	Retail sale of food, beverages and tobacco in specialized stores	24,697,794	12,621,930	389,354	569,948	-	24,566
G473	Retail sale of automotive fuel in specialized stores	35,526,686	23,173,223	6,547,376	19,720,991	-	-
G474	Retail sale of information and communications equipment in specialized stores	21,241,516	11,979,058	353,732	2,510,857	-	137
G475	Retail sale of other household equipment in specialized stores	93,384,221	57,442,029	6,929,878	2,692,330	-	652,118
G476	Retail sale of cultural and recreation goods in specialized stores	18,635,114	10,516,716	315,353	(3,089,934)	-	-
G477	Retail sale of other goods in specialized stores	117,749,631	61,672,544	2,887,392	(4,721,873)	-	-
G479	Retail trade not in stores, stalls or markets	2,934,720	833,466	105,751	233,238	-	4,402,075

TABLE 2 Number of Establishments and Employment by Type and Sex for All Wholesale and Retail Trade; Repair of Motor Vehicles and Motorcycles
Establishments by Industry Group: Philippines, 2017

(Details may not add-up to total due to rounding and/or statistical disclosure control)

2009 PSIC Code	Industry Description	Number of Establishments	Employment as of 15 November					
			Total		Paid		Unpaid	
			Male	Female	Male	Female	Male	Female
		(1)	(2)	(3)	(4)	(5)	(6)	(7)
G	Wholesale and Retail Trade; Repair of Motor Vehicles and Motorcycles	101,136	585,994	523,805	575,903	512,828	10,091	10,977
G451	Sale of motor vehicles	1,060	22,613	12,850	22,574	12,821	39	28
G452	Maintenance and repair of motor vehicles	2,020	10,522	4,493	9,556	3,958	966	535
G453	Sale of motor vehicle parts and accessories	3,340	18,882	8,748	18,379	8,474	503	275
G454	Sale, maintenance and repair of motorcycles and related parts and accessories	6,222	33,637	17,140	33,636	17,138	1	1
G461	Wholesale on a fee or contract basis	344	2,881	1,990	2,870	1,980	10	10
G462	Wholesale of agricultural raw materials and live animals	1,850	12,318	6,007	11,928	5,510	391	497
G463	Wholesale of food, beverages and tobacco	2,809	40,858	21,993	40,716	21,759	142	234
G464	Wholesale of household goods	3,934	47,497	38,460	47,376	38,298	121	162
G465	Wholesale of machinery, equipment and supplies	2,054	30,232	16,536	29,971	16,393	261	143
G466	Other specialized wholesale	3,205	34,728	17,644	34,438	17,428	290	216
G469	Non-specialized wholesale trade	67	592	530	576	530	16	-
G471	Retail sale in non-specialized stores	8,030	84,879	113,409	82,672	111,188	2,207	2,220
G472	Retail sale of food, beverages and tobacco in specialized stores	8,974	27,428	22,370	26,963	21,915	465	455
G473	Retail sale of automotive fuel in specialized stores	4,311	29,865	15,778	29,437	15,618	427	159
G474	Retail sale of information and communications equipment in specialized stores	5,099	17,739	16,704	17,196	16,652	543	52
G475	Retail sale of other household equipment in specialized stores	13,511	86,281	57,505	84,671	56,328	1,611	1,177
G476	Retail sale of cultural and recreation goods in specialized stores	2,924	9,474	13,980	9,248	13,577	226	403
G477	Retail sale of other goods in specialized stores	30,999	73,984	136,413	72,112	132,005	1,872	4,408
G479	Retail trade not in stores, stalls or markets	383	1,583	1,254	1,583	1,254	-	-

TABLE 2.1 Number of Establishments and Research and Development (R&D) Personnel by Sex for All Wholesale and Retail Trade; Repair of Motor Vehicles and Motorcycles Establishments by Industry Group: Philippines, 2017

(Details may not add-up to total due to rounding and/or statistical disclosure control)

2009 PSIC Code	Industry Description	Number of Establishments	R & D Personnel as of 15 November		
			Total	Male	Female
		(1)	(2)	(3)	(4)
G	Wholesale and Retail Trade; Repair of Motor Vehicles and Motorcycles	101,136	477	286	191
G451	Sale of motor vehicles	1,060	3	1	2
G452	Maintenance and repair of motor vehicles	2,020	251	126	126
G453	Sale of motor vehicle parts and accessories	3,340	1	1	-
G454	Sale, maintenance and repair of motorcycles and related parts and accessories	6,222	-	-	-
G461	Wholesale on a fee or contract basis	344	7	7	-
G462	Wholesale of agricultural raw materials and live animals	1,850	52	32	20
G463	Wholesale of food, beverages and tobacco	2,809	6	4	1
G464	Wholesale of household goods	3,934	37	22	15
G465	Wholesale of machinery, equipment and supplies	2,054	22	15	7
G466	Other specialized wholesale	3,205	63	62	1
G469	Non-specialized wholesale trade	67	4	-	4
G471	Retail sale in non-specialized stores	8,030	8	7	1
G472	Retail sale of food, beverages and tobacco in specialized stores	8,974	5	-	5
G473	Retail sale of automotive fuel in specialized stores	4,311	2	1	1
G474	Retail sale of information and communications equipment in specialized stores	5,099	-	-	-
G475	Retail sale of other household equipment in specialized stores	13,511	10	6	4
G476	Retail sale of cultural and recreation goods in specialized stores	2,924	3	-	3
G477	Retail sale of other goods in specialized stores	30,999	3	1	2
G479	Retail trade not in stores, stalls or markets	383	-	-	-

TABLE 3 Number of Establishments and Compensation of Employees by Type for All Wholesale and Retail Trade; Repair of Motor Vehicles and Motorcycles Establishments by Industry Group: Philippines, 2017

(Values are in thousand pesos, except number of establishments. Details may not add-up to total due to rounding and/or statistical disclosure control.)

2009 PSIC Code	Industry Description	Number of Establishments	Compensation			
			Total	Gross Salaries and Wages	Separation/ Retirement/ Terminal Pay, Gratuities, etc.	Employer's contribution to SSS/GSIS, ECC,etc.
		(1)	(2)	(3)	(4)	(5)
G	Wholesale and Retail Trade; Repair of Motor Vehicles and Motorcycles	101,136	191,211,488	171,831,164	6,234,469	13,145,855
G451	Sale of motor vehicles	1,060	7,110,137	6,363,391	266,779	479,968
G452	Maintenance and repair of motor vehicles	2,020	1,565,940	1,463,488	5,559	96,893
G453	Sale of motor vehicle parts and accessories	3,340	4,014,944	3,711,346	37,103	266,495
G454	Sale, maintenance and repair of motorcycles and related parts and accessories	6,222	7,226,677	6,624,638	107,096	494,943
G461	Wholesale on a fee or contract basis	344	880,964	820,569	10,474	49,921
G462	Wholesale of agricultural raw materials and live animals	1,850	1,977,598	1,777,993	65,056	134,549
G463	Wholesale of food, beverages and tobacco	2,809	12,455,082	10,882,700	655,298	917,083
G464	Wholesale of household goods	3,934	23,443,923	20,649,456	1,446,968	1,347,499
G465	Wholesale of machinery, equipment and supplies	2,054	13,523,534	12,027,440	740,824	755,270
G466	Other specialized wholesale	3,205	10,186,334	9,368,589	229,191	588,554
G469	Non-specialized wholesale trade	67	367,993	314,345	27,060	26,588
G471	Retail sale in non-specialized stores	8,030	30,307,621	27,154,085	702,187	2,451,349
G472	Retail sale of food, beverages and tobacco in specialized stores	8,974	6,364,802	5,356,379	681,263	327,161
G473	Retail sale of automotive fuel in specialized stores	4,311	5,323,742	4,891,247	91,677	340,818
G474	Retail sale of information and communications equipment in specialized stores	5,099	5,277,071	4,866,129	60,926	350,017
G475	Retail sale of other household equipment in specialized stores	13,511	19,480,896	17,663,793	420,643	1,396,460
G476	Retail sale of cultural and recreation goods in specialized stores	2,924	5,005,588	4,644,481	72,624	288,483
G477	Retail sale of other goods in specialized stores	30,999	36,115,514	32,711,662	602,140	2,801,712
G479	Retail trade not in stores, stalls or markets	383	583,125	539,432	11,602	32,091

TABLE 4 Number of Establishments and Income by Type for All Wholesale and Retail Trade; Repair of Motor Vehicles and Motorcycles Establishments by Industry Group: Philippines, 2017

(Values are in thousand pesos, except number of establishments. Details may not add-up to total due to rounding and/or statistical disclosure control.)

2009 PSIC Code	Industry Description	Number of Establishments	Income				
			Total	Sale of Goods	Commissions and Fees Earned	Maintenance and Repair of Motor Vehicles and Motorcycles	Service and Installation Work of Goods Sold
		(1)	(2)	(3)	(4)	(5)	(6)
G	Wholesale and Retail Trade; Repair of Motor Vehicles and Motorcycles	101,136	5,085,630,021	4,951,473,681	26,446,015	24,618,001	15,770,932
G451	Sale of motor vehicles	1,060	376,925,660	363,703,932	1,376,489	6,746,770	932,437
G452	Maintenance and repair of motor vehicles	2,020	17,772,581	2,063,389	61,673	15,449,470	102,720
G453	Sale of motor vehicle parts and accessories	3,340	65,644,041	63,635,358	664,129	744,923	275,621
G454	Sale, maintenance and repair of motorcycles and related parts and accessories	6,222	158,148,786	155,545,342	335,842	483,628	6,671
G461	Wholesale on a fee or contract basis	344	14,789,536	373,876	14,215,033	-	87,751
G462	Wholesale of agricultural raw materials and live animals	1,850	61,758,744	61,181,541	173,763	1,941	1,394
G463	Wholesale of food, beverages and tobacco	2,809	466,222,330	461,258,683	555,725	139,015	25,656
G464	Wholesale of household goods	3,934	548,410,123	539,558,072	1,103,406	9,648	3,147,814
G465	Wholesale of machinery, equipment and supplies	2,054	262,083,755	250,680,704	1,779,378	265,300	5,871,893
G466	Other specialized wholesale	3,205	483,076,857	477,503,301	552,721	50,994	1,182,649
G469	Non-specialized wholesale trade	67	5,491,115	5,479,934	-	-	-
G471	Retail sale in non-specialized stores	8,030	915,948,481	890,671,241	1,898,168	357,091	1,393,733
G472	Retail sale of food, beverages and tobacco in specialized stores	8,974	116,110,294	114,585,182	895,120	1,203	2,100
G473	Retail sale of automotive fuel in specialized stores	4,311	335,629,714	333,599,629	566,860	27,542	86,545
G474	Retail sale of information and communications equipment in specialized stores	5,099	132,501,204	130,645,160	30,232	621	202,190
G475	Retail sale of other household equipment in specialized stores	13,511	458,325,298	446,280,410	389,807	184,499	1,413,647
G476	Retail sale of cultural and recreation goods in specialized stores	2,924	72,985,445	71,216,346	746,785	21,835	24,694
G477	Retail sale of other goods in specialized stores	30,999	584,632,158	574,534,695	1,070,444	133,473	1,013,323
G479	Retail trade not in stores, stalls or markets	383	9,173,896	8,956,887	30,437	48	94

Continued

TABLE 4 --Concluded

2009 PSIC Code	Industry Description	Income						
		Non-Industrial Service Done for Others	Delivery Charges Separately Invoiced	Interest Income	Dividend Income	Royalty Income	Franchise Income	Other Income
		(7)	(8)	(9)	(10)	(11)	(12)	(13)
G	Wholesale and Retail Trade; Repair of Motor Vehicles and Motorcycles	27,541,596	891,126	7,099,618	4,293,386	107,376	4,257,253	23,131,038
G451	Sale of motor vehicles	712,113	52,145	180,344	22,938	-	137,597	3,060,895
G452	Maintenance and repair of motor vehicles	68,166	-	517	-	-	-	26,647
G453	Sale of motor vehicle parts and accessories	182,017	7,584	14,784	9,068	-	-	110,558
G454	Sale, maintenance and repair of motorcycles and related parts and accessories	1,063,222	572	135,846	350,188	-	-	227,476
G461	Wholesale on a fee or contract basis	65,726	5,292	2,236	13	-	-	39,609
G462	Wholesale of agricultural raw materials and live animals	112,769	7,611	74,642	9,857	-	-	195,227
G463	Wholesale of food, beverages and tobacco	690,765	47,457	1,572,555	7,983	8	52,484	1,871,999
G464	Wholesale of household goods	1,598,091	369,269	429,793	499,449	397	740	1,693,443
G465	Wholesale of machinery, equipment and supplies	1,838,199	10,483	408,251	232,678	250	-	996,619
G466	Other specialized wholesale	1,157,297	84,554	309,869	47,360	85,531	231,353	1,871,229
G469	Non-specialized wholesale trade	420	-	784	-	-	-	9,977
G471	Retail sale in non-specialized stores	9,901,406	3,721	1,068,350	253,876	85	3,599,638	6,801,172
G472	Retail sale of food, beverages and tobacco in specialized stores	86,190	20,655	392,242	449	-	100	127,055
G473	Retail sale of automotive fuel in specialized stores	340,988	44,837	141,054	168,952	18,968	-	634,340
G474	Retail sale of information and communications equipment in specialized stores	1,344,695	573	122,726	-	-	-	155,007
G475	Retail sale of other household equipment in specialized stores	3,621,307	188,060	863,988	2,254,429	-	-	3,129,149
G476	Retail sale of cultural and recreation goods in specialized stores	372,186	19,437	369,027	35,943	-	8,009	171,183
G477	Retail sale of other goods in specialized stores	4,327,457	1,162	938,812	400,204	2,137	227,331	1,983,121
G479	Retail trade not in stores, stalls or markets	58,582	27,714	73,801	-	-	-	26,333

TABLE 4.1 Number of Establishments and Sales of Goods by Mode of Sale for All Wholesale and Retail Trade; Repair of Motor Vehicles and Motorcycles
Establishments by Industry Group: Philippines, 2017

(Values are in thousand pesos, except number of establishments. Details may not add-up to total due to rounding and/or statistical disclosure control.)

2009 PSIC Code	Industry Description	Number of Establishments	Sale of Goods			
			Total	Sales to Domestic Market	Direct Exports	Sales to Exporters
		(1)	(2)	(3)	(4)	(5)
G	Wholesale and Retail Trade; Repair of Motor Vehicles and Motorcycles	101,136	4,951,473,681	4,901,878,379	28,232,609	21,362,692
G451	Sale of motor vehicles	1,060	363,703,932	363,463,504	240,428	-
G452	Maintenance and repair of motor vehicles	2,020	2,063,389	2,063,389	-	-
G453	Sale of motor vehicle parts and accessories	3,340	63,635,358	62,217,206	465,022	953,131
G454	Sale, maintenance and repair of motorcycles and related parts and accessories	6,222	155,545,342	155,545,342	-	-
G461	Wholesale on a fee or contract basis	344	373,876	326,141	47,735	-
G462	Wholesale of agricultural raw materials and live animals	1,850	61,181,541	58,395,270	1,341,955	1,444,316
G463	Wholesale of food, beverages and tobacco	2,809	461,258,683	456,944,028	3,871,217	443,438
G464	Wholesale of household goods	3,934	539,558,072	535,248,503	3,743,374	566,195
G465	Wholesale of machinery, equipment and supplies	2,054	250,680,704	231,104,848	5,509,842	14,066,014
G466	Other specialized wholesale	3,205	477,503,301	465,124,793	11,427,734	950,774
G469	Non-specialized wholesale trade	67	5,479,934	3,666,424	-	1,813,511
G471	Retail sale in non-specialized stores	8,030	890,671,241	890,439,404	57,528	174,308
G472	Retail sale of food, beverages and tobacco in specialized stores	8,974	114,585,182	113,274,175	457,750	853,257
G473	Retail sale of automotive fuel in specialized stores	4,311	333,599,629	333,599,629	-	-
G474	Retail sale of information and communications equipment in specialized stores	5,099	130,645,160	130,645,160	-	-
G475	Retail sale of other household equipment in specialized stores	13,511	446,280,410	445,907,220	296,138	77,053
G476	Retail sale of cultural and recreation goods in specialized stores	2,924	71,216,346	71,216,346	-	-
G477	Retail sale of other goods in specialized stores	30,999	574,534,695	573,740,111	773,887	20,697
G479	Retail trade not in stores, stalls or markets	383	8,956,887	8,956,887	-	-

TABLE 4.2 Number of Establishments and Income from Non-Industrial Services Done for Others by Type for All Wholesale and Retail Trade; Repair of Motor Vehicles and Motorcycles Establishments by Industry Group: Philippines, 2017

(Values are in thousand pesos, except number of establishments. Details may not add-up to total due to rounding and/or statistical disclosure control.)

2009 PSIC Code	Industry Description	Number of Establishments	Income from Non-Industrial Services Done for Others						
			Total	Rent Income from Land	Rental Income from Buildings, Warehouses and other Structures	Rental Income from Machinery and Transport Equipment	Rental Income from Office Equipment	Other Rental Income	Other Non- Industrial Services Done for Others
		(1)	(2)	(3)	(4)	(5)	(6)	(7)	(8)
G	Wholesale and Retail Trade; Repair of Motor Vehicles and Motorcycles	101,136	27,541,596	947,360	13,625,096	867,997	554,589	1,922,730	9,623,825
G451	Sale of motor vehicles	1,060	712,113	2,038	206,847	50,915	-	116,886	335,427
G452	Maintenance and repair of motor vehicles	2,020	68,166	143	39,353	28,067	-	604	-
G453	Sale of motor vehicle parts and accessories	3,340	182,017	7,200	95,646	202	-	-	78,970
G454	Sale, maintenance and repair of motorcycles and related parts and accessories	6,222	1,063,222	683	89,385	6,833	-	-	966,320
G461	Wholesale on a fee or contract basis	344	65,726	-	19,428	-	-	44,752	1,546
G462	Wholesale of agricultural raw materials and live animals	1,850	112,769	13,899	31,387	59,670	-	3,937	3,876
G463	Wholesale of food, beverages and tobacco	2,809	690,765	99,283	373,567	84,121	2,173	18,959	112,662
G464	Wholesale of household goods	3,934	1,598,091	39,127	245,082	27,649	244	84,497	1,201,492
G465	Wholesale of machinery, equipment and supplies	2,054	1,838,199	336,800	173,358	38,420	471,705	1,296	816,619
G466	Other specialized wholesale	3,205	1,157,297	72,206	883,435	31,511	-	41	170,104
G469	Non-specialized wholesale trade	67	420	-	420	-	-	-	-
G471	Retail sale in non-specialized stores	8,030	9,901,406	98,382	6,281,351	179,864	50,723	277,932	3,013,154
G472	Retail sale of food, beverages and tobacco in specialized stores	8,974	86,190	1,451	35,064	25,118	-	8,484	16,072
G473	Retail sale of automotive fuel in specialized stores	4,311	340,988	238,840	32,142	-	-	11,578	58,427
G474	Retail sale of information and communications equipment in specialized stores	5,099	1,344,695	-	126,307	-	-	1,218,387	-
G475	Retail sale of other household equipment in specialized stores	13,511	3,621,307	11,285	2,344,544	98,063	1	96,532	1,070,882
G476	Retail sale of cultural and recreation goods in specialized stores	2,924	372,186	262	299,754	-	-	16,362	55,808
G477	Retail sale of other goods in specialized stores	30,999	4,327,457	25,761	2,326,704	237,563	29,743	22,302	1,685,385
G479	Retail trade not in stores, stalls or markets	383	58,582	-	21,323	-	-	179	37,080

TABLE 4.3 Number of Establishments and Other Income by Type for All Wholesale and Retail Trade; Repair of Motor Vehicles and Motorcycles Establishments by Industry Group: Philippines, 2017

(Values are in thousand pesos, except number of establishments. Details may not add-up to total due to rounding and/or statistical disclosure control.)

2009 PSIC Code	Industry Description	Number of Establishments	Other Income				
			Total	Foreign Exchange Gains	Gain from Sale of Assets	Gain from Sale of Investments and Marketable Securities	Others
		(1)	(2)	(3)	(4)	(5)	(6)
G	Wholesale and Retail Trade; Repair of Motor Vehicles and Motorcycles	101,136	23,131,038	2,118,334	1,066,279	2,515,587	17,430,839
G451	Sale of motor vehicles	1,060	3,060,895	286	19,237	134,541	2,906,831
G452	Maintenance and repair of motor vehicles	2,020	26,647	2,000	4,796	-	19,851
G453	Sale of motor vehicle parts and accessories	3,340	110,558	32,049	13,610	100	64,799
G454	Sale, maintenance and repair of motorcycles and related parts and accessories	6,222	227,476	-	1,900	7,203	218,373
G461	Wholesale on a fee or contract basis	344	39,609	2,337	8,071	-	29,202
G462	Wholesale of agricultural raw materials and live animals	1,850	195,227	25,677	613	13,828	155,108
G463	Wholesale of food, beverages and tobacco	2,809	1,871,999	172,794	152,632	27,502	1,519,071
G464	Wholesale of household goods	3,934	1,693,443	495,688	134,196	106,818	956,741
G465	Wholesale of machinery, equipment and supplies	2,054	996,619	357,428	61,992	516	576,684
G466	Other specialized wholesale	3,205	1,871,229	324,919	51,935	121,025	1,373,350
G469	Non-specialized wholesale trade	67	9,977	9,657	-	-	320
G471	Retail sale in non-specialized stores	8,030	6,801,172	440,132	5,670	117,538	6,237,832
G472	Retail sale of food, beverages and tobacco in specialized stores	8,974	127,055	32,801	3,818	274	90,162
G473	Retail sale of automotive fuel in specialized stores	4,311	634,340	109,281	298,003	-	227,055
G474	Retail sale of information and communications equipment in specialized stores	5,099	155,007	3,971	122	7,903	143,011
G475	Retail sale of other household equipment in specialized stores	13,511	3,129,149	81,881	247,433	1,944,612	855,223
G476	Retail sale of cultural and recreation goods in specialized stores	2,924	171,183	340	8,692	7,612	154,539
G477	Retail sale of other goods in specialized stores	30,999	1,983,121	25,112	45,064	26,115	1,886,831
G479	Retail trade not in stores, stalls or markets	383	26,333	1,982	8,495	-	15,856

TABLE 4.4 Number of Establishments and Gross Margin for All Wholesale and Retail Trade; Repair of Motor Vehicles and Motorcycles
Establishments by Industry Group: Philippines, 2017

(Values are in thousand pesos, except number of establishments. Details may not add-up to total due to rounding and/or statistical disclosure control.)

2009 PSIC Code	Industry Description	Number of Establishments	Gross Margin	Sale of Goods	Cost of Goods Sold
		(1)	(2)	(3)	(4)
G	Wholesale and Retail Trade; Repair of Motor Vehicles and Motorcycles	101,136	825,347,934	4,951,473,681	4,126,125,747
G451	Sale of motor vehicles	1,060	26,661,470	363,703,932	337,042,461
G452	Maintenance and repair of motor vehicles	2,020	845,899	2,063,389	1,217,490
G453	Sale of motor vehicle parts and accessories	3,340	10,591,736	63,635,358	53,043,622
G454	Sale, maintenance and repair of motorcycles and related parts and accessories	6,222	33,740,161	155,545,342	121,805,180
G461	Wholesale on a fee or contract basis	344	31,904	373,876	341,972
G462	Wholesale of agricultural raw materials and live animals	1,850	10,266,596	61,181,541	50,914,945
G463	Wholesale of food, beverages and tobacco	2,809	48,619,955	461,258,683	412,638,728
G464	Wholesale of household goods	3,934	110,344,859	539,558,072	429,213,212
G465	Wholesale of machinery, equipment and supplies	2,054	45,776,509	250,680,704	204,904,194
G466	Other specialized wholesale	3,205	75,270,599	477,503,301	402,232,702
G469	Non-specialized wholesale trade	67	1,155,959	5,479,934	4,323,975
G471	Retail sale in non-specialized stores	8,030	147,872,603	890,671,241	742,798,637
G472	Retail sale of food, beverages and tobacco in specialized stores	8,974	24,697,794	114,585,182	89,887,388
G473	Retail sale of automotive fuel in specialized stores	4,311	35,526,686	333,599,629	298,072,943
G474	Retail sale of information and communications equipment in specialized stores	5,099	21,241,516	130,645,160	109,403,644
G475	Retail sale of other household equipment in specialized stores	13,511	93,384,221	446,280,410	352,896,190
G476	Retail sale of cultural and recreation goods in specialized stores	2,924	18,635,114	71,216,346	52,581,232
G477	Retail sale of other goods in specialized stores	30,999	117,749,631	574,534,695	456,785,063
G479	Retail trade not in stores, stalls or markets	383	2,934,720	8,956,887	6,022,167

TABLE 5 Number of Establishments and Expense by Type for All Wholesale and Retail Trade; Repair of Motor Vehicles and Motorcycles
Establishments by Industry Group: Philippines, 2017

(Values are in thousand pesos, except number of establishments. Details may not add-up to total due to rounding and/or statistical disclosure control.)

2009 PSIC Code	Industry Description	Number of Establishments	Expense				
			Total	Cost of Goods Sold	Total Compensation	Materials and Supplies	Fuels, Lubricants, Oils and Greases
		(1)	(2)	(3)	(4)	(5)	(6)
G	Wholesale and Retail Trade; Repair of Motor Vehicles and Motorcycles	101,136	4,864,967,463	4,126,125,747	191,211,488	37,337,382	13,491,433
G451	Sale of motor vehicles	1,060	363,696,981	337,042,461	7,110,137	622,225	338,476
G452	Maintenance and repair of motor vehicles	2,020	14,584,101	1,217,490	1,565,940	7,090,839	125,399
G453	Sale of motor vehicle parts and accessories	3,340	62,977,496	53,043,622	4,014,944	289,572	303,908
G454	Sale, maintenance and repair of motorcycles and related parts and accessories	6,222	142,073,149	121,805,180	7,226,677	648,333	393,853
G461	Wholesale on a fee or contract basis	344	13,754,557	341,972	880,964	4,717,526	75,864
G462	Wholesale of agricultural raw materials and live animals	1,850	59,603,881	50,914,945	1,977,598	200,661	284,667
G463	Wholesale of food, beverages and tobacco	2,809	466,778,365	412,638,728	12,455,082	1,168,844	1,467,581
G464	Wholesale of household goods	3,934	514,932,333	429,213,212	23,443,923	1,544,416	1,857,660
G465	Wholesale of machinery, equipment and supplies	2,054	248,288,736	204,904,194	13,523,534	1,267,358	849,565
G466	Other specialized wholesale	3,205	456,478,262	402,232,702	10,186,334	1,175,262	1,388,541
G469	Non-specialized wholesale trade	67	5,170,285	4,323,975	367,993	20,879	39,231
G471	Retail sale in non-specialized stores	8,030	880,832,993	742,798,637	30,307,621	4,687,353	1,557,415
G472	Retail sale of food, beverages and tobacco in specialized stores	8,974	112,134,369	89,887,388	6,364,802	1,470,208	583,003
G473	Retail sale of automotive fuel in specialized stores	4,311	323,933,279	298,072,943	5,323,742	6,656,109	367,143
G474	Retail sale of information and communications equipment in specialized stores	5,099	127,147,545	109,403,644	5,277,071	358,379	208,526
G475	Retail sale of other household equipment in specialized stores	13,511	424,632,427	352,896,190	19,480,896	1,922,012	2,259,272
G476	Retail sale of cultural and recreation goods in specialized stores	2,924	68,785,593	52,581,232	5,005,588	449,189	159,744
G477	Retail sale of other goods in specialized stores	30,999	570,026,178	456,785,063	36,115,514	2,987,038	1,196,691
G479	Retail trade not in stores, stalls or markets	383	9,136,934	6,022,167	583,125	61,182	34,892

Continued

TABLE 5 --Continued

2009 PSIC Code	Industry Description	Expense						
		Electricity	Water	Non-Industrial Services Done by Others	Industrial Services Done by Others	Taxes on Products and Other Taxes on Production	Interest Expense	Research and Development
		(7)	(8)	(9)	(10)	(11)	(12)	(13)
G	Wholesale and Retail Trade; Repair of Motor Vehicles and Motorcycles	37,737,822	7,892,615	264,443,838	38,650,433	46,135,109	31,182,030	113,916
G451	Sale of motor vehicles	644,947	127,869	10,016,501	1,513,191	1,706,502	1,370,544	774
G452	Maintenance and repair of motor vehicles	167,192	54,636	2,833,760	405,735	147,666	557,345	1,257
G453	Sale of motor vehicle parts and accessories	276,363	63,810	2,519,030	836,638	759,734	258,116	882
G454	Sale, maintenance and repair of motorcycles and related parts and accessories	449,754	131,749	6,976,020	679,299	2,674,904	78,825	-
G461	Wholesale on a fee or contract basis	123,158	28,940	6,463,527	744,916	161,472	46,924	550
G462	Wholesale of agricultural raw materials and live animals	189,432	57,637	2,374,974	280,485	240,261	2,564,042	18,982
G463	Wholesale of food, beverages and tobacco	1,067,020	150,751	15,367,302	2,606,220	2,449,338	12,825,451	54
G464	Wholesale of household goods	1,633,687	301,190	35,523,414	4,934,873	6,374,724	2,088,548	11,608
G465	Wholesale of machinery, equipment and supplies	666,323	158,766	13,205,068	3,143,622	2,931,120	1,702,740	66,369
G466	Other specialized wholesale	1,370,400	492,407	20,973,846	2,851,984	6,238,016	1,691,500	7,310
G469	Non-specialized wholesale trade	16,200	4,443	254,102	23,613	38,126	9,422	3,224
G471	Retail sale in non-specialized stores	16,287,433	2,966,200	48,810,442	8,680,993	9,619,720	2,206,206	1,161
G472	Retail sale of food, beverages and tobacco in specialized stores	1,390,709	224,708	7,703,808	646,825	678,563	517,421	1
G473	Retail sale of automotive fuel in specialized stores	1,030,574	176,729	4,895,135	527,239	1,099,731	1,795,634	198
G474	Retail sale of information and communications equipment in specialized stores	570,460	159,713	8,548,503	1,043,122	703,253	374,032	-
G475	Retail sale of other household equipment in specialized stores	5,309,011	1,527,770	22,250,445	5,133,390	4,334,957	885,709	72
G476	Retail sale of cultural and recreation goods in specialized stores	896,623	146,339	7,160,221	573,003	1,013,320	111,863	1,246
G477	Retail sale of other goods in specialized stores	5,607,904	1,111,274	47,019,852	3,666,125	4,896,392	2,013,440	229
G479	Retail trade not in stores, stalls or markets	40,633	7,684	1,547,889	359,157	67,310	84,268	-

Continued

TABLE 5 --Concluded

2009 PSIC Code	Industry Description	Expense						
		Environmental Protection	Royalty Fee	Franchise Fee	Management Fee	Amortization	Depreciation	Other Expense
		(14)	(15)	(16)	(17)	(18)	(19)	(20)
G	Wholesale and Retail Trade; Repair of Motor Vehicles and Motorcycles	74,178	4,600,551	1,475,304	6,920,011	1,379,453	36,136,324	20,059,828
G451	Sale of motor vehicles	1,559	4,998	185	256,256	371,738	1,421,018	1,147,599
G452	Maintenance and repair of motor vehicles	-	31,417	-	365	-	314,551	70,510
G453	Sale of motor vehicle parts and accessories	1,319	98,327	-	17,258	2,548	350,605	140,819
G454	Sale, maintenance and repair of motorcycles and related parts and accessories	-	-	185	22,954	48,822	537,297	399,297
G461	Wholesale on a fee or contract basis	33	-	-	2,955	327	77,965	87,464
G462	Wholesale of agricultural raw materials and live animals	516	13,822	150	10,402	599	296,128	178,580
G463	Wholesale of food, beverages and tobacco	3,081	150,763	373,277	284,538	51,994	2,152,157	1,566,185
G464	Wholesale of household goods	43,279	334,722	814,625	984,756	141,981	2,864,288	2,821,427
G465	Wholesale of machinery, equipment and supplies	48	70,493	23,409	569,402	19,430	2,470,629	2,716,664
G466	Other specialized wholesale	13,880	510,376	1,411	104,135	96,440	3,363,998	3,779,723
G469	Non-specialized wholesale trade	-	33,930	-	3,150	-	17,323	14,673
G471	Retail sale in non-specialized stores	3,073	1,030,246	139,319	1,268,525	182,610	8,351,728	1,934,310
G472	Retail sale of food, beverages and tobacco in specialized stores	1,978	1,033,572	40,099	35,277	1,276	1,259,066	295,664
G473	Retail sale of automotive fuel in specialized stores	726	25,608	200	1,569	55,405	3,069,619	834,974
G474	Retail sale of information and communications equipment in specialized stores	13	2,425	34	3,886	2,510	257,079	234,894
G475	Retail sale of other household equipment in specialized stores	158	81,538	51,265	2,514,207	311,807	3,750,843	1,922,885
G476	Retail sale of cultural and recreation goods in specialized stores	253	40,412	632	34,685	42,499	457,781	110,965
G477	Retail sale of other goods in specialized stores	4,260	1,128,876	28,723	667,853	46,548	5,023,817	1,726,577
G479	Retail trade not in stores, stalls or markets	-	9,027	1,792	137,836	2,921	100,432	76,617

TABLE 5.1 Number of Establishments and Cost of Goods Sold for All Wholesale and Retail Trade; Repair of Motor Vehicles and Motorcycles Establishments by Industry Group: Philippines, 2017

(Values are in thousand pesos, except number of establishments. Details may not add-up to total due to rounding and/or statistical disclosure control.)

2009 PSIC Code	Industry Description	Number of Establishments	Cost of Goods Sold			
			Total	Goods for Resale Inventories, Beginning	Goods Purchased for Resale	Goods for Resale Inventories, Ending
		(1)	(2)	(3)	(4)	(5)
G	Wholesale and Retail Trade; Repair of Motor Vehicles and Motorcycles	101,136	4,126,125,747	767,177,983	4,179,841,288	820,893,524
G451	Sale of motor vehicles	1,060	337,042,461	36,300,898	344,812,922	44,071,359
G452	Maintenance and repair of motor vehicles	2,020	1,217,490	1,027,835	1,066,380	876,725
G453	Sale of motor vehicle parts and accessories	3,340	53,043,622	17,914,614	53,529,047	18,400,039
G454	Sale, maintenance and repair of motorcycles and related parts and accessories	6,222	121,805,180	21,399,196	130,238,426	29,832,442
G461	Wholesale on a fee or contract basis	344	341,972	548,832	347,862	554,722
G462	Wholesale of agricultural raw materials and live animals	1,850	50,914,945	8,190,896	50,427,347	7,703,297
G463	Wholesale of food, beverages and tobacco	2,809	412,638,728	78,727,744	399,415,383	65,504,399
G464	Wholesale of household goods	3,934	429,213,212	81,989,047	442,670,056	95,445,890
G465	Wholesale of machinery, equipment and supplies	2,054	204,904,194	44,453,620	210,113,079	49,662,505
G466	Other specialized wholesale	3,205	402,232,702	52,192,070	415,906,255	65,865,622
G469	Non-specialized wholesale trade	67	4,323,975	660,347	4,461,959	798,330
G471	Retail sale in non-specialized stores	8,030	742,798,637	104,980,678	743,302,390	105,484,431
G472	Retail sale of food, beverages and tobacco in specialized stores	8,974	89,887,388	9,658,078	90,459,735	10,230,425
G473	Retail sale of automotive fuel in specialized stores	4,311	298,072,943	25,404,526	317,643,270	44,974,853
G474	Retail sale of information and communications equipment in specialized stores	5,099	109,403,644	20,295,547	111,929,246	22,821,148
G475	Retail sale of other household equipment in specialized stores	13,511	352,896,190	84,607,651	355,726,815	87,438,276
G476	Retail sale of cultural and recreation goods in specialized stores	2,924	52,581,232	22,480,925	49,525,993	19,425,686
G477	Retail sale of other goods in specialized stores	30,999	456,785,063	155,350,202	452,012,054	150,577,192
G479	Retail trade not in stores, stalls or markets	383	6,022,167	995,280	6,253,070	1,226,183

TABLE 5.2 Number of Establishments and Expense for Industrial Services Done by Others for All Wholesale and Retail Trade; Repair of Motor Vehicles and Motorcycles Establishments by Industry Group: Philippines, 2017

(Values are in thousand pesos, except number of establishments. Details may not add-up to total due to rounding and/or statistical disclosure control.)

2009 PSIC Code	Industry Description	Number of Establishments	Industrial Services Done by Others		
			Total	Contract and Commission Work Done by Others	Other Industrial Services Done by Others
		(1)	(2)	(3)	(4)
G	Wholesale and Retail Trade; Repair of Motor Vehicles and Motorcycles	101,136	38,650,433	16,195,063	22,455,370
G451	Sale of motor vehicles	1,060	1,513,191	475,130	1,038,060
G452	Maintenance and repair of motor vehicles	2,020	405,735	184,708	221,027
G453	Sale of motor vehicle parts and accessories	3,340	836,638	567,019	269,620
G454	Sale, maintenance and repair of motorcycles and related parts and accessories	6,222	679,299	37,474	641,826
G461	Wholesale on a fee or contract basis	344	744,916	137,726	607,190
G462	Wholesale of agricultural raw materials and live animals	1,850	280,485	83,158	197,327
G463	Wholesale of food, beverages and tobacco	2,809	2,606,220	781,590	1,824,631
G464	Wholesale of household goods	3,934	4,934,873	2,562,658	2,372,215
G465	Wholesale of machinery, equipment and supplies	2,054	3,143,622	1,491,905	1,651,717
G466	Other specialized wholesale	3,205	2,851,984	905,113	1,946,871
G469	Non-specialized wholesale trade	67	23,613	5,103	18,510
G471	Retail sale in non-specialized stores	8,030	8,680,993	4,206,405	4,474,588
G472	Retail sale of food, beverages and tobacco in specialized stores	8,974	646,825	145,393	501,432
G473	Retail sale of automotive fuel in specialized stores	4,311	527,239	190,495	336,744
G474	Retail sale of information and communications equipment in specialized stores	5,099	1,043,122	323,433	719,689
G475	Retail sale of other household equipment in specialized stores	13,511	5,133,390	2,250,359	2,883,031
G476	Retail sale of cultural and recreation goods in specialized stores	2,924	573,003	439,458	133,545
G477	Retail sale of other goods in specialized stores	30,999	3,666,125	1,348,638	2,317,487
G479	Retail trade not in stores, stalls or markets	383	359,157	59,297	299,860

TABLE 5.3 Number of Establishments and Expense for Non-Industrial Services Done by Others for All Wholesale and Retail Trade; Repair of Motor Vehicles and Motorcycles Establishments by Industry Group: Philippines, 2017

(Values are in thousand pesos, except number of establishments. Details may not add-up to total due to rounding and/or statistical disclosure control.)

2009 PSIC Code	Industry Description	Number of Establishments	Non-Industrial Done by Others					
			Total	Rent Expense from Land	Rental Expense from Buildings, Warehouses and Other Structures	Rental Expense from Machinery and Transport Equipment	Rental Expense from Office Equipment	Other Rental Expense
		(1)	(2)	(3)	(4)	(5)	(6)	(7)
G	Wholesale and Retail Trade; Repair of Motor Vehicles and Motorcycles	101,136	264,443,838	7,069,291	83,832,600	4,174,884	454,035	1,447,446
G451	Sale of motor vehicles	1,060	10,016,501	295,003	1,147,328	11,031	3,473	83,607
G452	Maintenance and repair of motor vehicles	2,020	2,833,760	79,857	304,827	5,875	-	7,599
G453	Sale of motor vehicle parts and accessories	3,340	2,519,030	100,820	785,300	28,067	515	7,882
G454	Sale, maintenance and repair of motorcycles and related parts and accessories	6,222	6,976,020	102,290	2,953,780	607,724	58	-
G461	Wholesale on a fee or contract basis	344	6,463,527	39,139	168,570	21,107	4,587	1,226
G462	Wholesale of agricultural raw materials and live animals	1,850	2,374,974	89,208	294,899	63,699	11,371	-
G463	Wholesale of food, beverages and tobacco	2,809	15,367,302	122,812	1,955,626	48,224	20,063	29,331
G464	Wholesale of household goods	3,934	35,523,414	415,776	4,027,348	330,921	277,765	46,159
G465	Wholesale of machinery, equipment and supplies	2,054	13,205,068	132,672	1,667,989	161,198	69,055	8,859
G466	Other specialized wholesale	3,205	20,973,846	402,749	3,589,532	159,733	5,097	7,870
G469	Non-specialized wholesale trade	67	254,102	-	100,956	4,689	2,251	1,998
G471	Retail sale in non-specialized stores	8,030	48,810,442	3,552,376	18,068,240	1,608,985	47,968	829,279
G472	Retail sale of food, beverages and tobacco in specialized stores	8,974	7,703,808	79,993	2,956,259	103,524	585	14,277
G473	Retail sale of automotive fuel in specialized stores	4,311	4,895,135	712,750	520,005	50,641	760	66,555
G474	Retail sale of information and communications equipment in specialized stores	5,099	8,548,503	10,096	5,335,013	9,648	-	696
G475	Retail sale of other household equipment in specialized stores	13,511	22,250,445	367,436	9,536,196	362,097	2,693	195,261
G476	Retail sale of cultural and recreation goods in specialized stores	2,924	7,160,221	140,128	4,551,659	56,995	1,693	1,712
G477	Retail sale of other goods in specialized stores	30,999	47,019,852	420,524	25,732,908	354,119	6,099	145,134
G479	Retail trade not in stores, stalls or markets	383	1,547,889	5,661	136,166	186,610	-	

Continued

TABLE 5.3 --Concluded

2009 PSIC Code	Industry Description	Non-Industrial Done by Others					
		Communication Expense	Insurance Expense	Transport Service Expense	Marketing and Distribution Expense	Janitorial, Security and Messengerial Service Expense	Other Non-Industrial Services
		(8)	(9)	(10)	(11)	(12)	(13)
G	Wholesale and Retail Trade; Repair of Motor Vehicles and Motorcycles	7,753,918	4,830,902	21,911,836	33,683,934	18,305,740	80,979,254
G451	Sale of motor vehicles	232,300	214,687	342,340	2,523,467	729,577	4,433,689
G452	Maintenance and repair of motor vehicles	68,809	52,571	69,517	9,425	27,607	2,207,674
G453	Sale of motor vehicle parts and accessories	149,009	88,811	243,621	233,477	160,037	721,492
G454	Sale, maintenance and repair of motorcycles and related parts and accessories	272,222	124,055	250,847	796,213	286,536	1,582,297
G461	Wholesale on a fee or contract basis	36,823	34,044	342,071	161,549	202,293	5,452,118
G462	Wholesale of agricultural raw materials and live animals	57,015	65,094	853,354	104,548	145,601	690,186
G463	Wholesale of food, beverages and tobacco	313,442	411,261	2,655,005	2,185,115	1,168,443	6,457,982
G464	Wholesale of household goods	1,046,714	886,225	2,830,343	11,618,617	1,975,037	12,068,510
G465	Wholesale of machinery, equipment and supplies	522,714	379,673	1,734,413	1,513,400	381,890	6,633,205
G466	Other specialized wholesale	793,776	499,917	5,112,385	1,788,688	612,715	8,001,384
G469	Non-specialized wholesale trade	25,314	10,105	66,491	552	1,290	40,457
G471	Retail sale in non-specialized stores	1,022,716	667,654	1,767,719	2,671,539	6,510,333	12,063,632
G472	Retail sale of food, beverages and tobacco in specialized stores	168,242	121,041	413,959	1,328,874	65,378	2,451,676
G473	Retail sale of automotive fuel in specialized stores	222,606	165,400	339,080	637,232	584,189	1,595,918
G474	Retail sale of information and communications equipment in specialized stores	254,572	50,977	143,965	185,627	95,403	2,462,505
G475	Retail sale of other household equipment in specialized stores	1,266,867	330,077	2,643,360	1,938,365	1,510,264	4,097,829
G476	Retail sale of cultural and recreation goods in specialized stores	172,553	198,632	171,300	429,904	281,443	1,154,202
G477	Retail sale of other goods in specialized stores	1,107,914	525,931	1,467,855	5,021,018	3,552,940	8,685,409
G479	Retail trade not in stores, stalls or markets	20,309	4,749	464,211	536,325	14,768	179,090

TABLE 5.4 Number of Establishments and Taxes on Products and Other Taxes on Production for All Wholesale and Retail Trade; Repair of Motor Vehicles and Motorcycles Establishments by Industry Group: Philippines, 2017

(Values are in thousand pesos, except number of establishments. Details may not add-up to total due to rounding and/or statistical disclosure control.)

2009 PSIC Code	Industry Description	Number of Establishments	Taxes on Products and Other Taxes on Production		
			Total	Taxes on Products	Other Taxes on Productions
		(1)	(2)	(3)	(4)
G	Wholesale and Retail Trade; Repair of Motor Vehicles and Motorcycles	101,136	46,135,109	6,025,452	40,109,657
G451	Sale of motor vehicles	1,060	1,706,502	49,611	1,656,891
G452	Maintenance and repair of motor vehicles	2,020	147,666	16,019	131,647
G453	Sale of motor vehicle parts and accessories	3,340	759,734	171,641	588,093
G454	Sale, maintenance and repair of motorcycles and related parts and accessories	6,222	2,674,904	1,520,826	1,154,078
G461	Wholesale on a fee or contract basis	344	161,472	20,476	140,996
G462	Wholesale of agricultural raw materials and live animals	1,850	240,261	10,581	229,680
G463	Wholesale of food, beverages and tobacco	2,809	2,449,338	302,598	2,146,740
G464	Wholesale of household goods	3,934	6,374,724	1,025,197	5,349,527
G465	Wholesale of machinery, equipment and supplies	2,054	2,931,120	345,433	2,585,687
G466	Other specialized wholesale	3,205	6,238,016	343,492	5,894,523
G469	Non-specialized wholesale trade	67	38,126	8,306	29,820
G471	Retail sale in non-specialized stores	8,030	9,619,720	1,150,567	8,469,153
G472	Retail sale of food, beverages and tobacco in specialized stores	8,974	678,563	44,742	633,821
G473	Retail sale of automotive fuel in specialized stores	4,311	1,099,731	249,400	850,331
G474	Retail sale of information and communications equipment in specialized stores	5,099	703,253	69,638	633,615
G475	Retail sale of other household equipment in specialized stores	13,511	4,334,957	383,446	3,951,511
G476	Retail sale of cultural and recreation goods in specialized stores	2,924	1,013,320	55,483	957,837
G477	Retail sale of other goods in specialized stores	30,999	4,896,392	257,717	4,638,675
G479	Retail trade not in stores, stalls or markets	383	67,310	278	67,032

TABLE 5.5 Number of Establishments and Other Expense by Type for All Wholesale and Retail Trade; Repair of Motor Vehicles and Motorcycles
Establishments by Industry Group: Philippines, 2017

(Values are in thousand pesos, except number of establishments. Details may not add-up to total due to rounding and/or statistical disclosure control.)

2009 PSIC Code	Industry Description	Number of Establishments	Other Expense						
			Total	Foreign exchange losses	Charitable donations and grants	Bad and doubtful debts	Loss from sale of assets	Loss from sale of investment assets and marketable securities	Others
		(1)	(2)	(3)	(4)	(5)	(6)	(7)	(8)
G	Wholesale and Retail Trade; Repair of Motor Vehicles and Motorcycles	101,136	20,059,828	2,468,211	646,093	1,994,162	602,012	301,843	14,047,507
G451	Sale of motor vehicles	1,060	1,147,599	590	13,553	50,298	11,003	-	1,072,156
G452	Maintenance and repair of motor vehicles	2,020	70,510	502	2,561	420	-	-	67,028
G453	Sale of motor vehicle parts and accessories	3,340	140,819	46,737	16,103	19,113	-	-	58,866
G454	Sale, maintenance and repair of motorcycles and related parts and accessories	6,222	399,297	1,176	56,267	48,394	646	7,481	285,333
G461	Wholesale on a fee or contract basis	344	87,464	53,718	1,459	2,977	-	-	29,311
G462	Wholesale of agricultural raw materials and live animals	1,850	178,580	30,070	14,066	21,730	3,832	4	108,878
G463	Wholesale of food, beverages and tobacco	2,809	1,566,185	290,580	25,119	75,529	92,153	16,622	1,066,182
G464	Wholesale of household goods	3,934	2,821,427	751,591	101,129	337,773	44,734	124,595	1,461,604
G465	Wholesale of machinery, equipment and supplies	2,054	2,716,664	571,819	81,756	214,671	275,289	113,662	1,459,466
G466	Other specialized wholesale	3,205	3,779,723	329,752	76,076	757,661	67,382	29,052	2,519,800
G469	Non-specialized wholesale trade	67	14,673	-	1,130	855	-	-	12,688
G471	Retail sale in non-specialized stores	8,030	1,934,310	1,091	40,730	59,362	56,477	299	1,776,352
G472	Retail sale of food, beverages and tobacco in specialized stores	8,974	295,664	6,466	35,240	14,941	24,001	-	215,016
G473	Retail sale of automotive fuel in specialized stores	4,311	834,974	49,032	22,529	209,703	-	-	553,709
G474	Retail sale of information and communications equipment in specialized stores	5,099	234,894	73,849	10,593	17,648	331	2,668	129,805
G475	Retail sale of other household equipment in specialized stores	13,511	1,922,885	192,522	62,357	65,447	1,002	5,576	1,595,981
G476	Retail sale of cultural and recreation goods in specialized stores	2,924	110,965	6,133	14,095	3,201	6,252	22	81,263
G477	Retail sale of other goods in specialized stores	30,999	1,726,577	38,792	69,626	57,491	18,910	1,861	1,539,897
G479	Retail trade not in stores, stalls or markets	383	76,617	23,789	1,704	36,949	-	-	14,175

TABLE 6 Number of Establishments and Capital Expenditures by Type of Tangible Fixed Assets for All Wholesale and Retail Trade; Repair of Motor Vehicles and Motorcycles Establishments by Industry Group: Philippines, 2017

(Values are in thousand pesos, except number of establishments. Details may not add-up to total due to rounding and/or statistical disclosure control.)

2009 PSIC Code	Industry Description	Number of Establishments	Capital Expenditures of Tangible Fixed Assets				
			Total	Land	Buildings, Other Structures and Land Improvements	Transport Equipment	ICT Machinery and Equipment
		(1)	(2)	(3)	(4)	(5)	(6)
G	Wholesale and Retail Trade; Repair of Motor Vehicles and Motorcycles	101,136	46,843,882	5,254,380	16,859,416	5,310,163	2,676,292
G451	Sale of motor vehicles	1,060	2,085,715	73,090	1,319,484	331,089	73,565
G452	Maintenance and repair of motor vehicles	2,020	27,869	12,782	6,964	2,767	153
G453	Sale of motor vehicle parts and accessories	3,340	286,267	68,017	86,101	69,342	18,357
G454	Sale, maintenance and repair of motorcycles and related parts and accessories	6,222	408,888	219	157,159	163,256	42,238
G461	Wholesale on a fee or contract basis	344	105,464	-	49,093	14,727	2,286
G462	Wholesale of agricultural raw materials and live animals	1,850	309,898	61,480	81,758	114,272	5,756
G463	Wholesale of food, beverages and tobacco	2,809	2,311,998	99,558	1,091,956	482,151	70,610
G464	Wholesale of household goods	3,934	3,596,290	898,831	740,974	1,250,380	169,361
G465	Wholesale of machinery, equipment and supplies	2,054	3,836,182	10,035	1,145,155	778,275	176,614
G466	Other specialized wholesale	3,205	6,894,206	1,126,397	934,567	547,620	93,363
G469	Non-specialized wholesale trade	67	1,565	-	-	350	-
G471	Retail sale in non-specialized stores	8,030	8,810,143	289,064	4,803,874	246,772	866,172
G472	Retail sale of food, beverages and tobacco in specialized stores	8,974	389,354	46,104	183,097	108,060	13,360
G473	Retail sale of automotive fuel in specialized stores	4,311	6,950,402	80,177	1,474,018	265,164	30,718
G474	Retail sale of information and communications equipment in specialized stores	5,099	353,732	19,321	38,703	13,393	153,166
G475	Retail sale of other household equipment in specialized stores	13,511	7,036,112	2,384,388	3,068,692	374,173	370,527
G476	Retail sale of cultural and recreation goods in specialized stores	2,924	316,987	-	136,107	89,344	45,844
G477	Retail sale of other goods in specialized stores	30,999	3,015,829	84,916	1,500,360	422,659	521,144
G479	Retail trade not in stores, stalls or markets	383	106,980	-	41,355	36,368	23,059

Continued

TABLE 6 --Concluded

2009 PSIC Code	Industry Description	Capital Expenditures of Tangible Fixed Assets				
		Specialized Industrial Machineries	General Machinery and Equipment	Other Machinery and Equipment	Valuables	Other Tangible Fixed Assets
		(7)	(8)	(9)	(10)	(11)
G	Wholesale and Retail Trade; Repair of Motor Vehicles and Motorcycles	1,414,790	9,468,572	1,375,524	459	4,484,287
G451	Sale of motor vehicles	105,864	92,345	13,209	-	77,070
G452	Maintenance and repair of motor vehicles	2,713	2,240	105	-	145
G453	Sale of motor vehicle parts and accessories	26,751	6,538	565	-	10,596
G454	Sale, maintenance and repair of motorcycles and related parts and accessories	7,140	14,983	19,042	-	4,851
G461	Wholesale on a fee or contract basis	9,856	27,050	1,019	-	1,433
G462	Wholesale of agricultural raw materials and live animals	9,796	14,751	16,735	-	5,349
G463	Wholesale of food, beverages and tobacco	115,348	378,290	7,080	-	67,006
G464	Wholesale of household goods	85,114	60,827	310,744	52	80,008
G465	Wholesale of machinery, equipment and supplies	587,335	988,211	22,530	-	128,028
G466	Other specialized wholesale	106,856	1,524,654	149,278	-	2,411,471
G469	Non-specialized wholesale trade	1,132	-	-	-	83
G471	Retail sale in non-specialized stores	210,200	927,598	591,148	-	875,315
G472	Retail sale of food, beverages and tobacco in specialized stores	16,331	15,595	645	-	6,162
G473	Retail sale of automotive fuel in specialized stores	46,479	4,888,891	24,246	-	140,709
G474	Retail sale of information and communications equipment in specialized stores	48	99,935	-	-	29,165
G475	Retail sale of other household equipment in specialized stores	50,126	295,227	78,058	407	414,513
G476	Retail sale of cultural and recreation goods in specialized stores	139	15,270	291	-	29,992
G477	Retail sale of other goods in specialized stores	32,329	114,408	140,829	-	199,184
G479	Retail trade not in stores, stalls or markets	1,232	1,760	-	-	3,207

TABLE 6.1 Number of Establishments and Capital Expenditures for Directly Imported Tangible Fixed Assets for All Wholesale and Retail Trade; Repair of Motor Vehicles and Motorcycles Establishments by Industry Group: Philippines, 2017

(Values are in thousand pesos, except number of establishments. Details may not add-up to total due to rounding and/or statistical disclosure control.)

2009 PSIC Code	Industry Description	Number of Establishments	Directly Imported Tangible Fixed Assets							
			Total	Transport Equipment	ICT Machinery and Equipment	Specialized Industrial Machineries	General Machinery and Equipment	Other Machinery and Equipment	Valuables	Other Tangible Fixed Assets
			(1)	(2)	(3)	(4)	(5)	(6)	(7)	(8)
G	Wholesale and Retail Trade; Repair of Motor Vehicles and Motorcycles	101,136	192,479	231	-	651	-	190,975	-	622
G451	Sale of motor vehicles	1,060	-	-	-	-	-	-	-	-
G452	Maintenance and repair of motor vehicles	2,020	-	-	-	-	-	-	-	-
G453	Sale of motor vehicle parts and accessories	3,340	231	231	-	-	-	-	-	-
G454	Sale, maintenance and repair of motorcycles and related parts and accessories	6,222	-	-	-	-	-	-	-	-
G461	Wholesale on a fee or contract basis	344	-	-	-	-	-	-	-	-
G462	Wholesale of agricultural raw materials and live animals	1,850	-	-	-	-	-	-	-	-
G463	Wholesale of food, beverages and tobacco	2,809	-	-	-	-	-	-	-	-
G464	Wholesale of household goods	3,934	175,975	-	-	-	-	175,975	-	-
G465	Wholesale of machinery, equipment and supplies	2,054	15,622	-	-	-	-	15,000	-	622
G466	Other specialized wholesale	3,205	651	-	-	651	-	-	-	-
G469	Non-specialized wholesale trade	67	-	-	-	-	-	-	-	-
G471	Retail sale in non-specialized stores	8,030	-	-	-	-	-	-	-	-
G472	Retail sale of food, beverages and tobacco in specialized stores	8,974	-	-	-	-	-	-	-	-
G473	Retail sale of automotive fuel in specialized stores	4,311	-	-	-	-	-	-	-	-
G474	Retail sale of information and communications equipment in specialized stores	5,099	-	-	-	-	-	-	-	-
G475	Retail sale of other household equipment in specialized stores	13,511	-	-	-	-	-	-	-	-
G476	Retail sale of cultural and recreation goods in specialized stores	2,924	-	-	-	-	-	-	-	-
G477	Retail sale of other goods in specialized stores	30,999	-	-	-	-	-	-	-	-
G479	Retail trade not in stores, stalls or markets	383	-	-	-	-	-	-	-	-

TABLE 6.2 Number of Establishments and Capital Expenditures for Tangible Fixed Assets by Mode of Acquisition for All Wholesale and Retail Trade; Repair of Motor Vehicles and Motorcycles Establishments by Industry Group: Philippines, 2017

(Values are in thousand pesos, except number of establishments. Details may not add-up to total due to rounding and/or statistical disclosure control.)

2009 PSIC Code	Industry Description	Number of Establishments	Capital Expenditures for Tangible Fixed Assets by Mode of Acquisition				
			Total	New Tangible Fixed Assets	Major Alteration and Improvements on Tangible Fixed Assets	Land and Used Tangible Fixed Assets	Tangible Fixed Assets Produced on Own Account
		(1)	(2)	(3)	(4)	(5)	(6)
G	Wholesale and Retail Trade; Repair of Motor Vehicles and Motorcycles	101,136	46,843,882	27,422,173	12,366,006	5,641,949	1,413,755
G451	Sale of motor vehicles	1,060	2,085,715	909,347	413,974	219,825	542,569
G452	Maintenance and repair of motor vehicles	2,020	27,869	2,296	12,791	12,782	-
G453	Sale of motor vehicle parts and accessories	3,340	286,267	199,817	15,983	68,867	1,601
G454	Sale, maintenance and repair of motorcycles and related parts and accessories	6,222	408,888	99,224	303,342	6,321	-
G461	Wholesale on a fee or contract basis	344	105,464	55,816	49,648	-	-
G462	Wholesale of agricultural raw materials and live animals	1,850	309,898	196,128	52,289	61,480	-
G463	Wholesale of food, beverages and tobacco	2,809	2,311,998	1,630,117	497,095	180,185	4,601
G464	Wholesale of household goods	3,934	3,596,290	2,137,252	549,593	898,846	10,600
G465	Wholesale of machinery, equipment and supplies	2,054	3,836,182	2,710,253	1,095,004	30,925	-
G466	Other specialized wholesale	3,205	6,894,206	5,040,420	229,041	1,131,376	493,369
G469	Non-specialized wholesale trade	67	1,565	1,565	-	-	-
G471	Retail sale in non-specialized stores	8,030	8,810,143	4,067,601	4,278,994	300,022	163,527
G472	Retail sale of food, beverages and tobacco in specialized stores	8,974	389,354	134,502	88,204	48,226	118,422
G473	Retail sale of automotive fuel in specialized stores	4,311	6,950,402	6,111,196	745,128	86,165	7,913
G474	Retail sale of information and communications equipment in specialized stores	5,099	353,732	252,226	27,810	27,389	46,307
G475	Retail sale of other household equipment in specialized stores	13,511	7,036,112	1,924,987	2,657,368	2,433,119	20,637
G476	Retail sale of cultural and recreation goods in specialized stores	2,924	316,987	186,228	130,759	-	-
G477	Retail sale of other goods in specialized stores	30,999	3,015,829	1,697,573	1,177,628	136,419	4,208
G479	Retail trade not in stores, stalls or markets	383	106,980	65,625	41,355	-	-

TABLE 7 Number of Establishments and Capital Expenditures for Intangible Assets by Type for All Wholesale and Retail Trade; Repair of Motor Vehicles and Motorcycles Establishments by Industry Group: Philippines, 2017

(Values are in thousand pesos, except number of establishments. Details may not add-up to total due to rounding and/or statistical disclosure control.)

2009 PSIC Code	Industry Description	Number of Establishments	Capital Expenditures of Intangible Assets					
			Total	Intangible Non-Produced Assets	Computer Software and Databases	Entertainment, Literary and Artistic Originals	Research and Development	Other Intangible Assets
			(1)	(2)	(3)	(4)	(5)	(6)
G	Wholesale and Retail Trade; Repair of Motor Vehicles and Motorcycles	101,136	332,132	99,052	232,550	-	-	529
G451	Sale of motor vehicles	1,060	3,495	1,558	1,760	-	-	177
G452	Maintenance and repair of motor vehicles	2,020	-	-	-	-	-	-
G453	Sale of motor vehicle parts and accessories	3,340	2,451	-	2,449	-	-	2
G454	Sale, maintenance and repair of motorcycles and related parts and accessories	6,222	-	-	-	-	-	-
G461	Wholesale on a fee or contract basis	344	-	-	-	-	-	-
G462	Wholesale of agricultural raw materials and live animals	1,850	-	-	-	-	-	-
G463	Wholesale of food, beverages and tobacco	2,809	9,214	-	9,214	-	-	-
G464	Wholesale of household goods	3,934	111,072	59,453	51,606	-	-	13
G465	Wholesale of machinery, equipment and supplies	2,054	36,037	1,311	34,656	-	-	70
G466	Other specialized wholesale	3,205	51,867	30,235	21,633	-	-	-
G469	Non-specialized wholesale trade	67	-	-	-	-	-	-
G471	Retail sale in non-specialized stores	8,030	27,341	2,238	25,103	-	-	-
G472	Retail sale of food, beverages and tobacco in specialized stores	8,974	226	-	226	-	-	-
G473	Retail sale of automotive fuel in specialized stores	4,311	56,146	-	56,146	-	-	-
G474	Retail sale of information and communications equipment in specialized stores	5,099	520	-	520	-	-	-
G475	Retail sale of other household equipment in specialized stores	13,511	17,855	4,258	13,598	-	-	-
G476	Retail sale of cultural and recreation goods in specialized stores	2,924	23	-	23	-	-	-
G477	Retail sale of other goods in specialized stores	30,999	12,194	-	11,928	-	-	267
G479	Retail trade not in stores, stalls or markets	383	3,690	-	3,690	-	-	-

TABLE 8 Number of Establishments and Gross Addition to Tangible Fixed Assets for All Wholesale and Retail Trade; Repair of Motor Vehicles and Motorcycles Establishments by Industry Group: Philippines, 2017

(Values are in thousand pesos, except number of establishments. Details may not add-up to total due to rounding and/or statistical disclosure control.)

2009 PSIC Code	Industry Description	Number of Establishments	Gross Additions	Capital Expenditures	Sale of Tangible Fixed Assets
		(1)	(2)	(3)	(4)
G	Wholesale and Retail Trade; Repair of Motor Vehicles and Motorcycles	101,136	45,614,707	46,843,882	1,229,176
G451	Sale of motor vehicles	1,060	2,046,620	2,085,715	39,095
G452	Maintenance and repair of motor vehicles	2,020	27,869	27,869	-
G453	Sale of motor vehicle parts and accessories	3,340	286,267	286,267	-
G454	Sale, maintenance and repair of motorcycles and related parts and accessories	6,222	407,439	408,888	1,448
G461	Wholesale on a fee or contract basis	344	103,210	105,464	2,253
G462	Wholesale of agricultural raw materials and live animals	1,850	282,821	309,898	27,076
G463	Wholesale of food, beverages and tobacco	2,809	2,294,217	2,311,998	17,782
G464	Wholesale of household goods	3,934	3,245,687	3,596,290	350,603
G465	Wholesale of machinery, equipment and supplies	2,054	3,758,822	3,836,182	77,360
G466	Other specialized wholesale	3,205	6,843,779	6,894,206	50,427
G469	Non-specialized wholesale trade	67	1,565	1,565	-
G471	Retail sale in non-specialized stores	8,030	8,787,574	8,810,143	22,570
G472	Retail sale of food, beverages and tobacco in specialized stores	8,974	389,354	389,354	-
G473	Retail sale of automotive fuel in specialized stores	4,311	6,547,376	6,950,402	403,026
G474	Retail sale of information and communications equipment in specialized stores	5,099	353,732	353,732	-
G475	Retail sale of other household equipment in specialized stores	13,511	6,929,878	7,036,112	106,235
G476	Retail sale of cultural and recreation goods in specialized stores	2,924	315,353	316,987	1,634
G477	Retail sale of other goods in specialized stores	30,999	2,887,392	3,015,829	128,437
G479	Retail trade not in stores, stalls or markets	383	105,751	106,980	1,229

TABLE 8.1 Number of Establishments and Sale of Tangible Fixed Assets by Type for All Wholesale and Retail Trade; Repair of Motor Vehicles and Motorcycles Establishments by Industry Group: Philippines, 2017

(Values are in thousand pesos, except number of establishments. Details may not add-up to total due to rounding and/or statistical disclosure control.)

2009 PSIC Code	Industry Description	Number of Establishments	Sale of Tangible Fixed Assets				
			Total	Land	Buildings, Other Structures and Land Improvements	Transport Equipment	ICT Machinery and Equipment
		(1)	(2)	(3)	(4)	(5)	(6)
G	Wholesale and Retail Trade; Repair of Motor Vehicles and Motorcycles	101,136	1,229,176	447,727	122,642	444,863	47,067
G451	Sale of motor vehicles	1,060	39,095	24	-	37,925	-
G452	Maintenance and repair of motor vehicles	2,020	-	-	-	-	-
G453	Sale of motor vehicle parts and accessories	3,340	-	-	-	-	-
G454	Sale, maintenance and repair of motorcycles and related parts and accessories	6,222	1,448	-	-	1,448	-
G461	Wholesale on a fee or contract basis	344	2,253	-	-	-	-
G462	Wholesale of agricultural raw materials and live animals	1,850	27,076	-	-	27,076	-
G463	Wholesale of food, beverages and tobacco	2,809	17,782	-	1,490	11,606	54
G464	Wholesale of household goods	3,934	350,603	11,021	3,129	265,769	4,570
G465	Wholesale of machinery, equipment and supplies	2,054	77,360	15,866	-	32,485	18,156
G466	Other specialized wholesale	3,205	50,427	15,179	6,175	22,943	2,036
G469	Non-specialized wholesale trade	67	-	-	-	-	-
G471	Retail sale in non-specialized stores	8,030	22,570	-	15,211	2,512	2,498
G472	Retail sale of food, beverages and tobacco in specialized stores	8,974	-	-	-	-	-
G473	Retail sale of automotive fuel in specialized stores	4,311	403,026	313,696	80,721	1,457	93
G474	Retail sale of information and communications equipment in specialized stores	5,099	-	-	-	-	-
G475	Retail sale of other household equipment in specialized stores	13,511	106,235	72,530	1,439	32,265	-
G476	Retail sale of cultural and recreation goods in specialized stores	2,924	1,634	-	-	1,634	-
G477	Retail sale of other goods in specialized stores	30,999	128,437	19,411	14,476	7,742	18,431
G479	Retail trade not in stores, stalls or markets	383	1,229	-	-	-	1,229

Continued

TABLE 8.1 --Concluded

2009 PSIC Code	Industry Description	Sale of Tangible Fixed Assets				
		Specialized Industrial Machineries	General Machinery and Equipment	Other Machinery and Equipment	Valuables	Other Tangible Fixed Assets
		(7)	(8)	(9)	(10)	(11)
G	Wholesale and Retail Trade; Repair of Motor Vehicles and Motorcycles	46,529	17,188	42,079	-	61,080
G451	Sale of motor vehicles	-	-	1,146	-	-
G452	Maintenance and repair of motor vehicles	-	-	-	-	-
G453	Sale of motor vehicle parts and accessories	-	-	-	-	-
G454	Sale, maintenance and repair of motorcycles and related parts and accessories	-	-	-	-	-
G461	Wholesale on a fee or contract basis	-	-	-	-	2,253
G462	Wholesale of agricultural raw materials and live animals	-	-	-	-	-
G463	Wholesale of food, beverages and tobacco	-	3,247	-	-	1,386
G464	Wholesale of household goods	176	9,118	21,033	-	35,786
G465	Wholesale of machinery, equipment and supplies	5,440	2,746	856	-	1,812
G466	Other specialized wholesale	84	68	69	-	3,874
G469	Non-specialized wholesale trade	-	-	-	-	-
G471	Retail sale in non-specialized stores	858	15	1,313	-	162
G472	Retail sale of food, beverages and tobacco in specialized stores	-	-	-	-	-
G473	Retail sale of automotive fuel in specialized stores	3,597	-	1,426	-	2,035
G474	Retail sale of information and communications equipment in specialized stores	-	-	-	-	-
G475	Retail sale of other household equipment in specialized stores	-	-	-	-	-
G476	Retail sale of cultural and recreation goods in specialized stores	-	-	-	-	-
G477	Retail sale of other goods in specialized stores	36,373	1,995	16,236	-	13,772
G479	Retail trade not in stores, stalls or markets	-	-	-	-	-

TABLE 8.2 Number of Establishments and Losses and Damages of Tangible Fixed Assets by Type for All Wholesale and Retail Trade; Repair of Motor Vehicles and Motorcycles Establishments by Industry Group: Philippines, 2017

(Values are in thousand pesos, except number of establishments. Details may not add-up to total due to rounding and/or statistical disclosure control.)

2009 PSIC Code	Industry Description	Number of Establishments	Losses and Damages				
			Total	Land	Buildings, Other Structures and Land Improvements	Transport Equipment	ICT Machinery and Equipment
		(1)	(2)	(3)	(4)	(5)	(6)
G	Wholesale and Retail Trade; Repair of Motor Vehicles and Motorcycles	101,136	1,646,650	232	616,997	628,375	141,913
G451	Sale of motor vehicles	1,060	23,709	189	6,139	6,669	-
G452	Maintenance and repair of motor vehicles	2,020	-	-	-	-	-
G453	Sale of motor vehicle parts and accessories	3,340	93,722	44	29,132	53,097	4,648
G454	Sale, maintenance and repair of motorcycles and related parts and accessories	6,222	4,192	-	-	36	-
G461	Wholesale on a fee or contract basis	344	3,155	-	-	1,585	-
G462	Wholesale of agricultural raw materials and live animals	1,850	57,626	-	37,181	14,728	-
G463	Wholesale of food, beverages and tobacco	2,809	60,430	-	26,631	22,232	686
G464	Wholesale of household goods	3,934	176,265	-	41,160	114,613	7,320
G465	Wholesale of machinery, equipment and supplies	2,054	125,516	-	25,122	32,235	17,217
G466	Other specialized wholesale	3,205	310,284	-	19,993	141,224	96,830
G469	Non-specialized wholesale trade	67	-	-	-	-	-
G471	Retail sale in non-specialized stores	8,030	196,943	-	118,796	20,005	8,375
G472	Retail sale of food, beverages and tobacco in specialized stores	8,974	293	-	-	-	48
G473	Retail sale of automotive fuel in specialized stores	4,311	1,479	-	181	133	-
G474	Retail sale of information and communications equipment in specialized stores	5,099	7,793	-	-	6,683	-
G475	Retail sale of other household equipment in specialized stores	13,511	334,997	-	175,334	114,825	4,623
G476	Retail sale of cultural and recreation goods in specialized stores	2,924	-	-	-	-	-
G477	Retail sale of other goods in specialized stores	30,999	250,246	-	137,327	100,309	2,166
G479	Retail trade not in stores, stalls or markets	383	-	-	-	-	-

Continued

TABLE 8.2 --Concluded

2009 PSIC Code	Industry Description	Losses and Damages				
		Specialized Industrial Machineries	General Machinery and Equipment	Other Machinery and Equipment	Valuables	Other Tangible Fixed Assets
		(7)	(8)	(9)	(10)	(11)
G	Wholesale and Retail Trade; Repair of Motor Vehicles and Motorcycles	30,529	110,206	25,511	2,736	90,152
G451	Sale of motor vehicles	-	7,001	-	-	3,711
G452	Maintenance and repair of motor vehicles	-	-	-	-	-
G453	Sale of motor vehicle parts and accessories	3,006	74	-	-	3,721
G454	Sale, maintenance and repair of motorcycles and related parts and accessories	-	-	4,155	-	-
G461	Wholesale on a fee or contract basis	-	1,570	-	-	-
G462	Wholesale of agricultural raw materials and live animals	247	20	4	-	5,445
G463	Wholesale of food, beverages and tobacco	2	3,355	-	-	7,524
G464	Wholesale of household goods	349	436	4,810	2,736	4,842
G465	Wholesale of machinery, equipment and supplies	-	41,410	-	-	9,533
G466	Other specialized wholesale	5,153	16,736	6,815	-	23,532
G469	Non-specialized wholesale trade	-	-	-	-	-
G471	Retail sale in non-specialized stores	9,266	8,996	4,327	-	27,179
G472	Retail sale of food, beverages and tobacco in specialized stores	-	-	244	-	-
G473	Retail sale of automotive fuel in specialized stores	-	773	392	-	-
G474	Retail sale of information and communications equipment in specialized stores	-	-	370	-	740
G475	Retail sale of other household equipment in specialized stores	12,463	22,276	4,377	-	1,098
G476	Retail sale of cultural and recreation goods in specialized stores	-	-	-	-	-
G477	Retail sale of other goods in specialized stores	43	7,558	16	-	2,827
G479	Retail trade not in stores, stalls or markets	-	-	-	-	-

TABLE 9 Number of Establishments and Book Value of Tangible Fixed Assets by Type for All Wholesale and Retail Trade; Repair of Motor Vehicles and Motorcycles Establishments by Industry Group: Philippines, 2017

(Values are in thousand pesos, except number of establishments. Details may not add-up to total due to rounding and/or statistical disclosure control.)

2009 PSIC Code	Industry Description	Number of Establishments	Book Value of Tangible Fixed Assets as of 31 December				
			Total	Land	Buildings, Other Structures and Land Improvements	Transport Equipment	ICT Machinery and Equipment
		(1)	(2)	(3)	(4)	(5)	(6)
G	Wholesale and Retail Trade; Repair of Motor Vehicles and Motorcycles	101,136	458,183,599	78,731,178	196,755,795	50,684,097	18,938,272
G451	Sale of motor vehicles	1,060	22,237,866	5,471,746	11,233,294	2,204,785	442,159
G452	Maintenance and repair of motor vehicles	2,020	5,289,535	613,492	2,346,259	829,863	101,573
G453	Sale of motor vehicle parts and accessories	3,340	7,368,131	2,292,072	3,121,578	1,074,955	163,806
G454	Sale, maintenance and repair of motorcycles and related parts and accessories	6,222	5,608,667	1,507,039	2,141,729	820,647	342,654
G461	Wholesale on a fee or contract basis	344	1,440,448	397,842	413,208	202,643	31,510
G462	Wholesale of agricultural raw materials and live animals	1,850	5,685,523	787,946	2,641,148	1,218,566	229,631
G463	Wholesale of food, beverages and tobacco	2,809	26,921,486	5,289,306	8,929,606	4,480,412	780,372
G464	Wholesale of household goods	3,934	28,160,105	3,620,199	10,233,508	6,239,872	1,835,925
G465	Wholesale of machinery, equipment and supplies	2,054	20,016,345	2,766,653	4,624,003	2,923,167	1,343,585
G466	Other specialized wholesale	3,205	52,521,479	8,485,629	19,593,930	4,849,959	739,324
G469	Non-specialized wholesale trade	67	375,564	77,527	188,727	53,315	39,021
G471	Retail sale in non-specialized stores	8,030	78,209,754	8,291,710	42,969,442	3,002,460	5,208,732
G472	Retail sale of food, beverages and tobacco in specialized stores	8,974	13,435,010	1,237,442	6,192,229	2,121,147	407,489
G473	Retail sale of automotive fuel in specialized stores	4,311	46,349,377	7,829,867	13,350,328	1,829,133	561,589
G474	Retail sale of information and communications equipment in specialized stores	5,099	2,463,824	284,040	707,888	395,655	677,666
G475	Retail sale of other household equipment in specialized stores	13,511	70,699,331	22,395,365	32,743,902	6,908,103	2,014,646
G476	Retail sale of cultural and recreation goods in specialized stores	2,924	4,970,484	501,254	2,322,177	929,347	506,723
G477	Retail sale of other goods in specialized stores	30,999	65,786,820	6,879,221	32,872,910	10,509,328	3,444,308
G479	Retail trade not in stores, stalls or markets	383	643,850	2,828	129,928	90,739	67,558

Continued

TABLE 9 --Concluded

2009 PSIC Code	Industry Description	Book Value of Tangible Fixed Assets as of 31 December				
		Specialized Industrial Machineries	General Machinery and Equipment	Other Machinery and Equipment	Valuables	Other Tangible Fixed Assets
		(7)	(8)	(9)	(10)	(11)
G	Wholesale and Retail Trade; Repair of Motor Vehicles and Motorcycles	13,711,919	49,939,680	28,901,621	263,691	20,257,347
G451	Sale of motor vehicles	433,535	825,682	1,051,785	-	574,879
G452	Maintenance and repair of motor vehicles	597,087	617,356	3,207	165	180,534
G453	Sale of motor vehicle parts and accessories	315,496	262,744	17,850	2,947	116,683
G454	Sale, maintenance and repair of motorcycles and related parts and accessories	96,161	181,094	437,372	796	81,176
G461	Wholesale on a fee or contract basis	58,705	277,222	9,263	88	49,968
G462	Wholesale of agricultural raw materials and live animals	73,967	256,758	325,116	8,735	143,656
G463	Wholesale of food, beverages and tobacco	858,083	5,403,207	592,195	2,617	585,688
G464	Wholesale of household goods	784,132	780,952	3,816,894	3,785	844,838
G465	Wholesale of machinery, equipment and supplies	1,089,933	6,234,143	385,358	3,477	646,026
G466	Other specialized wholesale	1,428,358	11,335,112	2,196,937	-	3,892,230
G469	Non-specialized wholesale trade	4,158	7,019	2,212	-	3,585
G471	Retail sale in non-specialized stores	1,110,835	6,987,118	5,814,128	199,148	4,626,182
G472	Retail sale of food, beverages and tobacco in specialized stores	1,420,893	1,695,309	64,759	499	295,243
G473	Retail sale of automotive fuel in specialized stores	780,512	9,655,816	11,519,128	3,145	819,859
G474	Retail sale of information and communications equipment in specialized stores	4,603	188,345	80,569	230	124,828
G475	Retail sale of other household equipment in specialized stores	561,398	2,915,423	837,201	2,086	2,321,206
G476	Retail sale of cultural and recreation goods in specialized stores	23,200	303,051	186,289	24,022	174,421
G477	Retail sale of other goods in specialized stores	3,852,750	1,944,442	1,556,458	11,952	4,715,449
G479	Retail trade not in stores, stalls or markets	218,111	68,886	4,902	-	60,897

TABLE 10 Number of Establishments and Book Value of Intangible Assets by Type for All Wholesale and Retail Trade; Repair of Motor Vehicles and Motorcycles Establishments by Industry Group: Philippines, 2017

(Values are in thousand pesos, except number of establishments. Details may not add-up to total due to rounding and/or statistical disclosure control.)

2009 PSIC Code	Industry Description	Number of Establishments	Book Value of Intangible Assets as of 31 December					
			Total	Intangible Non-Produced Assets	Computer Software and Databases	Entertainment, Literary and Artistic Originals	Research and Development	Other Intangible Assets
		(1)	(2)	(3)	(4)	(5)	(6)	(7)
G	Wholesale and Retail Trade; Repair of Motor Vehicles and Motorcycles	101,136	15,805,371	13,251,591	1,989,705	192,483	19,359	352,232
G451	Sale of motor vehicles	1,060	1,981,988	1,750,129	54,087	-	-	177,772
G452	Maintenance and repair of motor vehicles	2,020	-	-	-	-	-	-
G453	Sale of motor vehicle parts and accessories	3,340	27,068	4,508	6,784	-	14,051	1,725
G454	Sale, maintenance and repair of motorcycles and related parts and accessories	6,222	51,357	-	51,357	-	-	-
G461	Wholesale on a fee or contract basis	344	1,514	128	1,387	-	-	-
G462	Wholesale of agricultural raw materials and live animals	1,850	15,605	-	270	-	-	15,335
G463	Wholesale of food, beverages and tobacco	2,809	414,988	117,469	257,548	-	-	39,970
G464	Wholesale of household goods	3,934	1,609,923	1,398,013	183,238	7,231	1,720	19,722
G465	Wholesale of machinery, equipment and supplies	2,054	344,632	40,143	298,481	762	-	5,247
G466	Other specialized wholesale	3,205	1,295,840	1,023,803	182,770	-	3,500	85,767
G469	Non-specialized wholesale trade	67	-	-	-	-	-	-
G471	Retail sale in non-specialized stores	8,030	4,558,884	4,412,423	145,508	29	88	836
G472	Retail sale of food, beverages and tobacco in specialized stores	8,974	4,240	212	4,028	-	-	-
G473	Retail sale of automotive fuel in specialized stores	4,311	500,586	2,800	497,786	-	-	-
G474	Retail sale of information and communications equipment in specialized stores	5,099	10,511	5,123	4,730	-	-	658
G475	Retail sale of other household equipment in specialized stores	13,511	4,336,509	4,053,880	130,438	151,961	-	229
G476	Retail sale of cultural and recreation goods in specialized stores	2,924	322,484	244,483	45,230	32,500	-	271
G477	Retail sale of other goods in specialized stores	30,999	314,581	195,538	114,342	-	-	4,701
G479	Retail trade not in stores, stalls or markets	383	14,661	2,939	11,722	-	-	-

TABLE 11 Number of Establishments and Value of Inventories by Type for All Wholesale and Retail Trade; Repair of Motor Vehicles and Motorcycles
Establishments by Industry Group: Philippines, 2017

(Values are in thousand pesos, except number of establishments. Details may not add-up to total due to rounding and/or statistical disclosure control.)

2009 PSIC Code	Industry Description	Number of Establishments	Book Value of Inventories as of 1 January				
			Total	Materials and Supplies	Fuels, Lubricants, Oil and Greases	Goods for Resale	Others
		(1)	(2)	(3)	(4)	(5)	(6)
G	Wholesale and Retail Trade; Repair of Motor Vehicles and Motorcycles	101,136	775,995,112	8,252,209	564,203	767,177,812	888
G451	Sale of motor vehicles	1,060	36,632,387	319,260	12,229	36,300,898	-
G452	Maintenance and repair of motor vehicles	2,020	1,827,658	750,895	48,927	1,027,835	-
G453	Sale of motor vehicle parts and accessories	3,340	17,954,173	15,502	24,058	17,914,614	-
G454	Sale, maintenance and repair of motorcycles and related parts and accessories	6,222	21,456,963	50,825	6,942	21,399,196	-
G461	Wholesale on a fee or contract basis	344	1,419,965	871,133	-	548,832	-
G462	Wholesale of agricultural raw materials and live animals	1,850	8,337,391	109,268	37,228	8,190,896	-
G463	Wholesale of food, beverages and tobacco	2,809	79,454,036	690,520	35,772	78,727,744	-
G464	Wholesale of household goods	3,934	82,312,337	256,414	66,877	81,989,047	-
G465	Wholesale of machinery, equipment and supplies	2,054	46,861,946	2,408,325	-	44,453,620	-
G466	Other specialized wholesale	3,205	52,355,240	159,704	3,465	52,192,070	-
G469	Non-specialized wholesale trade	67	660,356	10	-	660,347	-
G471	Retail sale in non-specialized stores	8,030	105,532,688	473,841	78,169	104,980,678	-
G472	Retail sale of food, beverages and tobacco in specialized stores	8,974	9,753,312	40,430	54,805	9,658,078	-
G473	Retail sale of automotive fuel in specialized stores	4,311	26,091,779	560,177	127,076	25,404,526	-
G474	Retail sale of information and communications equipment in specialized stores	5,099	20,354,404	58,857	-	20,295,547	-
G475	Retail sale of other household equipment in specialized stores	13,511	85,624,624	953,902	62,354	84,607,480	888
G476	Retail sale of cultural and recreation goods in specialized stores	2,924	22,543,441	61,400	1,117	22,480,925	-
G477	Retail sale of other goods in specialized stores	30,999	155,819,083	463,697	5,184	155,350,202	-
G479	Retail trade not in stores, stalls or markets	383	1,003,329	8,049	-	995,280	-

Continued

TABLE 11 --Concluded

2009 PSIC Code	Industry Description	Book Value of Inventories as of 31 December				
		Total	Materials and Supplies	Fuels, Lubricants, Oil and Greases	Goods for Resale	Others
		(7)	(8)	(9)	(10)	(11)
G	Wholesale and Retail Trade; Repair of Motor Vehicles and Motorcycles	829,090,501	7,465,801	710,549	820,893,524	20,627
G451	Sale of motor vehicles	44,350,205	263,706	15,140	44,071,359	-
G452	Maintenance and repair of motor vehicles	1,457,377	553,374	27,278	876,725	-
G453	Sale of motor vehicle parts and accessories	18,439,691	21,249	18,404	18,400,039	-
G454	Sale, maintenance and repair of motorcycles and related parts and accessories	29,888,697	46,630	9,625	29,832,442	-
G461	Wholesale on a fee or contract basis	1,429,707	874,985	-	554,722	-
G462	Wholesale of agricultural raw materials and live animals	7,826,683	97,049	26,337	7,703,297	-
G463	Wholesale of food, beverages and tobacco	66,210,799	623,716	62,821	65,504,399	19,863
G464	Wholesale of household goods	95,760,044	208,898	105,255	95,445,890	-
G465	Wholesale of machinery, equipment and supplies	51,693,459	2,029,978	975	49,662,505	-
G466	Other specialized wholesale	66,015,914	140,225	10,066	65,865,622	-
G469	Non-specialized wholesale trade	798,336	5	-	798,330	-
G471	Retail sale in non-specialized stores	106,114,063	492,203	137,429	105,484,431	-
G472	Retail sale of food, beverages and tobacco in specialized stores	10,323,260	39,866	52,968	10,230,425	-
G473	Retail sale of automotive fuel in specialized stores	45,812,770	705,969	131,949	44,974,853	-
G474	Retail sale of information and communications equipment in specialized stores	22,865,261	43,012	1,100	22,821,148	-
G475	Retail sale of other household equipment in specialized stores	88,316,953	803,501	74,412	87,438,276	764
G476	Retail sale of cultural and recreation goods in specialized stores	19,453,507	26,647	1,174	19,425,686	-
G477	Retail sale of other goods in specialized stores	151,097,209	484,402	35,615	150,577,192	-
G479	Retail trade not in stores, stalls or markets	1,236,567	10,384	-	1,226,183	-

Continued

TABLE 12 Number of Reporting Establishments and Nationality with Highest Capital Participation Rate for All Wholesale and Retail Trade; Repair of Motor Vehicles and Motorcycles Establishments by Industry Group: Philippines, 2017

(Values are in thousand pesos, except number of establishments. Details may not add-up to total due to rounding and/or statistical disclosure control.)

2009 PSIC Code	Industry Description	Number of Reporting Establishments	Nationality with Highest Capital Participation Rate					
			Filipino	American	Australian	British	Chinese	German
		(1)	(2)	(3)	(4)	(5)	(6)	(7)
G	Wholesale and Retail Trade; Repair of Motor Vehicles and Motorcycles	5,677	5,511	24	1	5	48	6
G451	Sale of motor vehicles	201	197	-	-	-	2	-
G452	Maintenance and repair of motor vehicles	77	77	-	-	-	-	-
G453	Sale of motor vehicle parts and accessories	162	159	1	-	-	1	-
G454	Sale, maintenance and repair of motorcycles and related parts and accessories	115	114	-	-	-	1	-
G461	Wholesale on a fee or contract basis	92	86	1	-	-	2	-
G462	Wholesale of agricultural raw materials and live animals	137	135	-	-	-	1	-
G463	Wholesale of food, beverages and tobacco	474	467	-	1	1	2	-
G464	Wholesale of household goods	629	591	11	-	3	6	-
G465	Wholesale of machinery, equipment and supplies	645	600	6	-	1	5	2
G466	Other specialized wholesale	410	396	1	-	-	3	3
G469	Non-specialized wholesale trade	11	10	-	-	-	-	-
G471	Retail sale in non-specialized stores	838	822	-	-	-	6	-
G472	Retail sale of food, beverages and tobacco in specialized stores	196	195	1	-	-	-	-
G473	Retail sale of automotive fuel in specialized stores	109	109	-	-	-	-	-
G474	Retail sale of information and communications equipment in specialized stores	164	161	-	-	-	5	-
G475	Retail sale of other household equipment in specialized stores	602	597	-	-	-	8	-
G476	Retail sale of cultural and recreation goods in specialized stores	111	111	-	-	-	-	-
G477	Retail sale of other goods in specialized stores	665	648	1	-	-	5	-
G479	Retail trade not in stores, stalls or markets	39	36	2	-	-	1	1

Continued

TABLE 12 --Concluded

2009 PSIC Code	Industry Description	Nationality with Highest Capital Participation Rate					
		Japanese	Korean	Malaysian	Singaporean	Taiwanese	Others
		(8)	(9)	(10)	(11)	(12)	(13)
G	Wholesale and Retail Trade; Repair of Motor Vehicles and Motorcycles	22	5	3	27	4	53
G451	Sale of motor vehicles	-	-	-	1	-	1
G452	Maintenance and repair of motor vehicles	-	-	-	-	-	-
G453	Sale of motor vehicle parts and accessories	1	-	-	-	-	-
G454	Sale, maintenance and repair of motorcycles and related parts and accessories	-	-	-	-	1	-
G461	Wholesale on a fee or contract basis	2	-	-	1	1	2
G462	Wholesale of agricultural raw materials and live animals	-	-	-	1	-	-
G463	Wholesale of food, beverages and tobacco	1	1	-	1	1	3
G464	Wholesale of household goods	3	1	1	3	-	12
G465	Wholesale of machinery, equipment and supplies	13	-	1	16	-	7
G466	Other specialized wholesale	1	-	1	1	1	5
G469	Non-specialized wholesale trade	1	-	-	-	-	-
G471	Retail sale in non-specialized stores	-	-	-	-	-	13
G472	Retail sale of food, beverages and tobacco in specialized stores	-	-	-	-	-	1
G473	Retail sale of automotive fuel in specialized stores	-	-	-	-	-	-
G474	Retail sale of information and communications equipment in specialized stores	-	-	-	-	-	1
G475	Retail sale of other household equipment in specialized stores	-	-	-	-	-	1
G476	Retail sale of cultural and recreation goods in specialized stores	-	-	-	-	-	-
G477	Retail sale of other goods in specialized stores	-	2	-	3	-	7
G479	Retail trade not in stores, stalls or markets	-	1	-	-	-	-

TABLE 13 Number of Reporting Establishments with E-Commerce Transactions for All Wholesale and Retail Trade; Repair of Motor Vehicles and Motorcycles Establishments by Industry Group: Philippines, 2017

2009 PSIC Code	Industry Description	Number of Reporting Establishments	Number of Establishments with E-Commerce Transactions						
			0%	1 - 9%	10 - 19%	20 - 29%	30 - 39%	40 - 49%	50% and over
			(1)	(2)	(3)	(4)	(5)	(6)	(7)
G	Wholesale and Retail Trade; Repair of Motor Vehicles and Motorcycles	5,677	5,662	3	3	1	4	1	3
G451	Sale of motor vehicles	201	201	-	-	-	-	-	-
G452	Maintenance and repair of motor vehicles	77	77	-	-	-	-	-	-
G453	Sale of motor vehicle parts and accessories	162	162	-	-	-	-	-	-
G454	Sale, maintenance and repair of motorcycles and related parts and accessories	115	115	-	-	-	-	-	-
G461	Wholesale on a fee or contract basis	92	92	-	-	-	-	-	-
G462	Wholesale of agricultural raw materials and live animals	137	137	-	-	-	-	-	-
G463	Wholesale of food, beverages and tobacco	474	474	-	-	-	-	-	-
G464	Wholesale of household goods	629	627	1	1	-	-	-	-
G465	Wholesale of machinery, equipment and supplies	645	637	-	2	-	4	-	2
G466	Other specialized wholesale	410	410	-	-	-	-	-	-
G469	Non-specialized wholesale trade	11	11	-	-	-	-	-	-
G471	Retail sale in non-specialized stores	838	837	-	-	1	-	-	-
G472	Retail sale of food, beverages and tobacco in specialized stores	196	195	1	-	-	-	-	-
G473	Retail sale of automotive fuel in specialized stores	109	109	-	-	-	-	-	-
G474	Retail sale of information and communications equipment in specialized stores	164	163	1	-	-	-	-	-
G475	Retail sale of other household equipment in specialized stores	602	601	-	-	-	-	1	-
G476	Retail sale of cultural and recreation goods in specialized stores	111	111	-	-	-	-	-	-
G477	Retail sale of other goods in specialized stores	665	665	-	-	-	-	-	-
G479	Retail trade not in stores, stalls or markets	39	38	-	-	-	-	-	1

Statistical Tables

for

**Establishments
with Total Employment
of 20 and Over**

National and Regional Tables

TABLE 1a Summary Statistics for Wholesale and Retail Trade; Repair of Motor Vehicles and Motorcycles Establishments with Total Employment of 20 and Over by Region and Industry Group: Philippines, 2017

(Values are in thousand pesos, except number of establishments and employment. Details may not add up to total due to rounding and/or statistical disclosure control.)

2009 PSIC Code	Region/ Industry Description	Number of Establishments	Employment		Total Income	Expense		
			Total	Paid Workers		Total	Compensation	Other Expense
		(1)	(2)	(3)	(4)	(5)	(6)	(7)
PHILIPPINES		8,301	505,090	504,131	3,162,493,146	3,035,540,069	106,313,259	2,929,226,810
G451	Sale of motor vehicles	360	29,859	29,811	359,191,984	346,772,365	6,289,473	340,482,892
G452	Maintenance and repair of motor vehicles	114	3,428	3,422	8,416,002	7,863,174	593,584	7,269,590
G453	Sale of motor vehicle parts and accessories	204	9,227	9,224	32,837,289	31,102,027	1,737,044	29,364,984
G454	Sale, maintenance and repair of motorcycles and related parts and accessories	200	10,081	10,078	21,610,110	20,638,823	1,393,251	19,245,572
G461	Wholesale on a fee or contract basis	58	2,541	2,528	7,688,204	7,239,221	434,526	6,804,695
G462	Wholesale of agricultural raw materials and live animals	125	5,728	5,671	48,808,404	44,521,147	906,087	43,615,061
G463	Wholesale of food, beverages and tobacco	805	46,805	46,682	405,788,269	406,018,943	10,189,118	395,829,825
G464	Wholesale of household goods	855	62,272	62,206	470,475,917	441,117,098	19,271,516	421,845,581
G465	Wholesale of machinery, equipment and supplies	484	34,731	34,680	208,104,257	198,543,552	10,683,985	187,859,567
G466	Other specialized wholesale	544	30,787	30,745	295,588,207	281,760,036	6,836,235	274,923,801
G469	Non-specialized wholesale trade	15	808	808	4,622,240	4,375,384	307,326	4,068,058
G471	Retail sale in non-specialized stores	1,532	144,265	144,140	687,291,828	662,478,338	23,824,910	638,653,429
G472	Retail sale of food, beverages and tobacco in specialized stores	151	6,935	6,933	30,550,342	29,707,085	1,045,957	28,661,128
G473	Retail sale of automotive fuel in specialized stores	435	11,200	11,125	132,421,043	128,953,885	2,130,200	126,823,685
G474	Retail sale of information and communications equipment in specialized stores	151	9,319	9,317	47,906,725	45,591,642	1,800,572	43,791,070
G475	Retail sale of other household equipment in specialized stores	1,102	48,697	48,515	205,125,339	189,523,212	7,887,522	181,635,690
G476	Retail sale of cultural and recreation goods in specialized stores	116	4,554	4,551	15,840,481	14,886,718	929,039	13,957,678
G477	Retail sale of other goods in specialized stores	1,032	42,196	42,039	172,591,036	166,783,433	9,588,317	157,195,116
G479	Retail trade not in stores, stalls or markets	18	1,656	1,656	7,635,471	7,663,984	464,596	7,199,388
NCR		3,401	229,456	229,303	1,724,381,122	1,648,617,604	63,276,640	1,585,340,964
G451	Sale of motor vehicles	152	15,335	15,335	220,429,036	213,208,444	3,754,552	209,453,892
G452	Maintenance and repair of motor vehicles	60	1,594	1,594	6,439,403	6,399,936	362,766	6,037,170
G453	Sale of motor vehicle parts and accessories	110	4,850	4,850	19,946,408	18,770,262	1,106,205	17,664,057
G454	Sale, maintenance and repair of motorcycles and related parts and accessories	32	2,467	2,467	5,743,059	5,642,896	344,163	5,298,733
G461	Wholesale on a fee or contract basis	34	1,326	1,322	4,429,933	4,111,419	279,661	3,831,758
G462	Wholesale of agricultural raw materials and live animals	31	1,922	1,922	31,691,098	28,113,603	374,542	27,739,061
G463	Wholesale of food, beverages and tobacco	205	14,156	14,132	197,426,809	194,951,744	3,865,111	191,086,633
G464	Wholesale of household goods	584	45,733	45,681	367,255,599	343,835,017	16,738,493	327,096,524
G465	Wholesale of machinery, equipment and supplies	378	28,076	28,034	157,863,439	150,391,444	8,739,705	141,651,739
G466	Other specialized wholesale	304	18,439	18,435	194,580,969	187,333,870	5,010,554	182,323,316
G469	Non-specialized wholesale trade	12	690	690	2,586,440	2,367,756	256,288	2,111,468

Continued

TABLE 1a --Continued

2009 PSIC Code	Region/ Industry Description	Number of Establishments	Employment		Total Income	Expense		
			Total	Paid Workers		Total	Compensation	Other Expense
		(1)	(2)	(3)	(4)	(5)	(6)	(7)
G471	Retail sale in non-specialized stores	308	34,917	34,917	211,363,150	204,638,299	8,050,527	196,587,773
G472	Retail sale of food, beverages and tobacco in specialized stores	59	2,682	2,680	12,091,626	11,788,066	509,555	11,278,510
G473	Retail sale of automotive fuel in specialized stores	142	3,920	3,920	41,260,606	40,631,913	845,558	39,786,355
G474	Retail sale of information and communications equipment in specialized stores	84	6,705	6,705	34,350,856	32,867,365	1,497,529	31,369,836
G475	Retail sale of other household equipment in specialized stores	326	18,020	18,003	94,268,534	85,227,402	3,781,920	81,445,482
G476	Retail sale of cultural and recreation goods in specialized stores	76	3,204	3,202	12,470,857	11,754,169	751,635	11,002,534
G477	Retail sale of other goods in specialized stores	489	23,842	23,834	102,648,787	99,009,960	6,549,061	92,460,899
G479	Retail trade not in stores, stalls or markets	15	1,579	1,579	7,534,513	7,574,039	458,814	7,115,225
CAR		71	4,051	4,021	20,674,694	19,831,180	598,287	19,232,893
G451	Sale of motor vehicles	s	s	s	s	s	s	s
G453	Sale of motor vehicle parts and accessories	s	s	s	s	s	s	s
G454	Sale, maintenance and repair of motorcycles and related parts and accessories	s	s	s	s	s	s	s
G462	Wholesale of agricultural raw materials and live animals	s	s	s	s	s	s	s
G463	Wholesale of food, beverages and tobacco	10	397	388	1,955,389	2,033,013	89,334	1,943,679
G464	Wholesale of household goods	s	s	s	s	s	s	s
G465	Wholesale of machinery, equipment and supplies	s	s	s	s	s	s	s
G466	Other specialized wholesale	s	s	s	s	s	s	s
G471	Retail sale in non-specialized stores	28	2,484	2,468	11,997,030	11,459,195	293,629	11,165,566
G473	Retail sale of automotive fuel in specialized stores	7	235	235	1,435,402	1,414,970	50,656	1,364,314
G474	Retail sale of information and communications equipment in specialized stores	s	s	s	s	s	s	s
G475	Retail sale of other household equipment in specialized stores	5	129	126	1,097,283	963,755	30,387	933,368
G477	Retail sale of other goods in specialized stores	9	261	259	1,041,469	1,017,114	45,570	971,544
I - Ilocos		265	13,061	13,016	59,712,161	58,596,101	1,716,347	56,879,754
G451	Sale of motor vehicles	10	711	711	5,999,207	5,880,898	57,755	5,823,143
G452	Maintenance and repair of motor vehicles	s	s	s	s	s	s	s
G453	Sale of motor vehicle parts and accessories	7	334	333	579,668	569,216	34,969	534,247
G454	Sale, maintenance and repair of motorcycles and related parts and accessories	14	854	854	1,485,090	1,461,552	98,337	1,363,215
G462	Wholesale of agricultural raw materials and live animals	s	s	s	s	s	s	s
G463	Wholesale of food, beverages and tobacco	42	1,934	1,934	15,081,242	15,424,950	300,458	15,124,491
G464	Wholesale of household goods	11	1,107	1,100	3,078,700	3,037,062	96,498	2,940,564
G466	Other specialized wholesale	8	469	469	1,137,594	1,118,795	40,574	1,078,221
G471	Retail sale in non-specialized stores	77	4,390	4,373	20,477,231	19,837,657	572,885	19,264,773

Continued

TABLE 1a --Continued

2009 PSIC Code	Region/ Industry Description	Number of Establishments	Employment		Total Income	Expense		
			Total	Paid Workers		Total	Compensation	Other Expense
		(1)	(2)	(3)	(4)	(5)	(6)	(7)
G472	Retail sale of food, beverages and tobacco in specialized stores	4	281	281	1,503,417	1,479,993	58,911	1,421,082
G473	Retail sale of automotive fuel in specialized stores	10	245	235	1,335,384	1,245,320	43,068	1,202,252
G474	Retail sale of information and communications equipment in specialized stores	5	193	193	1,031,233	987,007	16,980	970,027
G475	Retail sale of other household equipment in specialized stores	38	1,270	1,262	5,153,696	4,767,629	236,052	4,531,577
G476	Retail sale of cultural and recreation goods in specialized stores	4	165	165	328,189	311,038	19,783	291,256
G477	Retail sale of other goods in specialized stores	31	1,025	1,025	2,476,599	2,440,760	133,872	2,306,888
II - Cagayan Valley		151	7,266	7,219	36,094,574	35,821,693	1,093,016	34,728,677
G451	Sale of motor vehicles	6	327	327	1,738,142	1,655,850	36,249	1,619,601
G453	Sale of motor vehicle parts and accessories	s	s	s	s	s	s	s
G454	Sale, maintenance and repair of motorcycles and related parts and accessories	8	235	233	531,222	493,852	31,489	462,362
G462	Wholesale of agricultural raw materials and live animals	17	613	613	2,805,665	2,737,704	82,712	2,654,992
G463	Wholesale of food, beverages and tobacco	28	2,027	2,018	12,417,890	12,974,357	405,795	12,568,561
G464	Wholesale of household goods	7	250	250	1,490,507	1,450,639	40,215	1,410,424
G465	Wholesale of machinery, equipment and supplies	s	s	s	s	s	s	s
G466	Other specialized wholesale	3	277	277	1,851,519	1,841,889	17,993	1,823,896
G471	Retail sale in non-specialized stores	26	1,338	1,329	7,405,107	7,175,051	195,664	6,979,387
G472	Retail sale of food, beverages and tobacco in specialized stores	3	191	191	669,531	657,990	21,756	636,234
G473	Retail sale of automotive fuel in specialized stores	8	300	300	1,144,404	1,125,268	27,680	1,097,588
G474	Retail sale of information and communications equipment in specialized stores	s	s	s	s	s	s	s
G475	Retail sale of other household equipment in specialized stores	18	676	676	2,488,320	2,335,417	103,184	2,232,233
G476	Retail sale of cultural and recreation goods in specialized stores	s	s	s	s	s	s	s
G477	Retail sale of other goods in specialized stores	21	637	612	2,634,657	2,501,379	92,903	2,408,477
III - Central Luzon		628	33,420	33,399	206,523,821	197,766,982	5,957,115	191,809,866
G451	Sale of motor vehicles	39	2,812	2,812	26,334,984	24,904,889	539,401	24,365,487
G452	Maintenance and repair of motor vehicles	7	195	195	198,086	136,198	43,226	92,972
G453	Sale of motor vehicle parts and accessories	5	352	352	984,687	972,840	42,799	930,040
G454	Sale, maintenance and repair of motorcycles and related parts and accessories	20	995	995	776,321	771,280	97,584	673,695
G461	Wholesale on a fee or contract basis	s	s	s	s	s	s	s
G462	Wholesale of agricultural raw materials and live animals	15	616	612	1,655,749	1,546,741	97,222	1,449,519
G463	Wholesale of food, beverages and tobacco	67	3,728	3,728	28,414,809	28,702,739	853,496	27,849,244
G464	Wholesale of household goods	32	2,111	2,107	8,854,790	8,209,921	253,055	7,956,866

Continued

TABLE 1a --Continued

2009 PSIC Code	Region/ Industry Description	Number of Establishments	Employment		Total Income	Expense		
			Total	Paid Workers		Total	Compensation	Other Expense
		(1)	(2)	(3)	(4)	(5)	(6)	(7)
G465	Wholesale of machinery, equipment and supplies	5	258	258	1,727,260	1,573,412	30,832	1,542,579
G466	Other specialized wholesale	38	1,967	1,958	16,849,925	15,850,463	222,593	15,627,871
G469	Non-specialized wholesale trade	s	s	s	s	s	s	s
G471	Retail sale in non-specialized stores	177	13,461	13,461	82,179,688	78,545,535	2,571,196	75,974,339
G472	Retail sale of food, beverages and tobacco in specialized stores	10	442	442	3,884,011	3,631,543	57,908	3,573,636
G473	Retail sale of automotive fuel in specialized stores	51	1,186	1,186	3,399,780	3,336,101	205,915	3,130,186
G474	Retail sale of information and communications equipment in specialized stores	5	152	152	1,008,863	982,375	17,078	965,298
G475	Retail sale of other household equipment in specialized stores	84	2,943	2,943	15,780,556	14,460,516	408,820	14,051,696
G476	Retail sale of cultural and recreation goods in specialized stores	6	209	209	313,379	287,999	25,569	262,430
G477	Retail sale of other goods in specialized stores	63	1,824	1,820	12,604,126	12,336,629	443,264	11,893,365
IVA - CALABARZON		875	46,024	45,906	315,522,791	305,610,376	9,100,631	296,509,746
G451	Sale of motor vehicles	35	2,057	2,041	27,433,946	25,936,025	476,565	25,459,461
G452	Maintenance and repair of motor vehicles	17	724	721	968,326	734,344	63,344	671,000
G453	Sale of motor vehicle parts and accessories	16	846	846	5,425,357	5,150,356	203,142	4,947,214
G454	Sale, maintenance and repair of motorcycles and related parts and accessories	21	1,162	1,162	1,866,314	1,815,905	133,745	1,682,160
G461	Wholesale on a fee or contract basis	s	s	s	s	s	s	s
G462	Wholesale of agricultural raw materials and live animals	3	100	100	699,609	692,226	14,595	677,632
G463	Wholesale of food, beverages and tobacco	78	3,996	3,994	29,313,377	29,256,951	974,197	28,282,753
G464	Wholesale of household goods	37	2,616	2,616	17,803,105	17,035,331	518,759	16,516,572
G465	Wholesale of machinery, equipment and supplies	30	2,646	2,646	29,987,185	28,775,359	962,999	27,812,361
G466	Other specialized wholesale	57	2,133	2,130	9,510,493	8,909,358	397,411	8,511,947
G469	Non-specialized wholesale trade	s	s	s	s	s	s	s
G471	Retail sale in non-specialized stores	234	18,427	18,427	106,964,840	104,293,481	3,137,101	101,156,380
G472	Retail sale of food, beverages and tobacco in specialized stores	14	581	581	2,658,925	2,622,057	67,322	2,554,735
G473	Retail sale of automotive fuel in specialized stores	82	1,950	1,918	38,042,748	37,218,273	426,862	36,791,411
G474	Retail sale of information and communications equipment in specialized stores	7	329	329	2,803,759	2,806,282	38,450	2,767,831
G475	Retail sale of other household equipment in specialized stores	131	4,109	4,051	20,904,753	19,235,331	605,518	18,629,814
G476	Retail sale of cultural and recreation goods in specialized stores	s	s	s	s	s	s	s
G477	Retail sale of other goods in specialized stores	108	4,188	4,186	19,914,677	19,919,221	1,041,511	18,877,709
IVB - MIMAROPA		108	5,316	5,278	18,665,916	19,053,897	666,843	18,387,054
G451	Sale of motor vehicles	s	s	s	s	s	s	s
G453	Sale of motor vehicle parts and accessories	s	s	s	s	s	s	s

Continued

TABLE 1a --Continued

2009 PSIC Code	Region/ Industry Description	Number of Establishments	Employment		Total Income	Expense		
			Total	Paid Workers		Total	Compensation	Other Expense
		(1)	(2)	(3)	(4)	(5)	(6)	(7)
G454	Sale, maintenance and repair of motorcycles and related parts and accessories	8	424	424	728,921	668,091	54,093	613,998
G462	Wholesale of agricultural raw materials and live animals	11	359	347	185,753	170,732	19,222	151,510
G463	Wholesale of food, beverages and tobacco	30	1,647	1,643	6,529,056	7,452,738	268,177	7,184,561
G464	Wholesale of household goods	s	s	s	s	s	s	s
G466	Other specialized wholesale	s	s	s	s	s	s	s
G471	Retail sale in non-specialized stores	30	1,823	1,821	5,421,526	5,111,252	212,152	4,899,100
G472	Retail sale of food, beverages and tobacco in specialized stores	s	s	s	s	s	s	s
G473	Retail sale of automotive fuel in specialized stores	3	70	70	956,832	953,829	12,547	941,281
G474	Retail sale of information and communications equipment in specialized stores	3	138	138	1,678,649	1,574,699	12,722	1,561,977
G475	Retail sale of other household equipment in specialized stores	10	378	361	1,321,354	1,295,250	34,114	1,261,135
G477	Retail sale of other goods in specialized stores	6	203	200	1,089,874	1,080,750	21,669	1,059,081
V - Bicol		244	12,595	12,506	61,008,777	60,152,248	1,703,764	58,448,484
G451	Sale of motor vehicles	3	206	181	2,880,981	2,770,177	47,988	2,722,190
G452	Maintenance and repair of motor vehicles	s	s	s	s	s	s	s
G453	Sale of motor vehicle parts and accessories	s	s	s	s	s	s	s
G454	Sale, maintenance and repair of motorcycles and related parts and accessories	7	242	242	2,371,972	2,274,940	67,904	2,207,036
G461	Wholesale on a fee or contract basis	s	s	s	s	s	s	s
G462	Wholesale of agricultural raw materials and live animals	4	451	451	1,545,926	1,462,006	72,851	1,389,155
G463	Wholesale of food, beverages and tobacco	49	2,748	2,723	14,873,890	15,132,405	507,626	14,624,778
G464	Wholesale of household goods	17	914	914	5,905,415	5,804,384	115,512	5,688,872
G465	Wholesale of machinery, equipment and supplies	s	s	s	s	s	s	s
G466	Other specialized wholesale	4	197	197	1,190,207	1,178,278	16,040	1,162,238
G471	Retail sale in non-specialized stores	66	4,825	4,808	23,669,457	23,118,192	569,560	22,548,632
G472	Retail sale of food, beverages and tobacco in specialized stores	s	s	s	s	s	s	s
G473	Retail sale of automotive fuel in specialized stores	6	122	122	335,780	318,885	18,466	300,419
G474	Retail sale of information and communications equipment in specialized stores	3	101	101	696,213	676,588	10,223	666,365
G475	Retail sale of other household equipment in specialized stores	26	1,019	1,008	2,452,252	2,440,460	103,794	2,336,666
G476	Retail sale of cultural and recreation goods in specialized stores	s	s	s	s	s	s	s
G477	Retail sale of other goods in specialized stores	50	1,424	1,416	4,203,942	4,171,602	134,925	4,036,677
VI - Western Visayas		454	25,868	25,804	127,131,408	121,610,446	3,631,827	117,978,619
G451	Sale of motor vehicles	21	1,284	1,284	12,683,862	12,507,712	141,233	12,366,479

Continued

TABLE 1a --Continued

2009 PSIC Code	Region/ Industry Description	Number of Establishments	Employment		Total Income	Expense		
			Total	Paid Workers		Total	Compensation	Other Expense
		(1)	(2)	(3)	(4)	(5)	(6)	(7)
G452	Maintenance and repair of motor vehicles	4	118	118	68,733	65,385	12,424	52,961
G453	Sale of motor vehicle parts and accessories	6	227	227	552,811	536,336	33,755	502,580
G454	Sale, maintenance and repair of motorcycles and related parts and accessories	18	609	609	1,977,326	1,572,840	165,562	1,407,278
G462	Wholesale of agricultural raw materials and live animals	s	s	s	s	s	s	s
G463	Wholesale of food, beverages and tobacco	60	3,214	3,190	20,114,165	19,890,503	412,687	19,477,815
G464	Wholesale of household goods	24	1,779	1,779	10,380,342	9,196,322	277,815	8,918,507
G465	Wholesale of machinery, equipment and supplies	6	222	222	1,343,280	1,256,706	51,367	1,205,338
G466	Other specialized wholesale	11	729	729	10,386,630	9,976,233	113,614	9,862,619
G471	Retail sale in non-specialized stores	115	10,733	10,717	44,216,485	42,364,575	1,523,879	40,840,696
G472	Retail sale of food, beverages and tobacco in specialized stores	10	507	507	1,269,194	1,223,353	63,606	1,159,746
G473	Retail sale of automotive fuel in specialized stores	15	343	340	1,195,729	1,172,123	23,420	1,148,703
G474	Retail sale of information and communications equipment in specialized stores	7	259	257	512,627	504,958	26,260	478,697
G475	Retail sale of other household equipment in specialized stores	97	3,985	3,969	15,954,060	15,043,865	519,006	14,524,859
G476	Retail sale of cultural and recreation goods in specialized stores	s	s	s	s	s	s	s
G477	Retail sale of other goods in specialized stores	57	1,766	1,763	5,198,509	5,071,642	249,559	4,822,083
VII - Central Visayas		710	44,976	44,923	219,986,888	212,081,003	7,015,128	205,065,875
G451	Sale of motor vehicles	44	3,519	3,519	30,057,435	29,327,531	581,363	28,746,168
G452	Maintenance and repair of motor vehicles	8	292	292	154,186	102,868	52,231	50,637
G453	Sale of motor vehicle parts and accessories	21	701	701	1,460,542	1,434,309	111,710	1,322,600
G454	Sale, maintenance and repair of motorcycles and related parts and accessories	28	1,321	1,321	2,161,789	2,113,873	156,099	1,957,774
G461	Wholesale on a fee or contract basis	7	318	318	328,425	276,517	37,487	239,030
G462	Wholesale of agricultural raw materials and live animals	7	238	234	2,573,349	2,369,623	34,902	2,334,720
G463	Wholesale of food, beverages and tobacco	58	3,177	3,171	20,682,714	20,944,859	523,020	20,421,839
G464	Wholesale of household goods	51	2,689	2,689	21,605,964	21,047,321	506,407	20,540,915
G465	Wholesale of machinery, equipment and supplies	32	1,348	1,346	5,043,174	4,873,563	321,568	4,551,995
G466	Other specialized wholesale	54	2,512	2,512	20,267,991	19,133,961	379,176	18,754,785
G469	Non-specialized wholesale trade	s	s	s	s	s	s	s
G471	Retail sale in non-specialized stores	126	17,601	17,584	61,884,123	59,212,954	2,579,006	56,633,948
G472	Retail sale of food, beverages and tobacco in specialized stores	16	766	766	2,996,010	2,966,264	110,627	2,855,637
G473	Retail sale of automotive fuel in specialized stores	43	1,056	1,056	25,054,023	23,891,726	259,714	23,632,012
G474	Retail sale of information and communications equipment in specialized stores	19	800	800	3,397,513	2,908,974	113,446	2,795,528
G475	Retail sale of other household equipment in specialized stores	118	6,216	6,202	15,097,447	14,498,557	828,939	13,669,618

Continued

TABLE 1a --Continued

2009 PSIC Code	Region/ Industry Description	Number of Establishments	Employment		Total Income	Expense		
			Total	Paid Workers		Total	Compensation	Other Expense
		(1)	(2)	(3)	(4)	(5)	(6)	(7)
G476	Retail sale of cultural and recreation goods in specialized stores	11	260	260	1,014,024	906,392	50,647	855,744
G477	Retail sale of other goods in specialized stores	64	2,080	2,071	5,968,794	5,837,242	359,443	5,477,799
G479	Retail trade not in stores, stalls or markets	s	s	s	s	s	s	s
VIII - Eastern Visayas		158	7,556	7,502	34,669,706	33,571,495	1,004,426	32,567,069
G451	Sale of motor vehicles	3	101	101	1,045,843	1,025,916	16,798	1,009,118
G452	Maintenance and repair of motor vehicles	s	s	s	s	s	s	s
G453	Sale of motor vehicle parts and accessories	s	s	s	s	s	s	s
G454	Sale, maintenance and repair of motorcycles and related parts and accessories	5	170	170	283,675	279,383	18,478	260,906
G461	Wholesale on a fee or contract basis	s	s	s	s	s	s	s
G462	Wholesale of agricultural raw materials and live animals	6	241	205	801,085	781,448	22,915	758,533
G463	Wholesale of food, beverages and tobacco	33	1,386	1,382	10,706,742	11,078,058	342,165	10,735,893
G464	Wholesale of household goods	9	612	612	4,624,041	4,552,257	105,851	4,446,406
G466	Other specialized wholesale	4	244	244	1,077,024	860,640	27,272	833,369
G471	Retail sale in non-specialized stores	39	2,755	2,753	9,324,756	8,507,188	277,616	8,229,572
G472	Retail sale of food, beverages and tobacco in specialized stores	s	s	s	s	s	s	s
G473	Retail sale of automotive fuel in specialized stores	9	429	429	3,227,378	3,209,013	43,323	3,165,690
G474	Retail sale of information and communications equipment in specialized stores	s	s	s	s	s	s	s
G475	Retail sale of other household equipment in specialized stores	34	1,117	1,104	2,519,826	2,377,867	107,605	2,270,262
G477	Retail sale of other goods in specialized stores	10	304	304	463,251	430,794	25,090	405,704
IX - Zamboanga Peninsula		159	8,064	8,051	25,968,496	25,777,954	921,253	24,856,701
G451	Sale of motor vehicles	s	s	s	s	s	s	s
G453	Sale of motor vehicle parts and accessories	s	s	s	s	s	s	s
G454	Sale, maintenance and repair of motorcycles and related parts and accessories	5	139	139	485,953	477,356	19,873	457,483
G461	Wholesale on a fee or contract basis	3	269	269	306,011	300,617	33,552	267,065
G462	Wholesale of agricultural raw materials and live animals	5	123	123	357,319	349,711	10,304	339,407
G463	Wholesale of food, beverages and tobacco	19	886	886	4,311,175	4,509,460	138,373	4,371,086
G464	Wholesale of household goods	13	549	549	3,885,000	3,842,141	98,944	3,743,197
G465	Wholesale of machinery, equipment and supplies	s	s	s	s	s	s	s
G466	Other specialized wholesale	4	166	166	241,150	210,250	10,205	200,045
G471	Retail sale in non-specialized stores	51	3,717	3,715	8,743,449	8,641,611	384,680	8,256,930
G472	Retail sale of food, beverages and tobacco in specialized stores	6	405	405	1,501,906	1,472,951	32,871	1,440,079
G473	Retail sale of automotive fuel in specialized stores	5	130	130	986,748	972,464	10,070	962,393

Continued

TABLE 1a --Continued

2009 PSIC Code	Region/ Industry Description	Number of Establishments	Employment		Total Income	Expense		
			Total	Paid Workers		Total	Compensation	Other Expense
		(1)	(2)	(3)	(4)	(5)	(6)	(7)
G475	Retail sale of other household equipment in specialized stores	25	754	748	2,739,554	2,655,775	102,293	2,553,483
G476	Retail sale of cultural and recreation goods in specialized stores	s	s	s	s	s	s	s
G477	Retail sale of other goods in specialized stores	17	584	580	1,642,575	1,601,574	49,806	1,551,768
X - Northern Mindanao		286	17,582	17,418	90,022,474	84,547,728	2,595,348	81,952,380
G451	Sale of motor vehicles	17	1,240	1,233	8,233,589	7,965,994	191,652	7,774,342
G452	Maintenance and repair of motor vehicles	s	s	s	s	s	s	s
G453	Sale of motor vehicle parts and accessories	11	752	752	1,475,381	1,339,327	68,975	1,270,352
G454	Sale, maintenance and repair of motorcycles and related parts and accessories	7	244	244	353,832	334,115	27,805	306,310
G462	Wholesale of agricultural raw materials and live animals	6	243	243	2,297,087	2,210,045	32,844	2,177,202
G463	Wholesale of food, beverages and tobacco	37	2,003	2,000	13,590,254	13,482,855	357,974	13,124,881
G464	Wholesale of household goods	21	1,151	1,151	9,469,900	7,645,129	141,486	7,503,643
G465	Wholesale of machinery, equipment and supplies	6	544	541	2,853,550	2,745,984	217,121	2,528,863
G466	Other specialized wholesale	16	1,056	1,030	7,021,051	6,142,256	213,212	5,929,044
G471	Retail sale in non-specialized stores	61	6,404	6,404	23,249,257	22,327,058	887,067	21,439,991
G472	Retail sale of food, beverages and tobacco in specialized stores	7	267	267	1,475,031	1,462,468	34,895	1,427,573
G473	Retail sale of automotive fuel in specialized stores	15	383	358	9,060,181	8,582,580	62,314	8,520,267
G474	Retail sale of information and communications equipment in specialized stores	3	117	117	420,003	403,039	13,942	389,097
G475	Retail sale of other household equipment in specialized stores	49	1,841	1,829	6,937,944	6,416,077	209,334	6,206,742
G476	Retail sale of cultural and recreation goods in specialized stores	s	s	s	s	s	s	s
G477	Retail sale of other goods in specialized stores	25	1,109	1,021	3,420,545	3,348,826	121,949	3,226,877
XI - Davao		443	28,506	28,479	148,825,844	141,001,209	4,573,711	136,427,498
G451	Sale of motor vehicles	14	1,232	1,232	12,409,226	11,898,262	285,392	11,612,870
G452	Maintenance and repair of motor vehicles	11	285	285	229,666	214,769	40,060	174,709
G453	Sale of motor vehicle parts and accessories	13	430	430	1,139,490	1,118,316	67,693	1,050,623
G454	Sale, maintenance and repair of motorcycles and related parts and accessories	13	589	589	1,172,441	1,078,039	106,384	971,655
G461	Wholesale on a fee or contract basis	7	360	350	1,646,681	1,606,907	40,581	1,566,326
G462	Wholesale of agricultural raw materials and live animals	4	240	240	1,151,867	1,131,844	30,784	1,101,060
G463	Wholesale of food, beverages and tobacco	38	2,976	2,964	13,467,132	13,064,250	616,258	12,447,992
G464	Wholesale of household goods	26	1,657	1,655	11,458,815	10,885,642	236,885	10,648,757
G465	Wholesale of machinery, equipment and supplies	17	1,078	1,075	7,449,627	7,263,977	234,262	7,029,715
G466	Other specialized wholesale	31	1,843	1,843	30,297,379	28,063,119	315,345	27,747,774
G471	Retail sale in non-specialized stores	103	11,605	11,605	46,219,204	44,028,281	1,715,863	42,312,418

Continued

TABLE 1a --Continued

2009 PSIC Code	Region/ Industry Description	Number of Establishments	Employment		Total Income	Expense		
			Total	Paid Workers		Total	Compensation	Other Expense
		(1)	(2)	(3)	(4)	(5)	(6)	(7)
G472	Retail sale of food, beverages and tobacco in specialized stores	5	154	154	114,620	109,862	25,770	84,092
G473	Retail sale of automotive fuel in specialized stores	21	413	413	2,299,809	2,249,960	62,377	2,187,582
G474	Retail sale of information and communications equipment in specialized stores	7	243	243	548,205	535,400	22,593	512,807
G475	Retail sale of other household equipment in specialized stores	82	3,621	3,621	11,575,733	11,142,013	538,237	10,603,776
G476	Retail sale of cultural and recreation goods in specialized stores	6	285	285	1,002,499	955,579	38,199	917,380
G477	Retail sale of other goods in specialized stores	44	1,460	1,460	6,570,319	5,591,979	195,486	5,396,493
G479	Retail trade not in stores, stalls or markets	s	s	s	s	s	s	s
XII - SOCCSKSARGEN		219	13,203	13,180	43,410,612	42,962,610	1,567,453	41,395,157
G451	Sale of motor vehicles	5	432	432	5,409,550	5,307,229	82,112	5,225,117
G452	Maintenance and repair of motor vehicles	s	s	s	s	s	s	s
G453	Sale of motor vehicle parts and accessories	5	263	263	601,293	567,873	34,846	533,027
G454	Sale, maintenance and repair of motorcycles and related parts and accessories	7	366	366	1,348,323	1,339,475	42,690	1,296,785
G462	Wholesale of agricultural raw materials and live animals	7	263	263	1,188,553	1,136,108	76,308	1,059,800
G463	Wholesale of food, beverages and tobacco	35	1,805	1,805	10,430,090	10,923,263	392,636	10,530,627
G464	Wholesale of household goods	10	436	436	2,023,991	2,000,008	38,489	1,961,519
G465	Wholesale of machinery, equipment and supplies	s	s	s	s	s	s	s
G466	Other specialized wholesale	s	s	s	s	s	s	s
G471	Retail sale in non-specialized stores	55	6,426	6,415	13,138,857	12,693,776	544,518	12,149,258
G472	Retail sale of food, beverages and tobacco in specialized stores	7	321	321	928,774	912,662	29,449	883,212
G473	Retail sale of automotive fuel in specialized stores	10	216	212	1,484,886	1,462,601	18,545	1,444,055
G474	Retail sale of information and communications equipment in specialized stores	s	s	s	s	s	s	s
G475	Retail sale of other household equipment in specialized stores	44	1,724	1,717	5,210,350	5,046,126	215,337	4,830,790
G476	Retail sale of cultural and recreation goods in specialized stores	s	s	s	s	s	s	s
G477	Retail sale of other goods in specialized stores	26	709	709	1,153,813	1,097,604	68,912	1,028,692
XIII - Caraga		118	7,566	7,554	28,577,647	27,251,409	852,421	26,398,988
G451	Sale of motor vehicles	6	306	306	2,236,402	2,117,326	53,721	2,063,605
G452	Maintenance and repair of motor vehicles	s	s	s	s	s	s	s
G454	Sale, maintenance and repair of motorcycles and related parts and accessories	6	229	229	284,903	276,539	26,542	249,997
G462	Wholesale of agricultural raw materials and live animals	s	s	s	s	s	s	s
G463	Wholesale of food, beverages and tobacco	15	691	689	6,285,981	6,011,298	140,152	5,871,147
G464	Wholesale of household goods	10	544	542	2,223,731	2,189,902	63,134	2,126,768

Continued

TABLE 1a --Continued

2009 PSIC Code	Region/ Industry Description	Number of Establishments	Employment		Total Income	Expense		
			Total	Paid Workers		Total	Compensation	Other Expense
		(1)	(2)	(3)	(4)	(5)	(6)	(7)
G465	Wholesale of machinery, equipment and supplies	3	135	135	804,953	718,438	59,133	659,305
G466	Other specialized wholesale	4	533	533	494,491	469,240	48,791	420,449
G471	Retail sale in non-specialized stores	30	2,932	2,925	10,590,721	10,097,214	286,674	9,810,540
G472	Retail sale of food, beverages and tobacco in specialized stores	5	143	143	717,418	710,648	19,534	691,114
G473	Retail sale of automotive fuel in specialized stores	7	175	175	1,136,876	1,106,522	17,514	1,089,007
G474	Retail sale of information and communications equipment in specialized stores	s	s	s	s	s	s	s
G475	Retail sale of other household equipment in specialized stores	15	896	896	1,623,676	1,617,172	62,984	1,554,188
G477	Retail sale of other goods in specialized stores	12	781	779	1,559,100	1,326,357	55,298	1,271,059
ARMM		11	579	571	1,316,215	1,286,135	39,049	1,247,086
G462	Wholesale of agricultural raw materials and live animals	s	s	s	s	s	s	s
G463	Wholesale of food, beverages and tobacco	s	s	s	s	s	s	s
G466	Other specialized wholesale	s	s	s	s	s	s	s
G471	Retail sale in non-specialized stores	6	427	419	446,948	427,017	22,891	404,126
G473	Retail sale of automotive fuel in specialized stores	s	s	s	s	s	s	s

Continued

TABLE 1a --Continued

2009 PSIC Code	Region/ Industry Description	Gross Margin	Value Added	Gross Additions to Tangible Fixed Assets	Change in Inventories	Subsidies	Sales from E-commerce Transactions
		(8)	(9)	(10)	(11)	(12)	(13)
	PHILIPPINES	466,012,030	300,917,797	26,829,531	32,043,620	6,877,447	5,569,414
G451	Sale of motor vehicles	25,293,657	23,637,455	1,917,264	7,417,844	-	-
G452	Maintenance and repair of motor vehicles	22,983	1,421,404	27,869	31,403	-	-
G453	Sale of motor vehicle parts and accessories	5,678,522	4,222,962	276,810	260,559	-	-
G454	Sale, maintenance and repair of motorcycles and related parts and accessories	3,229,007	2,652,454	57,999	1,431,291	-	-
G461	Wholesale on a fee or contract basis	20,640	1,010,961	19,044	(7,269)	-	-
G462	Wholesale of agricultural raw materials and live animals	7,882,043	5,657,841	207,896	1,812,670	1,200	-
G463	Wholesale of food, beverages and tobacco	41,001,762	22,509,676	1,753,301	(11,953,816)	6,876,247	-
G464	Wholesale of household goods	93,615,821	57,274,831	3,049,434	13,133,815	-	83,421
G465	Wholesale of machinery, equipment and supplies	34,646,757	26,221,463	2,510,245	4,440,470	-	232,935
G466	Other specialized wholesale	42,438,301	27,644,716	4,349,604	13,673,905	-	-
G469	Non-specialized wholesale trade	935,333	588,309	1,565	119,400	-	-
G471	Retail sale in non-specialized stores	108,840,919	65,095,293	7,716,739	(1,285,263)	-	174,163
G472	Retail sale of food, beverages and tobacco in specialized stores	4,643,005	2,418,875	384,888	1,173,334	-	24,566
G473	Retail sale of automotive fuel in specialized stores	11,275,999	7,821,995	120,185	675,287	-	-
G474	Retail sale of information and communications equipment in specialized stores	5,749,068	4,672,429	186,840	922,353	-	137
G475	Retail sale of other household equipment in specialized stores	41,982,297	26,783,150	2,790,056	1,849,871	-	652,118
G476	Retail sale of cultural and recreation goods in specialized stores	3,981,248	2,218,516	128,909	(1,686,153)	-	-
G477	Retail sale of other goods in specialized stores	32,296,023	18,415,813	1,261,741	(179,426)	-	-
G479	Retail trade not in stores, stalls or markets	2,478,646	649,655	69,142	213,346	-	4,402,075
	NCR	277,076,431	174,549,903	13,240,227	21,737,975	1,370,830	5,322,290
G451	Sale of motor vehicles	15,539,871	14,268,888	1,082,860	3,419,225	-	-
G452	Maintenance and repair of motor vehicles	1,224	552,838	525	9,476	-	-
G453	Sale of motor vehicle parts and accessories	3,866,809	2,792,661	202,262	(148,924)	-	-
G454	Sale, maintenance and repair of motorcycles and related parts and accessories	766,146	558,505	3,876	604,365	-	-
G461	Wholesale on a fee or contract basis	4,737	666,781	17,788	(7,896)	-	-
G462	Wholesale of agricultural raw materials and live animals	5,376,939	4,166,621	114,783	1,544,593	-	-
G463	Wholesale of food, beverages and tobacco	19,679,493	9,859,804	397,215	(5,809,052)	1,370,830	-
G464	Wholesale of household goods	80,823,440	47,614,273	2,759,022	10,948,460	-	83,340
G465	Wholesale of machinery, equipment and supplies	26,886,815	20,205,860	1,732,044	3,080,256	-	160,192
G466	Other specialized wholesale	25,745,372	16,173,168	1,944,553	7,693,096	-	-
G469	Non-specialized wholesale trade	647,799	507,655	433	87,724	-	-
G471	Retail sale in non-specialized stores	39,096,273	21,920,509	2,104,231	(1,002,042)	-	-

Continued

TABLE 1a --Continued

2009 PSIC Code	Region/ Industry Description	Gross Margin	Value Added	Gross Additions to Tangible Fixed Assets	Change in Inventories	Subsidies	Sales from E-commerce Transactions
		(8)	(9)	(10)	(11)	(12)	(13)
G472	Retail sale of food, beverages and tobacco in specialized stores	2,003,428	1,124,159	295,376	597,657	-	24,566
G473	Retail sale of automotive fuel in specialized stores	2,232,037	1,541,245	5,943	(228,899)	-	-
G474	Retail sale of information and communications equipment in specialized stores	4,126,951	3,423,683	150,938	838,356	-	-
G475	Retail sale of other household equipment in specialized stores	21,978,399	14,467,318	1,346,742	619,647	-	652,118
G476	Retail sale of cultural and recreation goods in specialized stores	3,211,033	1,770,175	100,809	(1,517,687)	-	-
G477	Retail sale of other goods in specialized stores	22,635,157	12,304,113	912,070	799,458	-	-
G479	Retail trade not in stores, stalls or markets	2,454,509	631,647	68,757	210,162	-	4,402,075
CAR		2,715,213	1,685,510	167,048	505	115,801	-
G451	Sale of motor vehicles	s	s	s	s	s	s
G453	Sale of motor vehicle parts and accessories	s	s	s	s	s	s
G454	Sale, maintenance and repair of motorcycles and related parts and accessories	s	s	s	s	s	s
G462	Wholesale of agricultural raw materials and live animals	s	s	s	s	s	s
G463	Wholesale of food, beverages and tobacco	225,141	111,708	35,036	(108,008)	115,801	-
G464	Wholesale of household goods	s	s	s	s	s	s
G465	Wholesale of machinery, equipment and supplies	s	s	s	s	s	s
G466	Other specialized wholesale	s	s	s	s	s	s
G471	Retail sale in non-specialized stores	1,693,737	917,891	111,108	46,536	-	-
G473	Retail sale of automotive fuel in specialized stores	99,000	75,941	17,874	6,519	-	-
G474	Retail sale of information and communications equipment in specialized stores	s	s	s	s	s	s
G475	Retail sale of other household equipment in specialized stores	222,041	168,011	98	13,282	-	-
G477	Retail sale of other goods in specialized stores	134,018	80,716	-	3,941	-	-
I - Ilocos		6,247,662	3,956,127	268,460	258,603	305,150	-
G451	Sale of motor vehicles	195,717	200,682	7,863	54,591	-	-
G452	Maintenance and repair of motor vehicles	s	s	s	s	s	s
G453	Sale of motor vehicle parts and accessories	57,075	54,151	16,738	19,012	-	-
G454	Sale, maintenance and repair of motorcycles and related parts and accessories	141,310	124,304	-	50,292	-	-
G462	Wholesale of agricultural raw materials and live animals	s	s	s	s	s	s
G463	Wholesale of food, beverages and tobacco	903,743	533,311	12,424	(161,292)	305,150	-
G464	Wholesale of household goods	228,765	161,318	462	(2,542)	-	-
G466	Other specialized wholesale	100,261	82,673	14,318	8,431	-	-
G471	Retail sale in non-specialized stores	2,506,419	1,540,306	91,621	200,025	-	-

Continued

TABLE 1a --Continued

2009 PSIC Code	Region/ Industry Description	Gross Margin	Value Added	Gross Additions to Tangible Fixed Assets	Change in Inventories	Subsidies	Sales from E-commerce Transactions
		(8)	(9)	(10)	(11)	(12)	(13)
G472	Retail sale of food, beverages and tobacco in specialized stores	224,911	99,164	20,926	(19,671)	-	-
G473	Retail sale of automotive fuel in specialized stores	130,723	145,099	-	(5,624)	-	-
G474	Retail sale of information and communications equipment in specialized stores	75,456	63,660	193	241	-	-
G475	Retail sale of other household equipment in specialized stores	1,212,006	685,094	107,797	75,360	-	-
G476	Retail sale of cultural and recreation goods in specialized stores	95,175	41,171	3,979	(1,315)	-	-
G477	Retail sale of other goods in specialized stores	370,296	208,589	(7,859)	38,984	-	-
II - Cagayan Valley		3,988,295	2,396,381	408,711	345,834	514,458	-
G451	Sale of motor vehicles	103,172	129,893	1,275	138,447	-	-
G453	Sale of motor vehicle parts and accessories	s	s	s	s	s	s
G454	Sale, maintenance and repair of motorcycles and related parts and accessories	117,102	103,612	1,414	75,028	-	-
G462	Wholesale of agricultural raw materials and live animals	313,184	203,549	7,165	111,872	-	-
G463	Wholesale of food, beverages and tobacco	967,904	490,969	88,151	(337,689)	514,458	-
G464	Wholesale of household goods	116,948	94,665	83,124	68,194	-	-
G465	Wholesale of machinery, equipment and supplies	s	s	s	s	s	s
G466	Other specialized wholesale	134,960	38,052	17,007	(32,928)	-	-
G471	Retail sale in non-specialized stores	1,017,525	551,384	64,118	104,514	-	-
G472	Retail sale of food, beverages and tobacco in specialized stores	62,648	39,320	-	8,080	-	-
G473	Retail sale of automotive fuel in specialized stores	79,329	58,892	15,119	12,640	-	-
G474	Retail sale of information and communications equipment in specialized stores	s	s	s	s	s	s
G475	Retail sale of other household equipment in specialized stores	519,802	307,896	114,982	60,296	-	-
G476	Retail sale of cultural and recreation goods in specialized stores	s	s	s	s	s	s
G477	Retail sale of other goods in specialized stores	424,026	271,797	1,486	79,159	-	-
III - Central Luzon		28,395,462	19,073,934	2,270,294	603,653	802,259	174,243
G451	Sale of motor vehicles	2,126,870	2,341,884	314,741	(35,358)	-	-
G452	Maintenance and repair of motor vehicles	-	115,146	17,971	1,240	-	-
G453	Sale of motor vehicle parts and accessories	82,072	67,214	5,401	5,171	-	-
G454	Sale, maintenance and repair of motorcycles and related parts and accessories	98,516	86,156	169	228,744	-	-
G461	Wholesale on a fee or contract basis	s	s	s	s	s	s
G462	Wholesale of agricultural raw materials and live animals	461,025	273,711	51,874	16,875	-	-
G463	Wholesale of food, beverages and tobacco	3,141,339	1,915,004	127,271	(406,759)	802,259	-

Continued

TABLE 1a --Continued

2009 PSIC Code	Region/ Industry Description	Gross Margin	Value Added	Gross Additions to Tangible Fixed Assets	Change in Inventories	Subsidies	Sales from E-commerce Transactions
		(8)	(9)	(10)	(11)	(12)	(13)
G464	Wholesale of household goods	1,381,840	998,579	23,768	189,656	-	81
G465	Wholesale of machinery, equipment and supplies	220,055	193,948	-	77,012	-	-
G466	Other specialized wholesale	2,133,026	1,535,114	226,273	1,204,140	-	-
G469	Non-specialized wholesale trade	s	s	s	s	s	s
G471	Retail sale in non-specialized stores	12,935,133	7,914,447	1,268,573	920,913	-	174,163
G472	Retail sale of food, beverages and tobacco in specialized stores	444,905	328,933	7,760	24,439	-	-
G473	Retail sale of automotive fuel in specialized stores	390,943	260,648	-	34,072	-	-
G474	Retail sale of information and communications equipment in specialized stores	86,329	44,687	-	(33,840)	-	-
G475	Retail sale of other household equipment in specialized stores	3,185,393	1,931,848	201,410	46,756	-	-
G476	Retail sale of cultural and recreation goods in specialized stores	91,718	56,926	5,154	(26,719)	-	-
G477	Retail sale of other goods in specialized stores	1,450,804	907,127	18,247	(1,670,269)	-	-
IVA - CALABARZON		39,855,962	24,654,368	2,100,830	2,594,961	244,120	66,418
G451	Sale of motor vehicles	1,866,097	2,307,697	84,328	553,222	-	-
G452	Maintenance and repair of motor vehicles	-	386,786	3,679	16,045	-	-
G453	Sale of motor vehicle parts and accessories	757,697	563,447	2,632	12,964	-	-
G454	Sale, maintenance and repair of motorcycles and related parts and accessories	244,371	215,886	14,370	62,164	-	-
G461	Wholesale on a fee or contract basis	s	s	s	s	s	s
G462	Wholesale of agricultural raw materials and live animals	37,477	24,898	980	2,980	-	-
G463	Wholesale of food, beverages and tobacco	3,130,800	1,548,761	225,992	944,197	244,120	-
G464	Wholesale of household goods	2,059,985	1,433,828	76,298	137,461	-	-
G465	Wholesale of machinery, equipment and supplies	4,283,546	3,133,452	384,827	866,391	-	66,281
G466	Other specialized wholesale	1,918,565	1,246,254	130,381	654,649	-	-
G469	Non-specialized wholesale trade	s	s	s	s	s	s
G471	Retail sale in non-specialized stores	15,489,283	7,780,044	832,637	(713,066)	-	-
G472	Retail sale of food, beverages and tobacco in specialized stores	338,151	141,666	7,331	(21,575)	-	-
G473	Retail sale of automotive fuel in specialized stores	2,623,742	1,913,740	(6,037)	73,174	-	-
G474	Retail sale of information and communications equipment in specialized stores	192,240	41,227	-	1,897	-	137
G475	Retail sale of other household equipment in specialized stores	4,288,719	2,535,912	234,068	(156,520)	-	-
G476	Retail sale of cultural and recreation goods in specialized stores	s	s	s	s	s	s
G477	Retail sale of other goods in specialized stores	2,503,774	1,322,229	108,886	148,197	-	-

Continued

TABLE 1a --Continued

2009 PSIC Code	Region/ Industry Description	Gross Margin	Value Added	Gross Additions to Tangible Fixed Assets	Change in Inventories	Subsidies	Sales from E-commerce Transactions
		(8)	(9)	(10)	(11)	(12)	(13)
	IVB - MIMAROPA	2,066,207	1,470,402	146,160	(799,808)	505,454	-
G451	Sale of motor vehicles	s	s	s	s	s	s
G453	Sale of motor vehicle parts and accessories	s	s	s	s	s	s
G454	Sale, maintenance and repair of motorcycles and related parts and accessories	125,551	116,963	-	10,458	-	-
G462	Wholesale of agricultural raw materials and live animals	57,611	44,628	26,273	3,392	-	-
G463	Wholesale of food, beverages and tobacco	597,241	376,361	20,850	(783,869)	505,454	-
G464	Wholesale of household goods	s	s	s	s	s	s
G466	Other specialized wholesale	s	s	s	s	s	s
G471	Retail sale in non-specialized stores	741,761	573,895	43,303	(110,210)	-	-
G472	Retail sale of food, beverages and tobacco in specialized stores	s	s	s	s	s	s
G473	Retail sale of automotive fuel in specialized stores	34,489	23,580	21,142	4,297	-	-
G474	Retail sale of information and communications equipment in specialized stores	181,911	122,380	1,344	11,124	-	-
G475	Retail sale of other household equipment in specialized stores	173,551	126,755	23,181	34,321	-	-
G477	Retail sale of other goods in specialized stores	77,853	40,017	5,214	4,755	-	-
	V - Bicol	6,851,216	3,873,370	312,101	976,298	322,364	-
G451	Sale of motor vehicles	187,192	208,085	25,302	(1,412)	-	-
G452	Maintenance and repair of motor vehicles	s	s	s	s	s	s
G453	Sale of motor vehicle parts and accessories	s	s	s	s	s	s
G454	Sale, maintenance and repair of motorcycles and related parts and accessories	320,503	190,528	-	156,604	-	-
G461	Wholesale on a fee or contract basis	s	s	s	s	s	s
G462	Wholesale of agricultural raw materials and live animals	227,734	166,282	-	21,683	-	-
G463	Wholesale of food, beverages and tobacco	1,646,396	870,092	144,007	(245,702)	322,364	-
G464	Wholesale of household goods	393,392	231,107	1,526	33,316	-	-
G465	Wholesale of machinery, equipment and supplies	s	s	s	s	s	s
G466	Other specialized wholesale	67,059	40,625	-	(3,687)	-	-
G471	Retail sale in non-specialized stores	3,041,128	1,601,917	138,428	117,577	-	-
G472	Retail sale of food, beverages and tobacco in specialized stores	s	s	s	s	s	s
G473	Retail sale of automotive fuel in specialized stores	62,355	45,932	2,550	7,901	-	-
G474	Retail sale of information and communications equipment in specialized stores	54,319	36,553	-	691	-	-
G475	Retail sale of other household equipment in specialized stores	270,775	143,360	101	43,489	-	-
G476	Retail sale of cultural and recreation goods in specialized stores	s	s	s	s	s	s
G477	Retail sale of other goods in specialized stores	451,477	213,119	44	212,610	-	-

Continued

TABLE 1a --Continued

2009 PSIC Code	Region/ Industry Description	Gross Margin	Value Added	Gross Additions to Tangible Fixed Assets	Change in Inventories	Subsidies	Sales from E-commerce Transactions
		(8)	(9)	(10)	(11)	(12)	(13)
VI - Western Visayas		16,921,328	11,729,013	944,674	1,659,143	452,997	
G451	Sale of motor vehicles	647,933	412,317	2,093	780,001	-	-
G452	Maintenance and repair of motor vehicles	-	20,769	40	2,099	-	-
G453	Sale of motor vehicle parts and accessories	107,830	85,945	8,421	86,878	-	-
G454	Sale, maintenance and repair of motorcycles and related parts and accessories	597,362	584,478	-	19,733	-	-
G462	Wholesale of agricultural raw materials and live animals	s	s	s	s	s	s
G463	Wholesale of food, beverages and tobacco	1,733,809	1,387,030	125,728	(463,881)	452,997	-
G464	Wholesale of household goods	1,965,514	1,715,501	20,592	362,832	-	-
G465	Wholesale of machinery, equipment and supplies	135,717	179,574	14,509	25,205	-	-
G466	Other specialized wholesale	1,261,806	805,725	19,961	347,134	-	-
G471	Retail sale in non-specialized stores	6,469,845	4,152,589	520,872	322,604	-	-
G472	Retail sale of food, beverages and tobacco in specialized stores	227,403	135,828	10,927	11,377	-	-
G473	Retail sale of automotive fuel in specialized stores	60,892	48,856	-	11,782	-	-
G474	Retail sale of information and communications equipment in specialized stores	62,758	37,759	-	17,821	-	-
G475	Retail sale of other household equipment in specialized stores	2,850,439	1,641,792	181,090	159,856	-	-
G476	Retail sale of cultural and recreation goods in specialized stores	s	s	s	s	s	s
G477	Retail sale of other goods in specialized stores	669,281	447,992	40,414	35,133	-	-
VII - Central Visayas		29,479,357	20,281,161	1,466,657	1,061,241	381,760	6,462
G451	Sale of motor vehicles	2,113,298	1,781,417	93,740	1,401,380	-	-
G452	Maintenance and repair of motor vehicles	-	112,685	-	1,240	-	-
G453	Sale of motor vehicle parts and accessories	244,996	169,367	2,468	40,484	-	-
G454	Sale, maintenance and repair of motorcycles and related parts and accessories	296,137	250,540	2,111	(127,341)	-	-
G461	Wholesale on a fee or contract basis	14,008	111,286	-	8,572	-	-
G462	Wholesale of agricultural raw materials and live animals	395,482	257,203	450	(40,177)	-	-
G463	Wholesale of food, beverages and tobacco	1,669,303	971,971	79,098	(244,764)	381,760	-
G464	Wholesale of household goods	1,946,284	1,265,683	26,427	874,049	-	-
G465	Wholesale of machinery, equipment and supplies	948,142	737,944	63,385	228,192	-	6,462
G466	Other specialized wholesale	3,650,294	2,209,342	292,147	450,759	-	-
G469	Non-specialized wholesale trade	s	s	s	s	s	s
G471	Retail sale in non-specialized stores	9,717,287	6,770,035	565,190	(1,752,926)	-	-
G472	Retail sale of food, beverages and tobacco in specialized stores	377,527	204,485	19,434	(41,505)	-	-
G473	Retail sale of automotive fuel in specialized stores	3,506,147	2,307,910	57,682	369,599	-	-

Continued

TABLE 1a --Continued

2009 PSIC Code	Region/ Industry Description	Gross Margin	Value Added	Gross Additions to Tangible Fixed Assets	Change in Inventories	Subsidies	Sales from E-commerce Transactions
		(8)	(9)	(10)	(11)	(12)	(13)
G474	Retail sale of information and communications equipment in specialized stores	666,213	673,148	34,366	55,369	-	-
G475	Retail sale of other household equipment in specialized stores	2,668,056	1,706,758	213,032	(43,549)	-	-
G476	Retail sale of cultural and recreation goods in specialized stores	288,005	163,242	-	(170,407)	-	-
G477	Retail sale of other goods in specialized stores	955,639	572,401	16,741	53,398	-	-
G479	Retail trade not in stores, stalls or markets	s	s	s	s	s	s
VIII - Eastern Visayas		3,983,596	2,835,989	156,196	(1,769,608)	295,761	-
G451	Sale of motor vehicles	70,100	54,007	7,271	82,880	-	-
G452	Maintenance and repair of motor vehicles	s	s	s	s	s	s
G453	Sale of motor vehicle parts and accessories	s	s	s	s	s	s
G454	Sale, maintenance and repair of motorcycles and related parts and accessories	28,450	24,193	-	20,339	-	-
G461	Wholesale on a fee or contract basis	s	s	s	s	s	s
G462	Wholesale of agricultural raw materials and live animals	77,080	37,726	(25,672)	5,165	-	-
G463	Wholesale of food, beverages and tobacco	921,985	477,895	70,250	(1,219,783)	295,761	-
G464	Wholesale of household goods	355,888	210,979	4,632	(21,859)	-	-
G466	Other specialized wholesale	290,197	245,396	2,802	34,610	-	-
G471	Retail sale in non-specialized stores	1,584,782	1,191,340	48,723	(650,531)	-	-
G472	Retail sale of food, beverages and tobacco in specialized stores	s	s	s	s	s	s
G473	Retail sale of automotive fuel in specialized stores	113,064	74,758	-	4,206	-	-
G474	Retail sale of information and communications equipment in specialized stores	s	s	s	s	s	s
G475	Retail sale of other household equipment in specialized stores	427,177	303,356	48,175	(30,041)	-	-
G477	Retail sale of other goods in specialized stores	77,091	67,488	-	5,753	-	-
IX - Zamboanga Peninsula		3,134,312	1,844,939	193,457	143,631	178,396	-
G451	Sale of motor vehicles	s	s	s	s	s	s
G453	Sale of motor vehicle parts and accessories	s	s	s	s	s	s
G454	Sale, maintenance and repair of motorcycles and related parts and accessories	34,665	33,036	-	74,133	-	-
G461	Wholesale on a fee or contract basis	-	35,293	235	(6,235)	-	-
G462	Wholesale of agricultural raw materials and live animals	60,336	23,747	-	13,664	-	-
G463	Wholesale of food, beverages and tobacco	452,576	269,661	78,322	(289,102)	178,396	-
G464	Wholesale of household goods	343,885	175,838	8,067	26,270	-	-
G465	Wholesale of machinery, equipment and supplies	s	s	s	s	s	s
G466	Other specialized wholesale	55,240	43,189	970	(6,167)	-	-

Continued

TABLE 1a --Continued

2009 PSIC Code	Region/ Industry Description	Gross Margin	Value Added	Gross Additions to Tangible Fixed Assets	Change in Inventories	Subsidies	Sales from E-commerce Transactions
		(8)	(9)	(10)	(11)	(12)	(13)
G471	Retail sale in non-specialized stores	1,370,369	790,026	56,479	44,753	-	-
G472	Retail sale of food, beverages and tobacco in specialized stores	127,246	68,746	417	(215)	-	-
G473	Retail sale of automotive fuel in specialized stores	46,181	28,047	-	(3,503)	-	-
G475	Retail sale of other household equipment in specialized stores	448,097	233,168	48,855	251,729	-	-
G476	Retail sale of cultural and recreation goods in specialized stores	s	s	s	s	s	s
G477	Retail sale of other goods in specialized stores	117,793	80,945	-	10,321	-	-
X - Northern Mindanao		14,888,378	11,032,037	1,566,821	1,724,626	332,275	-
G451	Sale of motor vehicles	630,729	557,808	18,540	98,909	-	-
G452	Maintenance and repair of motor vehicles	s	s	s	s	s	s
G453	Sale of motor vehicle parts and accessories	266,093	227,872	13,246	117,325	-	-
G454	Sale, maintenance and repair of motorcycles and related parts and accessories	63,809	52,884	3,434	(1,579)	-	-
G462	Wholesale of agricultural raw materials and live animals	328,061	144,483	-	(40,406)	-	-
G463	Wholesale of food, beverages and tobacco	1,415,163	956,657	93,558	139,257	332,275	-
G464	Wholesale of household goods	2,553,946	2,223,903	24,629	221,274	-	-
G465	Wholesale of machinery, equipment and supplies	905,457	691,198	187,094	87,225	-	-
G466	Other specialized wholesale	1,423,069	1,318,737	308,342	465,159	-	-
G471	Retail sale in non-specialized stores	3,771,692	2,605,459	675,495	202,525	-	-
G472	Retail sale of food, beverages and tobacco in specialized stores	356,214	62,548	12,144	(9,614)	-	-
G473	Retail sale of automotive fuel in specialized stores	1,586,726	1,059,214	-	361,678	-	-
G474	Retail sale of information and communications equipment in specialized stores	53,480	38,238	-	16,013	-	-
G475	Retail sale of other household equipment in specialized stores	1,168,128	803,343	77,161	(19,618)	-	-
G476	Retail sale of cultural and recreation goods in specialized stores	s	s	s	s	s	s
G477	Retail sale of other goods in specialized stores	341,400	243,940	151,736	76,270	-	-
XI - Davao		21,513,978	15,341,918	2,324,788	3,179,953	312,975	-
G451	Sale of motor vehicles	1,239,951	856,209	27,201	718,749	-	-
G452	Maintenance and repair of motor vehicles	9,631	62,448	4,148	(2,104)	-	-
G453	Sale of motor vehicle parts and accessories	138,061	108,994	6,101	38,850	-	-
G454	Sale, maintenance and repair of motorcycles and related parts and accessories	234,719	178,815	31,494	93,458	-	-
G461	Wholesale on a fee or contract basis	477	101,682	-	(10,039)	-	-
G462	Wholesale of agricultural raw materials and live animals	141,077	67,160	13,871	(4,778)	-	-
G463	Wholesale of food, beverages and tobacco	2,571,764	1,396,715	133,658	(1,698,048)	312,975	-

Continued

TABLE 1a --Continued

2009 PSIC Code	Region/ Industry Description	Gross Margin	Value Added	Gross Additions to Tangible Fixed Assets	Change in Inventories	Subsidies	Sales from E-commerce Transactions
		(8)	(9)	(10)	(11)	(12)	(13)
G464	Wholesale of household goods	1,039,919	881,327	14,472	236,519	-	-
G465	Wholesale of machinery, equipment and supplies	940,080	696,056	125,784	(15,298)	-	-
G466	Other specialized wholesale	5,485,569	3,785,370	1,392,413	2,850,778	-	-
G471	Retail sale in non-specialized stores	6,105,900	4,532,442	465,252	535,764	-	-
G472	Retail sale of food, beverages and tobacco in specialized stores	47,196	32,463	288	(12,075)	-	-
G473	Retail sale of automotive fuel in specialized stores	154,121	130,846	-	15,783	-	-
G474	Retail sale of information and communications equipment in specialized stores	56,736	40,137	-	8,267	-	-
G475	Retail sale of other household equipment in specialized stores	1,637,558	1,147,833	83,949	296,114	-	-
G476	Retail sale of cultural and recreation goods in specialized stores	159,925	93,612	18,936	54,376	-	-
G477	Retail sale of other goods in specialized stores	1,537,951	1,217,872	7,221	70,021	-	-
G479	Retail trade not in stores, stalls or markets	s	s	s	s	s	s
XII - SOCCSKSARGEN		5,143,399	3,301,129	1,202,846	(85,200)	572,118	-
G451	Sale of motor vehicles	246,641	250,114	241,042	134,860	-	-
G452	Maintenance and repair of motor vehicles	s	s	s	s	s	s
G453	Sale of motor vehicle parts and accessories	87,173	73,734	6,879	11,900	-	-
G454	Sale, maintenance and repair of motorcycles and related parts and accessories	109,281	91,725	1,131	155,189	-	-
G462	Wholesale of agricultural raw materials and live animals	239,760	164,197	16,450	(7,516)	-	-
G463	Wholesale of food, beverages and tobacco	1,078,585	676,637	96,530	(1,246,126)	572,118	-
G464	Wholesale of household goods	164,415	78,883	3,324	28,803	-	-
G465	Wholesale of machinery, equipment and supplies	s	s	s	s	s	s
G466	Other specialized wholesale	s	s	s	s	s	s
G471	Retail sale in non-specialized stores	1,902,179	1,206,615	711,334	391,674	-	-
G472	Retail sale of food, beverages and tobacco in specialized stores	246,491	61,296	5,650	695	-	-
G473	Retail sale of automotive fuel in specialized stores	84,985	49,316	5,913	3,617	-	-
G474	Retail sale of information and communications equipment in specialized stores	s	s	s	s	s	s
G475	Retail sale of other household equipment in specialized stores	714,121	459,523	109,415	350,785	-	-
G476	Retail sale of cultural and recreation goods in specialized stores	s	s	s	s	s	s
G477	Retail sale of other goods in specialized stores	219,307	145,337	5,178	84,898	-	-
XIII - Caraga		3,630,556	2,811,338	57,713	199,003	170,728	-
G451	Sale of motor vehicles	221,973	199,800	11,008	29,825	-	-
G452	Maintenance and repair of motor vehicles	s	s	s	s	s	s

Continued

TABLE 1a --Concluded

2009 PSIC Code	Region/ Industry Description	Gross Margin	Value Added	Gross Additions to Tangible Fixed Assets	Change in Inventories	Subsidies	Sales from E-commerce Transactions
		(8)	(9)	(10)	(11)	(12)	(13)
G454	Sale, maintenance and repair of motorcycles and related parts and accessories	46,026	37,099	-	4,079	-	-
G462	Wholesale of agricultural raw materials and live animals	s	s	s	s	s	s
G463	Wholesale of food, beverages and tobacco	857,521	661,330	25,211	(23,333)	169,528	-
G464	Wholesale of household goods	153,512	115,612	327	31,145	-	-
G465	Wholesale of machinery, equipment and supplies	135,629	185,588	283	68,380	-	-
G466	Other specialized wholesale	114,040	85,398	-	963	-	-
G471	Retail sale in non-specialized stores	1,348,341	999,135	16,828	55,271	-	-
G472	Retail sale of food, beverages and tobacco in specialized stores	85,846	30,092	-	7,201	-	-
G473	Retail sale of automotive fuel in specialized stores	60,635	53,319	-	7,375	-	-
G474	Retail sale of information and communications equipment in specialized stores	s	s	s	s	s	s
G475	Retail sale of other household equipment in specialized stores	218,035	121,184	-	147,966	-	-
G477	Retail sale of other goods in specialized stores	330,155	292,131	2,362	(132,054)	-	-
ARMM		120,680	80,275	2,548	212,811	-	-
G462	Wholesale of agricultural raw materials and live animals	s	s	s	s	s	s
G463	Wholesale of food, beverages and tobacco	s	s	s	s	s	s
G466	Other specialized wholesale	s	s	s	s	s	s
G471	Retail sale in non-specialized stores	49,265	47,259	2,548	1,354	-	-
G473	Retail sale of automotive fuel in specialized stores	s	s	s	s	s	s

TABLE 2a Number of Establishments and Employment by Type and Sex for Wholesale and Retail Trade; Repair of Motor Vehicles and Motorcycles
Establishments with Total Employment of 20 and Over by Region and Industry Group: Philippines, 2017

(Details may not add-up to total due to rounding and/or statistical disclosure control)

2009 PSIC Code	Region/ Industry Description	Number of Establishments	Employment as of 15 November					
			Total		Paid		Unpaid	
			Male	Female	Male	Female	Male	Female
		(1)	(2)	(3)	(4)	(5)	(6)	(7)
PHILIPPINES		8,301	279,145	225,945	278,612	225,519	533	426
G451	Sale of motor vehicles	360	18,600	11,259	18,570	11,241	29	18
G452	Maintenance and repair of motor vehicles	114	2,757	672	2,752	670	4	2
G453	Sale of motor vehicle parts and accessories	204	6,356	2,872	6,355	2,870	1	2
G454	Sale, maintenance and repair of motorcycles and related parts and accessories	200	6,797	3,284	6,796	3,282	1	1
G461	Wholesale on a fee or contract basis	58	1,493	1,048	1,482	1,046	10	2
G462	Wholesale of agricultural raw materials and live animals	125	3,932	1,796	3,900	1,771	32	25
G463	Wholesale of food, beverages and tobacco	805	30,729	16,077	30,656	16,026	73	51
G464	Wholesale of household goods	855	33,580	28,692	33,544	28,663	36	30
G465	Wholesale of machinery, equipment and supplies	484	22,807	11,924	22,778	11,901	28	23
G466	Other specialized wholesale	544	21,219	9,568	21,189	9,556	30	13
G469	Non-specialized wholesale trade	15	392	416	392	416	-	-
G471	Retail sale in non-specialized stores	1,532	61,101	83,164	61,035	83,106	66	59
G472	Retail sale of food, beverages and tobacco in specialized stores	151	4,468	2,467	4,468	2,465	-	2
G473	Retail sale of automotive fuel in specialized stores	435	7,739	3,461	7,696	3,429	43	31
G474	Retail sale of information and communications equipment in specialized stores	151	5,962	3,356	5,961	3,355	1	1
G475	Retail sale of other household equipment in specialized stores	1,102	30,707	17,990	30,607	17,909	100	82
G476	Retail sale of cultural and recreation goods in specialized stores	116	1,724	2,830	1,724	2,827	-	3
G477	Retail sale of other goods in specialized stores	1,032	17,805	24,391	17,729	24,310	77	81
G479	Retail trade not in stores, stalls or markets	18	977	679	977	679	-	-
NCR		3,401	126,425	103,032	126,348	102,956	77	76
G451	Sale of motor vehicles	152	9,150	6,185	9,150	6,185	-	-
G452	Maintenance and repair of motor vehicles	60	1,283	311	1,283	311	-	-
G453	Sale of motor vehicle parts and accessories	110	3,259	1,591	3,259	1,591	-	-
G454	Sale, maintenance and repair of motorcycles and related parts and accessories	32	1,722	745	1,722	745	-	-
G461	Wholesale on a fee or contract basis	34	824	501	822	501	3	-
G462	Wholesale of agricultural raw materials and live animals	31	1,289	633	1,289	633	-	-
G463	Wholesale of food, beverages and tobacco	205	8,460	5,697	8,452	5,680	8	16
G464	Wholesale of household goods	584	23,383	22,350	23,354	22,327	29	23
G465	Wholesale of machinery, equipment and supplies	378	18,050	10,026	18,027	10,007	23	19
G466	Other specialized wholesale	304	12,463	5,976	12,459	5,976	4	-
G469	Non-specialized wholesale trade	12	340	350	340	350	-	-
G471	Retail sale in non-specialized stores	308	13,758	21,159	13,758	21,159	-	-

Continued

TABLE 2a --Continued

2009 PSIC Code	Region/ Industry Description	Number of Establishments	Employment as of 15 November					
			Total		Paid		Unpaid	
			Male	Female	Male	Female	Male	Female
		(1)	(2)	(3)	(4)	(5)	(6)	(7)
G472	Retail sale of food, beverages and tobacco in specialized stores	59	1,675	1,006	1,675	1,004	-	2
G473	Retail sale of automotive fuel in specialized stores	142	2,803	1,117	2,803	1,117	-	-
G474	Retail sale of information and communications equipment in specialized stores	84	4,452	2,253	4,452	2,253	-	-
G475	Retail sale of other household equipment in specialized stores	326	11,458	6,562	11,452	6,551	6	10
G476	Retail sale of cultural and recreation goods in specialized stores	76	1,169	2,034	1,169	2,032	-	2
G477	Retail sale of other goods in specialized stores	489	9,954	13,887	9,950	13,884	4	4
G479	Retail trade not in stores, stalls or markets	15	931	648	931	648	-	-
CAR		71	2,197	1,855	2,177	1,845	20	10
G451	Sale of motor vehicles	s	s	s	s	s	s	s
G453	Sale of motor vehicle parts and accessories	s	s	s	s	s	s	s
G454	Sale, maintenance and repair of motorcycles and related parts and accessories	s	s	s	s	s	s	s
G462	Wholesale of agricultural raw materials and live animals	s	s	s	s	s	s	s
G463	Wholesale of food, beverages and tobacco	10	268	129	259	129	9	-
G464	Wholesale of household goods	s	s	s	s	s	s	s
G465	Wholesale of machinery, equipment and supplies	s	s	s	s	s	s	s
G466	Other specialized wholesale	s	s	s	s	s	s	s
G471	Retail sale in non-specialized stores	28	1,134	1,351	1,125	1,344	9	7
G473	Retail sale of automotive fuel in specialized stores	7	158	77	158	77	-	-
G474	Retail sale of information and communications equipment in specialized stores	s	s	s	s	s	s	s
G475	Retail sale of other household equipment in specialized stores	5	96	33	95	31	1	2
G477	Retail sale of other goods in specialized stores	9	148	113	147	112	1	1
I - Ilocos		265	7,658	5,403	7,630	5,386	28	17
G451	Sale of motor vehicles	10	497	214	497	214	-	-
G452	Maintenance and repair of motor vehicles	s	s	s	s	s	s	s
G453	Sale of motor vehicle parts and accessories	7	249	85	249	84	-	1
G454	Sale, maintenance and repair of motorcycles and related parts and accessories	14	624	231	624	231	-	-
G462	Wholesale of agricultural raw materials and live animals	s	s	s	s	s	s	s
G463	Wholesale of food, beverages and tobacco	42	1,546	388	1,546	388	-	-
G464	Wholesale of household goods	11	569	538	565	535	4	3
G466	Other specialized wholesale	8	365	104	365	104	-	-

Continued

TABLE 2a --Continued

2009 PSIC Code	Region/ Industry Description	Number of Establishments	Employment as of 15 November					
			Total		Paid		Unpaid	
			Male	Female	Male	Female	Male	Female
		(1)	(2)	(3)	(4)	(5)	(6)	(7)
G471	Retail sale in non-specialized stores	77	1,907	2,484	1,892	2,480	14	3
G472	Retail sale of food, beverages and tobacco in specialized stores	4	180	101	180	101	-	-
G473	Retail sale of automotive fuel in specialized stores	10	205	40	200	35	5	5
G474	Retail sale of information and communications equipment in specialized stores	5	105	88	105	88	-	-
G475	Retail sale of other household equipment in specialized stores	38	796	474	793	469	3	5
G476	Retail sale of cultural and recreation goods in specialized stores	4	68	97	68	97	-	-
G477	Retail sale of other goods in specialized stores	31	484	541	484	541	-	-
II - Cagayan Valley		151	4,363	2,903	4,342	2,877	21	26
G451	Sale of motor vehicles	6	222	105	222	105	-	-
G453	Sale of motor vehicle parts and accessories	s	s	s	s	s	s	s
G454	Sale, maintenance and repair of motorcycles and related parts and accessories	8	145	90	144	89	1	1
G462	Wholesale of agricultural raw materials and live animals	17	457	156	457	156	-	-
G463	Wholesale of food, beverages and tobacco	28	1,257	770	1,253	765	4	4
G464	Wholesale of household goods	7	161	89	161	89	-	-
G465	Wholesale of machinery, equipment and supplies	s	s	s	s	s	s	s
G466	Other specialized wholesale	3	136	141	136	141	-	-
G471	Retail sale in non-specialized stores	26	665	673	661	669	4	4
G472	Retail sale of food, beverages and tobacco in specialized stores	3	143	48	143	48	-	-
G473	Retail sale of automotive fuel in specialized stores	8	175	125	175	125	-	-
G474	Retail sale of information and communications equipment in specialized stores	s	s	s	s	s	s	s
G475	Retail sale of other household equipment in specialized stores	18	424	252	424	252	-	-
G476	Retail sale of cultural and recreation goods in specialized stores	s	s	s	s	s	s	s
G477	Retail sale of other goods in specialized stores	21	263	374	253	359	10	15
III - Central Luzon		628	19,039	14,381	19,028	14,371	11	10
G451	Sale of motor vehicles	39	2,002	810	2,002	810	-	-
G452	Maintenance and repair of motor vehicles	7	158	37	158	37	-	-
G453	Sale of motor vehicle parts and accessories	5	285	67	285	67	-	-
G454	Sale, maintenance and repair of motorcycles and related parts and accessories	20	652	343	652	343	-	-
G461	Wholesale on a fee or contract basis	s	s	s	s	s	s	s

Continued

TABLE 2a --Continued

2009 PSIC Code	Region/ Industry Description	Number of Establishments	Employment as of 15 November					
			Total		Paid		Unpaid	
			Male	Female	Male	Female	Male	Female
		(1)	(2)	(3)	(4)	(5)	(6)	(7)
G462	Wholesale of agricultural raw materials and live animals	15	431	185	428	184	3	1
G463	Wholesale of food, beverages and tobacco	67	2,568	1,159	2,568	1,159	-	-
G464	Wholesale of household goods	32	1,263	848	1,260	846	3	1
G465	Wholesale of machinery, equipment and supplies	5	194	64	194	64	-	-
G466	Other specialized wholesale	38	1,409	558	1,403	554	6	4
G469	Non-specialized wholesale trade	s	s	s	s	s	s	s
G471	Retail sale in non-specialized stores	177	5,952	7,509	5,952	7,509	-	-
G472	Retail sale of food, beverages and tobacco in specialized stores	10	335	107	335	107	-	-
G473	Retail sale of automotive fuel in specialized stores	51	816	370	816	370	-	-
G474	Retail sale of information and communications equipment in specialized stores	5	87	65	87	65	-	-
G475	Retail sale of other household equipment in specialized stores	84	1,934	1,009	1,934	1,009	-	-
G476	Retail sale of cultural and recreation goods in specialized stores	6	70	140	70	140	-	-
G477	Retail sale of other goods in specialized stores	63	800	1,024	800	1,021	-	4
IVA - CALABARZON		875	24,839	21,185	24,763	21,143	76	42
G451	Sale of motor vehicles	35	1,256	801	1,247	794	9	7
G452	Maintenance and repair of motor vehicles	17	601	123	597	123	3	-
G453	Sale of motor vehicle parts and accessories	16	618	228	618	228	-	-
G454	Sale, maintenance and repair of motorcycles and related parts and accessories	21	726	437	726	437	-	-
G461	Wholesale on a fee or contract basis	s	s	s	s	s	s	s
G462	Wholesale of agricultural raw materials and live animals	3	78	22	78	22	-	-
G463	Wholesale of food, beverages and tobacco	78	2,656	1,340	2,654	1,340	2	-
G464	Wholesale of household goods	37	1,235	1,381	1,235	1,381	-	-
G465	Wholesale of machinery, equipment and supplies	30	1,862	785	1,860	785	1	-
G466	Other specialized wholesale	57	1,526	607	1,524	606	2	1
G469	Non-specialized wholesale trade	s	s	s	s	s	s	s
G471	Retail sale in non-specialized stores	234	7,940	10,487	7,940	10,487	-	-
G472	Retail sale of food, beverages and tobacco in specialized stores	14	407	174	407	174	-	-
G473	Retail sale of automotive fuel in specialized stores	82	1,267	683	1,251	667	16	16
G474	Retail sale of information and communications equipment in specialized stores	7	205	124	205	124	-	-
G475	Retail sale of other household equipment in specialized stores	131	2,515	1,594	2,475	1,576	40	18
G476	Retail sale of cultural and recreation goods in specialized stores	s	s	s	s	s	s	s

Continued

TABLE 2a --Continued

2009 PSIC Code	Region/ Industry Description	Number of Establishments	Employment as of 15 November					
			Total		Paid		Unpaid	
			Male	Female	Male	Female	Male	Female
		(1)	(2)	(3)	(4)	(5)	(6)	(7)
G477	Retail sale of other goods in specialized stores	108	1,864	2,324	1,861	2,324	3	-
	IVB - MIMAROPA	108	3,324	1,993	3,304	1,975	20	18
G451	Sale of motor vehicles	s	s	s	s	s	s	s
G453	Sale of motor vehicle parts and accessories	s	s	s	s	s	s	s
G454	Sale, maintenance and repair of motorcycles and related parts and accessories	8	332	92	332	92	-	-
G462	Wholesale of agricultural raw materials and live animals	11	256	103	250	97	6	6
G463	Wholesale of food, beverages and tobacco	30	1,261	386	1,261	382	-	4
G464	Wholesale of household goods	s	s	s	s	s	s	s
G466	Other specialized wholesale	s	s	s	s	s	s	s
G471	Retail sale in non-specialized stores	30	825	997	824	996	1	1
G472	Retail sale of food, beverages and tobacco in specialized stores	s	s	s	s	s	s	s
G473	Retail sale of automotive fuel in specialized stores	3	48	22	48	22	-	-
G474	Retail sale of information and communications equipment in specialized stores	3	74	64	74	64	-	-
G475	Retail sale of other household equipment in specialized stores	10	273	105	262	99	11	6
G477	Retail sale of other goods in specialized stores	6	81	122	79	121	2	1
	V - Bicol	244	6,721	5,874	6,671	5,835	50	39
G451	Sale of motor vehicles	3	128	78	111	70	17	8
G452	Maintenance and repair of motor vehicles	s	s	s	s	s	s	s
G453	Sale of motor vehicle parts and accessories	s	s	s	s	s	s	s
G454	Sale, maintenance and repair of motorcycles and related parts and accessories	7	189	52	189	52	-	-
G461	Wholesale on a fee or contract basis	s	s	s	s	s	s	s
G462	Wholesale of agricultural raw materials and live animals	4	263	188	263	188	-	-
G463	Wholesale of food, beverages and tobacco	49	1,853	895	1,839	884	14	11
G464	Wholesale of household goods	17	611	303	611	303	-	-
G465	Wholesale of machinery, equipment and supplies	s	s	s	s	s	s	s
G466	Other specialized wholesale	4	155	42	155	42	-	-
G471	Retail sale in non-specialized stores	66	1,905	2,920	1,896	2,912	8	8
G472	Retail sale of food, beverages and tobacco in specialized stores	s	s	s	s	s	s	s
G473	Retail sale of automotive fuel in specialized stores	6	82	40	82	40	-	-
G474	Retail sale of information and communications equipment in specialized stores	3	48	53	48	53	-	-

Continued

TABLE 2a --Continued

2009 PSIC Code	Region/ Industry Description	Number of Establishments	Employment as of 15 November					
			Total		Paid		Unpaid	
			Male	Female	Male	Female	Male	Female
		(1)	(2)	(3)	(4)	(5)	(6)	(7)
G475	Retail sale of other household equipment in specialized stores	26	688	330	683	325	6	6
G476	Retail sale of cultural and recreation goods in specialized stores	s	s	s	s	s	s	s
G477	Retail sale of other goods in specialized stores	50	598	826	594	822	4	4
VI - Western Visayas		454	14,329	11,540	14,294	11,510	35	30
G451	Sale of motor vehicles	21	856	429	856	429	-	-
G452	Maintenance and repair of motor vehicles	4	90	28	90	28	-	-
G453	Sale of motor vehicle parts and accessories	6	148	79	148	79	-	-
G454	Sale, maintenance and repair of motorcycles and related parts and accessories	18	509	100	509	100	-	-
G462	Wholesale of agricultural raw materials and live animals	s	s	s	s	s	s	s
G463	Wholesale of food, beverages and tobacco	60	2,381	832	2,365	824	16	8
G464	Wholesale of household goods	24	1,292	486	1,292	486	-	-
G465	Wholesale of machinery, equipment and supplies	6	150	72	150	72	-	-
G466	Other specialized wholesale	11	531	198	531	198	-	-
G471	Retail sale in non-specialized stores	115	4,631	6,102	4,625	6,092	5	11
G472	Retail sale of food, beverages and tobacco in specialized stores	10	283	224	283	224	-	-
G473	Retail sale of automotive fuel in specialized stores	15	170	172	167	172	4	-
G474	Retail sale of information and communications equipment in specialized stores	7	132	127	131	126	1	1
G475	Retail sale of other household equipment in specialized stores	97	2,437	1,548	2,429	1,540	8	8
G476	Retail sale of cultural and recreation goods in specialized stores	s	s	s	s	s	s	s
G477	Retail sale of other goods in specialized stores	57	667	1,098	666	1,097	1	2
VII - Central Visayas		710	24,351	20,625	24,326	20,597	25	27
G451	Sale of motor vehicles	44	2,129	1,390	2,129	1,390	-	-
G452	Maintenance and repair of motor vehicles	8	247	44	247	44	-	-
G453	Sale of motor vehicle parts and accessories	21	493	208	493	208	-	-
G454	Sale, maintenance and repair of motorcycles and related parts and accessories	28	784	537	784	537	-	-
G461	Wholesale on a fee or contract basis	7	150	168	150	168	-	-
G462	Wholesale of agricultural raw materials and live animals	7	154	84	152	82	2	2
G463	Wholesale of food, beverages and tobacco	58	2,111	1,066	2,108	1,063	3	3
G464	Wholesale of household goods	51	1,613	1,076	1,613	1,076	-	-

Continued

TABLE 2a --Continued

2009 PSIC Code	Region/ Industry Description	Number of Establishments	Employment as of 15 November					
			Total		Paid		Unpaid	
			Male	Female	Male	Female	Male	Female
		(1)	(2)	(3)	(4)	(5)	(6)	(7)
G465	Wholesale of machinery, equipment and supplies	32	930	418	929	417	1	1
G466	Other specialized wholesale	54	1,688	823	1,688	823	-	-
G469	Non-specialized wholesale trade	s	s	s	s	s	s	s
G471	Retail sale in non-specialized stores	126	7,515	10,086	7,508	10,076	7	10
G472	Retail sale of food, beverages and tobacco in specialized stores	16	485	281	485	281	-	-
G473	Retail sale of automotive fuel in specialized stores	43	774	283	774	283	-	-
G474	Retail sale of information and communications equipment in specialized stores	19	463	337	463	337	-	-
G475	Retail sale of other household equipment in specialized stores	118	3,948	2,268	3,941	2,261	7	7
G476	Retail sale of cultural and recreation goods in specialized stores	11	97	163	97	163	-	-
G477	Retail sale of other goods in specialized stores	64	726	1,354	721	1,350	5	4
G479	Retail trade not in stores, stalls or markets	s	s	s	s	s	s	s
VIII - Eastern Visayas		158	4,486	3,070	4,455	3,047	30	23
G451	Sale of motor vehicles	3	59	42	59	42	-	-
G452	Maintenance and repair of motor vehicles	s	s	s	s	s	s	s
G453	Sale of motor vehicle parts and accessories	s	s	s	s	s	s	s
G454	Sale, maintenance and repair of motorcycles and related parts and accessories	5	105	65	105	65	-	-
G461	Wholesale on a fee or contract basis	s	s	s	s	s	s	s
G462	Wholesale of agricultural raw materials and live animals	6	188	53	168	37	20	16
G463	Wholesale of food, beverages and tobacco	33	982	403	979	403	3	-
G464	Wholesale of household goods	9	483	129	483	129	-	-
G466	Other specialized wholesale	4	196	48	196	48	-	-
G471	Retail sale in non-specialized stores	39	1,290	1,465	1,289	1,464	1	1
G472	Retail sale of food, beverages and tobacco in specialized stores	s	s	s	s	s	s	s
G473	Retail sale of automotive fuel in specialized stores	9	293	136	293	136	-	-
G474	Retail sale of information and communications equipment in specialized stores	s	s	s	s	s	s	s
G475	Retail sale of other household equipment in specialized stores	34	720	397	714	391	6	6
G477	Retail sale of other goods in specialized stores	10	44	260	44	260	-	-
IX - Zamboanga Peninsula		159	4,399	3,665	4,393	3,658	6	7
G451	Sale of motor vehicles	s	s	s	s	s	s	s
G453	Sale of motor vehicle parts and accessories	s	s	s	s	s	s	s

Continued

TABLE 2a --Continued

2009 PSIC Code	Region/ Industry Description	Number of Establishments	Employment as of 15 November					
			Total		Paid		Unpaid	
			Male	Female	Male	Female	Male	Female
		(1)	(2)	(3)	(4)	(5)	(6)	(7)
G454	Sale, maintenance and repair of motorcycles and related parts and accessories	5	75	64	75	64	-	-
G461	Wholesale on a fee or contract basis	3	112	157	112	157	-	-
G462	Wholesale of agricultural raw materials and live animals	5	91	32	91	32	-	-
G463	Wholesale of food, beverages and tobacco	19	658	228	658	228	-	-
G464	Wholesale of household goods	13	418	131	418	131	-	-
G465	Wholesale of machinery, equipment and supplies	s	s	s	s	s	s	s
G466	Other specialized wholesale	4	100	66	100	66	-	-
G471	Retail sale in non-specialized stores	51	1,494	2,222	1,492	2,222	2	-
G472	Retail sale of food, beverages and tobacco in specialized stores	6	274	131	274	131	-	-
G473	Retail sale of automotive fuel in specialized stores	5	90	40	90	40	-	-
G475	Retail sale of other household equipment in specialized stores	25	520	234	517	231	3	3
G476	Retail sale of cultural and recreation goods in specialized stores	s	s	s	s	s	s	s
G477	Retail sale of other goods in specialized stores	17	329	255	328	252	1	3
	X - Northern Mindanao	286	10,049	7,533	9,956	7,462	92	72
G451	Sale of motor vehicles	17	818	422	815	419	3	3
G452	Maintenance and repair of motor vehicles	s	s	s	s	s	s	s
G453	Sale of motor vehicle parts and accessories	11	545	207	545	207	-	-
G454	Sale, maintenance and repair of motorcycles and related parts and accessories	7	128	116	128	116	-	-
G462	Wholesale of agricultural raw materials and live animals	6	135	108	135	108	-	-
G463	Wholesale of food, beverages and tobacco	37	1,352	651	1,350	650	2	1
G464	Wholesale of household goods	21	801	350	801	350	-	-
G465	Wholesale of machinery, equipment and supplies	6	425	119	423	118	2	1
G466	Other specialized wholesale	16	740	317	722	309	18	8
G471	Retail sale in non-specialized stores	61	2,743	3,661	2,743	3,661	-	-
G472	Retail sale of food, beverages and tobacco in specialized stores	7	210	57	210	57	-	-
G473	Retail sale of automotive fuel in specialized stores	15	276	107	259	99	17	8
G474	Retail sale of information and communications equipment in specialized stores	3	63	54	63	54	-	-
G475	Retail sale of other household equipment in specialized stores	49	1,136	704	1,132	696	4	8
G476	Retail sale of cultural and recreation goods in specialized stores	s	s	s	s	s	s	s
G477	Retail sale of other goods in specialized stores	25	555	554	509	512	46	42

Continued

TABLE 2a --Continued

2009 PSIC Code	Region/ Industry Description	Number of Establishments	Employment as of 15 November					
			Total		Paid		Unpaid	
			Male	Female	Male	Female	Male	Female
		(1)	(2)	(3)	(4)	(5)	(6)	(7)
	XI - Davao	443	15,831	12,675	15,811	12,668	20	7
G451	Sale of motor vehicles	14	820	412	820	412	-	-
G452	Maintenance and repair of motor vehicles	11	212	73	212	73	-	-
G453	Sale of motor vehicle parts and accessories	13	277	153	277	153	-	-
G454	Sale, maintenance and repair of motorcycles and related parts and accessories	13	375	214	375	214	-	-
G461	Wholesale on a fee or contract basis	7	280	80	273	78	8	2
G462	Wholesale of agricultural raw materials and live animals	4	141	99	141	99	-	-
G463	Wholesale of food, beverages and tobacco	38	1,676	1,300	1,666	1,299	10	2
G464	Wholesale of household goods	26	1,058	599	1,057	598	1	1
G465	Wholesale of machinery, equipment and supplies	17	756	322	755	320	1	2
G466	Other specialized wholesale	31	1,272	570	1,272	570	-	-
G471	Retail sale in non-specialized stores	103	5,259	6,346	5,259	6,346	-	-
G472	Retail sale of food, beverages and tobacco in specialized stores	5	55	99	55	99	-	-
G473	Retail sale of automotive fuel in specialized stores	21	301	112	301	112	-	-
G474	Retail sale of information and communications equipment in specialized stores	7	141	102	141	102	-	-
G475	Retail sale of other household equipment in specialized stores	82	2,291	1,330	2,291	1,330	-	-
G476	Retail sale of cultural and recreation goods in specialized stores	6	131	154	131	154	-	-
G477	Retail sale of other goods in specialized stores	44	764	696	764	696	-	-
G479	Retail trade not in stores, stalls or markets	s	s	s	s	s	s	s
	XII - SOCCSKSARGEN	219	6,508	6,695	6,494	6,686	14	9
G451	Sale of motor vehicles	5	282	150	282	150	-	-
G452	Maintenance and repair of motor vehicles	s	s	s	s	s	s	s
G453	Sale of motor vehicle parts and accessories	5	142	121	142	121	-	-
G454	Sale, maintenance and repair of motorcycles and related parts and accessories	7	254	112	254	112	-	-
G462	Wholesale of agricultural raw materials and live animals	7	182	81	182	81	-	-
G463	Wholesale of food, beverages and tobacco	35	1,198	607	1,198	607	-	-
G464	Wholesale of household goods	10	240	196	240	196	-	-
G465	Wholesale of machinery, equipment and supplies	s	s	s	s	s	s	s
G466	Other specialized wholesale	s	s	s	s	s	s	s
G471	Retail sale in non-specialized stores	55	2,542	3,884	2,535	3,880	7	5

Continued

TABLE 2a --Concluded

2009 PSIC Code	Region/ Industry Description	Number of Establishments	Employment as of 15 November					
			Total		Paid		Unpaid	
			Male	Female	Male	Female	Male	Female
		(1)	(2)	(3)	(4)	(5)	(6)	(7)
G472	Retail sale of food, beverages and tobacco in specialized stores	7	197	124	197	124	-	-
G473	Retail sale of automotive fuel in specialized stores	10	150	66	148	64	2	2
G474	Retail sale of information and communications equipment in specialized stores	s	s	s	s	s	s	s
G475	Retail sale of other household equipment in specialized stores	44	969	755	964	752	5	3
G476	Retail sale of cultural and recreation goods in specialized stores	s	s	s	s	s	s	s
G477	Retail sale of other goods in specialized stores	26	185	523	185	523	-	-
XIII - Caraga		118	4,223	3,343	4,219	3,334	4	9
G451	Sale of motor vehicles	6	191	115	191	115	-	-
G452	Maintenance and repair of motor vehicles	s	s	s	s	s	s	s
G454	Sale, maintenance and repair of motorcycles and related parts and accessories	6	151	78	151	78	-	-
G462	Wholesale of agricultural raw materials and live animals	s	s	s	s	s	s	s
G463	Wholesale of food, beverages and tobacco	15	469	222	468	221	1	1
G464	Wholesale of household goods	10	381	163	381	162	-	1
G465	Wholesale of machinery, equipment and supplies	3	89	46	89	46	-	-
G466	Other specialized wholesale	4	488	45	488	45	-	-
G471	Retail sale in non-specialized stores	30	1,273	1,660	1,270	1,655	3	5
G472	Retail sale of food, beverages and tobacco in specialized stores	5	76	67	76	67	-	-
G473	Retail sale of automotive fuel in specialized stores	7	112	63	112	63	-	-
G474	Retail sale of information and communications equipment in specialized stores	s	s	s	s	s	s	s
G475	Retail sale of other household equipment in specialized stores	15	502	395	502	395	-	-
G477	Retail sale of other goods in specialized stores	12	342	439	342	437	-	2
ARMM		11	405	174	401	170	4	4
G462	Wholesale of agricultural raw materials and live animals	s	s	s	s	s	s	s
G463	Wholesale of food, beverages and tobacco	s	s	s	s	s	s	s
G466	Other specialized wholesale	s	s	s	s	s	s	s
G471	Retail sale in non-specialized stores	6	269	158	265	154	4	4
G473	Retail sale of automotive fuel in specialized stores	s	s	s	s	s	s	s

TABLE 2a.1 Number of Establishments and Research and Development (R&D) Personnel by Sex for Wholesale and Retail Trade; Repair of Motor Vehicles and Motorcycles Establishments with Total Employment of 20 and Over by Region and Industry Group: Philippines, 2017

(Details may not add-up to total due to rounding and/or statistical disclosure control)

2009 PSIC Code	Region/ Industry Description	Number of Establishments	R & D Personnel as of 15 November		
			Total	Male	Female
		(1)	(2)	(3)	(4)
PHILIPPINES		8,301	163	98	64
G451	Sale of motor vehicles	360	3	1	2
G452	Maintenance and repair of motor vehicles	114	-	-	-
G453	Sale of motor vehicle parts and accessories	204	1	1	-
G454	Sale, maintenance and repair of motorcycles and related parts and accessories	200	-	-	-
G461	Wholesale on a fee or contract basis	58	-	-	-
G462	Wholesale of agricultural raw materials and live animals	125	52	32	20
G463	Wholesale of food, beverages and tobacco	805	6	4	1
G464	Wholesale of household goods	855	36	22	14
G465	Wholesale of machinery, equipment and supplies	484	20	13	7
G466	Other specialized wholesale	544	11	10	1
G469	Non-specialized wholesale trade	15	4	-	4
G471	Retail sale in non-specialized stores	1,532	8	7	1
G472	Retail sale of food, beverages and tobacco in specialized stores	151	5	-	5
G473	Retail sale of automotive fuel in specialized stores	435	2	1	1
G474	Retail sale of information and communications equipment in specialized stores	151	-	-	-
G475	Retail sale of other household equipment in specialized stores	1,102	10	6	4
G476	Retail sale of cultural and recreation goods in specialized stores	116	3	-	3
G477	Retail sale of other goods in specialized stores	1,032	3	1	2
G479	Retail trade not in stores, stalls or markets	18	-	-	-
NCR		3,401	94	55	39
G451	Sale of motor vehicles	152	-	-	-
G452	Maintenance and repair of motor vehicles	60	-	-	-
G453	Sale of motor vehicle parts and accessories	110	1	1	-
G454	Sale, maintenance and repair of motorcycles and related parts and accessories	32	-	-	-
G461	Wholesale on a fee or contract basis	34	-	-	-
G462	Wholesale of agricultural raw materials and live animals	31	34	22	13
G463	Wholesale of food, beverages and tobacco	205	6	4	1
G464	Wholesale of household goods	584	11	6	5
G465	Wholesale of machinery, equipment and supplies	378	20	13	7
G466	Other specialized wholesale	304	9	8	1
G469	Non-specialized wholesale trade	12	4	-	4
G471	Retail sale in non-specialized stores	308	-	-	-
G472	Retail sale of food, beverages and tobacco in specialized stores	59	5	-	5

Continued

TABLE 2a.1 --Continued

2009 PSIC Code	Region/ Industry Description	Number of Establishments	R & D Personnel as of 15 November		
			Total	Male	Female
		(1)	(2)	(3)	(4)
G473	Retail sale of automotive fuel in specialized stores	142	2	1	1
G474	Retail sale of information and communications equipment in specialized stores	84	-	-	-
G475	Retail sale of other household equipment in specialized stores	326	-	-	-
G476	Retail sale of cultural and recreation goods in specialized stores	76	2	-	2
G477	Retail sale of other goods in specialized stores	489	1	-	1
G479	Retail trade not in stores, stalls or markets	15	-	-	-
CAR		71	-	-	-
G451	Sale of motor vehicles	s	s	s	s
G453	Sale of motor vehicle parts and accessories	s	s	s	s
G454	Sale, maintenance and repair of motorcycles and related parts and accessories	s	s	s	s
G462	Wholesale of agricultural raw materials and live animals	s	s	s	s
G463	Wholesale of food, beverages and tobacco	10	-	-	-
G464	Wholesale of household goods	s	s	s	s
G465	Wholesale of machinery, equipment and supplies	s	s	s	s
G466	Other specialized wholesale	s	s	s	s
G471	Retail sale in non-specialized stores	28	-	-	-
G473	Retail sale of automotive fuel in specialized stores	7	-	-	-
G474	Retail sale of information and communications equipment in specialized stores	s	s	s	s
G475	Retail sale of other household equipment in specialized stores	5	-	-	-
G477	Retail sale of other goods in specialized stores	9	-	-	-
I - Ilocos		265	-	-	-
G451	Sale of motor vehicles	10	-	-	-
G452	Maintenance and repair of motor vehicles	s	s	s	s
G453	Sale of motor vehicle parts and accessories	7	-	-	-
G454	Sale, maintenance and repair of motorcycles and related parts and accessories	14	-	-	-
G462	Wholesale of agricultural raw materials and live animals	s	s	s	s
G463	Wholesale of food, beverages and tobacco	42	-	-	-
G464	Wholesale of household goods	11	-	-	-
G466	Other specialized wholesale	8	-	-	-
G471	Retail sale in non-specialized stores	77	-	-	-
G472	Retail sale of food, beverages and tobacco in specialized stores	4	-	-	-
G473	Retail sale of automotive fuel in specialized stores	10	-	-	-

Continued

TABLE 2a.1 --Continued

2009 PSIC Code	Region/ Industry Description	Number of Establishments	R & D Personnel as of 15 November		
			Total	Male	Female
			(1)	(2)	(3)
G474	Retail sale of information and communications equipment in specialized stores	5	-	-	-
G475	Retail sale of other household equipment in specialized stores	38	-	-	-
G476	Retail sale of cultural and recreation goods in specialized stores	4	-	-	-
G477	Retail sale of other goods in specialized stores	31	-	-	-
II - Cagayan Valley		151	3	3	-
G451	Sale of motor vehicles	6	-	-	-
G453	Sale of motor vehicle parts and accessories	s	s	s	s
G454	Sale, maintenance and repair of motorcycles and related parts and accessories	8	-	-	-
G462	Wholesale of agricultural raw materials and live animals	17	3	3	-
G463	Wholesale of food, beverages and tobacco	28	-	-	-
G464	Wholesale of household goods	7	-	-	-
G465	Wholesale of machinery, equipment and supplies	s	s	s	s
G466	Other specialized wholesale	3	-	-	-
G471	Retail sale in non-specialized stores	26	-	-	-
G472	Retail sale of food, beverages and tobacco in specialized stores	3	-	-	-
G473	Retail sale of automotive fuel in specialized stores	8	-	-	-
G474	Retail sale of information and communications equipment in specialized stores	s	s	s	s
G475	Retail sale of other household equipment in specialized stores	18	-	-	-
G476	Retail sale of cultural and recreation goods in specialized stores	s	s	s	s
G477	Retail sale of other goods in specialized stores	21	-	-	-
III - Central Luzon		628	12	5	7
G451	Sale of motor vehicles	39	3	1	2
G452	Maintenance and repair of motor vehicles	7	-	-	-
G453	Sale of motor vehicle parts and accessories	5	-	-	-
G454	Sale, maintenance and repair of motorcycles and related parts and accessories	20	-	-	-
G461	Wholesale on a fee or contract basis	s	s	s	s
G462	Wholesale of agricultural raw materials and live animals	15	5	2	3
G463	Wholesale of food, beverages and tobacco	67	-	-	-
G464	Wholesale of household goods	32	4	2	2
G465	Wholesale of machinery, equipment and supplies	5	-	-	-
G466	Other specialized wholesale	38	-	-	-

Continued

TABLE 2a.1 --Continued

2009 PSIC Code	Region/ Industry Description	Number of Establishments	R & D Personnel as of 15 November		
			Total	Male	Female
		(1)	(2)	(3)	(4)
G469	Non-specialized wholesale trade	s	s	s	s
G471	Retail sale in non-specialized stores	177	-	-	-
G472	Retail sale of food, beverages and tobacco in specialized stores	10	-	-	-
G473	Retail sale of automotive fuel in specialized stores	51	-	-	-
G474	Retail sale of information and communications equipment in specialized stores	5	-	-	-
G475	Retail sale of other household equipment in specialized stores	84	-	-	-
G476	Retail sale of cultural and recreation goods in specialized stores	6	-	-	-
G477	Retail sale of other goods in specialized stores	63	-	-	-
IVA - CALABARZON		875	3	2	1
G451	Sale of motor vehicles	35	-	-	-
G452	Maintenance and repair of motor vehicles	17	-	-	-
G453	Sale of motor vehicle parts and accessories	16	-	-	-
G454	Sale, maintenance and repair of motorcycles and related parts and accessories	21	-	-	-
G461	Wholesale on a fee or contract basis	s	s	s	s
G462	Wholesale of agricultural raw materials and live animals	3	-	-	-
G463	Wholesale of food, beverages and tobacco	78	-	-	-
G464	Wholesale of household goods	37	-	-	-
G465	Wholesale of machinery, equipment and supplies	30	-	-	-
G466	Other specialized wholesale	57	2	2	-
G469	Non-specialized wholesale trade	s	s	s	s
G471	Retail sale in non-specialized stores	234	-	-	-
G472	Retail sale of food, beverages and tobacco in specialized stores	14	-	-	-
G473	Retail sale of automotive fuel in specialized stores	82	-	-	-
G474	Retail sale of information and communications equipment in specialized stores	7	-	-	-
G475	Retail sale of other household equipment in specialized stores	131	-	-	-
G476	Retail sale of cultural and recreation goods in specialized stores	s	s	s	s
G477	Retail sale of other goods in specialized stores	108	-	-	-
IVB - MIMAROPA		108	-	-	-
G451	Sale of motor vehicles	s	s	s	s
G453	Sale of motor vehicle parts and accessories	s	s	s	s
G454	Sale, maintenance and repair of motorcycles and related parts and accessories	8	-	-	-

Continued

TABLE 2a.1 --Continued

2009 PSIC Code	Region/ Industry Description	Number of Establishments	R & D Personnel as of 15 November		
			Total	Male	Female
		(1)	(2)	(3)	(4)
G462	Wholesale of agricultural raw materials and live animals	11	-	-	-
G463	Wholesale of food, beverages and tobacco	30	-	-	-
G464	Wholesale of household goods	s	s	s	s
G466	Other specialized wholesale	s	s	s	s
G471	Retail sale in non-specialized stores	30	-	-	-
G472	Retail sale of food, beverages and tobacco in specialized stores	s	s	s	s
G473	Retail sale of automotive fuel in specialized stores	3	-	-	-
G474	Retail sale of information and communications equipment in specialized stores	3	-	-	-
G475	Retail sale of other household equipment in specialized stores	10	-	-	-
G477	Retail sale of other goods in specialized stores	6	-	-	-
V - Bicol		244	-	-	-
G451	Sale of motor vehicles	3	-	-	-
G452	Maintenance and repair of motor vehicles	s	s	s	s
G453	Sale of motor vehicle parts and accessories	s	s	s	s
G454	Sale, maintenance and repair of motorcycles and related parts and accessories	7	-	-	-
G461	Wholesale on a fee or contract basis	s	s	s	s
G462	Wholesale of agricultural raw materials and live animals	4	-	-	-
G463	Wholesale of food, beverages and tobacco	49	-	-	-
G464	Wholesale of household goods	17	-	-	-
G465	Wholesale of machinery, equipment and supplies	s	s	s	s
G466	Other specialized wholesale	4	-	-	-
G471	Retail sale in non-specialized stores	66	-	-	-
G472	Retail sale of food, beverages and tobacco in specialized stores	s	s	s	s
G473	Retail sale of automotive fuel in specialized stores	6	-	-	-
G474	Retail sale of information and communications equipment in specialized stores	3	-	-	-
G475	Retail sale of other household equipment in specialized stores	26	-	-	-
G476	Retail sale of cultural and recreation goods in specialized stores	s	s	s	s
G477	Retail sale of other goods in specialized stores	50	-	-	-
VI - Western Visayas		454	-	-	-
G451	Sale of motor vehicles	21	-	-	-
G452	Maintenance and repair of motor vehicles	4	-	-	-
G453	Sale of motor vehicle parts and accessories	6	-	-	-

Continued

TABLE 2a.1 --Continued

2009 PSIC Code	Region/ Industry Description	Number of Establishments	R & D Personnel as of 15 November		
			Total	Male	Female
		(1)	(2)	(3)	(4)
G454	Sale, maintenance and repair of motorcycles and related parts and accessories	18	-	-	-
G462	Wholesale of agricultural raw materials and live animals	s	s	s	s
G463	Wholesale of food, beverages and tobacco	60	-	-	-
G464	Wholesale of household goods	24	-	-	-
G465	Wholesale of machinery, equipment and supplies	6	-	-	-
G466	Other specialized wholesale	11	-	-	-
G471	Retail sale in non-specialized stores	115	-	-	-
G472	Retail sale of food, beverages and tobacco in specialized stores	10	-	-	-
G473	Retail sale of automotive fuel in specialized stores	15	-	-	-
G474	Retail sale of information and communications equipment in specialized stores	7	-	-	-
G475	Retail sale of other household equipment in specialized stores	97	-	-	-
G476	Retail sale of cultural and recreation goods in specialized stores	s	s	s	s
G477	Retail sale of other goods in specialized stores	57	-	-	-
VII - Central Visayas		710	12	7	5
G451	Sale of motor vehicles	44	-	-	-
G452	Maintenance and repair of motor vehicles	8	-	-	-
G453	Sale of motor vehicle parts and accessories	21	-	-	-
G454	Sale, maintenance and repair of motorcycles and related parts and accessories	28	-	-	-
G461	Wholesale on a fee or contract basis	7	-	-	-
G462	Wholesale of agricultural raw materials and live animals	7	-	-	-
G463	Wholesale of food, beverages and tobacco	58	-	-	-
G464	Wholesale of household goods	51	-	-	-
G465	Wholesale of machinery, equipment and supplies	32	-	-	-
G466	Other specialized wholesale	54	-	-	-
G469	Non-specialized wholesale trade	s	s	s	s
G471	Retail sale in non-specialized stores	126	2	1	1
G472	Retail sale of food, beverages and tobacco in specialized stores	16	-	-	-
G473	Retail sale of automotive fuel in specialized stores	43	-	-	-
G474	Retail sale of information and communications equipment in specialized stores	19	-	-	-
G475	Retail sale of other household equipment in specialized stores	118	10	6	4
G476	Retail sale of cultural and recreation goods in specialized stores	11	-	-	-
G477	Retail sale of other goods in specialized stores	64	-	-	-
G479	Retail trade not in stores, stalls or markets	s	s	s	s

Continued

TABLE 2a.1 --Continued

2009 PSIC Code	Region/ Industry Description	Number of Establishments	R & D Personnel as of 15 November		
			Total	Male	Female
			(1)	(2)	(3)
	VIII - Eastern Visayas	158	-	-	-
G451	Sale of motor vehicles	3	-	-	-
G452	Maintenance and repair of motor vehicles	s	s	s	s
G453	Sale of motor vehicle parts and accessories	s	s	s	s
G454	Sale, maintenance and repair of motorcycles and related parts and accessories	5	-	-	-
G461	Wholesale on a fee or contract basis	s	s	s	s
G462	Wholesale of agricultural raw materials and live animals	6	-	-	-
G463	Wholesale of food, beverages and tobacco	33	-	-	-
G464	Wholesale of household goods	9	-	-	-
G466	Other specialized wholesale	4	-	-	-
G471	Retail sale in non-specialized stores	39	-	-	-
G472	Retail sale of food, beverages and tobacco in specialized stores	s	s	s	s
G473	Retail sale of automotive fuel in specialized stores	9	-	-	-
G474	Retail sale of information and communications equipment in specialized stores	s	s	s	s
G475	Retail sale of other household equipment in specialized stores	34	-	-	-
G477	Retail sale of other goods in specialized stores	10	-	-	-
	IX - Zamboanga Peninsula	159	6	6	-
G451	Sale of motor vehicles	s	s	s	s
G453	Sale of motor vehicle parts and accessories	s	s	s	s
G454	Sale, maintenance and repair of motorcycles and related parts and accessories	5	-	-	-
G461	Wholesale on a fee or contract basis	3	-	-	-
G462	Wholesale of agricultural raw materials and live animals	5	-	-	-
G463	Wholesale of food, beverages and tobacco	19	-	-	-
G464	Wholesale of household goods	13	-	-	-
G465	Wholesale of machinery, equipment and supplies	s	s	s	s
G466	Other specialized wholesale	4	-	-	-
G471	Retail sale in non-specialized stores	51	6	6	-
G472	Retail sale of food, beverages and tobacco in specialized stores	6	-	-	-
G473	Retail sale of automotive fuel in specialized stores	5	-	-	-
G475	Retail sale of other household equipment in specialized stores	25	-	-	-
G476	Retail sale of cultural and recreation goods in specialized stores	s	s	s	s
G477	Retail sale of other goods in specialized stores	17	-	-	-

Continued

TABLE 2a.1 --Continued

2009 PSIC Code	Region/ Industry Description	Number of Establishments	R & D Personnel as of 15 November		
			Total	Male	Female
		(1)	(2)	(3)	(4)
X - Northern Mindanao		286	21	14	7
G451	Sale of motor vehicles	17	-	-	-
G452	Maintenance and repair of motor vehicles	s	s	s	s
G453	Sale of motor vehicle parts and accessories	11	-	-	-
G454	Sale, maintenance and repair of motorcycles and related parts and accessories	7	-	-	-
G462	Wholesale of agricultural raw materials and live animals	6	-	-	-
G463	Wholesale of food, beverages and tobacco	37	-	-	-
G464	Wholesale of household goods	21	21	14	7
G465	Wholesale of machinery, equipment and supplies	6	-	-	-
G466	Other specialized wholesale	16	-	-	-
G471	Retail sale in non-specialized stores	61	-	-	-
G472	Retail sale of food, beverages and tobacco in specialized stores	7	-	-	-
G473	Retail sale of automotive fuel in specialized stores	15	-	-	-
G474	Retail sale of information and communications equipment in specialized stores	3	-	-	-
G475	Retail sale of other household equipment in specialized stores	49	-	-	-
G476	Retail sale of cultural and recreation goods in specialized stores	s	s	s	s
G477	Retail sale of other goods in specialized stores	25	-	-	-
XI - Davao		443	4	2	2
G451	Sale of motor vehicles	14	-	-	-
G452	Maintenance and repair of motor vehicles	11	-	-	-
G453	Sale of motor vehicle parts and accessories	13	-	-	-
G454	Sale, maintenance and repair of motorcycles and related parts and accessories	13	-	-	-
G461	Wholesale on a fee or contract basis	7	-	-	-
G462	Wholesale of agricultural raw materials and live animals	4	2	1	1
G463	Wholesale of food, beverages and tobacco	38	-	-	-
G464	Wholesale of household goods	26	-	-	-
G465	Wholesale of machinery, equipment and supplies	17	-	-	-
G466	Other specialized wholesale	31	-	-	-
G471	Retail sale in non-specialized stores	103	-	-	-
G472	Retail sale of food, beverages and tobacco in specialized stores	5	-	-	-
G473	Retail sale of automotive fuel in specialized stores	21	-	-	-
G474	Retail sale of information and communications equipment in specialized stores	7	-	-	-
G475	Retail sale of other household equipment in specialized stores	82	-	-	-

Continued

TABLE 2a.1 --Continued

2009 PSIC Code	Region/ Industry Description	Number of Establishments	R & D Personnel as of 15 November		
			Total	Male	Female
		(1)	(2)	(3)	(4)
G476	Retail sale of cultural and recreation goods in specialized stores	6	-	-	-
G477	Retail sale of other goods in specialized stores	44	2	1	1
G479	Retail trade not in stores, stalls or markets	s	s	s	s
XII - SOCCSKSARGEN		219	8	5	3
G451	Sale of motor vehicles	5	-	-	-
G452	Maintenance and repair of motor vehicles	s	s	s	s
G453	Sale of motor vehicle parts and accessories	5	-	-	-
G454	Sale, maintenance and repair of motorcycles and related parts and accessories	7	-	-	-
G462	Wholesale of agricultural raw materials and live animals	7	8	5	3
G463	Wholesale of food, beverages and tobacco	35	-	-	-
G464	Wholesale of household goods	10	-	-	-
G465	Wholesale of machinery, equipment and supplies	s	s	s	s
G466	Other specialized wholesale	s	s	s	s
G471	Retail sale in non-specialized stores	55	-	-	-
G472	Retail sale of food, beverages and tobacco in specialized stores	7	-	-	-
G473	Retail sale of automotive fuel in specialized stores	10	-	-	-
G474	Retail sale of information and communications equipment in specialized stores	s	s	s	s
G475	Retail sale of other household equipment in specialized stores	44	-	-	-
G476	Retail sale of cultural and recreation goods in specialized stores	s	s	s	s
G477	Retail sale of other goods in specialized stores	26	-	-	-
XIII - Caraga		118	-	-	-
G451	Sale of motor vehicles	6	-	-	-
G452	Maintenance and repair of motor vehicles	s	s	s	s
G454	Sale, maintenance and repair of motorcycles and related parts and accessories	6	-	-	-
G462	Wholesale of agricultural raw materials and live animals	s	s	s	s
G463	Wholesale of food, beverages and tobacco	15	-	-	-
G464	Wholesale of household goods	10	-	-	-
G465	Wholesale of machinery, equipment and supplies	3	-	-	-
G466	Other specialized wholesale	4	-	-	-
G471	Retail sale in non-specialized stores	30	-	-	-
G472	Retail sale of food, beverages and tobacco in specialized stores	5	-	-	-

Continued

TABLE 2a.1 --Concluded

2009 PSIC Code	Region/ Industry Description	Number of Establishments	R & D Personnel as of 15 November		
			Total	Male	Female
		(1)	(2)	(3)	(4)
G473	Retail sale of automotive fuel in specialized stores	7	-	-	-
G474	Retail sale of information and communications equipment in specialized stores	s	s	s	s
G475	Retail sale of other household equipment in specialized stores	15	-	-	-
G477	Retail sale of other goods in specialized stores	12	-	-	-
	ARMM	11	-	-	-
G462	Wholesale of agricultural raw materials and live animals	s	s	s	s
G463	Wholesale of food, beverages and tobacco	s	s	s	s
G466	Other specialized wholesale	s	s	s	s
G471	Retail sale in non-specialized stores	6	-	-	-
G473	Retail sale of automotive fuel in specialized stores	s	s	s	s

TABLE 3a Number of Establishments and Compensation of Employees by Type for Wholesale and Retail Trade; Repair of Motor Vehicles and Motorcycles
Establishments with Total Employment of 20 and Over by Region and Industry Group: Philippines, 2017

(Values are in thousand pesos, except number of establishments. Details may not add-up to total due to rounding and/or statistical disclosure control.)

2009 PSIC Code	Region/ Industry Description	Number of Establishments	Compensation			
			Total	Gross Salaries and Wages	Separation/ Retirement/ Terminal Pay, Gratuities, etc.	Employer's contribution to SSS/GSIS, ECC,etc.
		(1)	(2)	(3)	(4)	(5)
PHILIPPINES		8,301	106,313,259	95,137,787	4,161,836	7,013,636
G451	Sale of motor vehicles	360	6,289,473	5,602,979	266,138	420,356
G452	Maintenance and repair of motor vehicles	114	593,584	545,493	3,617	44,475
G453	Sale of motor vehicle parts and accessories	204	1,737,044	1,605,618	18,675	112,751
G454	Sale, maintenance and repair of motorcycles and related parts and accessories	200	1,393,251	1,256,250	32,560	104,441
G461	Wholesale on a fee or contract basis	58	434,526	401,557	8,331	24,638
G462	Wholesale of agricultural raw materials and live animals	125	906,087	813,500	35,403	57,184
G463	Wholesale of food, beverages and tobacco	805	10,189,118	8,797,077	621,619	770,423
G464	Wholesale of household goods	855	19,271,516	16,919,790	1,286,398	1,065,328
G465	Wholesale of machinery, equipment and supplies	484	10,683,985	9,508,873	597,961	577,151
G466	Other specialized wholesale	544	6,836,235	6,299,155	152,252	384,827
G469	Non-specialized wholesale trade	15	307,326	258,983	25,873	22,469
G471	Retail sale in non-specialized stores	1,532	23,824,910	21,470,925	626,028	1,727,957
G472	Retail sale of food, beverages and tobacco in specialized stores	151	1,045,957	949,618	24,165	72,174
G473	Retail sale of automotive fuel in specialized stores	435	2,130,200	1,873,132	91,677	165,391
G474	Retail sale of information and communications equipment in specialized stores	151	1,800,572	1,647,628	29,426	123,518
G475	Retail sale of other household equipment in specialized stores	1,102	7,887,522	7,187,293	159,982	540,248
G476	Retail sale of cultural and recreation goods in specialized stores	116	929,039	853,340	19,162	56,538
G477	Retail sale of other goods in specialized stores	1,032	9,588,317	8,713,997	154,146	720,174
G479	Retail trade not in stores, stalls or markets	18	464,596	432,579	8,423	23,594
NCR		3,401	63,276,640	56,637,392	2,752,500	3,886,748
G451	Sale of motor vehicles	152	3,754,552	3,350,525	144,133	259,894
G452	Maintenance and repair of motor vehicles	60	362,766	331,271	887	30,608
G453	Sale of motor vehicle parts and accessories	110	1,106,205	1,031,022	9,448	65,734
G454	Sale, maintenance and repair of motorcycles and related parts and accessories	32	344,163	309,763	6,075	28,325
G461	Wholesale on a fee or contract basis	34	279,661	258,230	5,237	16,194
G462	Wholesale of agricultural raw materials and live animals	31	374,542	338,407	10,872	25,264
G463	Wholesale of food, beverages and tobacco	205	3,865,111	3,349,335	275,836	239,941
G464	Wholesale of household goods	584	16,738,493	14,632,960	1,198,737	906,796
G465	Wholesale of machinery, equipment and supplies	378	8,739,705	7,847,107	404,918	487,680

Continued

TABLE 3a --Continued

2009 PSIC Code	Region/ Industry Description	Number of Establishments	Compensation			
			Total	Gross Salaries and Wages	Separation/ Retirement/ Terminal Pay, Gratuities, etc.	Employer's contribution to SSS/GSIS, ECC,etc.
		(1)	(2)	(3)	(4)	(5)
G466	Other specialized wholesale	304	5,010,554	4,618,983	120,066	271,505
G469	Non-specialized wholesale trade	12	256,288	214,693	23,906	17,689
G471	Retail sale in non-specialized stores	308	8,050,527	7,199,618	310,809	540,100
G472	Retail sale of food, beverages and tobacco in specialized stores	59	509,555	466,563	12,137	30,856
G473	Retail sale of automotive fuel in specialized stores	142	845,558	773,059	4,510	67,989
G474	Retail sale of information and communications equipment in specialized stores	84	1,497,529	1,370,189	25,420	101,921
G475	Retail sale of other household equipment in specialized stores	326	3,781,920	3,462,030	68,811	251,079
G476	Retail sale of cultural and recreation goods in specialized stores	76	751,635	692,697	14,967	43,971
G477	Retail sale of other goods in specialized stores	489	6,549,061	5,963,523	107,405	478,133
G479	Retail trade not in stores, stalls or markets	15	458,814	427,418	8,326	23,070
CAR		71	598,287	537,534	15,527	45,226
G451	Sale of motor vehicles	s	s	s	s	s
G453	Sale of motor vehicle parts and accessories	s	s	s	s	s
G454	Sale, maintenance and repair of motorcycles and related parts and accessories	s	s	s	s	s
G462	Wholesale of agricultural raw materials and live animals	s	s	s	s	s
G463	Wholesale of food, beverages and tobacco	10	89,334	76,844	4,108	8,382
G464	Wholesale of household goods	s	s	s	s	s
G465	Wholesale of machinery, equipment and supplies	s	s	s	s	s
G466	Other specialized wholesale	s	s	s	s	s
G471	Retail sale in non-specialized stores	28	293,629	264,793	5,977	22,859
G473	Retail sale of automotive fuel in specialized stores	7	50,656	45,305	1,128	4,223
G474	Retail sale of information and communications equipment in specialized stores	s	s	s	s	s
G475	Retail sale of other household equipment in specialized stores	5	30,387	28,971	310	1,107
G477	Retail sale of other goods in specialized stores	9	45,570	39,822	2,717	3,031
I - Ilocos		265	1,716,347	1,556,447	40,479	119,421
G451	Sale of motor vehicles	10	57,755	50,620	2,245	4,890
G452	Maintenance and repair of motor vehicles	s	s	s	s	s
G453	Sale of motor vehicle parts and accessories	7	34,969	31,954	-	3,015
G454	Sale, maintenance and repair of motorcycles and related parts and accessories	14	98,337	90,755	-	7,583

Continued

TABLE 3a --Continued

2009 PSIC Code	Region/ Industry Description	Number of Establishments	Compensation			
			Total	Gross Salaries and Wages	Separation/ Retirement/ Terminal Pay, Gratuities, etc.	Employer's contribution to SSS/GSIS, ECC,etc.
		(1)	(2)	(3)	(4)	(5)
G462	Wholesale of agricultural raw materials and live animals	s	s	s	s	s
G463	Wholesale of food, beverages and tobacco	42	300,458	270,296	7,514	22,648
G464	Wholesale of household goods	11	96,498	81,104	8,906	6,488
G466	Other specialized wholesale	8	40,574	37,613	660	2,302
G471	Retail sale in non-specialized stores	77	572,885	531,629	7,987	33,269
G472	Retail sale of food, beverages and tobacco in specialized stores	4	58,911	49,676	4,064	5,171
G473	Retail sale of automotive fuel in specialized stores	10	43,068	38,817	1,623	2,628
G474	Retail sale of information and communications equipment in specialized stores	5	16,980	15,720	-	1,260
G475	Retail sale of other household equipment in specialized stores	38	236,052	213,759	4,135	18,158
G476	Retail sale of cultural and recreation goods in specialized stores	4	19,783	16,964	1,225	1,594
G477	Retail sale of other goods in specialized stores	31	133,872	121,696	2,119	10,056
II - Cagayan Valley		151	1,093,016	966,940	38,378	87,699
G451	Sale of motor vehicles	6	36,249	32,351	879	3,018
G453	Sale of motor vehicle parts and accessories	s	s	s	s	s
G454	Sale, maintenance and repair of motorcycles and related parts and accessories	8	31,489	29,253	183	2,053
G462	Wholesale of agricultural raw materials and live animals	17	82,712	71,558	6,993	4,160
G463	Wholesale of food, beverages and tobacco	28	405,795	355,627	11,255	38,914
G464	Wholesale of household goods	7	40,215	36,905	1,397	1,914
G465	Wholesale of machinery, equipment and supplies	s	s	s	s	s
G466	Other specialized wholesale	3	17,993	16,552	-	1,441
G471	Retail sale in non-specialized stores	26	195,664	170,947	9,270	15,447
G472	Retail sale of food, beverages and tobacco in specialized stores	3	21,756	20,373	-	1,383
G473	Retail sale of automotive fuel in specialized stores	8	27,680	24,272	954	2,454
G474	Retail sale of information and communications equipment in specialized stores	s	s	s	s	s
G475	Retail sale of other household equipment in specialized stores	18	103,184	93,527	2,511	7,146
G476	Retail sale of cultural and recreation goods in specialized stores	s	s	s	s	s
G477	Retail sale of other goods in specialized stores	21	92,903	84,968	975	6,960
III - Central Luzon		628	5,957,115	5,337,705	231,244	388,166
G451	Sale of motor vehicles	39	539,401	508,372	1,967	29,063

Continued

TABLE 3a --Continued

2009 PSIC Code	Region/ Industry Description	Number of Establishments	Compensation			
			Total	Gross Salaries and Wages	Separation/ Retirement/ Terminal Pay, Gratuities, etc.	Employer's contribution to SSS/GSIS, ECC,etc.
		(1)	(2)	(3)	(4)	(5)
G452	Maintenance and repair of motor vehicles	7	43,226	40,227	371	2,628
G453	Sale of motor vehicle parts and accessories	5	42,799	40,061	-	2,738
G454	Sale, maintenance and repair of motorcycles and related parts and accessories	20	97,584	88,251	3,117	6,216
G461	Wholesale on a fee or contract basis	s	s	s	s	s
G462	Wholesale of agricultural raw materials and live animals	15	97,222	87,483	3,807	5,931
G463	Wholesale of food, beverages and tobacco	67	853,496	717,596	66,603	69,297
G464	Wholesale of household goods	32	253,055	228,843	6,096	18,116
G465	Wholesale of machinery, equipment and supplies	5	30,832	28,812	96	1,924
G466	Other specialized wholesale	38	222,593	201,048	5,440	16,104
G469	Non-specialized wholesale trade	s	s	s	s	s
G471	Retail sale in non-specialized stores	177	2,571,196	2,329,086	79,811	162,299
G472	Retail sale of food, beverages and tobacco in specialized stores	10	57,908	53,921	-	3,987
G473	Retail sale of automotive fuel in specialized stores	51	205,915	149,524	47,400	8,991
G474	Retail sale of information and communications equipment in specialized stores	5	17,078	15,516	209	1,352
G475	Retail sale of other household equipment in specialized stores	84	408,820	369,094	9,061	30,664
G476	Retail sale of cultural and recreation goods in specialized stores	6	25,569	23,330	348	1,892
G477	Retail sale of other goods in specialized stores	63	443,264	413,654	5,746	23,864
IVA - CALABARZON		875	9,100,631	8,071,404	341,522	687,704
G451	Sale of motor vehicles	35	476,565	404,180	42,323	30,061
G452	Maintenance and repair of motor vehicles	17	63,344	57,544	1,015	4,785
G453	Sale of motor vehicle parts and accessories	16	203,142	184,082	3,984	15,076
G454	Sale, maintenance and repair of motorcycles and related parts and accessories	21	133,745	121,276	1,928	10,541
G461	Wholesale on a fee or contract basis	s	s	s	s	s
G462	Wholesale of agricultural raw materials and live animals	3	14,595	13,154	495	945
G463	Wholesale of food, beverages and tobacco	78	974,197	826,239	59,914	88,044
G464	Wholesale of household goods	37	518,759	462,012	23,710	33,036
G465	Wholesale of machinery, equipment and supplies	30	962,999	835,778	85,302	41,919
G466	Other specialized wholesale	57	397,411	364,118	6,334	26,959
G469	Non-specialized wholesale trade	s	s	s	s	s
G471	Retail sale in non-specialized stores	234	3,137,101	2,820,789	79,419	236,894
G472	Retail sale of food, beverages and tobacco in specialized stores	14	67,322	58,288	4,140	4,894
G473	Retail sale of automotive fuel in specialized stores	82	426,862	388,101	405	38,356

Continued

TABLE 3a --Continued

2009 PSIC Code	Region/ Industry Description	Number of Establishments	Compensation			
			Total	Gross Salaries and Wages	Separation/ Retirement/ Terminal Pay, Gratuities, etc.	Employer's contribution to SSS/GSIS, ECC,etc.
		(1)	(2)	(3)	(4)	(5)
G474	Retail sale of information and communications equipment in specialized stores	7	38,450	35,960	2	2,489
G475	Retail sale of other household equipment in specialized stores	131	605,518	545,590	16,648	43,280
G476	Retail sale of cultural and recreation goods in specialized stores	s	s	s	s	s
G477	Retail sale of other goods in specialized stores	108	1,041,511	918,835	15,105	107,571
IVB - MIMAROPA		108	666,843	596,768	13,452	56,623
G451	Sale of motor vehicles	s	s	s	s	s
G453	Sale of motor vehicle parts and accessories	s	s	s	s	s
G454	Sale, maintenance and repair of motorcycles and related parts and accessories	8	54,093	50,306	-	3,787
G462	Wholesale of agricultural raw materials and live animals	11	19,222	17,945	536	742
G463	Wholesale of food, beverages and tobacco	30	268,177	233,223	10,046	24,908
G464	Wholesale of household goods	s	s	s	s	s
G466	Other specialized wholesale	s	s	s	s	s
G471	Retail sale in non-specialized stores	30	212,152	192,879	1,331	17,942
G472	Retail sale of food, beverages and tobacco in specialized stores	s	s	s	s	s
G473	Retail sale of automotive fuel in specialized stores	3	12,547	11,617	-	930
G474	Retail sale of information and communications equipment in specialized stores	3	12,722	11,859	-	863
G475	Retail sale of other household equipment in specialized stores	10	34,114	29,569	1,149	3,397
G477	Retail sale of other goods in specialized stores	6	21,669	19,534	389	1,746
V - Bicol		244	1,703,764	1,527,375	51,661	124,728
G451	Sale of motor vehicles	3	47,988	36,437	9,067	2,484
G452	Maintenance and repair of motor vehicles	s	s	s	s	s
G453	Sale of motor vehicle parts and accessories	s	s	s	s	s
G454	Sale, maintenance and repair of motorcycles and related parts and accessories	7	67,904	59,011	1,172	7,721
G461	Wholesale on a fee or contract basis	s	s	s	s	s
G462	Wholesale of agricultural raw materials and live animals	4	72,851	67,447	1,007	4,397
G463	Wholesale of food, beverages and tobacco	49	507,626	439,534	25,459	42,633
G464	Wholesale of household goods	17	115,512	103,139	5,831	6,542
G465	Wholesale of machinery, equipment and supplies	s	s	s	s	s
G466	Other specialized wholesale	4	16,040	15,032	72	937

Continued

TABLE 3a --Continued

2009 PSIC Code	Region/ Industry Description	Number of Establishments	Compensation			
			Total	Gross Salaries and Wages	Separation/ Retirement/ Terminal Pay, Gratuities, etc.	Employer's contribution to SSS/GSIS, ECC,etc.
		(1)	(2)	(3)	(4)	(5)
G471	Retail sale in non-specialized stores	66	569,560	528,941	4,332	36,287
G472	Retail sale of food, beverages and tobacco in specialized stores	s	s	s	s	s
G473	Retail sale of automotive fuel in specialized stores	6	18,466	17,038	-	1,428
G474	Retail sale of information and communications equipment in specialized stores	3	10,223	9,479	-	745
G475	Retail sale of other household equipment in specialized stores	26	103,794	95,612	160	8,022
G476	Retail sale of cultural and recreation goods in specialized stores	s	s	s	s	s
G477	Retail sale of other goods in specialized stores	50	134,925	121,185	3,180	10,559
VI - Western Visayas		454	3,631,827	3,253,077	119,811	258,938
G451	Sale of motor vehicles	21	141,233	126,097	6,755	8,381
G452	Maintenance and repair of motor vehicles	4	12,424	11,435	-	989
G453	Sale of motor vehicle parts and accessories	6	33,755	31,175	-	2,581
G454	Sale, maintenance and repair of motorcycles and related parts and accessories	18	165,562	150,423	6,679	8,460
G462	Wholesale of agricultural raw materials and live animals	s	s	s	s	s
G463	Wholesale of food, beverages and tobacco	60	412,687	357,455	22,188	33,044
G464	Wholesale of household goods	24	277,815	257,215	7,428	13,173
G465	Wholesale of machinery, equipment and supplies	6	51,367	45,701	3,626	2,040
G466	Other specialized wholesale	11	113,614	101,753	3,597	8,264
G471	Retail sale in non-specialized stores	115	1,523,879	1,353,570	54,039	116,270
G472	Retail sale of food, beverages and tobacco in specialized stores	10	63,606	58,087	472	5,047
G473	Retail sale of automotive fuel in specialized stores	15	23,420	21,487	-	1,933
G474	Retail sale of information and communications equipment in specialized stores	7	26,260	24,347	-	1,913
G475	Retail sale of other household equipment in specialized stores	97	519,006	471,479	12,158	35,368
G476	Retail sale of cultural and recreation goods in specialized stores	s	s	s	s	s
G477	Retail sale of other goods in specialized stores	57	249,559	226,427	2,811	20,321
VII - Central Visayas		710	7,015,128	6,345,310	167,997	501,821
G451	Sale of motor vehicles	44	581,363	504,020	41,716	35,627
G452	Maintenance and repair of motor vehicles	8	52,231	49,456	-	2,774
G453	Sale of motor vehicle parts and accessories	21	111,710	101,006	1,608	9,096
G454	Sale, maintenance and repair of motorcycles and related parts and accessories	28	156,099	143,473	2,550	10,077

Continued

TABLE 3a --Continued

2009 PSIC Code	Region/ Industry Description	Number of Establishments	Compensation			
			Total	Gross Salaries and Wages	Separation/ Retirement/ Terminal Pay, Gratuities, etc.	Employer's contribution to SSS/GSIS, ECC,etc.
		(1)	(2)	(3)	(4)	(5)
G461	Wholesale on a fee or contract basis	7	37,487	35,639	-	1,849
G462	Wholesale of agricultural raw materials and live animals	7	34,902	29,529	3,516	1,857
G463	Wholesale of food, beverages and tobacco	58	523,020	477,015	10,620	35,384
G464	Wholesale of household goods	51	506,407	462,107	13,028	31,271
G465	Wholesale of machinery, equipment and supplies	32	321,568	274,357	30,407	16,804
G466	Other specialized wholesale	54	379,176	351,148	4,531	23,498
G469	Non-specialized wholesale trade	s	s	s	s	s
G471	Retail sale in non-specialized stores	126	2,579,006	2,347,856	20,224	210,927
G472	Retail sale of food, beverages and tobacco in specialized stores	16	110,627	102,286	737	7,603
G473	Retail sale of automotive fuel in specialized stores	43	259,714	219,651	19,645	20,418
G474	Retail sale of information and communications equipment in specialized stores	19	113,446	103,337	1,679	8,430
G475	Retail sale of other household equipment in specialized stores	118	828,939	758,374	13,509	57,056
G476	Retail sale of cultural and recreation goods in specialized stores	11	50,647	47,260	-	3,387
G477	Retail sale of other goods in specialized stores	64	359,443	330,355	4,130	24,958
G479	Retail trade not in stores, stalls or markets	s	s	s	s	s
VIII - Eastern Visayas		158	1,004,426	907,466	31,964	64,996
G451	Sale of motor vehicles	3	16,798	15,290	414	1,094
G452	Maintenance and repair of motor vehicles	s	s	s	s	s
G453	Sale of motor vehicle parts and accessories	s	s	s	s	s
G454	Sale, maintenance and repair of motorcycles and related parts and accessories	5	18,478	16,989	-	1,489
G461	Wholesale on a fee or contract basis	s	s	s	s	s
G462	Wholesale of agricultural raw materials and live animals	6	22,915	21,789	-	1,126
G463	Wholesale of food, beverages and tobacco	33	342,165	290,992	27,901	23,272
G464	Wholesale of household goods	9	105,851	97,663	858	7,330
G466	Other specialized wholesale	4	27,272	25,506	98	1,667
G471	Retail sale in non-specialized stores	39	277,616	260,624	1,303	15,690
G472	Retail sale of food, beverages and tobacco in specialized stores	s	s	s	s	s
G473	Retail sale of automotive fuel in specialized stores	9	43,323	39,078	-	4,245
G474	Retail sale of information and communications equipment in specialized stores	s	s	s	s	s
G475	Retail sale of other household equipment in specialized stores	34	107,605	98,735	1,391	7,478
G477	Retail sale of other goods in specialized stores	10	25,090	24,435	-	655

Continued

TABLE 3a --Continued

2009 PSIC Code	Region/ Industry Description	Number of Establishments	Compensation			
			Total	Gross Salaries and Wages	Separation/ Retirement/ Terminal Pay, Gratuities, etc.	Employer's contribution to SSS/GSIS, ECC,etc.
		(1)	(2)	(3)	(4)	(5)
IX - Zamboanga Peninsula		159	921,253	827,282	24,881	69,090
G451	Sale of motor vehicles	s	s	s	s	s
G453	Sale of motor vehicle parts and accessories	s	s	s	s	s
G454	Sale, maintenance and repair of motorcycles and related parts and accessories	5	19,873	17,699	299	1,874
G461	Wholesale on a fee or contract basis	3	33,552	31,051	482	2,019
G462	Wholesale of agricultural raw materials and live animals	5	10,304	9,165	627	513
G463	Wholesale of food, beverages and tobacco	19	138,373	119,077	8,232	11,064
G464	Wholesale of household goods	13	98,944	85,453	5,932	7,559
G465	Wholesale of machinery, equipment and supplies	s	s	s	s	s
G466	Other specialized wholesale	4	10,205	9,042	262	902
G471	Retail sale in non-specialized stores	51	384,680	349,752	3,840	31,088
G472	Retail sale of food, beverages and tobacco in specialized stores	6	32,871	28,263	2,054	2,554
G473	Retail sale of automotive fuel in specialized stores	5	10,070	8,814	361	895
G475	Retail sale of other household equipment in specialized stores	25	102,293	95,182	1,400	5,711
G476	Retail sale of cultural and recreation goods in specialized stores	s	s	s	s	s
G477	Retail sale of other goods in specialized stores	17	49,806	45,061	1,215	3,531
X - Northern Mindanao		286	2,595,348	2,309,801	109,512	176,035
G451	Sale of motor vehicles	17	191,652	177,416	2,848	11,388
G452	Maintenance and repair of motor vehicles	s	s	s	s	s
G453	Sale of motor vehicle parts and accessories	11	68,975	63,729	1,027	4,219
G454	Sale, maintenance and repair of motorcycles and related parts and accessories	7	27,805	25,724	745	1,337
G462	Wholesale of agricultural raw materials and live animals	6	32,844	30,330	82	2,431
G463	Wholesale of food, beverages and tobacco	37	357,974	308,387	20,271	29,316
G464	Wholesale of household goods	21	141,486	128,649	4,719	8,118
G465	Wholesale of machinery, equipment and supplies	6	217,121	169,321	39,173	8,627
G466	Other specialized wholesale	16	213,212	196,315	4,853	12,044
G471	Retail sale in non-specialized stores	61	887,067	804,069	14,241	68,758
G472	Retail sale of food, beverages and tobacco in specialized stores	7	34,895	32,006	358	2,531
G473	Retail sale of automotive fuel in specialized stores	15	62,314	45,226	12,928	4,159
G474	Retail sale of information and communications equipment in specialized stores	3	13,942	11,521	1,505	915

Continued

TABLE 3a --Continued

2009 PSIC Code	Region/ Industry Description	Number of Establishments	Compensation			
			Total	Gross Salaries and Wages	Separation/ Retirement/ Terminal Pay, Gratuities, etc.	Employer's contribution to SSS/GSIS, ECC,etc.
		(1)	(2)	(3)	(4)	(5)
G475	Retail sale of other household equipment in specialized stores	49	209,334	190,338	4,596	14,400
G476	Retail sale of cultural and recreation goods in specialized stores	s	s	s	s	s
G477	Retail sale of other goods in specialized stores	25	121,949	113,385	2,102	6,462
XI - Davao		443	4,573,711	4,054,392	161,247	358,073
G451	Sale of motor vehicles	14	285,392	249,944	12,882	22,566
G452	Maintenance and repair of motor vehicles	11	40,060	37,392	1,246	1,422
G453	Sale of motor vehicle parts and accessories	13	67,693	61,434	1,296	4,962
G454	Sale, maintenance and repair of motorcycles and related parts and accessories	13	106,384	89,054	7,467	9,862
G461	Wholesale on a fee or contract basis	7	40,581	35,207	2,611	2,762
G462	Wholesale of agricultural raw materials and live animals	4	30,784	26,956	1,621	2,206
G463	Wholesale of food, beverages and tobacco	38	616,258	525,177	40,241	50,840
G464	Wholesale of household goods	26	236,885	213,073	7,691	16,121
G465	Wholesale of machinery, equipment and supplies	17	234,262	192,743	28,953	12,566
G466	Other specialized wholesale	31	315,345	292,342	6,339	16,664
G471	Retail sale in non-specialized stores	103	1,715,863	1,537,094	22,980	155,790
G472	Retail sale of food, beverages and tobacco in specialized stores	5	25,770	23,638	143	1,989
G473	Retail sale of automotive fuel in specialized stores	21	62,377	55,688	2,638	4,051
G474	Retail sale of information and communications equipment in specialized stores	7	22,593	20,103	612	1,878
G475	Retail sale of other household equipment in specialized stores	82	538,237	482,731	17,928	37,577
G476	Retail sale of cultural and recreation goods in specialized stores	6	38,199	34,339	1,347	2,514
G477	Retail sale of other goods in specialized stores	44	195,486	176,111	5,251	14,123
G479	Retail trade not in stores, stalls or markets	s	s	s	s	s
XII - SOCCSKSARGEN		219	1,567,453	1,390,679	52,739	124,035
G451	Sale of motor vehicles	5	82,112	75,779	16	6,318
G452	Maintenance and repair of motor vehicles	s	s	s	s	s
G453	Sale of motor vehicle parts and accessories	5	34,846	31,762	705	2,379
G454	Sale, maintenance and repair of motorcycles and related parts and accessories	7	42,690	38,207	2,345	2,139
G462	Wholesale of agricultural raw materials and live animals	7	76,308	65,531	5,589	5,188
G463	Wholesale of food, beverages and tobacco	35	392,636	328,234	27,286	37,115

Continued

TABLE 3a --Continued

2009 PSIC Code	Region/ Industry Description	Number of Establishments	Compensation			
			Total	Gross Salaries and Wages	Separation/ Retirement/ Terminal Pay, Gratuities, etc.	Employer's contribution to SSS/GSIS, ECC,etc.
		(1)	(2)	(3)	(4)	(5)
G464	Wholesale of household goods	10	38,489	35,121	639	2,729
G465	Wholesale of machinery, equipment and supplies	s	s	s	s	s
G466	Other specialized wholesale	s	s	s	s	s
G471	Retail sale in non-specialized stores	55	544,518	493,100	10,066	41,352
G472	Retail sale of food, beverages and tobacco in specialized stores	7	29,449	26,780	41	2,629
G473	Retail sale of automotive fuel in specialized stores	10	18,545	16,821	84	1,641
G474	Retail sale of information and communications equipment in specialized stores	s	s	s	s	s
G475	Retail sale of other household equipment in specialized stores	44	215,337	194,235	5,527	15,575
G476	Retail sale of cultural and recreation goods in specialized stores	s	s	s	s	s
G477	Retail sale of other goods in specialized stores	26	68,912	63,480	-	5,432
XIII - Caraga		118	852,421	780,849	8,921	62,651
G451	Sale of motor vehicles	6	53,721	49,560	210	3,952
G452	Maintenance and repair of motor vehicles	s	s	s	s	s
G454	Sale, maintenance and repair of motorcycles and related parts and accessories	6	26,542	23,942	-	2,600
G462	Wholesale of agricultural raw materials and live animals	s	s	s	s	s
G463	Wholesale of food, beverages and tobacco	15	140,152	120,458	4,145	15,548
G464	Wholesale of household goods	10	63,134	59,066	819	3,250
G465	Wholesale of machinery, equipment and supplies	3	59,133	55,303	1,462	2,368
G466	Other specialized wholesale	4	48,791	47,663	-	1,128
G471	Retail sale in non-specialized stores	30	286,674	264,022	400	22,252
G472	Retail sale of food, beverages and tobacco in specialized stores	5	19,534	17,149	-	2,385
G473	Retail sale of automotive fuel in specialized stores	7	17,514	16,590	-	925
G474	Retail sale of information and communications equipment in specialized stores	s	s	s	s	s
G475	Retail sale of other household equipment in specialized stores	15	62,984	58,067	687	4,231
G477	Retail sale of other goods in specialized stores	12	55,298	51,526	1,000	2,772

Continued

TABLE 3a --Concluded

2009 PSIC Code	Region/ Industry Description	Number of Establishments	Compensation			
			Total	Gross Salaries and Wages	Separation/ Retirement/ Terminal Pay, Gratuities, etc.	Employer's contribution to SSS/GSIS, ECC,etc.
		(1)	(2)	(3)	(4)	(5)
	ARMM	11	39,049	37,366	-	1,683
G462	Wholesale of agricultural raw materials and live animals	s	s	s	s	s
G463	Wholesale of food, beverages and tobacco	s	s	s	s	s
G466	Other specialized wholesale	s	s	s	s	s
G471	Retail sale in non-specialized stores	6	22,891	22,157	-	734
G473	Retail sale of automotive fuel in specialized stores	s	s	s	s	s

Continued

TABLE 4a Number of Establishments and Income by Type for Wholesale and Retail Trade; Repair of Motor Vehicles and Motorcycles Establishments with Total Employment of 20 and Over by Region and Industry Group: Philippines, 2017

(Values are in thousand pesos, except number of establishments. Details may not add-up to total due to rounding and/or statistical disclosure control.)

2009 PSIC Code	Region/ Industry Description	Number of Establishments	Income				
			Total	Sale of Goods	Commissions and Fees Earned	Maintenance and Repair of Motor Vehicles and Motorcycles	Service and Installation Work of Goods Sold
	PHILIPPINES	8,301	3,162,493,146	3,080,707,122	15,016,131	15,485,396	11,625,834
G451	Sale of motor vehicles	360	359,191,984	347,218,430	1,038,797	6,410,269	498,041
G452	Maintenance and repair of motor vehicles	114	8,416,002	173,178	61,673	8,138,217	9,747
G453	Sale of motor vehicle parts and accessories	204	32,837,289	31,677,987	645,621	146,979	116,543
G454	Sale, maintenance and repair of motorcycles and related parts and accessories	200	21,610,110	21,050,765	94,898	127,309	484
G461	Wholesale on a fee or contract basis	58	7,688,204	137,607	7,447,536	-	86,578
G462	Wholesale of agricultural raw materials and live animals	125	48,808,404	48,424,253	119,997	1,941	1,394
G463	Wholesale of food, beverages and tobacco	805	405,788,269	401,737,773	358,051	15,845	25,656
G464	Wholesale of household goods	855	470,475,917	462,716,764	862,346	2,561	2,992,279
G465	Wholesale of machinery, equipment and supplies	484	208,104,257	197,895,679	1,603,074	191,242	5,509,703
G466	Other specialized wholesale	544	295,588,207	292,424,453	286,730	50,609	472,697
G469	Non-specialized wholesale trade	15	4,622,240	4,611,060	-	-	-
G471	Retail sale in non-specialized stores	1,532	687,291,828	670,921,503	1,757,986	357,091	993,826
G472	Retail sale of food, beverages and tobacco in specialized stores	151	30,550,342	30,400,085	30,021	1,203	2,100
G473	Retail sale of automotive fuel in specialized stores	435	132,421,043	131,013,409	235,599	27,542	86,545
G474	Retail sale of information and communications equipment in specialized stores	151	47,906,725	46,243,208	1,865	621	134,618
G475	Retail sale of other household equipment in specialized stores	1,102	205,125,339	201,423,015	200,935	9,871	589,377
G476	Retail sale of cultural and recreation goods in specialized stores	116	15,840,481	15,387,155	15,410	2,197	7,495
G477	Retail sale of other goods in specialized stores	1,032	172,591,036	169,719,716	244,624	1,852	98,658
G479	Retail trade not in stores, stalls or markets	18	7,635,471	7,531,082	10,968	48	94
	NCR	3,401	1,724,381,122	1,673,214,344	9,347,637	10,933,235	8,093,077
G451	Sale of motor vehicles	152	220,429,036	213,315,528	569,724	4,077,748	50,728
G452	Maintenance and repair of motor vehicles	60	6,439,403	14,420	-	6,404,160	-
G453	Sale of motor vehicle parts and accessories	110	19,946,408	19,030,736	644,773	45,853	94,757
G454	Sale, maintenance and repair of motorcycles and related parts and accessories	32	5,743,059	5,644,162	34,667	3,547	-
G461	Wholesale on a fee or contract basis	34	4,429,933	64,769	4,263,236	-	86,578
G462	Wholesale of agricultural raw materials and live animals	31	31,691,098	31,427,113	103,992	-	-
G463	Wholesale of food, beverages and tobacco	205	197,426,809	194,797,504	108,872	-	16,018
G464	Wholesale of household goods	584	367,255,599	360,316,178	764,572	704	2,580,688
G465	Wholesale of machinery, equipment and supplies	378	157,863,439	149,448,070	1,389,467	126,600	4,432,236
G466	Other specialized wholesale	304	194,580,969	192,588,521	144,679	30,966	207,166

Continued

TABLE 4a --Continued

2009 PSIC Code	Region/ Industry Description	Number of Establishments	Income				
			Total	Sale of Goods	Commissions and Fees Earned	Maintenance and Repair of Motor Vehicles and Motorcycles	Service and Installation Work of Goods Sold
		(1)	(2)	(3)	(4)	(5)	(6)
G469	Non-specialized wholesale trade	12	2,586,440	2,585,986	-	-	-
G471	Retail sale in non-specialized stores	308	211,363,150	205,261,856	929,081	237,315	123,644
G472	Retail sale of food, beverages and tobacco in specialized stores	59	12,091,626	12,060,665	22,428	-	-
G473	Retail sale of automotive fuel in specialized stores	142	41,260,606	40,669,929	-	4,098	81,226
G474	Retail sale of information and communications equipment in specialized stores	84	34,350,856	32,793,939	-	-	61,503
G475	Retail sale of other household equipment in specialized stores	326	94,268,534	92,698,950	142,334	-	335,376
G476	Retail sale of cultural and recreation goods in specialized stores	76	12,470,857	12,076,129	925	2,197	5,617
G477	Retail sale of other goods in specialized stores	489	102,648,787	100,989,766	217,920	-	17,445
G479	Retail trade not in stores, stalls or markets	15	7,534,513	7,430,124	10,968	48	94
CAR		71	20,674,694	20,419,974	18,245	5,800	110,314
G451	Sale of motor vehicles	s	s	s	s	s	s
G453	Sale of motor vehicle parts and accessories	s	s	s	s	s	s
G454	Sale, maintenance and repair of motorcycles and related parts and accessories	s	s	s	s	s	s
G462	Wholesale of agricultural raw materials and live animals	s	s	s	s	s	s
G463	Wholesale of food, beverages and tobacco	10	1,955,389	1,944,514	1,202	971	-
G464	Wholesale of household goods	s	s	s	s	s	s
G465	Wholesale of machinery, equipment and supplies	s	s	s	s	s	s
G466	Other specialized wholesale	s	s	s	s	s	s
G471	Retail sale in non-specialized stores	28	11,997,030	11,844,616	14,290	-	62,843
G473	Retail sale of automotive fuel in specialized stores	7	1,435,402	1,433,002	-	-	-
G474	Retail sale of information and communications equipment in specialized stores	s	s	s	s	s	s
G475	Retail sale of other household equipment in specialized stores	5	1,097,283	1,095,417	-	-	1,342
G477	Retail sale of other goods in specialized stores	9	1,041,469	1,013,070	789	-	-
I - Ilocos		265	59,712,161	58,814,983	83,610	79,029	85,780
G451	Sale of motor vehicles	10	5,999,207	5,948,116	-	37,239	12,187
G452	Maintenance and repair of motor vehicles	s	s	s	s	s	s
G453	Sale of motor vehicle parts and accessories	7	579,668	557,411	-	19,715	1,277
G454	Sale, maintenance and repair of motorcycles and related parts and accessories	14	1,485,090	1,469,204	12,192	-	-
G462	Wholesale of agricultural raw materials and live animals	s	s	s	s	s	s

Continued

TABLE 4a --Continued

2009 PSIC Code	Region/ Industry Description	Number of Establishments	Income				
			Total	Sale of Goods	Commissions and Fees Earned	Maintenance and Repair of Motor Vehicles and Motorcycles	Service and Installation Work of Goods Sold
G463	Wholesale of food, beverages and tobacco	42	15,081,242	14,988,202	10,578	-	
G464	Wholesale of household goods	11	3,078,700	3,041,608	9,868	-	-
G466	Other specialized wholesale	8	1,137,594	1,111,803	-	-	-
G471	Retail sale in non-specialized stores	77	20,477,231	20,077,540	6,485	141	50,117
G472	Retail sale of food, beverages and tobacco in specialized stores	4	1,503,417	1,493,886	-	-	-
G473	Retail sale of automotive fuel in specialized stores	10	1,335,384	1,301,889	33,495	-	-
G474	Retail sale of information and communications equipment in specialized stores	5	1,031,233	1,031,233	-	-	-
G475	Retail sale of other household equipment in specialized stores	38	5,153,696	5,047,564	6,536	-	9,773
G476	Retail sale of cultural and recreation goods in specialized stores	4	328,189	328,189	-	-	-
G477	Retail sale of other goods in specialized stores	31	2,476,599	2,398,398	4,456	455	12,427
II - Cagayan Valley		151	36,094,574	35,646,679	23,021	45,675	55,346
G451	Sale of motor vehicles	6	1,738,142	1,673,922	935	30,041	33,232
G453	Sale of motor vehicle parts and accessories	s	s	s	s	s	s
G454	Sale, maintenance and repair of motorcycles and related parts and accessories	8	531,222	527,507	-	3,050	-
G462	Wholesale of agricultural raw materials and live animals	17	2,805,665	2,770,490	-	-	1,176
G463	Wholesale of food, beverages and tobacco	28	12,417,890	12,336,706	7,346	-	-
G464	Wholesale of household goods	7	1,490,507	1,466,532	-	-	20,642
G465	Wholesale of machinery, equipment and supplies	s	s	s	s	s	s
G466	Other specialized wholesale	3	1,851,519	1,851,519	-	-	-
G471	Retail sale in non-specialized stores	26	7,405,107	7,296,112	14,740	-	-
G472	Retail sale of food, beverages and tobacco in specialized stores	3	669,531	669,531	-	-	-
G473	Retail sale of automotive fuel in specialized stores	8	1,144,404	1,139,622	-	-	-
G474	Retail sale of information and communications equipment in specialized stores	s	s	s	s	s	s
G475	Retail sale of other household equipment in specialized stores	18	2,488,320	2,419,516	-	-	296
G476	Retail sale of cultural and recreation goods in specialized stores	s	s	s	s	s	s
G477	Retail sale of other goods in specialized stores	21	2,634,657	2,597,696	-	-	-
III - Central Luzon		628	206,523,821	202,107,995	894,720	724,663	340,721
G451	Sale of motor vehicles	39	26,334,984	25,486,537	115,780	524,118	57,517
G452	Maintenance and repair of motor vehicles	7	198,086	-	-	197,793	

Continued

TABLE 4a --Continued

2009 PSIC Code	Region/ Industry Description	Number of Establishments	Income				
			Total	Sale of Goods	Commissions and Fees Earned	Maintenance and Repair of Motor Vehicles and Motorcycles	Service and Installation Work of Goods Sold
		(1)	(2)	(3)	(4)	(5)	(6)
G453	Sale of motor vehicle parts and accessories	5	984,687	977,537	-	-	4,102
G454	Sale, maintenance and repair of motorcycles and related parts and accessories	20	776,321	701,065	-	120	-
G461	Wholesale on a fee or contract basis	s	s	s	s	s	s
G462	Wholesale of agricultural raw materials and live animals	15	1,655,749	1,653,067	-	-	-
G463	Wholesale of food, beverages and tobacco	67	28,414,809	28,240,533	17,304	-	6,957
G464	Wholesale of household goods	32	8,854,790	8,824,095	6,573	-	5,009
G465	Wholesale of machinery, equipment and supplies	5	1,727,260	1,722,682	3,319	-	-
G466	Other specialized wholesale	38	16,849,925	16,806,372	-	-	-
G469	Non-specialized wholesale trade	s	s	s	s	s	s
G471	Retail sale in non-specialized stores	177	82,179,688	80,468,217	286,167	-	80,297
G472	Retail sale of food, beverages and tobacco in specialized stores	10	3,884,011	3,825,194	489	-	-
G473	Retail sale of automotive fuel in specialized stores	51	3,399,780	3,332,944	-	2,321	-
G474	Retail sale of information and communications equipment in specialized stores	5	1,008,863	1,008,552	-	311	-
G475	Retail sale of other household equipment in specialized stores	84	15,780,556	15,510,452	-	-	123,935
G476	Retail sale of cultural and recreation goods in specialized stores	6	313,379	310,353	-	-	1,877
G477	Retail sale of other goods in specialized stores	63	12,604,126	12,155,061	-	-	61,029
IVA - CALABARZON		875	315,522,791	307,644,030	1,468,264	1,645,833	1,033,030
G451	Sale of motor vehicles	35	27,433,946	26,118,344	69,698	663,275	129,184
G452	Maintenance and repair of motor vehicles	17	968,326	-	61,673	896,821	9,747
G453	Sale of motor vehicle parts and accessories	16	5,425,357	5,308,727	-	15,864	-
G454	Sale, maintenance and repair of motorcycles and related parts and accessories	21	1,866,314	1,825,706	37,975	1,211	-
G461	Wholesale on a fee or contract basis	s	s	s	s	s	s
G462	Wholesale of agricultural raw materials and live animals	3	699,609	699,417	-	-	-
G463	Wholesale of food, beverages and tobacco	78	29,313,377	29,089,970	88,264	-	-
G464	Wholesale of household goods	37	17,803,105	17,691,183	1,000	1,684	67,051
G465	Wholesale of machinery, equipment and supplies	30	29,987,185	28,930,283	119,460	63,139	589,125
G466	Other specialized wholesale	57	9,510,493	9,321,257	121,981	-	100
G469	Non-specialized wholesale trade	s	s	s	s	s	s
G471	Retail sale in non-specialized stores	234	106,964,840	105,063,368	287,822	-	181,939
G472	Retail sale of food, beverages and tobacco in specialized stores	14	2,658,925	2,650,866	3,516	-	-
G473	Retail sale of automotive fuel in specialized stores	82	38,042,748	37,670,327	202,103	3,839	4,939

Continued

TABLE 4a --Continued

2009 PSIC Code	Region/ Industry Description	Number of Establishments	Income				
			Total	Sale of Goods	Commissions and Fees Earned	Maintenance and Repair of Motor Vehicles and Motorcycles	Service and Installation Work of Goods Sold
		(1)	(2)	(3)	(4)	(5)	(6)
G474	Retail sale of information and communications equipment in specialized stores	7	2,803,759	2,784,009	-	-	-
G475	Retail sale of other household equipment in specialized stores	131	20,904,753	19,980,881	27,783	-	43,388
G476	Retail sale of cultural and recreation goods in specialized stores	s	s	s	s	s	s
G477	Retail sale of other goods in specialized stores	108	19,914,677	19,730,862	4,788	-	7,558
IVB - MIMAROPA		108	18,665,916	18,486,645	43,413	1,787	40,023
G451	Sale of motor vehicles	s	s	s	s	s	s
G453	Sale of motor vehicle parts and accessories	s	s	s	s	s	s
G454	Sale, maintenance and repair of motorcycles and related parts and accessories	8	728,921	726,395	-	216	-
G462	Wholesale of agricultural raw materials and live animals	11	185,753	174,837	8,449	-	-
G463	Wholesale of food, beverages and tobacco	30	6,529,056	6,452,940	33,622	-	-
G464	Wholesale of household goods	s	s	s	s	s	s
G466	Other specialized wholesale	s	s	s	s	s	s
G471	Retail sale in non-specialized stores	30	5,421,526	5,343,365	-	-	40,023
G472	Retail sale of food, beverages and tobacco in specialized stores	s	s	s	s	s	s
G473	Retail sale of automotive fuel in specialized stores	3	956,832	956,592	-	-	-
G474	Retail sale of information and communications equipment in specialized stores	3	1,678,649	1,678,632	-	-	-
G475	Retail sale of other household equipment in specialized stores	10	1,321,354	1,318,021	1,342	-	-
G477	Retail sale of other goods in specialized stores	6	1,089,874	1,085,958	-	-	-
V - Bicol		244	61,008,777	60,450,647	90,623	79,692	111,557
G451	Sale of motor vehicles	3	2,880,981	2,729,330	4,602	64,358	42,845
G452	Maintenance and repair of motor vehicles	s	s	s	s	s	s
G453	Sale of motor vehicle parts and accessories	s	s	s	s	s	s
G454	Sale, maintenance and repair of motorcycles and related parts and accessories	7	2,371,972	2,326,442	-	-	-
G461	Wholesale on a fee or contract basis	s	s	s	s	s	s
G462	Wholesale of agricultural raw materials and live animals	4	1,545,926	1,545,926	-	-	-
G463	Wholesale of food, beverages and tobacco	49	14,873,890	14,806,991	8,008	-	-
G464	Wholesale of household goods	17	5,905,415	5,832,128	41,105	40	20,642
G465	Wholesale of machinery, equipment and supplies	s	s	s	s	s	s
G466	Other specialized wholesale	4	1,190,207	1,190,207	-	-	-

Continued

TABLE 4a --Continued

2009 PSIC Code	Region/ Industry Description	Number of Establishments	Income				
			Total	Sale of Goods	Commissions and Fees Earned	Maintenance and Repair of Motor Vehicles and Motorcycles	Service and Installation Work of Goods Sold
G471	Retail sale in non-specialized stores	66	23,669,457	23,560,413	8,995	-	44,892
G472	Retail sale of food, beverages and tobacco in specialized stores	s	s	s	s	s	s
G473	Retail sale of automotive fuel in specialized stores	6	335,780	335,780	-	-	-
G474	Retail sale of information and communications equipment in specialized stores	3	696,213	692,746	579	-	-
G475	Retail sale of other household equipment in specialized stores	26	2,452,252	2,447,833	-	-	2,126
G476	Retail sale of cultural and recreation goods in specialized stores	s	s	s	s	s	s
G477	Retail sale of other goods in specialized stores	50	4,203,942	4,145,816	-	-	-
VI - Western Visayas		454	127,131,408	125,079,842	180,781	124,198	241,300
G451	Sale of motor vehicles	21	12,683,862	12,549,173	30,958	52,165	444
G452	Maintenance and repair of motor vehicles	4	68,733	-	-	68,733	-
G453	Sale of motor vehicle parts and accessories	6	552,811	545,944	-	-	-
G454	Sale, maintenance and repair of motorcycles and related parts and accessories	18	1,977,326	1,970,503	-	-	-
G462	Wholesale of agricultural raw materials and live animals	s	s	s	s	s	s
G463	Wholesale of food, beverages and tobacco	60	20,114,165	20,055,287	8,757	-	2,681
G464	Wholesale of household goods	24	10,380,342	10,247,242	-	-	92,889
G465	Wholesale of machinery, equipment and supplies	6	1,343,280	1,194,161	43,279	-	57,885
G466	Other specialized wholesale	11	10,386,630	10,292,212	9,779	1,029	-
G471	Retail sale in non-specialized stores	115	44,216,485	43,155,827	72,601	-	75,925
G472	Retail sale of food, beverages and tobacco in specialized stores	10	1,269,194	1,244,599	2,529	-	-
G473	Retail sale of automotive fuel in specialized stores	15	1,195,729	1,181,821	-	1,950	380
G474	Retail sale of information and communications equipment in specialized stores	7	512,627	512,187	-	-	-
G475	Retail sale of other household equipment in specialized stores	97	15,954,060	15,723,005	-	137	11,096
G476	Retail sale of cultural and recreation goods in specialized stores	s	s	s	s	s	s
G477	Retail sale of other goods in specialized stores	57	5,198,509	5,142,212	5,748	183	-
VII - Central Visayas		710	219,986,888	215,333,411	488,098	592,897	601,988
G451	Sale of motor vehicles	44	30,057,435	28,694,911	161,824	387,209	136,071
G452	Maintenance and repair of motor vehicles	8	154,186	-	-	154,176	-
G453	Sale of motor vehicle parts and accessories	21	1,460,542	1,438,421	-	8,702	13,199

Continued

TABLE 4a --Continued

2009 PSIC Code	Region/ Industry Description	Number of Establishments	Income				
			Total	Sale of Goods	Commissions and Fees Earned	Maintenance and Repair of Motor Vehicles and Motorcycles	Service and Installation Work of Goods Sold
		(1)	(2)	(3)	(4)	(5)	(6)
G454	Sale, maintenance and repair of motorcycles and related parts and accessories	28	2,161,789	2,098,992	-	32,315	484
G461	Wholesale on a fee or contract basis	7	328,425	63,839	264,571	-	-
G462	Wholesale of agricultural raw materials and live animals	7	2,573,349	2,561,640	-	-	-
G463	Wholesale of food, beverages and tobacco	58	20,682,714	20,625,748	8,766	-	-
G464	Wholesale of household goods	51	21,605,964	21,419,676	-	-	123,852
G465	Wholesale of machinery, equipment and supplies	32	5,043,174	4,808,536	858	-	204,944
G466	Other specialized wholesale	54	20,267,991	20,058,257	-	2,608	6,921
G469	Non-specialized wholesale trade	s	s	s	s	s	s
G471	Retail sale in non-specialized stores	126	61,884,123	60,359,965	50,993	2,311	-
G472	Retail sale of food, beverages and tobacco in specialized stores	16	2,996,010	2,988,009	960	-	-
G473	Retail sale of automotive fuel in specialized stores	43	25,054,023	24,874,196	-	5,265	-
G474	Retail sale of information and communications equipment in specialized stores	19	3,397,513	3,321,204	-	311	70,315
G475	Retail sale of other household equipment in specialized stores	118	15,097,447	14,954,799	127	-	46,002
G476	Retail sale of cultural and recreation goods in specialized stores	11	1,014,024	1,008,427	-	-	-
G477	Retail sale of other goods in specialized stores	64	5,968,794	5,817,403	-	-	200
G479	Retail trade not in stores, stalls or markets	s	s	s	s	s	s
VIII - Eastern Visayas		158	34,669,706	34,275,589	55,875	141,495	6,279
G451	Sale of motor vehicles	3	1,045,843	1,014,821	14,333	-	3,992
G452	Maintenance and repair of motor vehicles	s	s	s	s	s	s
G453	Sale of motor vehicle parts and accessories	s	s	s	s	s	s
G454	Sale, maintenance and repair of motorcycles and related parts and accessories	5	283,675	279,715	-	3,960	-
G461	Wholesale on a fee or contract basis	s	s	s	s	s	s
G462	Wholesale of agricultural raw materials and live animals	6	801,085	779,265	-	-	-
G463	Wholesale of food, beverages and tobacco	33	10,706,742	10,651,243	5,510	-	-
G464	Wholesale of household goods	9	4,624,041	4,620,370	-	-	-
G466	Other specialized wholesale	4	1,077,024	1,074,055	-	749	1,314
G471	Retail sale in non-specialized stores	39	9,324,756	9,283,033	-	-	-
G472	Retail sale of food, beverages and tobacco in specialized stores	s	s	s	s	s	s
G473	Retail sale of automotive fuel in specialized stores	9	3,227,378	3,227,328	-	-	-
G474	Retail sale of information and communications equipment in specialized stores	s	s	s	s	s	s
G475	Retail sale of other household equipment in specialized stores	34	2,519,826	2,466,284	-	5,973	973

Continued

TABLE 4a --Continued

2009 PSIC Code	Region/ Industry Description	Number of Establishments	Income				
			Total	Sale of Goods	Commissions and Fees Earned	Maintenance and Repair of Motor Vehicles and Motorcycles	Service and Installation Work of Goods Sold
		(1)	(2)	(3)	(4)	(5)	(6)
G477	Retail sale of other goods in specialized stores	10	463,251	450,434	-	-	-
	IX - Zamboanga Peninsula	159	25,968,496	25,294,577	341,673	133,763	1,437
G451	Sale of motor vehicles	s	s	s	s	s	s
G453	Sale of motor vehicle parts and accessories	s	s	s	s	s	s
G454	Sale, maintenance and repair of motorcycles and related parts and accessories	5	485,953	408,342	-	75,112	-
G461	Wholesale on a fee or contract basis	3	306,011	-	306,011	-	-
G462	Wholesale of agricultural raw materials and live animals	5	357,319	356,815	400	-	-
G463	Wholesale of food, beverages and tobacco	19	4,311,175	4,254,898	34,316	7,709	-
G464	Wholesale of household goods	13	3,885,000	3,884,222	-	-	636
G465	Wholesale of machinery, equipment and supplies	s	s	s	s	s	s
G466	Other specialized wholesale	4	241,150	241,150	-	-	-
G471	Retail sale in non-specialized stores	51	8,743,449	8,606,971	46	-	-
G472	Retail sale of food, beverages and tobacco in specialized stores	6	1,501,906	1,501,831	-	-	-
G473	Retail sale of automotive fuel in specialized stores	5	986,748	986,748	-	-	-
G475	Retail sale of other household equipment in specialized stores	25	2,739,554	2,721,486	-	-	801
G476	Retail sale of cultural and recreation goods in specialized stores	s	s	s	s	s	s
G477	Retail sale of other goods in specialized stores	17	1,642,575	1,616,619	52	-	-
	X - Northern Mindanao	286	90,022,474	87,970,686	87,881	339,782	316,334
G451	Sale of motor vehicles	17	8,233,589	8,007,599	12,961	160,701	31,842
G452	Maintenance and repair of motor vehicles	s	s	s	s	s	s
G453	Sale of motor vehicle parts and accessories	11	1,475,381	1,463,464	-	11,914	-
G454	Sale, maintenance and repair of motorcycles and related parts and accessories	7	353,832	343,132	-	3,488	-
G462	Wholesale of agricultural raw materials and live animals	6	2,297,087	2,294,302	-	1,941	-
G463	Wholesale of food, beverages and tobacco	37	13,590,254	13,473,736	6,114	-	-
G464	Wholesale of household goods	21	9,469,900	9,440,271	334	105	97
G465	Wholesale of machinery, equipment and supplies	6	2,853,550	2,800,468	-	1,503	44,449
G466	Other specialized wholesale	16	7,021,051	6,690,468	3,209	15,257	233,595
G471	Retail sale in non-specialized stores	61	23,249,257	22,285,709	54,542	117,325	-
G472	Retail sale of food, beverages and tobacco in specialized stores	7	1,475,031	1,466,899	100	1,203	2,100
G473	Retail sale of automotive fuel in specialized stores	15	9,060,181	8,958,812	-	2,907	-

Continued

TABLE 4a --Continued

2009 PSIC Code	Region/ Industry Description	Number of Establishments	Income				
			Total	Sale of Goods	Commissions and Fees Earned	Maintenance and Repair of Motor Vehicles and Motorcycles	Service and Installation Work of Goods Sold
		(1)	(2)	(3)	(4)	(5)	(6)
G474	Retail sale of information and communications equipment in specialized stores	3	420,003	419,993	-	-	-
G475	Retail sale of other household equipment in specialized stores	49	6,937,944	6,848,004	-	3,068	4,251
G476	Retail sale of cultural and recreation goods in specialized stores	s	s	s	s	s	s
G477	Retail sale of other goods in specialized stores	25	3,420,545	3,340,240	10,620	1,214	-
XI - Davao		443	148,825,844	143,987,762	1,811,367	533,617	527,568
G451	Sale of motor vehicles	14	12,409,226	11,961,003	25,204	313,190	-
G452	Maintenance and repair of motor vehicles	11	229,666	21,694	-	207,725	-
G453	Sale of motor vehicle parts and accessories	13	1,139,490	1,128,095	-	11,251	-
G454	Sale, maintenance and repair of motorcycles and related parts and accessories	13	1,172,441	1,086,447	-	-	-
G461	Wholesale on a fee or contract basis	7	1,646,681	2,587	1,643,063	-	-
G462	Wholesale of agricultural raw materials and live animals	4	1,151,867	1,151,252	-	-	-
G463	Wholesale of food, beverages and tobacco	38	13,467,132	13,250,247	3,265	-	-
G464	Wholesale of household goods	26	11,458,815	11,286,368	38,861	-	80,750
G465	Wholesale of machinery, equipment and supplies	17	7,449,627	7,308,642	22,906	-	77,204
G466	Other specialized wholesale	31	30,297,379	30,022,417	7,082	-	23,601
G471	Retail sale in non-specialized stores	103	46,219,204	44,885,363	32,224	-	334,147
G472	Retail sale of food, beverages and tobacco in specialized stores	5	114,620	114,193	-	-	-
G473	Retail sale of automotive fuel in specialized stores	21	2,299,809	2,267,278	-	1,450	-
G474	Retail sale of information and communications equipment in specialized stores	7	548,205	542,007	1,285	-	2,800
G475	Retail sale of other household equipment in specialized stores	82	11,575,733	11,401,166	22,813	-	9,066
G476	Retail sale of cultural and recreation goods in specialized stores	6	1,002,499	956,161	14,486	-	-
G477	Retail sale of other goods in specialized stores	44	6,570,319	6,529,708	178	-	-
G479	Retail trade not in stores, stalls or markets	s	s	s	s	s	s
XII - SOCCSKSARGEN		219	43,410,612	42,404,687	29,535	90,457	483
G451	Sale of motor vehicles	5	5,409,550	5,259,278	11,280	49,485	-
G452	Maintenance and repair of motor vehicles	s	s	s	s	s	s
G453	Sale of motor vehicle parts and accessories	5	601,293	599,139	-	-	-
G454	Sale, maintenance and repair of motorcycles and related parts and accessories	7	1,348,323	1,323,191	8,814	3,543	-

Continued

TABLE 4a --Continued

2009 PSIC Code	Region/ Industry Description	Number of Establishments	Income				
			Total	Sale of Goods	Commissions and Fees Earned	Maintenance and Repair of Motor Vehicles and Motorcycles	Service and Installation Work of Goods Sold
		(1)	(2)	(3)	(4)	(5)	(6)
G462	Wholesale of agricultural raw materials and live animals	7	1,188,553	1,167,310	-	-	-
G463	Wholesale of food, beverages and tobacco	35	10,430,090	10,316,743	9,440	7,164	-
G464	Wholesale of household goods	10	2,023,991	2,015,109	-	-	-
G465	Wholesale of machinery, equipment and supplies	s	s	s	s	s	s
G466	Other specialized wholesale	s	s	s	s	s	s
G471	Retail sale in non-specialized stores	55	13,138,857	12,533,390	-	-	-
G472	Retail sale of food, beverages and tobacco in specialized stores	7	928,774	927,114	-	-	-
G473	Retail sale of automotive fuel in specialized stores	10	1,484,886	1,475,788	-	5,711	-
G474	Retail sale of information and communications equipment in specialized stores	s	s	s	s	s	s
G475	Retail sale of other household equipment in specialized stores	44	5,210,350	5,168,840	-	-	-
G476	Retail sale of cultural and recreation goods in specialized stores	s	s	s	s	s	s
G477	Retail sale of other goods in specialized stores	26	1,153,813	1,152,982	-	-	-
XIII - Caraga		118	28,577,647	28,266,857	51,389	13,472	60,595
G451	Sale of motor vehicles	6	2,236,402	2,204,274	21,499	6,584	-
G452	Maintenance and repair of motor vehicles	s	s	s	s	s	s
G454	Sale, maintenance and repair of motorcycles and related parts and accessories	6	284,903	281,371	1,251	367	-
G462	Wholesale of agricultural raw materials and live animals	s	s	s	s	s	s
G463	Wholesale of food, beverages and tobacco	15	6,285,981	6,264,957	6,687	-	-
G464	Wholesale of household goods	10	2,223,731	2,222,902	32	28	23
G465	Wholesale of machinery, equipment and supplies	3	804,953	701,349	21,821	-	59,404
G466	Other specialized wholesale	4	494,491	494,435	-	-	-
G471	Retail sale in non-specialized stores	30	10,590,721	10,456,608	-	-	-
G472	Retail sale of food, beverages and tobacco in specialized stores	5	717,418	717,418	-	-	-
G473	Retail sale of automotive fuel in specialized stores	7	1,136,876	1,136,876	-	-	-
G474	Retail sale of information and communications equipment in specialized stores	s	s	s	s	s	s
G475	Retail sale of other household equipment in specialized stores	15	1,623,676	1,620,798	-	693	951
G477	Retail sale of other goods in specialized stores	12	1,559,100	1,553,491	72	-	-
ARMM		11	1,316,215	1,308,415	-	-	-
G462	Wholesale of agricultural raw materials and live animals	s	s	s	s	s	s

Continued

TABLE 4a --Continued

2009 PSIC Code	Region/ Industry Description	Number of Establishments	Income				
			Total	Sale of Goods	Commissions and Fees Earned	Maintenance and Repair of Motor Vehicles and Motorcycles	Service and Installation Work of Goods Sold
		(1)	(2)	(3)	(4)	(5)	(6)
G463	Wholesale of food, beverages and tobacco	S	S	S	S	S	S
G466	Other specialized wholesale	S	S	S	S	S	S
G471	Retail sale in non-specialized stores	6	446,948	439,148	-	-	-
G473	Retail sale of automotive fuel in specialized stores	S	S	S	S	S	S

Continued

TABLE 4a --Continued

2009 PSIC Code	Region/ Industry Description	Income						
		Non-Industrial Service Done for Others	Delivery Charges Separately Invoiced	Interest Income	Dividend Income	Royalty Income	Franchise Income	Other Income
		(7)	(8)	(9)	(10)	(11)	(12)	(13)
	PHILIPPINES	18,721,600	763,363	4,164,681	1,261,033	56,150	558,592	14,133,245
G451	Sale of motor vehicles	622,598	52,145	130,273	22,938	-	137,597	3,060,895
G452	Maintenance and repair of motor vehicles	8,383	-	157	-	-	-	24,647
G453	Sale of motor vehicle parts and accessories	130,229	-	8,039	9,068	-	-	102,825
G454	Sale, maintenance and repair of motorcycles and related parts and accessories	134,915	284	130,604	7,683	-	-	63,168
G461	Wholesale on a fee or contract basis	1,933	-	163	-	-	-	14,387
G462	Wholesale of agricultural raw materials and live animals	71,823	7,611	51,153	9,857	-	-	120,375
G463	Wholesale of food, beverages and tobacco	285,813	47,457	1,543,159	6,110	-	52,484	1,715,922
G464	Wholesale of household goods	1,223,842	369,269	359,161	498,727	325	365	1,450,277
G465	Wholesale of machinery, equipment and supplies	1,467,117	10,285	283,422	227,152	250	-	916,332
G466	Other specialized wholesale	975,250	84,281	150,495	47,360	35,260	57,618	1,003,452
G469	Non-specialized wholesale trade	420	-	784	-	-	-	9,977
G471	Retail sale in non-specialized stores	8,476,861	3,721	727,754	111,471	85	106,773	3,834,756
G472	Retail sale of food, beverages and tobacco in specialized stores	42,147	4,672	9,701	424	-	100	59,890
G473	Retail sale of automotive fuel in specialized stores	151,074	44,837	106,096	168,952	18,968	-	568,022
G474	Retail sale of information and communications equipment in specialized stores	1,327,299	-	44,373	-	-	-	154,741
G475	Retail sale of other household equipment in specialized stores	1,940,553	111,087	405,203	72,553	-	-	372,745
G476	Retail sale of cultural and recreation goods in specialized stores	289,211	-	38,216	33,726	-	937	66,135
G477	Retail sale of other goods in specialized stores	1,534,826	-	174,004	45,011	1,262	202,717	568,366
G479	Retail trade not in stores, stalls or markets	37,307	27,714	1,924	-	-	-	26,333
	NCR	9,138,231	592,828	2,887,744	898,586	19,447	350,927	8,905,065
G451	Sale of motor vehicles	228,874	-	120,214	22,937	-	137,597	1,905,686
G452	Maintenance and repair of motor vehicles	-	-	30	-	-	-	20,793
G453	Sale of motor vehicle parts and accessories	100,388	-	7,447	9,033	-	-	13,421
G454	Sale, maintenance and repair of motorcycles and related parts and accessories	32,216	-	16,079	500	-	-	11,889
G461	Wholesale on a fee or contract basis	1,933	-	61	-	-	-	13,357
G462	Wholesale of agricultural raw materials and live animals	26,513	84	47,783	9,357	-	-	76,257
G463	Wholesale of food, beverages and tobacco	82,643	-	1,368,081	6,030	-	8,335	1,039,327
G464	Wholesale of household goods	1,113,085	369,053	332,510	498,472	325	143	1,279,867
G465	Wholesale of machinery, equipment and supplies	1,386,642	10,285	256,382	207,082	-	-	606,674
G466	Other specialized wholesale	759,331	81,156	96,306	18,188	18,578	-	636,078

Continued

TABLE 4a --Continued

2009 PSIC Code	Region/ Industry Description	Income						
		Non-Industrial Service Done for Others	Delivery Charges Separately Invoiced	Interest Income	Dividend Income	Royalty Income	Franchise Income	Other Income
		(7)	(8)	(9)	(10)	(11)	(12)	(13)
G469	Non-specialized wholesale trade	420	-	34	-	-	-	-
G471	Retail sale in non-specialized stores	2,357,382	-	256,705	50,425	-	104,508	2,042,234
G472	Retail sale of food, beverages and tobacco in specialized stores	4,157	20	4,080	-	-	-	276
G473	Retail sale of automotive fuel in specialized stores	19,344	-	83	-	-	-	485,928
G474	Retail sale of information and communications equipment in specialized stores	1,319,126	-	44,286	-	-	-	132,003
G475	Retail sale of other household equipment in specialized stores	617,454	104,515	171,462	13,949	-	-	184,493
G476	Retail sale of cultural and recreation goods in specialized stores	274,241	-	21,775	33,726	-	937	55,310
G477	Retail sale of other goods in specialized stores	777,175	-	142,503	28,886	544	99,408	375,141
G479	Retail trade not in stores, stalls or markets	37,307	27,714	1,924	-	-	-	26,333
CAR		60,335	-	10,340	913	-	2,365	46,410
G451	Sale of motor vehicles	s	s	s	s	s	s	s
G453	Sale of motor vehicle parts and accessories	s	s	s	s	s	s	s
G454	Sale, maintenance and repair of motorcycles and related parts and accessories	s	s	s	s	s	s	s
G462	Wholesale of agricultural raw materials and live animals	s	s	s	s	s	s	s
G463	Wholesale of food, beverages and tobacco	75	-	2,648	-	-	-	5,979
G464	Wholesale of household goods	s	s	s	s	s	s	s
G465	Wholesale of machinery, equipment and supplies	s	s	s	s	s	s	s
G466	Other specialized wholesale	s	s	s	s	s	s	s
G471	Retail sale in non-specialized stores	39,430	-	7,140	887	-	-	27,824
G473	Retail sale of automotive fuel in specialized stores	1,938	-	4	-	-	-	458
G474	Retail sale of information and communications equipment in specialized stores	s	s	s	s	s	s	s
G475	Retail sale of other household equipment in specialized stores	126	-	-	-	-	-	399
G477	Retail sale of other goods in specialized stores	17,148	-	92	-	-	2,365	8,005
I - Ilocos		353,447	11,550	59,895	4,752	-	4,336	214,779
G451	Sale of motor vehicles	1,380	-	37	-	-	-	249
G452	Maintenance and repair of motor vehicles	s	s	s	s	s	s	s
G453	Sale of motor vehicle parts and accessories	1,165	-	-	-	-	-	100
G454	Sale, maintenance and repair of motorcycles and related parts and accessories	-	-	3,694	-	-	-	-
G462	Wholesale of agricultural raw materials and live animals	s	s	s	s	s	s	s

Continued

TABLE 4a --Continued

2009 PSIC Code	Region/ Industry Description	Income						
		Non-Industrial Service Done for Others	Delivery Charges Separately Invoiced	Interest Income	Dividend Income	Royalty Income	Franchise Income	Other Income
		(7)	(8)	(9)	(10)	(11)	(12)	(13)
G463	Wholesale of food, beverages and tobacco	29,150	5,821	4,664	-	-	-	42,827
G464	Wholesale of household goods	-	-	148	-	-	-	27,076
G466	Other specialized wholesale	23,795	-	1,915	25	-	-	56
G471	Retail sale in non-specialized stores	210,860	550	18,875	2,422	-	-	110,242
G472	Retail sale of food, beverages and tobacco in specialized stores	3,672	-	1,766	-	-	-	4,092
G473	Retail sale of automotive fuel in specialized stores	-	-	-	-	-	-	-
G474	Retail sale of information and communications equipment in specialized stores	-	-	-	-	-	-	-
G475	Retail sale of other household equipment in specialized stores	49,479	5,178	26,216	2,306	-	-	6,644
G476	Retail sale of cultural and recreation goods in specialized stores	-	-	-	-	-	-	-
G477	Retail sale of other goods in specialized stores	33,946	-	2,580	-	-	4,336	20,003
II - Cagayan Valley		156,364	1,566	41,697	3,992	-	1,577	118,656
G451	Sale of motor vehicles	-	-	12	-	-	-	-
G453	Sale of motor vehicle parts and accessories	s	s	s	s	s	s	s
G454	Sale, maintenance and repair of motorcycles and related parts and accessories	-	-	548	-	-	-	117
G462	Wholesale of agricultural raw materials and live animals	4,789	1,170	1,410	500	-	-	26,129
G463	Wholesale of food, beverages and tobacco	22,618	-	10,834	-	-	-	40,385
G464	Wholesale of household goods	491	-	291	-	-	-	2,551
G465	Wholesale of machinery, equipment and supplies	s	s	s	s	s	s	s
G466	Other specialized wholesale	-	-	-	-	-	-	-
G471	Retail sale in non-specialized stores	60,368	396	16,221	1,989	-	-	15,281
G472	Retail sale of food, beverages and tobacco in specialized stores	-	-	-	-	-	-	-
G473	Retail sale of automotive fuel in specialized stores	4,735	-	47	-	-	-	-
G474	Retail sale of information and communications equipment in specialized stores	s	s	s	s	s	s	s
G475	Retail sale of other household equipment in specialized stores	46,004	-	11,772	1,503	-	-	9,227
G476	Retail sale of cultural and recreation goods in specialized stores	s	s	s	s	s	s	s
G477	Retail sale of other goods in specialized stores	11,502	-	476	-	-	1,577	23,406
III - Central Luzon		1,123,546	2,789	330,631	32,117	-	44,974	921,665
G451	Sale of motor vehicles	5,795	-	930	-	-	-	144,307
G452	Maintenance and repair of motor vehicles	143	-	24	-	-	-	127

Continued

TABLE 4a --Continued

2009 PSIC Code	Region/ Industry Description	Income						
		Non-Industrial Service Done for Others	Delivery Charges Separately Invoiced	Interest Income	Dividend Income	Royalty Income	Franchise Income	Other Income
		(7)	(8)	(9)	(10)	(11)	(12)	(13)
G453	Sale of motor vehicle parts and accessories	3,043	-	6	-	-	-	-
G454	Sale, maintenance and repair of motorcycles and related parts and accessories	-	-	47,608	-	-	-	27,528
G461	Wholesale on a fee or contract basis	s	s	s	s	s	s	s
G462	Wholesale of agricultural raw materials and live animals	1,167	301	407	-	-	-	808
G463	Wholesale of food, beverages and tobacco	10,643	8	51,396	-	-	-	87,968
G464	Wholesale of household goods	9,908	-	316	-	-	-	8,889
G465	Wholesale of machinery, equipment and supplies	439	-	222	-	-	-	599
G466	Other specialized wholesale	13,503	10	9,003	-	-	-	21,038
G469	Non-specialized wholesale trade	s	s	s	s	s	s	s
G471	Retail sale in non-specialized stores	729,925	2,470	112,759	14,101	-	-	485,751
G472	Retail sale of food, beverages and tobacco in specialized stores	721	-	2,929	-	-	-	54,678
G473	Retail sale of automotive fuel in specialized stores	-	-	64,515	-	-	-	-
G474	Retail sale of information and communications equipment in specialized stores	-	-	-	-	-	-	-
G475	Retail sale of other household equipment in specialized stores	52,897	-	34,024	5,970	-	-	53,280
G476	Retail sale of cultural and recreation goods in specialized stores	262	-	1	-	-	-	887
G477	Retail sale of other goods in specialized stores	295,101	-	6,045	12,047	-	44,974	29,870
IVA - CALABARZON		2,281,439	45,193	141,332	19,937	912	63,156	1,179,665
G451	Sale of motor vehicles	194,133	-	1,082	-	-	-	258,231
G452	Maintenance and repair of motor vehicles	-	-	85	-	-	-	-
G453	Sale of motor vehicle parts and accessories	10,982	-	446	35	-	-	89,304
G454	Sale, maintenance and repair of motorcycles and related parts and accessories	-	-	1,423	-	-	-	-
G461	Wholesale on a fee or contract basis	s	s	s	s	s	s	s
G462	Wholesale of agricultural raw materials and live animals	-	-	189	-	-	-	3
G463	Wholesale of food, beverages and tobacco	12,517	-	21,376	80	-	44,150	57,020
G464	Wholesale of household goods	8,149	-	3,622	-	-	-	30,417
G465	Wholesale of machinery, equipment and supplies	47,558	-	16,478	11,975	-	-	209,168
G466	Other specialized wholesale	19,840	-	19,637	391	-	-	27,287
G469	Non-specialized wholesale trade	s	s	s	s	s	s	s
G471	Retail sale in non-specialized stores	1,010,465	-	17,585	-	-	-	403,661
G472	Retail sale of food, beverages and tobacco in specialized stores	4,310	223	2	-	-	-	9
G473	Retail sale of automotive fuel in specialized stores	81,249	44,837	1,604	-	194	-	33,656

Continued

TABLE 4a --Continued

2009 PSIC Code	Region/ Industry Description	Income						
		Non-Industrial Service Done for Others	Delivery Charges Separately Invoiced	Interest Income	Dividend Income	Royalty Income	Franchise Income	Other Income
		(7)	(8)	(9)	(10)	(11)	(12)	(13)
G474	Retail sale of information and communications equipment in specialized stores	-	-	-	-	-	-	19,750
G475	Retail sale of other household equipment in specialized stores	771,454	133	56,660	5,584	-	-	18,870
G476	Retail sale of cultural and recreation goods in specialized stores	s	s	s	s	s	s	s
G477	Retail sale of other goods in specialized stores	120,783	-	843	1,873	718	19,006	28,248
IVB - MIMAROPA		33,618	-	18,360	558	-	-	41,513
G451	Sale of motor vehicles	s	s	s	s	s	s	s
G453	Sale of motor vehicle parts and accessories	s	s	s	s	s	s	s
G454	Sale, maintenance and repair of motorcycles and related parts and accessories	-	-	2,129	-	-	-	181
G462	Wholesale of agricultural raw materials and live animals	2,261	-	-	-	-	-	207
G463	Wholesale of food, beverages and tobacco	37	-	10,158	-	-	-	32,298
G464	Wholesale of household goods	s	s	s	s	s	s	s
G466	Other specialized wholesale	s	s	s	s	s	s	s
G471	Retail sale in non-specialized stores	29,319	-	6,025	558	-	-	2,236
G472	Retail sale of food, beverages and tobacco in specialized stores	s	s	s	s	s	s	s
G473	Retail sale of automotive fuel in specialized stores	240	-	-	-	-	-	-
G474	Retail sale of information and communications equipment in specialized stores	-	-	16	-	-	-	-
G475	Retail sale of other household equipment in specialized stores	1,117	-	1	-	-	-	873
G477	Retail sale of other goods in specialized stores	644	-	30	-	-	-	3,243
V - Bicol		124,850	-	16,183	-	-	-	135,223
G451	Sale of motor vehicles	14,065	-	37	-	-	-	25,744
G452	Maintenance and repair of motor vehicles	s	s	s	s	s	s	s
G453	Sale of motor vehicle parts and accessories	s	s	s	s	s	s	s
G454	Sale, maintenance and repair of motorcycles and related parts and accessories	45,530	-	-	-	-	-	-
G461	Wholesale on a fee or contract basis	s	s	s	s	s	s	s
G462	Wholesale of agricultural raw materials and live animals	-	-	-	-	-	-	-
G463	Wholesale of food, beverages and tobacco	13,047	-	11,799	-	-	-	34,046
G464	Wholesale of household goods	491	-	433	-	-	-	10,576
G465	Wholesale of machinery, equipment and supplies	s	s	s	s	s	s	s

Continued

TABLE 4a --Continued

2009 PSIC Code	Region/ Industry Description	Income						
		Non-Industrial Service Done for Others	Delivery Charges Separately Invoiced	Interest Income	Dividend Income	Royalty Income	Franchise Income	Other Income
		(7)	(8)	(9)	(10)	(11)	(12)	(13)
G466	Other specialized wholesale	-	-	-	-	-	-	-
G471	Retail sale in non-specialized stores	35,676	-	1,717	-	-	-	17,764
G472	Retail sale of food, beverages and tobacco in specialized stores	s	s	s	s	s	s	s
G473	Retail sale of automotive fuel in specialized stores	-	-	-	-	-	-	-
G474	Retail sale of information and communications equipment in specialized stores	-	-	-	-	-	-	2,887
G475	Retail sale of other household equipment in specialized stores	2,292	-	-	-	-	-	-
G476	Retail sale of cultural and recreation goods in specialized stores	s	s	s	s	s	s	s
G477	Retail sale of other goods in specialized stores	13,749	-	171	-	-	-	44,207
VI - Western Visayas		953,296	3,713	101,074	27,568	70	4,730	414,834
G451	Sale of motor vehicles	-	-	2,579	-	-	-	48,541
G452	Maintenance and repair of motor vehicles	-	-	-	-	-	-	-
G453	Sale of motor vehicle parts and accessories	6,868	-	-	-	-	-	-
G454	Sale, maintenance and repair of motorcycles and related parts and accessories	-	284	-	-	-	-	6,539
G462	Wholesale of agricultural raw materials and live animals	s	s	s	s	s	s	s
G463	Wholesale of food, beverages and tobacco	6,122	-	3,069	-	-	-	38,250
G464	Wholesale of household goods	4,747	-	1,510	-	-	-	33,952
G465	Wholesale of machinery, equipment and supplies	8,610	-	1,705	369	61	-	37,211
G466	Other specialized wholesale	25,470	2,170	3,963	16,799	9	-	35,199
G471	Retail sale in non-specialized stores	705,865	-	42,093	4,666	-	-	159,507
G472	Retail sale of food, beverages and tobacco in specialized stores	22,066	-	-	-	-	-	-
G473	Retail sale of automotive fuel in specialized stores	11,578	-	-	-	-	-	-
G474	Retail sale of information and communications equipment in specialized stores	423	-	16	-	-	-	-
G475	Retail sale of other household equipment in specialized stores	125,262	1,260	44,627	5,696	-	-	42,977
G476	Retail sale of cultural and recreation goods in specialized stores	s	s	s	s	s	s	s
G477	Retail sale of other goods in specialized stores	32,721	-	1,492	38	-	4,730	11,385
VII - Central Visayas		1,713,686	4,479	110,493	130,312	25,901	39,483	946,140
G451	Sale of motor vehicles	175,598	-	4,699	-	-	-	497,122
G452	Maintenance and repair of motor vehicles	-	-	10	-	-	-	-
G453	Sale of motor vehicle parts and accessories	105	-	114	-	-	-	-

Continued

TABLE 4a --Continued

2009 PSIC Code	Region/ Industry Description	Income						
		Non-Industrial Service Done for Others	Delivery Charges Separately Invoiced	Interest Income	Dividend Income	Royalty Income	Franchise Income	Other Income
		(7)	(8)	(9)	(10)	(11)	(12)	(13)
G454	Sale, maintenance and repair of motorcycles and related parts and accessories	24,189	-	3,864	-	-	-	1,944
G461	Wholesale on a fee or contract basis	-	-	3	-	-	-	12
G462	Wholesale of agricultural raw materials and live animals	10,261	10	482	-	-	-	956
G463	Wholesale of food, beverages and tobacco	19,846	-	6,353	-	-	-	22,001
G464	Wholesale of household goods	32,457	-	2,045	-	-	-	27,933
G465	Wholesale of machinery, equipment and supplies	7,190	-	1,120	5,938	-	-	14,589
G466	Other specialized wholesale	55,861	40	4,567	439	7,127	24,631	107,541
G469	Non-specialized wholesale trade	s	s	s	s	s	s	s
G471	Retail sale in non-specialized stores	1,198,378	-	36,147	18,439	-	-	217,889
G472	Retail sale of food, beverages and tobacco in specialized stores	1,210	4,429	661	-	-	-	741
G473	Retail sale of automotive fuel in specialized stores	-	-	24,388	103,336	18,774	-	28,063
G474	Retail sale of information and communications equipment in specialized stores	5,650	-	33	-	-	-	-
G475	Retail sale of other household equipment in specialized stores	58,939	-	22,652	2,159	-	-	12,769
G476	Retail sale of cultural and recreation goods in specialized stores	-	-	7	-	-	-	5,590
G477	Retail sale of other goods in specialized stores	124,001	-	3,349	-	-	14,852	8,989
G479	Retail trade not in stores, stalls or markets	s	s	s	s	s	s	s
VIII - Eastern Visayas		95,056	6,951	13,756	1,196	-	1,655	71,853
G451	Sale of motor vehicles	286	-	56	-	-	-	12,356
G452	Maintenance and repair of motor vehicles	s	s	s	s	s	s	s
G453	Sale of motor vehicle parts and accessories	s	s	s	s	s	s	s
G454	Sale, maintenance and repair of motorcycles and related parts and accessories	-	-	-	-	-	-	-
G461	Wholesale on a fee or contract basis	s	s	s	s	s	s	s
G462	Wholesale of agricultural raw materials and live animals	15,710	6,045	-	-	-	-	65
G463	Wholesale of food, beverages and tobacco	4,483	-	4,164	-	-	-	41,343
G464	Wholesale of household goods	886	-	110	-	-	-	2,675
G466	Other specialized wholesale	-	906	-	-	-	-	-
G471	Retail sale in non-specialized stores	28,978	-	6,598	841	-	-	5,307
G472	Retail sale of food, beverages and tobacco in specialized stores	s	s	s	s	s	s	s
G473	Retail sale of automotive fuel in specialized stores	-	-	50	-	-	-	-
G474	Retail sale of information and communications equipment in specialized stores	s	s	s	s	s	s	s

Continued

TABLE 4a --Continued

2009 PSIC Code	Region/ Industry Description	Income						
		Non-Industrial Service Done for Others	Delivery Charges Separately Invoiced	Interest Income	Dividend Income	Royalty Income	Franchise Income	Other Income
		(7)	(8)	(9)	(10)	(11)	(12)	(13)
G475	Retail sale of other household equipment in specialized stores	33,792	-	2,642	355	-	-	9,807
G477	Retail sale of other goods in specialized stores	10,809	-	52	-	-	1,655	300
IX - Zamboanga Peninsula		123,513	-	23,683	9,312	-	-	40,538
G451	Sale of motor vehicles	s	s	s	s	s	s	s
G453	Sale of motor vehicle parts and accessories	s	s	s	s	s	s	s
G454	Sale, maintenance and repair of motorcycles and related parts and accessories	-	-	141	-	-	-	2,357
G461	Wholesale on a fee or contract basis	-	-	-	-	-	-	-
G462	Wholesale of agricultural raw materials and live animals	-	-	4	-	-	-	100
G463	Wholesale of food, beverages and tobacco	-	-	3,329	-	-	-	10,923
G464	Wholesale of household goods	-	-	142	-	-	-	-
G465	Wholesale of machinery, equipment and supplies	s	s	s	s	s	s	s
G466	Other specialized wholesale	-	-	-	-	-	-	-
G471	Retail sale in non-specialized stores	91,910	-	15,725	1,998	-	-	26,799
G472	Retail sale of food, beverages and tobacco in specialized stores	25	-	50	-	-	-	-
G473	Retail sale of automotive fuel in specialized stores	-	-	-	-	-	-	-
G475	Retail sale of other household equipment in specialized stores	9,583	-	252	7,313	-	-	118
G476	Retail sale of cultural and recreation goods in specialized stores	s	s	s	s	s	s	s
G477	Retail sale of other goods in specialized stores	21,655	-	4,007	-	-	-	242
X - Northern Mindanao		856,251	167	106,940	80,669	-	8,442	255,322
G451	Sale of motor vehicles	2,038	-	106	-	-	-	18,343
G452	Maintenance and repair of motor vehicles	s	s	s	s	s	s	s
G453	Sale of motor vehicle parts and accessories	-	-	2	-	-	-	-
G454	Sale, maintenance and repair of motorcycles and related parts and accessories	-	-	-	7,183	-	-	30
G462	Wholesale of agricultural raw materials and live animals	-	-	845	-	-	-	-
G463	Wholesale of food, beverages and tobacco	27,092	-	10,664	-	-	-	72,647
G464	Wholesale of household goods	6,556	167	14,734	199	-	183	7,254
G465	Wholesale of machinery, equipment and supplies	-	-	2,398	826	-	-	3,906
G466	Other specialized wholesale	35,747	-	5,614	-	-	-	37,162
G471	Retail sale in non-specialized stores	686,522	-	30,710	3,767	-	-	70,681

Continued

TABLE 4a --Continued

2009 PSIC Code	Region/ Industry Description	Income						
		Non-Industrial Service Done for Others	Delivery Charges Separately Invoiced	Interest Income	Dividend Income	Royalty Income	Franchise Income	Other Income
		(7)	(8)	(9)	(10)	(11)	(12)	(13)
G472	Retail sale of food, beverages and tobacco in specialized stores	4,100	-	147	296	-	100	85
G473	Retail sale of automotive fuel in specialized stores	-	-	15,384	65,335	-	-	17,743
G474	Retail sale of information and communications equipment in specialized stores	-	-	9	-	-	-	-
G475	Retail sale of other household equipment in specialized stores	32,086	-	23,883	895	-	-	25,757
G476	Retail sale of cultural and recreation goods in specialized stores	s	s	s	s	s	s	s
G477	Retail sale of other goods in specialized stores	54,229	-	2,439	2,168	-	8,159	1,477
XI - Davao		1,087,275	93,878	144,506	46,906	9,819	34,643	548,502
G451	Sale of motor vehicles	-	52,145	184	1	-	-	57,498
G452	Maintenance and repair of motor vehicles	247	-	-	-	-	-	-
G453	Sale of motor vehicle parts and accessories	144	-	-	-	-	-	-
G454	Sale, maintenance and repair of motorcycles and related parts and accessories	32,980	-	53,014	-	-	-	-
G461	Wholesale on a fee or contract basis	-	-	11	-	-	-	1,019
G462	Wholesale of agricultural raw materials and live animals	612	-	3	-	-	-	-
G463	Wholesale of food, beverages and tobacco	49,911	41,621	19,631	-	-	-	102,458
G464	Wholesale of household goods	37,024	-	3,249	-	-	-	12,563
G465	Wholesale of machinery, equipment and supplies	10,936	-	3,322	910	189	-	25,517
G466	Other specialized wholesale	41,703	-	9,491	11,518	9,545	32,988	139,034
G471	Retail sale in non-specialized stores	737,829	112	29,324	8,439	85	-	191,682
G472	Retail sale of food, beverages and tobacco in specialized stores	422	-	5	-	-	-	-
G473	Retail sale of automotive fuel in specialized stores	29,400	-	-	280	-	-	1,400
G474	Retail sale of information and communications equipment in specialized stores	2,099	-	13	-	-	-	-
G475	Retail sale of other household equipment in specialized stores	110,653	-	2,473	25,758	-	-	3,804
G476	Retail sale of cultural and recreation goods in specialized stores	14,367	-	14,411	-	-	-	3,074
G477	Retail sale of other goods in specialized stores	18,948	-	9,376	-	-	1,655	10,454
G479	Retail trade not in stores, stalls or markets	s	s	s	s	s	s	s
XII - SOCCSKSARGEN		474,057	200	150,007	4,132	-	2,266	254,789
G451	Sale of motor vehicles	-	-	298	-	-	-	89,208
G452	Maintenance and repair of motor vehicles	s	s	s	s	s	s	s

Continued

TABLE 4a --Continued

2009 PSIC Code	Region/ Industry Description	Income						
		Non-Industrial Service Done for Others	Delivery Charges Separately Invoiced	Interest Income	Dividend Income	Royalty Income	Franchise Income	Other Income
		(7)	(8)	(9)	(10)	(11)	(12)	(13)
G453	Sale of motor vehicle parts and accessories	2,135	-	19	-	-	-	-
G454	Sale, maintenance and repair of motorcycles and related parts and accessories	-	-	190	-	-	-	12,584
G462	Wholesale of agricultural raw materials and live animals	5,976	-	-	-	-	-	15,266
G463	Wholesale of food, beverages and tobacco	5,840	7	10,968	-	-	-	79,928
G464	Wholesale of household goods	8,873	-	-	-	-	-	8
G465	Wholesale of machinery, equipment and supplies	s	s	s	s	s	s	s
G466	Other specialized wholesale	s	s	s	s	s	s	s
G471	Retail sale in non-specialized stores	416,739	193	130,012	2,940	-	2,266	53,318
G472	Retail sale of food, beverages and tobacco in specialized stores	1,463	-	61	128	-	-	8
G473	Retail sale of automotive fuel in specialized stores	2,591	-	22	-	-	-	774
G474	Retail sale of information and communications equipment in specialized stores	s	s	s	s	s	s	s
G475	Retail sale of other household equipment in specialized stores	28,413	-	8,337	1,064	-	-	3,695
G476	Retail sale of cultural and recreation goods in specialized stores	s	s	s	s	s	s	s
G477	Retail sale of other goods in specialized stores	730	-	100	-	-	-	1
XIII - Caraga		138,838	48	8,038	83	-	39	38,289
G451	Sale of motor vehicles	428	-	8	-	-	-	3,609
G452	Maintenance and repair of motor vehicles	s	s	s	s	s	s	s
G454	Sale, maintenance and repair of motorcycles and related parts and accessories	-	-	1,914	-	-	-	-
G462	Wholesale of agricultural raw materials and live animals	s	s	s	s	s	s	s
G463	Wholesale of food, beverages and tobacco	1,790	-	4,025	-	-	-	8,521
G464	Wholesale of household goods	54	48	51	56	-	39	497
G465	Wholesale of machinery, equipment and supplies	3,990	-	1,252	27	-	-	17,110
G466	Other specialized wholesale	-	-	-	-	-	-	56
G471	Retail sale in non-specialized stores	129,417	-	115	-	-	-	4,580
G472	Retail sale of food, beverages and tobacco in specialized stores	-	-	-	-	-	-	-
G473	Retail sale of automotive fuel in specialized stores	-	-	-	-	-	-	-
G474	Retail sale of information and communications equipment in specialized stores	s	s	s	s	s	s	s
G475	Retail sale of other household equipment in specialized stores	1,001	-	202	-	-	-	32
G477	Retail sale of other goods in specialized stores	1,688	-	452	-	-	-	3,396

Continued

TABLE 4a --Concluded

2009 PSIC Code	Region/ Industry Description	Income						
		Non-Industrial Service Done for Others	Delivery Charges Separately Invoiced	Interest Income	Dividend Income	Royalty Income	Franchise Income	Other Income
		(7)	(8)	(9)	(10)	(11)	(12)	(13)
	ARMM	7,800	-	-	-	-	-	-
G462	Wholesale of agricultural raw materials and live animals	\$	\$	\$	\$	\$	\$	\$
G463	Wholesale of food, beverages and tobacco	\$	\$	\$	\$	\$	\$	\$
G466	Other specialized wholesale	\$	\$	\$	\$	\$	\$	\$
G471	Retail sale in non-specialized stores	7,800	-	-	-	-	-	-
G473	Retail sale of automotive fuel in specialized stores	\$	\$	\$	\$	\$	\$	\$

TABLE 4a.1 Number of Establishments and Sales of Goods by Mode of Sale for Wholesale and Retail Trade; Repair of Motor Vehicles and Motorcycles
Establishments with Total Employment of 20 and Over by Region and Industry Group: Philippines, 2017

(Values are in thousand pesos, except number of establishments. Details may not add-up to total due to rounding and/or statistical disclosure control.)

2009 PSIC Code	Region/ Industry Description	Number of Establishments	Sale of Goods			
			Total	Sales to Domestic Market	Direct Exports	Sales to Exporters
		(1)	(2)	(3)	(4)	(5)
PHILIPPINES		8,301	3,080,707,122	3,039,457,241	23,216,174	18,033,707
G451	Sale of motor vehicles	360	347,218,430	346,978,002	240,428	-
G452	Maintenance and repair of motor vehicles	114	173,178	173,178	-	-
G453	Sale of motor vehicle parts and accessories	204	31,677,987	30,259,834	465,022	953,131
G454	Sale, maintenance and repair of motorcycles and related parts and accessories	200	21,050,765	21,050,765	-	-
G461	Wholesale on a fee or contract basis	58	137,607	127,487	10,120	-
G462	Wholesale of agricultural raw materials and live animals	125	48,424,253	46,344,095	1,341,955	738,203
G463	Wholesale of food, beverages and tobacco	805	401,737,773	397,423,117	3,871,217	443,438
G464	Wholesale of household goods	855	462,716,764	459,155,963	3,068,568	492,234
G465	Wholesale of machinery, equipment and supplies	484	197,895,679	181,084,427	4,355,188	12,456,064
G466	Other specialized wholesale	544	292,424,453	282,543,597	8,932,722	948,134
G469	Non-specialized wholesale trade	15	4,611,060	2,797,549	-	1,813,511
G471	Retail sale in non-specialized stores	1,532	670,921,503	670,730,531	39,269	151,704
G472	Retail sale of food, beverages and tobacco in specialized stores	151	30,400,085	30,052,285	347,800	-
G473	Retail sale of automotive fuel in specialized stores	435	131,013,409	131,013,409	-	-
G474	Retail sale of information and communications equipment in specialized stores	151	46,243,208	46,243,208	-	-
G475	Retail sale of other household equipment in specialized stores	1,102	201,423,015	201,384,233	22,189	16,593
G476	Retail sale of cultural and recreation goods in specialized stores	116	15,387,155	15,387,155	-	-
G477	Retail sale of other goods in specialized stores	1,032	169,719,716	169,177,323	521,696	20,697
G479	Retail trade not in stores, stalls or markets	18	7,531,082	7,531,082	-	-
NCR		3,401	1,673,214,344	1,661,358,641	10,148,513	1,707,190
G451	Sale of motor vehicles	152	213,315,528	213,078,270	237,258	-
G452	Maintenance and repair of motor vehicles	60	14,420	14,420	-	-
G453	Sale of motor vehicle parts and accessories	110	19,030,736	19,025,313	5,423	-
G454	Sale, maintenance and repair of motorcycles and related parts and accessories	32	5,644,162	5,644,162	-	-
G461	Wholesale on a fee or contract basis	34	64,769	64,769	-	-
G462	Wholesale of agricultural raw materials and live animals	31	31,427,113	30,837,731	249,063	340,319
G463	Wholesale of food, beverages and tobacco	205	194,797,504	192,873,896	1,877,409	46,199
G464	Wholesale of household goods	584	360,316,178	359,597,149	454,908	264,121
G465	Wholesale of machinery, equipment and supplies	378	149,448,070	147,865,485	807,874	774,711
G466	Other specialized wholesale	304	192,588,521	185,863,418	6,454,156	270,947
G469	Non-specialized wholesale trade	12	2,585,986	2,585,986	-	-

Continued

TABLE 4a.1 --Continued

2009 PSIC Code	Region/ Industry Description	Number of Establishments	Sale of Goods			
			Total	Sales to Domestic Market	Direct Exports	Sales to Exporters
		(1)	(2)	(3)	(4)	(5)
G471	Retail sale in non-specialized stores	308	205,261,856	205,261,856	-	-
G472	Retail sale of food, beverages and tobacco in specialized stores	59	12,060,665	12,060,665	-	-
G473	Retail sale of automotive fuel in specialized stores	142	40,669,929	40,669,929	-	-
G474	Retail sale of information and communications equipment in specialized stores	84	32,793,939	32,793,939	-	-
G475	Retail sale of other household equipment in specialized stores	326	92,698,950	92,666,272	21,785	10,893
G476	Retail sale of cultural and recreation goods in specialized stores	76	12,076,129	12,076,129	-	-
G477	Retail sale of other goods in specialized stores	489	100,989,766	100,949,129	40,637	-
G479	Retail trade not in stores, stalls or markets	15	7,430,124	7,430,124	-	-
CAR		71	20,419,974	20,419,954	20	-
G451	Sale of motor vehicles	s	s	s	s	s
G453	Sale of motor vehicle parts and accessories	s	s	s	s	s
G454	Sale, maintenance and repair of motorcycles and related parts and accessories	s	s	s	s	s
G462	Wholesale of agricultural raw materials and live animals	s	s	s	s	s
G463	Wholesale of food, beverages and tobacco	10	1,944,514	1,944,514	-	-
G464	Wholesale of household goods	s	s	s	s	s
G465	Wholesale of machinery, equipment and supplies	s	s	s	s	s
G466	Other specialized wholesale	s	s	s	s	s
G471	Retail sale in non-specialized stores	28	11,844,616	11,844,616	-	-
G473	Retail sale of automotive fuel in specialized stores	7	1,433,002	1,433,002	-	-
G474	Retail sale of information and communications equipment in specialized stores	s	s	s	s	s
G475	Retail sale of other household equipment in specialized stores	5	1,095,417	1,095,397	20	-
G477	Retail sale of other goods in specialized stores	9	1,013,070	1,013,070	-	-
I - Ilocos		265	58,814,983	58,757,190	-	57,793
G451	Sale of motor vehicles	10	5,948,116	5,948,116	-	-
G452	Maintenance and repair of motor vehicles	s	s	s	s	s
G453	Sale of motor vehicle parts and accessories	7	557,411	557,411	-	-
G454	Sale, maintenance and repair of motorcycles and related parts and accessories	14	1,469,204	1,469,204	-	-
G462	Wholesale of agricultural raw materials and live animals	s	s	s	s	s
G463	Wholesale of food, beverages and tobacco	42	14,988,202	14,988,202	-	-
G464	Wholesale of household goods	11	3,041,608	3,041,608	-	-

Continued

TABLE 4a.1 --Continued

2009 PSIC Code	Region/ Industry Description	Number of Establishments	Sale of Goods			
			Total	Sales to Domestic Market	Direct Exports	Sales to Exporters
		(1)	(2)	(3)	(4)	(5)
G466	Other specialized wholesale	8	1,111,803	1,111,803	-	-
G471	Retail sale in non-specialized stores	77	20,077,540	20,025,447	-	52,093
G472	Retail sale of food, beverages and tobacco in specialized stores	4	1,493,886	1,493,886	-	-
G473	Retail sale of automotive fuel in specialized stores	10	1,301,889	1,301,889	-	-
G474	Retail sale of information and communications equipment in specialized stores	5	1,031,233	1,031,233	-	-
G475	Retail sale of other household equipment in specialized stores	38	5,047,564	5,041,864	-	5,700
G476	Retail sale of cultural and recreation goods in specialized stores	4	328,189	328,189	-	-
G477	Retail sale of other goods in specialized stores	31	2,398,398	2,398,398	-	-
II - Cagayan Valley		151	35,646,679	35,642,270	4,409	-
G451	Sale of motor vehicles	6	1,673,922	1,673,922	-	-
G453	Sale of motor vehicle parts and accessories	s	s	s	s	s
G454	Sale, maintenance and repair of motorcycles and related parts and accessories	8	527,507	527,507	-	-
G462	Wholesale of agricultural raw materials and live animals	17	2,770,490	2,766,081	4,409	-
G463	Wholesale of food, beverages and tobacco	28	12,336,706	12,336,706	-	-
G464	Wholesale of household goods	7	1,466,532	1,466,532	-	-
G465	Wholesale of machinery, equipment and supplies	s	s	s	s	s
G466	Other specialized wholesale	3	1,851,519	1,851,519	-	-
G471	Retail sale in non-specialized stores	26	7,296,112	7,296,112	-	-
G472	Retail sale of food, beverages and tobacco in specialized stores	3	669,531	669,531	-	-
G473	Retail sale of automotive fuel in specialized stores	8	1,139,622	1,139,622	-	-
G474	Retail sale of information and communications equipment in specialized stores	s	s	s	s	s
G475	Retail sale of other household equipment in specialized stores	18	2,419,516	2,419,516	-	-
G476	Retail sale of cultural and recreation goods in specialized stores	s	s	s	s	s
G477	Retail sale of other goods in specialized stores	21	2,597,696	2,597,696	-	-
III - Central Luzon		628	202,107,995	201,017,148	11,922	1,078,924
G451	Sale of motor vehicles	39	25,486,537	25,486,537	-	-
G452	Maintenance and repair of motor vehicles	7	-	-	-	-
G453	Sale of motor vehicle parts and accessories	5	977,537	977,537	-	-
G454	Sale, maintenance and repair of motorcycles and related parts and accessories	20	701,065	701,065	-	-
G461	Wholesale on a fee or contract basis	s	s	s	s	s

Continued

TABLE 4a.1 --Continued

2009 PSIC Code	Region/ Industry Description	Number of Establishments	Sale of Goods			
			Total	Sales to Domestic Market	Direct Exports	Sales to Exporters
		(1)	(2)	(3)	(4)	(5)
G462	Wholesale of agricultural raw materials and live animals	15	1,653,067	1,653,067	-	-
G463	Wholesale of food, beverages and tobacco	67	28,240,533	28,240,533	-	-
G464	Wholesale of household goods	32	8,824,095	8,813,747	10,348	-
G465	Wholesale of machinery, equipment and supplies	5	1,722,682	1,722,682	-	-
G466	Other specialized wholesale	38	16,806,372	16,806,372	-	-
G469	Non-specialized wholesale trade	s	s	s	s	s
G471	Retail sale in non-specialized stores	177	80,468,217	80,468,217	-	-
G472	Retail sale of food, beverages and tobacco in specialized stores	10	3,825,194	3,825,194	-	-
G473	Retail sale of automotive fuel in specialized stores	51	3,332,944	3,332,944	-	-
G474	Retail sale of information and communications equipment in specialized stores	5	1,008,552	1,008,552	-	-
G475	Retail sale of other household equipment in specialized stores	84	15,510,452	15,510,452	-	-
G476	Retail sale of cultural and recreation goods in specialized stores	6	310,353	310,353	-	-
G477	Retail sale of other goods in specialized stores	63	12,155,061	12,153,487	1,574	-
IVA - CALABARZON		875	307,644,030	285,594,132	8,463,347	13,586,551
G451	Sale of motor vehicles	35	26,118,344	26,115,174	3,170	-
G452	Maintenance and repair of motor vehicles	17	-	-	-	-
G453	Sale of motor vehicle parts and accessories	16	5,308,727	3,937,228	418,368	953,131
G454	Sale, maintenance and repair of motorcycles and related parts and accessories	21	1,825,706	1,825,706	-	-
G461	Wholesale on a fee or contract basis	s	s	s	s	s
G462	Wholesale of agricultural raw materials and live animals	3	699,417	699,417	-	-
G463	Wholesale of food, beverages and tobacco	78	29,089,970	29,089,970	-	-
G464	Wholesale of household goods	37	17,691,183	15,150,771	2,540,412	-
G465	Wholesale of machinery, equipment and supplies	30	28,930,283	13,807,258	3,461,440	11,661,585
G466	Other specialized wholesale	57	9,321,257	7,524,188	1,560,471	236,598
G469	Non-specialized wholesale trade	s	s	s	s	s
G471	Retail sale in non-specialized stores	234	105,063,368	105,062,717	-	651
G472	Retail sale of food, beverages and tobacco in specialized stores	14	2,650,866	2,650,866	-	-
G473	Retail sale of automotive fuel in specialized stores	82	37,670,327	37,670,327	-	-
G474	Retail sale of information and communications equipment in specialized stores	7	2,784,009	2,784,009	-	-
G475	Retail sale of other household equipment in specialized stores	131	19,980,881	19,980,881	-	-
G476	Retail sale of cultural and recreation goods in specialized stores	s	s	s	s	s
G477	Retail sale of other goods in specialized stores	108	19,730,862	19,251,377	479,486	-

Continued

TABLE 4a.1 --Continued

2009 PSIC Code	Region/ Industry Description	Number of Establishments	Sale of Goods			
			Total	Sales to Domestic Market	Direct Exports	Sales to Exporters
		(1)	(2)	(3)	(4)	(5)
	IVB - MIMAROPA	108	18,486,645	18,486,645	-	-
G451	Sale of motor vehicles	s	s	s	s	s
G453	Sale of motor vehicle parts and accessories	s	s	s	s	s
G454	Sale, maintenance and repair of motorcycles and related parts and accessories	8	726,395	726,395	-	-
G462	Wholesale of agricultural raw materials and live animals	11	174,837	174,837	-	-
G463	Wholesale of food, beverages and tobacco	30	6,452,940	6,452,940	-	-
G464	Wholesale of household goods	s	s	s	s	s
G466	Other specialized wholesale	s	s	s	s	s
G471	Retail sale in non-specialized stores	30	5,343,365	5,343,365	-	-
G472	Retail sale of food, beverages and tobacco in specialized stores	s	s	s	s	s
G473	Retail sale of automotive fuel in specialized stores	3	956,592	956,592	-	-
G474	Retail sale of information and communications equipment in specialized stores	3	1,678,632	1,678,632	-	-
G475	Retail sale of other household equipment in specialized stores	10	1,318,021	1,318,021	-	-
G477	Retail sale of other goods in specialized stores	6	1,085,958	1,085,958	-	-
	V - Bicol	244	60,450,647	60,052,763	-	397,884
G451	Sale of motor vehicles	3	2,729,330	2,729,330	-	-
G452	Maintenance and repair of motor vehicles	s	s	s	s	s
G453	Sale of motor vehicle parts and accessories	s	s	s	s	s
G454	Sale, maintenance and repair of motorcycles and related parts and accessories	7	2,326,442	2,326,442	-	-
G461	Wholesale on a fee or contract basis	s	s	s	s	s
G462	Wholesale of agricultural raw materials and live animals	4	1,545,926	1,148,042	-	397,884
G463	Wholesale of food, beverages and tobacco	49	14,806,991	14,806,991	-	-
G464	Wholesale of household goods	17	5,832,128	5,832,128	-	-
G465	Wholesale of machinery, equipment and supplies	s	s	s	s	s
G466	Other specialized wholesale	4	1,190,207	1,190,207	-	-
G471	Retail sale in non-specialized stores	66	23,560,413	23,560,413	-	-
G472	Retail sale of food, beverages and tobacco in specialized stores	s	s	s	s	s
G473	Retail sale of automotive fuel in specialized stores	6	335,780	335,780	-	-
G474	Retail sale of information and communications equipment in specialized stores	3	692,746	692,746	-	-
G475	Retail sale of other household equipment in specialized stores	26	2,447,833	2,447,833	-	-
G476	Retail sale of cultural and recreation goods in specialized stores	s	s	s	s	s

Continued

TABLE 4a.1 --Continued

2009 PSIC Code	Region/ Industry Description	Number of Establishments	Sale of Goods			
			Total	Sales to Domestic Market	Direct Exports	Sales to Exporters
		(1)	(2)	(3)	(4)	(5)
G477	Retail sale of other goods in specialized stores	50	4,145,816	4,145,816	-	-
	VI - Western Visayas	454	125,079,842	124,907,592	3,042	169,207
G451	Sale of motor vehicles	21	12,549,173	12,549,173	-	-
G452	Maintenance and repair of motor vehicles	4	-	-	-	-
G453	Sale of motor vehicle parts and accessories	6	545,944	545,944	-	-
G454	Sale, maintenance and repair of motorcycles and related parts and accessories	18	1,970,503	1,970,503	-	-
G462	Wholesale of agricultural raw materials and live animals	s	s	s	s	s
G463	Wholesale of food, beverages and tobacco	60	20,055,287	19,906,776	-	148,511
G464	Wholesale of household goods	24	10,247,242	10,247,242	-	-
G465	Wholesale of machinery, equipment and supplies	6	1,194,161	1,191,118	3,042	-
G466	Other specialized wholesale	11	10,292,212	10,292,212	-	-
G471	Retail sale in non-specialized stores	115	43,155,827	43,155,827	-	-
G472	Retail sale of food, beverages and tobacco in specialized stores	10	1,244,599	1,244,599	-	-
G473	Retail sale of automotive fuel in specialized stores	15	1,181,821	1,181,821	-	-
G474	Retail sale of information and communications equipment in specialized stores	7	512,187	512,187	-	-
G475	Retail sale of other household equipment in specialized stores	97	15,723,005	15,723,005	-	-
G476	Retail sale of cultural and recreation goods in specialized stores	s	s	s	s	s
G477	Retail sale of other goods in specialized stores	57	5,142,212	5,121,515	-	20,697
	VII - Central Visayas	710	215,333,411	213,871,738	950,541	511,132
G451	Sale of motor vehicles	44	28,694,911	28,694,911	-	-
G452	Maintenance and repair of motor vehicles	8	-	-	-	-
G453	Sale of motor vehicle parts and accessories	21	1,438,421	1,438,421	-	-
G454	Sale, maintenance and repair of motorcycles and related parts and accessories	28	2,098,992	2,098,992	-	-
G461	Wholesale on a fee or contract basis	7	63,839	53,719	10,120	-
G462	Wholesale of agricultural raw materials and live animals	7	2,561,640	2,505,369	56,272	-
G463	Wholesale of food, beverages and tobacco	58	20,625,748	20,625,748	-	-
G464	Wholesale of household goods	51	21,419,676	21,128,664	62,900	228,113
G465	Wholesale of machinery, equipment and supplies	32	4,808,536	4,774,759	14,009	19,768
G466	Other specialized wholesale	54	20,058,257	19,335,564	459,441	263,252
G469	Non-specialized wholesale trade	s	s	s	s	s
G471	Retail sale in non-specialized stores	126	60,359,965	60,359,965	-	-
G472	Retail sale of food, beverages and tobacco in specialized stores	16	2,988,009	2,640,209	347,800	-

Continued

TABLE 4a.1 --Continued

2009 PSIC Code	Region/ Industry Description	Number of Establishments	Sale of Goods			
			Total	Sales to Domestic Market	Direct Exports	Sales to Exporters
		(1)	(2)	(3)	(4)	(5)
G473	Retail sale of automotive fuel in specialized stores	43	24,874,196	24,874,196	-	-
G474	Retail sale of information and communications equipment in specialized stores	19	3,321,204	3,321,204	-	-
G475	Retail sale of other household equipment in specialized stores	118	14,954,799	14,954,799	-	-
G476	Retail sale of cultural and recreation goods in specialized stores	11	1,008,427	1,008,427	-	-
G477	Retail sale of other goods in specialized stores	64	5,817,403	5,817,403	-	-
G479	Retail trade not in stores, stalls or markets	s	s	s	s	s
VIII - Eastern Visayas		158	34,275,589	33,733,619	541,970	-
G451	Sale of motor vehicles	3	1,014,821	1,014,821	-	-
G452	Maintenance and repair of motor vehicles	s	s	s	s	s
G453	Sale of motor vehicle parts and accessories	s	s	s	s	s
G454	Sale, maintenance and repair of motorcycles and related parts and accessories	5	279,715	279,715	-	-
G461	Wholesale on a fee or contract basis	s	s	s	s	s
G462	Wholesale of agricultural raw materials and live animals	6	779,265	237,294	541,970	-
G463	Wholesale of food, beverages and tobacco	33	10,651,243	10,651,243	-	-
G464	Wholesale of household goods	9	4,620,370	4,620,370	-	-
G466	Other specialized wholesale	4	1,074,055	1,074,055	-	-
G471	Retail sale in non-specialized stores	39	9,283,033	9,283,033	-	-
G472	Retail sale of food, beverages and tobacco in specialized stores	s	s	s	s	s
G473	Retail sale of automotive fuel in specialized stores	9	3,227,328	3,227,328	-	-
G474	Retail sale of information and communications equipment in specialized stores	s	s	s	s	s
G475	Retail sale of other household equipment in specialized stores	34	2,466,284	2,466,284	-	-
G477	Retail sale of other goods in specialized stores	10	450,434	450,434	-	-
IX - Zamboanga Peninsula		159	25,294,577	25,294,577	-	-
G451	Sale of motor vehicles	s	s	s	s	s
G453	Sale of motor vehicle parts and accessories	s	s	s	s	s
G454	Sale, maintenance and repair of motorcycles and related parts and accessories	5	408,342	408,342	-	-
G461	Wholesale on a fee or contract basis	3	-	-	-	-
G462	Wholesale of agricultural raw materials and live animals	5	356,815	356,815	-	-
G463	Wholesale of food, beverages and tobacco	19	4,254,898	4,254,898	-	-
G464	Wholesale of household goods	13	3,884,222	3,884,222	-	-
G465	Wholesale of machinery, equipment and supplies	s	s	s	s	s

Continued

TABLE 4a.1 --Continued

2009 PSIC Code	Region/ Industry Description	Number of Establishments	Sale of Goods			
			Total	Sales to Domestic Market	Direct Exports	Sales to Exporters
G466	Other specialized wholesale	4	241,150	241,150	-	-
G471	Retail sale in non-specialized stores	51	8,606,971	8,606,971	-	-
G472	Retail sale of food, beverages and tobacco in specialized stores	6	1,501,831	1,501,831	-	-
G473	Retail sale of automotive fuel in specialized stores	5	986,748	986,748	-	-
G475	Retail sale of other household equipment in specialized stores	25	2,721,486	2,721,486	-	-
G476	Retail sale of cultural and recreation goods in specialized stores	s	s	s	s	s
G477	Retail sale of other goods in specialized stores	17	1,616,619	1,616,619	-	-
X - Northern Mindanao		286	87,970,686	87,583,583	140,727	246,377
G451	Sale of motor vehicles	17	8,007,599	8,007,599	-	-
G452	Maintenance and repair of motor vehicles	s	s	s	s	s
G453	Sale of motor vehicle parts and accessories	11	1,463,464	1,422,234	41,230	-
G454	Sale, maintenance and repair of motorcycles and related parts and accessories	7	343,132	343,132	-	-
G462	Wholesale of agricultural raw materials and live animals	6	2,294,302	2,294,302	-	-
G463	Wholesale of food, beverages and tobacco	37	13,473,736	13,473,617	-	119
G464	Wholesale of household goods	21	9,440,271	9,440,271	-	-
G465	Wholesale of machinery, equipment and supplies	6	2,800,468	2,759,238	41,230	-
G466	Other specialized wholesale	16	6,690,468	6,524,416	18,754	147,298
G471	Retail sale in non-specialized stores	61	22,285,709	22,147,481	39,269	98,959
G472	Retail sale of food, beverages and tobacco in specialized stores	7	1,466,899	1,466,899	-	-
G473	Retail sale of automotive fuel in specialized stores	15	8,958,812	8,958,812	-	-
G474	Retail sale of information and communications equipment in specialized stores	3	419,993	419,993	-	-
G475	Retail sale of other household equipment in specialized stores	49	6,848,004	6,847,760	244	-
G476	Retail sale of cultural and recreation goods in specialized stores	s	s	s	s	s
G477	Retail sale of other goods in specialized stores	25	3,340,240	3,340,240	-	-
XI - Davao		443	143,987,762	141,353,927	2,461,441	172,394
G451	Sale of motor vehicles	14	11,961,003	11,961,003	-	-
G452	Maintenance and repair of motor vehicles	11	21,694	21,694	-	-
G453	Sale of motor vehicle parts and accessories	13	1,128,095	1,128,095	-	-
G454	Sale, maintenance and repair of motorcycles and related parts and accessories	13	1,086,447	1,086,447	-	-
G461	Wholesale on a fee or contract basis	7	2,587	2,587	-	-

Continued

TABLE 4a.1 --Continued

2009 PSIC Code	Region/ Industry Description	Number of Establishments	Sale of Goods			
			Total	Sales to Domestic Market	Direct Exports	Sales to Exporters
G462	Wholesale of agricultural raw materials and live animals	4	1,151,252	1,151,252	-	-
G463	Wholesale of food, beverages and tobacco	38	13,250,247	11,114,084	1,993,808	142,355
G464	Wholesale of household goods	26	11,286,368	11,286,368	-	-
G465	Wholesale of machinery, equipment and supplies	17	7,308,642	7,281,051	27,592	-
G466	Other specialized wholesale	31	30,022,417	29,552,476	439,901	30,039
G471	Retail sale in non-specialized stores	103	44,885,363	44,885,363	-	-
G472	Retail sale of food, beverages and tobacco in specialized stores	5	114,193	114,193	-	-
G473	Retail sale of automotive fuel in specialized stores	21	2,267,278	2,267,278	-	-
G474	Retail sale of information and communications equipment in specialized stores	7	542,007	542,007	-	-
G475	Retail sale of other household equipment in specialized stores	82	11,401,166	11,401,026	140	-
G476	Retail sale of cultural and recreation goods in specialized stores	6	956,161	956,161	-	-
G477	Retail sale of other goods in specialized stores	44	6,529,708	6,529,708	-	-
G479	Retail trade not in stores, stalls or markets	s	s	s	s	s
XII - SOCCSKSARGEN		219	42,404,687	41,808,221	490,241	106,225
G451	Sale of motor vehicles	5	5,259,278	5,259,278	-	-
G452	Maintenance and repair of motor vehicles	s	s	s	s	s
G453	Sale of motor vehicle parts and accessories	5	599,139	599,139	-	-
G454	Sale, maintenance and repair of motorcycles and related parts and accessories	7	1,323,191	1,323,191	-	-
G462	Wholesale of agricultural raw materials and live animals	7	1,167,310	677,069	490,241	-
G463	Wholesale of food, beverages and tobacco	35	10,316,743	10,210,517	-	106,225
G464	Wholesale of household goods	10	2,015,109	2,015,109	-	-
G465	Wholesale of machinery, equipment and supplies	s	s	s	s	s
G466	Other specialized wholesale	s	s	s	s	s
G471	Retail sale in non-specialized stores	55	12,533,390	12,533,390	-	-
G472	Retail sale of food, beverages and tobacco in specialized stores	7	927,114	927,114	-	-
G473	Retail sale of automotive fuel in specialized stores	10	1,475,788	1,475,788	-	-
G474	Retail sale of information and communications equipment in specialized stores	s	s	s	s	s
G475	Retail sale of other household equipment in specialized stores	44	5,168,840	5,168,840	-	-
G476	Retail sale of cultural and recreation goods in specialized stores	s	s	s	s	s
G477	Retail sale of other goods in specialized stores	26	1,152,982	1,152,982	-	-

Continued

TABLE 4a.1 --Concluded

2009 PSIC Code	Region/ Industry Description	Number of Establishments	Sale of Goods			
			Total	Sales to Domestic Market	Direct Exports	Sales to Exporters
	XIII - Caraga	118	28,266,857	28,266,827	-	30
G451	Sale of motor vehicles	6	2,204,274	2,204,274	-	-
G452	Maintenance and repair of motor vehicles	s	s	s	s	s
G454	Sale, maintenance and repair of motorcycles and related parts and accessories	6	281,371	281,371	-	-
G462	Wholesale of agricultural raw materials and live animals	s	s	s	s	s
G463	Wholesale of food, beverages and tobacco	15	6,264,957	6,264,928	-	30
G464	Wholesale of household goods	10	2,222,902	2,222,902	-	-
G465	Wholesale of machinery, equipment and supplies	3	701,349	701,349	-	-
G466	Other specialized wholesale	4	494,435	494,435	-	-
G471	Retail sale in non-specialized stores	30	10,456,608	10,456,608	-	-
G472	Retail sale of food, beverages and tobacco in specialized stores	5	717,418	717,418	-	-
G473	Retail sale of automotive fuel in specialized stores	7	1,136,876	1,136,876	-	-
G474	Retail sale of information and communications equipment in specialized stores	s	s	s	s	s
G475	Retail sale of other household equipment in specialized stores	15	1,620,798	1,620,798	-	-
G477	Retail sale of other goods in specialized stores	12	1,553,491	1,553,491	-	-
	ARMM	11	1,308,415	1,308,415	-	-
G462	Wholesale of agricultural raw materials and live animals	s	s	s	s	s
G463	Wholesale of food, beverages and tobacco	s	s	s	s	s
G466	Other specialized wholesale	s	s	s	s	s
G471	Retail sale in non-specialized stores	6	439,148	439,148	-	-
G473	Retail sale of automotive fuel in specialized stores	s	s	s	s	s

TABLE 4a.2 Number of Establishments and Income from Non-Industrial Services Done for Others by Type for Wholesale and Retail Trade; Repair of Motor Vehicles and Motorcycles Establishments with Total Employment of 20 and Over by Region and Industry Group: Philippines, 2017

(Values are in thousand pesos, except number of establishments. Details may not add-up to total due to rounding and/or statistical disclosure control.)

2009 PSIC Code	Region/ Industry Description	Number of Establishments	Income from Non-Industrial Services Done for Others						
			Total	Rent Income from Land	Rental Income from Buildings, Warehouses and other Structures	Rental income from Machinery and Transport Equipment	Rental Income from Office Equipment	Other Rental Income	Other Non-Industrial Services Done for Others
		(1)	(2)	(3)	(4)	(5)	(6)	(7)	(8)
PHILIPPINES		8,301	18,721,600	669,370	8,317,178	399,502	537,441	1,739,786	7,058,323
G451	Sale of motor vehicles	360	622,598	2,038	117,332	50,915	-	116,886	335,427
G452	Maintenance and repair of motor vehicles	114	8,383	143	520	7,117	-	604	-
G453	Sale of motor vehicle parts and accessories	204	130,229	7,200	43,857	202	-	-	78,970
G454	Sale, maintenance and repair of motorcycles and related parts and accessories	200	134,915	-	89,385	-	-	-	45,530
G461	Wholesale on a fee or contract basis	58	1,933	-	386	-	-	-	1,546
G462	Wholesale of agricultural raw materials and live animals	125	71,823	13,177	31,387	21,386	-	3,171	2,702
G463	Wholesale of food, beverages and tobacco	805	285,813	9,044	119,690	23,324	2,173	18,959	112,623
G464	Wholesale of household goods	855	1,223,842	36,077	177,809	27,649	244	39,586	942,476
G465	Wholesale of machinery, equipment and supplies	484	1,467,117	326,446	147,760	38,131	466,310	1,296	487,174
G466	Other specialized wholesale	544	975,250	67,621	710,894	27,884	-	41	168,811
G469	Non-specialized wholesale trade	15	420	-	420	-	-	-	-
G471	Retail sale in non-specialized stores	1,532	8,476,861	98,382	5,660,407	58,010	50,723	235,847	2,373,492
G472	Retail sale of food, beverages and tobacco in specialized stores	151	42,147	1,451	15,499	24,618	-	25	552
G473	Retail sale of automotive fuel in specialized stores	435	151,074	74,944	6,125	-	-	11,578	58,427
G474	Retail sale of information and communications equipment in specialized stores	151	1,327,299	-	108,911	-	-	1,218,387	-
G475	Retail sale of other household equipment in specialized stores	1,102	1,940,553	11,285	749,923	83,387	1	93,152	1,002,804
G476	Retail sale of cultural and recreation goods in specialized stores	116	289,211	262	233,727	-	-	-	55,222
G477	Retail sale of other goods in specialized stores	1,032	1,534,826	21,301	102,918	36,880	17,989	252	1,355,487
G479	Retail trade not in stores, stalls or markets	18	37,307	-	227	-	-	-	37,080
NCR		3,401	9,138,231	435,689	3,339,928	112,893	481,801	1,413,911	3,354,009
G451	Sale of motor vehicles	152	228,874	-	91,577	10,724	-	-	126,573
G452	Maintenance and repair of motor vehicles	60	-	-	-	-	-	-	-
G453	Sale of motor vehicle parts and accessories	110	100,388	7,200	16,150	-	-	-	77,037
G454	Sale, maintenance and repair of motorcycles and related parts and accessories	32	32,216	-	32,216	-	-	-	-
G461	Wholesale on a fee or contract basis	34	1,933	-	386	-	-	-	1,546
G462	Wholesale of agricultural raw materials and live animals	31	26,513	-	26,375	-	-	-	137
G463	Wholesale of food, beverages and tobacco	205	82,643	2,029	73,358	1,503	2,173	-	3,580
G464	Wholesale of household goods	584	1,113,085	28,811	131,392	18,308	129	22,581	911,864

Continued

TABLE 4a.2 --Continued

2009 PSIC Code	Region/ Industry Description	Number of Establishments	Income from Non-Industrial Services Done for Others						
			Total	Rent Income from Land	Rental Income from Buildings, Warehouses and other Structures	Rental income from Machinery and Transport Equipment	Rental Income from Office Equipment	Other Rental Income	Other Non-Industrial Services Done for Others
		(1)	(2)	(3)	(4)	(5)	(6)	(7)	(8)
G465	Wholesale of machinery, equipment and supplies	378	1,386,642	326,446	132,912	19,119	466,310	-	441,855
G466	Other specialized wholesale	304	759,331	26,683	577,067	23,875	-	-	131,705
G469	Non-specialized wholesale trade	12	420	-	420	-	-	-	-
G471	Retail sale in non-specialized stores	308	2,357,382	24,124	1,635,487	9,918	2,893	104,970	579,990
G472	Retail sale of food, beverages and tobacco in specialized stores	59	4,157	-	4,157	-	-	-	-
G473	Retail sale of automotive fuel in specialized stores	142	19,344	19,344	-	-	-	-	-
G474	Retail sale of information and communications equipment in specialized stores	84	1,319,126	-	102,838	-	-	1,216,288	-
G475	Retail sale of other household equipment in specialized stores	326	617,454	1,052	218,431	-	-	69,819	328,152
G476	Retail sale of cultural and recreation goods in specialized stores	76	274,241	-	219,019	-	-	-	55,222
G477	Retail sale of other goods in specialized stores	489	777,175	-	77,915	29,445	10,296	252	659,266
G479	Retail trade not in stores, stalls or markets	15	37,307	-	227	-	-	-	37,080
CAR		71	60,335	80	33,572	105	1,220	-	25,358
G451	Sale of motor vehicles	s	s	s	s	s	s	s	s
G453	Sale of motor vehicle parts and accessories	s	s	s	s	s	s	s	s
G454	Sale, maintenance and repair of motorcycles and related parts and accessories	s	s	s	s	s	s	s	s
G462	Wholesale of agricultural raw materials and live animals	s	s	s	s	s	s	s	s
G463	Wholesale of food, beverages and tobacco	10	75	75	-	-	-	-	-
G464	Wholesale of household goods	s	s	s	s	s	s	s	s
G465	Wholesale of machinery, equipment and supplies	s	s	s	s	s	s	s	s
G466	Other specialized wholesale	s	s	s	s	s	s	s	s
G471	Retail sale in non-specialized stores	28	39,430	-	30,697	35	-	-	8,698
G473	Retail sale of automotive fuel in specialized stores	7	1,938	-	1,150	-	-	-	788
G474	Retail sale of information and communications equipment in specialized stores	s	s	s	s	s	s	s	s
G475	Retail sale of other household equipment in specialized stores	5	126	6	120	-	-	-	-
G477	Retail sale of other goods in specialized stores	9	17,148	-	486	-	1,220	-	15,442
I - Ilocos		265	353,447	4,286	282,508	14,688	1,952	370	49,643
G451	Sale of motor vehicles	10	1,380	-	1,380	-	-	-	-
G452	Maintenance and repair of motor vehicles	s	s	s	s	s	s	s	s
G453	Sale of motor vehicle parts and accessories	7	1,165	-	1,165	-	-	-	-

Continued

TABLE 4a.2 --Continued

2009 PSIC Code	Region/ Industry Description	Number of Establishments	Income from Non-Industrial Services Done for Others						
			Total	Rent Income from Land	Rental Income from Buildings, Warehouses and other Structures	Rental income from Machinery and Transport Equipment	Rental Income from Office Equipment	Other Rental Income	Other Non-Industrial Services Done for Others
		(1)	(2)	(3)	(4)	(5)	(6)	(7)	(8)
G454	Sale, maintenance and repair of motorcycles and related parts and accessories	14	-	-	-	-	-	-	-
G462	Wholesale of agricultural raw materials and live animals	s	s	s	s	s	s	s	s
G463	Wholesale of food, beverages and tobacco	42	29,150	-	29	14,688	-	-	14,433
G464	Wholesale of household goods	11	-	-	-	-	-	-	-
G466	Other specialized wholesale	8	23,795	3,321	20,474	-	-	-	-
G471	Retail sale in non-specialized stores	77	210,860	-	203,589	-	-	370	6,900
G472	Retail sale of food, beverages and tobacco in specialized stores	4	3,672	-	3,672	-	-	-	-
G473	Retail sale of automotive fuel in specialized stores	10	-	-	-	-	-	-	-
G474	Retail sale of information and communications equipment in specialized stores	5	-	-	-	-	-	-	-
G475	Retail sale of other household equipment in specialized stores	38	49,479	957	48,522	-	-	-	-
G476	Retail sale of cultural and recreation goods in specialized stores	4	-	-	-	-	-	-	-
G477	Retail sale of other goods in specialized stores	31	33,946	8	3,676	-	1,952	-	28,310
II - Cagayan Valley		151	156,364	240	99,252	3,289	-	-	53,583
G451	Sale of motor vehicles	6	-	-	-	-	-	-	-
G453	Sale of motor vehicle parts and accessories	s	s	s	s	s	s	s	s
G454	Sale, maintenance and repair of motorcycles and related parts and accessories	8	-	-	-	-	-	-	-
G462	Wholesale of agricultural raw materials and live animals	17	4,789	-	1,500	3,289	-	-	-
G463	Wholesale of food, beverages and tobacco	28	22,618	-	-	-	-	-	22,618
G464	Wholesale of household goods	7	491	-	491	-	-	-	-
G465	Wholesale of machinery, equipment and supplies	s	s	s	s	s	s	s	s
G466	Other specialized wholesale	3	-	-	-	-	-	-	-
G471	Retail sale in non-specialized stores	26	60,368	240	54,990	-	-	-	5,137
G472	Retail sale of food, beverages and tobacco in specialized stores	3	-	-	-	-	-	-	-
G473	Retail sale of automotive fuel in specialized stores	8	4,735	-	4,735	-	-	-	-
G474	Retail sale of information and communications equipment in specialized stores	s	s	s	s	s	s	s	s
G475	Retail sale of other household equipment in specialized stores	18	46,004	-	30,779	-	-	-	15,226
G476	Retail sale of cultural and recreation goods in specialized stores	s	s	s	s	s	s	s	s
G477	Retail sale of other goods in specialized stores	21	11,502	-	1,208	-	-	-	10,294

Continued

TABLE 4a.2 --Continued

2009 PSIC Code	Region/ Industry Description	Number of Establishments	Income from Non-Industrial Services Done for Others						
			Total	Rent Income from Land	Rental Income from Buildings, Warehouses and other Structures	Rental income from Machinery and Transport Equipment	Rental Income from Office Equipment	Other Rental Income	Other Non-Industrial Services Done for Others
		(1)	(2)	(3)	(4)	(5)	(6)	(7)	(8)
III - Central Luzon		628	1,123,546	405	524,419	8,065	-	10,077	580,580
G451	Sale of motor vehicles	39	5,795	-	5,795	-	-	-	-
G452	Maintenance and repair of motor vehicles	7	143	143	-	-	-	-	-
G453	Sale of motor vehicle parts and accessories	5	3,043	-	3,043	-	-	-	-
G454	Sale, maintenance and repair of motorcycles and related parts and accessories	20	-	-	-	-	-	-	-
G461	Wholesale on a fee or contract basis	s	s	s	s	s	s	s	s
G462	Wholesale of agricultural raw materials and live animals	15	1,167	-	1,000	167	-	-	-
G463	Wholesale of food, beverages and tobacco	67	10,643	-	10,643	-	-	-	-
G464	Wholesale of household goods	32	9,908	-	8,087	-	-	-	1,822
G465	Wholesale of machinery, equipment and supplies	5	439	-	439	-	-	-	-
G466	Other specialized wholesale	38	13,503	-	13,462	-	-	41	-
G469	Non-specialized wholesale trade	s	s	s	s	s	s	s	s
G471	Retail sale in non-specialized stores	177	729,925	-	426,883	7,898	-	10,036	285,108
G472	Retail sale of food, beverages and tobacco in specialized stores	10	721	-	721	-	-	-	-
G473	Retail sale of automotive fuel in specialized stores	51	-	-	-	-	-	-	-
G474	Retail sale of information and communications equipment in specialized stores	5	-	-	-	-	-	-	-
G475	Retail sale of other household equipment in specialized stores	84	52,897	-	52,897	-	-	-	-
G476	Retail sale of cultural and recreation goods in specialized stores	6	262	262	-	-	-	-	-
G477	Retail sale of other goods in specialized stores	63	295,101	-	1,450	-	-	-	293,650
IVA - CALABARZON		875	2,281,439	57,119	678,625	52,534	7,433	183,639	1,302,088
G451	Sale of motor vehicles	35	194,133	-	798	40,191	-	116,886	36,257
G452	Maintenance and repair of motor vehicles	17	-	-	-	-	-	-	-
G453	Sale of motor vehicle parts and accessories	16	10,982	-	10,982	-	-	-	-
G454	Sale, maintenance and repair of motorcycles and related parts and accessories	21	-	-	-	-	-	-	-
G461	Wholesale on a fee or contract basis	s	s	s	s	s	s	s	s
G462	Wholesale of agricultural raw materials and live animals	3	-	-	-	-	-	-	-
G463	Wholesale of food, beverages and tobacco	78	12,517	-	2,291	-	-	4,331	5,895
G464	Wholesale of household goods	37	8,149	-	8,149	-	-	-	-
G465	Wholesale of machinery, equipment and supplies	30	47,558	-	754	1,793	-	-	45,011
G466	Other specialized wholesale	57	19,840	-	18,981	859	-	-	-

Continued

TABLE 4a.2 --Continued

2009 PSIC Code	Region/ Industry Description	Number of Establishments	Income from Non-Industrial Services Done for Others						
			Total	Rent Income from Land	Rental Income from Buildings, Warehouses and other Structures	Rental income from Machinery and Transport Equipment	Rental Income from Office Equipment	Other Rental Income	Other Non-Industrial Services Done for Others
		(1)	(2)	(3)	(4)	(5)	(6)	(7)	(8)
G469	Non-specialized wholesale trade	s	s	s	s	s	s	s	s
G471	Retail sale in non-specialized stores	234	1,010,465	1,519	518,529	7,547	5,481	62,422	414,966
G472	Retail sale of food, beverages and tobacco in specialized stores	14	4,310	-	2,071	2,143	-	-	96
G473	Retail sale of automotive fuel in specialized stores	82	81,249	55,600	-	-	-	-	25,648
G474	Retail sale of information and communications equipment in specialized stores	7	-	-	-	-	-	-	-
G475	Retail sale of other household equipment in specialized stores	131	771,454	-	115,219	-	-	-	656,235
G476	Retail sale of cultural and recreation goods in specialized stores	s	s	s	s	s	s	s	s
G477	Retail sale of other goods in specialized stores	108	120,783	-	851	-	1,952	-	117,980
IVB - MIMAROPA		108	33,618	644	28,344	4,356	-	-	274
G451	Sale of motor vehicles	s	s	s	s	s	s	s	s
G453	Sale of motor vehicle parts and accessories	s	s	s	s	s	s	s	s
G454	Sale, maintenance and repair of motorcycles and related parts and accessories	8	-	-	-	-	-	-	-
G462	Wholesale of agricultural raw materials and live animals	11	2,261	-	-	2,261	-	-	-
G463	Wholesale of food, beverages and tobacco	30	37	-	37	-	-	-	-
G464	Wholesale of household goods	s	s	s	s	s	s	s	s
G466	Other specialized wholesale	s	s	s	s	s	s	s	s
G471	Retail sale in non-specialized stores	30	29,319	-	26,950	2,095	-	-	274
G472	Retail sale of food, beverages and tobacco in specialized stores	s	s	s	s	s	s	s	s
G473	Retail sale of automotive fuel in specialized stores	3	240	-	240	-	-	-	-
G474	Retail sale of information and communications equipment in specialized stores	3	-	-	-	-	-	-	-
G475	Retail sale of other household equipment in specialized stores	10	1,117	-	1,117	-	-	-	-
G477	Retail sale of other goods in specialized stores	6	644	644	-	-	-	-	-
V - Bicol		244	124,850	-	46,278	5,208	-	-	73,364
G451	Sale of motor vehicles	3	14,065	-	-	-	-	-	14,065
G452	Maintenance and repair of motor vehicles	s	s	s	s	s	s	s	s
G453	Sale of motor vehicle parts and accessories	s	s	s	s	s	s	s	s
G454	Sale, maintenance and repair of motorcycles and related parts and accessories	7	45,530	-	-	-	-	-	45,530
G461	Wholesale on a fee or contract basis	s	s	s	s	s	s	s	s

Continued

TABLE 4a.2 --Continued

2009 PSIC Code	Region/ Industry Description	Number of Establishments	Income from Non-Industrial Services Done for Others						
			Total	Rent Income from Land	Rental Income from Buildings, Warehouses and other Structures	Rental income from Machinery and Transport Equipment	Rental Income from Office Equipment	Other Rental Income	Other Non-Industrial Services Done for Others
		(1)	(2)	(3)	(4)	(5)	(6)	(7)	(8)
G462	Wholesale of agricultural raw materials and live animals	4	-	-	-	-	-	-	-
G463	Wholesale of food, beverages and tobacco	49	13,047	-	-	5,208	-	-	7,839
G464	Wholesale of household goods	17	491	-	491	-	-	-	-
G465	Wholesale of machinery, equipment and supplies	s	s	s	s	s	s	s	s
G466	Other specialized wholesale	4	-	-	-	-	-	-	-
G471	Retail sale in non-specialized stores	66	35,676	-	31,576	-	-	-	4,100
G472	Retail sale of food, beverages and tobacco in specialized stores	s	s	s	s	s	s	s	s
G473	Retail sale of automotive fuel in specialized stores	6	-	-	-	-	-	-	-
G474	Retail sale of information and communications equipment in specialized stores	3	-	-	-	-	-	-	-
G475	Retail sale of other household equipment in specialized stores	26	2,292	-	585	-	-	-	1,708
G476	Retail sale of cultural and recreation goods in specialized stores	s	s	s	s	s	s	s	s
G477	Retail sale of other goods in specialized stores	50	13,749	-	13,627	-	-	-	121
VI - Western Visayas		454	953,296	6,370	534,199	51,346	2,482	11,578	347,322
G451	Sale of motor vehicles	21	-	-	-	-	-	-	-
G452	Maintenance and repair of motor vehicles	4	-	-	-	-	-	-	-
G453	Sale of motor vehicle parts and accessories	6	6,868	-	6,868	-	-	-	-
G454	Sale, maintenance and repair of motorcycles and related parts and accessories	18	-	-	-	-	-	-	-
G462	Wholesale of agricultural raw materials and live animals	s	s	s	s	s	s	s	s
G463	Wholesale of food, beverages and tobacco	60	6,122	49	601	-	-	-	5,471
G464	Wholesale of household goods	24	4,747	-	4,747	-	-	-	-
G465	Wholesale of machinery, equipment and supplies	6	8,610	-	-	8,610	-	-	-
G466	Other specialized wholesale	11	25,470	3,935	19,369	-	-	-	2,167
G471	Retail sale in non-specialized stores	115	705,865	-	378,188	20,088	2,482	-	305,106
G472	Retail sale of food, beverages and tobacco in specialized stores	10	22,066	1,451	2,139	18,475	-	-	-
G473	Retail sale of automotive fuel in specialized stores	15	11,578	-	-	-	-	11,578	-
G474	Retail sale of information and communications equipment in specialized stores	7	423	-	423	-	-	-	-
G475	Retail sale of other household equipment in specialized stores	97	125,262	934	118,840	4,029	-	-	1,459
G476	Retail sale of cultural and recreation goods in specialized stores	s	s	s	s	s	s	s	s
G477	Retail sale of other goods in specialized stores	57	32,721	-	1,124	144	-	-	31,454

Continued

TABLE 4a.2 --Continued

2009 PSIC Code	Region/ Industry Description	Number of Establishments	Income from Non-Industrial Services Done for Others						
			Total	Rent Income from Land	Rental Income from Buildings, Warehouses and other Structures	Rental income from Machinery and Transport Equipment	Rental Income from Office Equipment	Other Rental Income	Other Non-Industrial Services Done for Others
		(1)	(2)	(3)	(4)	(5)	(6)	(7)	(8)
VII - Central Visayas		710	1,713,686	20,949	976,068	-	6,327	6,291	704,051
G451	Sale of motor vehicles	44	175,598	-	17,067	-	-	-	158,531
G452	Maintenance and repair of motor vehicles	8	-	-	-	-	-	-	-
G453	Sale of motor vehicle parts and accessories	21	105	-	105	-	-	-	-
G454	Sale, maintenance and repair of motorcycles and related parts and accessories	28	24,189	-	24,189	-	-	-	-
G461	Wholesale on a fee or contract basis	7	-	-	-	-	-	-	-
G462	Wholesale of agricultural raw materials and live animals	7	10,261	7,090	-	-	-	3,171	-
G463	Wholesale of food, beverages and tobacco	58	19,846	5,504	83	-	-	-	14,258
G464	Wholesale of household goods	51	32,457	7,266	7,326	-	-	3,120	14,746
G465	Wholesale of machinery, equipment and supplies	32	7,190	-	7,190	-	-	-	-
G466	Other specialized wholesale	54	55,861	-	27,941	-	-	-	27,919
G469	Non-specialized wholesale trade	s	s	s	s	s	s	s	s
G471	Retail sale in non-specialized stores	126	1,198,378	-	827,470	-	6,206	-	364,703
G472	Retail sale of food, beverages and tobacco in specialized stores	16	1,210	-	1,210	-	-	-	-
G473	Retail sale of automotive fuel in specialized stores	43	-	-	-	-	-	-	-
G474	Retail sale of information and communications equipment in specialized stores	19	5,650	-	5,650	-	-	-	-
G475	Retail sale of other household equipment in specialized stores	118	58,939	1,088	57,825	-	1	-	25
G476	Retail sale of cultural and recreation goods in specialized stores	11	-	-	-	-	-	-	-
G477	Retail sale of other goods in specialized stores	64	124,001	-	11	-	120	-	123,869
G479	Retail trade not in stores, stalls or markets	s	s	s	s	s	s	s	s
VIII - Eastern Visayas		158	95,056	3,860	38,211	17,225	-	23,333	12,427
G451	Sale of motor vehicles	3	286	-	286	-	-	-	-
G452	Maintenance and repair of motor vehicles	s	s	s	s	s	s	s	s
G453	Sale of motor vehicle parts and accessories	s	s	s	s	s	s	s	s
G454	Sale, maintenance and repair of motorcycles and related parts and accessories	5	-	-	-	-	-	-	-
G461	Wholesale on a fee or contract basis	s	s	s	s	s	s	s	s
G462	Wholesale of agricultural raw materials and live animals	6	15,710	110	-	15,600	-	-	-
G463	Wholesale of food, beverages and tobacco	33	4,483	-	2,858	1,625	-	-	-
G464	Wholesale of household goods	9	886	-	886	-	-	-	-

Continued

TABLE 4a.2 --Continued

2009 PSIC Code	Region/ Industry Description	Number of Establishments	Income from Non-Industrial Services Done for Others						
			Total	Rent Income from Land	Rental Income from Buildings, Warehouses and other Structures	Rental income from Machinery and Transport Equipment	Rental Income from Office Equipment	Other Rental Income	Other Non-Industrial Services Done for Others
		(1)	(2)	(3)	(4)	(5)	(6)	(7)	(8)
G466	Other specialized wholesale	4	-	-	-	-	-	-	-
G471	Retail sale in non-specialized stores	39	28,978	-	27,360	-	-	-	1,618
G472	Retail sale of food, beverages and tobacco in specialized stores	s	s	s	s	s	s	s	s
G473	Retail sale of automotive fuel in specialized stores	9	-	-	-	-	-	-	-
G474	Retail sale of information and communications equipment in specialized stores	s	s	s	s	s	s	s	s
G475	Retail sale of other household equipment in specialized stores	34	33,792	3,750	6,708	-	-	23,333	-
G477	Retail sale of other goods in specialized stores	10	10,809	-	-	-	-	-	10,809
IX - Zamboanga Peninsula		159	123,513	20,422	77,307	-	1,025	9,376	15,383
G451	Sale of motor vehicles	s	s	s	s	s	s	s	s
G453	Sale of motor vehicle parts and accessories	s	s	s	s	s	s	s	s
G454	Sale, maintenance and repair of motorcycles and related parts and accessories	5	-	-	-	-	-	-	-
G461	Wholesale on a fee or contract basis	3	-	-	-	-	-	-	-
G462	Wholesale of agricultural raw materials and live animals	5	-	-	-	-	-	-	-
G463	Wholesale of food, beverages and tobacco	19	-	-	-	-	-	-	-
G464	Wholesale of household goods	13	-	-	-	-	-	-	-
G465	Wholesale of machinery, equipment and supplies	s	s	s	s	s	s	s	s
G466	Other specialized wholesale	4	-	-	-	-	-	-	-
G471	Retail sale in non-specialized stores	51	91,910	-	67,384	-	-	9,351	15,175
G472	Retail sale of food, beverages and tobacco in specialized stores	6	25	-	-	-	-	25	-
G473	Retail sale of automotive fuel in specialized stores	5	-	-	-	-	-	-	-
G475	Retail sale of other household equipment in specialized stores	25	9,583	-	9,583	-	-	-	-
G476	Retail sale of cultural and recreation goods in specialized stores	s	s	s	s	s	s	s	s
G477	Retail sale of other goods in specialized stores	17	21,655	20,422	-	-	1,025	-	208
X - Northern Mindanao		286	856,251	72,808	602,932	21,676	33,493	604	124,737
G451	Sale of motor vehicles	17	2,038	2,038	-	-	-	-	-
G452	Maintenance and repair of motor vehicles	s	s	s	s	s	s	s	s
G453	Sale of motor vehicle parts and accessories	11	-	-	-	-	-	-	-
G454	Sale, maintenance and repair of motorcycles and related parts and accessories	7	-	-	-	-	-	-	-

Continued

TABLE 4a.2 --Continued

2009 PSIC Code	Region/ Industry Description	Number of Establishments	Income from Non-Industrial Services Done for Others						
			Total	Rent Income from Land	Rental Income from Buildings, Warehouses and other Structures	Rental income from Machinery and Transport Equipment	Rental Income from Office Equipment	Other Rental Income	Other Non-Industrial Services Done for Others
		(1)	(2)	(3)	(4)	(5)	(6)	(7)	(8)
G462	Wholesale of agricultural raw materials and live animals	6	-	-	-	-	-	-	-
G463	Wholesale of food, beverages and tobacco	37	27,092	108	21,958	-	-	-	5,027
G464	Wholesale of household goods	21	6,556	-	6,331	131	94	-	-
G465	Wholesale of machinery, equipment and supplies	6	-	-	-	-	-	-	-
G466	Other specialized wholesale	16	35,747	5,024	30,723	-	-	-	-
G471	Retail sale in non-specialized stores	61	686,522	65,639	510,681	10,429	33,399	-	66,374
G472	Retail sale of food, beverages and tobacco in specialized stores	7	4,100	-	38	4,000	-	-	62
G473	Retail sale of automotive fuel in specialized stores	15	-	-	-	-	-	-	-
G474	Retail sale of information and communications equipment in specialized stores	3	-	-	-	-	-	-	-
G475	Retail sale of other household equipment in specialized stores	49	32,086	-	32,086	-	-	-	-
G476	Retail sale of cultural and recreation goods in specialized stores	s	s	s	s	s	s	s	s
G477	Retail sale of other goods in specialized stores	25	54,229	-	955	-	-	-	53,274
XI - Davao		443	1,087,275	34,988	600,300	103,818	9	77,686	270,475
G451	Sale of motor vehicles	14	-	-	-	-	-	-	-
G452	Maintenance and repair of motor vehicles	11	247	-	247	-	-	-	-
G453	Sale of motor vehicle parts and accessories	13	144	-	144	-	-	-	-
G454	Sale, maintenance and repair of motorcycles and related parts and accessories	13	32,980	-	32,980	-	-	-	-
G461	Wholesale on a fee or contract basis	7	-	-	-	-	-	-	-
G462	Wholesale of agricultural raw materials and live animals	4	612	-	612	-	-	-	-
G463	Wholesale of food, beverages and tobacco	38	49,911	64	4,885	300	-	14,608	30,053
G464	Wholesale of household goods	26	37,024	-	6,074	9,178	-	13,885	7,888
G465	Wholesale of machinery, equipment and supplies	17	10,936	-	6,316	4,620	-	-	-
G466	Other specialized wholesale	31	41,703	28,658	2,877	3,149	-	-	7,019
G471	Retail sale in non-specialized stores	103	737,829	3,535	502,290	-	-	47,094	184,911
G472	Retail sale of food, beverages and tobacco in specialized stores	5	422	-	28	-	-	-	395
G473	Retail sale of automotive fuel in specialized stores	21	29,400	-	-	-	-	-	29,400
G474	Retail sale of information and communications equipment in specialized stores	7	2,099	-	-	-	-	2,099	-
G475	Retail sale of other household equipment in specialized stores	82	110,653	2,700	28,595	79,358	-	-	-
G476	Retail sale of cultural and recreation goods in specialized stores	6	14,367	-	14,367	-	-	-	-

Continued

TABLE 4a.2 --Continued

2009 PSIC Code	Region/ Industry Description	Number of Establishments	Income from Non-Industrial Services Done for Others						
			Total	Rent Income from Land	Rental Income from Buildings, Warehouses and other Structures	Rental income from Machinery and Transport Equipment	Rental Income from Office Equipment	Other Rental Income	Other Non-Industrial Services Done for Others
		(1)	(2)	(3)	(4)	(5)	(6)	(7)	(8)
G477	Retail sale of other goods in specialized stores	44	18,948	31	885	7,213	9	-	10,809
G479	Retail trade not in stores, stalls or markets	s	s	s	s	s	s	s	s
XII - SOCCSKSARGEN		219	474,057	10,603	361,957	202	262	2,722	98,311
G451	Sale of motor vehicles	5	-	-	-	-	-	-	-
G452	Maintenance and repair of motor vehicles	s	s	s	s	s	s	s	s
G453	Sale of motor vehicle parts and accessories	5	2,135	-	-	202	-	-	1,932
G454	Sale, maintenance and repair of motorcycles and related parts and accessories	7	-	-	-	-	-	-	-
G462	Wholesale of agricultural raw materials and live animals	7	5,976	5,976	-	-	-	-	-
G463	Wholesale of food, beverages and tobacco	35	5,840	1,188	2,945	-	-	21	1,687
G464	Wholesale of household goods	10	8,873	-	2,716	-	-	-	6,157
G465	Wholesale of machinery, equipment and supplies	s	s	s	s	s	s	s	s
G466	Other specialized wholesale	s	s	s	s	s	s	s	s
G471	Retail sale in non-specialized stores	55	416,739	2,640	326,489	-	262	1,405	85,944
G472	Retail sale of food, beverages and tobacco in specialized stores	7	1,463	-	1,463	-	-	-	-
G473	Retail sale of automotive fuel in specialized stores	10	2,591	-	-	-	-	-	2,591
G474	Retail sale of information and communications equipment in specialized stores	s	s	s	s	s	s	s	s
G475	Retail sale of other household equipment in specialized stores	44	28,413	798	27,615	-	-	-	-
G476	Retail sale of cultural and recreation goods in specialized stores	s	s	s	s	s	s	s	s
G477	Retail sale of other goods in specialized stores	26	730	-	730	-	-	-	-
XIII - Caraga		118	138,838	908	85,478	4,099	1,437	198	46,717
G451	Sale of motor vehicles	6	428	-	428	-	-	-	-
G452	Maintenance and repair of motor vehicles	s	s	s	s	s	s	s	s
G454	Sale, maintenance and repair of motorcycles and related parts and accessories	6	-	-	-	-	-	-	-
G462	Wholesale of agricultural raw materials and live animals	s	s	s	s	s	s	s	s
G463	Wholesale of food, beverages and tobacco	15	1,790	27	3	-	-	-	1,761
G464	Wholesale of household goods	10	54	-	-	32	22	-	-
G465	Wholesale of machinery, equipment and supplies	3	3,990	-	-	3,990	-	-	-
G466	Other specialized wholesale	4	-	-	-	-	-	-	-
G471	Retail sale in non-specialized stores	30	129,417	686	84,046	-	-	198	44,486

Continued

TABLE 4a.2 --Concluded

2009 PSIC Code	Region/ Industry Description	Number of Establishments	Income from Non-Industrial Services Done for Others						
			Total	Rent Income from Land	Rental Income from Buildings, Warehouses and other Structures	Rental income from Machinery and Transport Equipment	Rental Income from Office Equipment	Other Rental Income	Other Non-Industrial Services Done for Others
			(1)	(2)	(3)	(4)	(5)	(6)	(7)
G472	Retail sale of food, beverages and tobacco in specialized stores	5	-	-	-	-	-	-	-
G473	Retail sale of automotive fuel in specialized stores	7	-	-	-	-	-	-	-
G474	Retail sale of information and communications equipment in specialized stores	s	s	s	s	s	s	s	s
G475	Retail sale of other household equipment in specialized stores	15	1,001	-	1,001	-	-	-	-
G477	Retail sale of other goods in specialized stores	12	1,688	196	-	77	1,415	-	-
ARMM		11	7,800	-	7,800	-	-	-	-
G462	Wholesale of agricultural raw materials and live animals	s	s	s	s	s	s	s	s
G463	Wholesale of food, beverages and tobacco	s	s	s	s	s	s	s	s
G466	Other specialized wholesale	s	s	s	s	s	s	s	s
G471	Retail sale in non-specialized stores	6	7,800	-	7,800	-	-	-	-
G473	Retail sale of automotive fuel in specialized stores	s	s	s	s	s	s	s	s

Continued

TABLE 4a.3 Number of Establishments and Other Income by Type for Wholesale and Retail Trade; Repair of Motor Vehicles and Motorcycles Establishments with Total Employment of 20 and Over by Region and Industry Group: Philippines, 2017

(Values are in thousand pesos, except number of establishments. Details may not add-up to total due to rounding and/or statistical disclosure control.)

2009 PSIC Code	Region/ Industry Description	Number of Establishments	Other Income				
			Total	Foreign Exchange Gains	Gain from Sale of Assets	Gain from Sale of Investments and Marketable Securities	Others
		(1)	(2)	(3)	(4)	(5)	(6)
PHILIPPINES		8,301	14,133,245	1,724,862	722,356	483,770	11,202,257
G451	Sale of motor vehicles	360	3,060,895	286	19,237	134,541	2,906,831
G452	Maintenance and repair of motor vehicles	114	24,647	-	4,796	-	19,851
G453	Sale of motor vehicle parts and accessories	204	102,825	32,049	13,610	100	57,066
G454	Sale, maintenance and repair of motorcycles and related parts and accessories	200	63,168	-	1,477	-	61,692
G461	Wholesale on a fee or contract basis	58	14,387	2,337	-	-	12,051
G462	Wholesale of agricultural raw materials and live animals	125	120,375	6,835	436	13,828	99,276
G463	Wholesale of food, beverages and tobacco	805	1,715,922	155,568	118,237	26,589	1,415,528
G464	Wholesale of household goods	855	1,450,277	446,076	129,089	86,315	788,797
G465	Wholesale of machinery, equipment and supplies	484	916,332	347,760	60,720	330	507,521
G466	Other specialized wholesale	544	1,003,452	206,723	47,985	63,050	685,695
G469	Non-specialized wholesale trade	15	9,977	9,657	-	-	320
G471	Retail sale in non-specialized stores	1,532	3,834,756	437,045	5,640	117,538	3,274,533
G472	Retail sale of food, beverages and tobacco in specialized stores	151	59,890	33	3,798	274	55,786
G473	Retail sale of automotive fuel in specialized stores	435	568,022	43,053	297,914	-	227,055
G474	Retail sale of information and communications equipment in specialized stores	151	154,741	3,971	122	7,903	142,745
G475	Retail sale of other household equipment in specialized stores	1,102	372,745	21,565	1,266	-	349,914
G476	Retail sale of cultural and recreation goods in specialized stores	116	66,135	166	1,833	7,187	56,949
G477	Retail sale of other goods in specialized stores	1,032	568,366	9,757	7,702	26,115	524,792
G479	Retail trade not in stores, stalls or markets	18	26,333	1,982	8,495	-	15,856
NCR		3,401	8,905,065	1,116,573	524,475	437,025	6,826,992
G451	Sale of motor vehicles	152	1,905,686	37	3,318	134,541	1,767,789
G452	Maintenance and repair of motor vehicles	60	20,793	-	1,200	-	19,593
G453	Sale of motor vehicle parts and accessories	110	13,421	731	1,488	-	11,201
G454	Sale, maintenance and repair of motorcycles and related parts and accessories	32	11,889	-	-	-	11,889
G461	Wholesale on a fee or contract basis	34	13,357	2,325	-	-	11,032
G462	Wholesale of agricultural raw materials and live animals	31	76,257	6,711	174	13,828	55,543
G463	Wholesale of food, beverages and tobacco	205	1,039,327	96,015	8,429	26,589	908,294
G464	Wholesale of household goods	584	1,279,867	439,886	121,107	86,046	632,827
G465	Wholesale of machinery, equipment and supplies	378	606,674	166,151	55,253	330	384,940
G466	Other specialized wholesale	304	636,078	162,630	35,156	55,483	382,810

Continued

TABLE 4a.3 --Continued

2009 PSIC Code	Region/ Industry Description	Number of Establishments	Other Income				
			Total	Foreign Exchange Gains	Gain from Sale of Assets	Gain from Sale of Investments and Marketable Securities	Others
			(1)	(2)	(3)	(4)	(5)
G469	Non-specialized wholesale trade	12	-	-	-	-	
G471	Retail sale in non-specialized stores	308	2,042,234	209,131	2,097	78,729	1,752,278
G472	Retail sale of food, beverages and tobacco in specialized stores	59	276	-	-	274	2
G473	Retail sale of automotive fuel in specialized stores	142	485,928	-	281,537	-	204,391
G474	Retail sale of information and communications equipment in specialized stores	84	132,003	3,971	122	7,903	120,006
G475	Retail sale of other household equipment in specialized stores	326	184,493	18,344	-	-	166,148
G476	Retail sale of cultural and recreation goods in specialized stores	76	55,310	166	1,716	7,187	46,242
G477	Retail sale of other goods in specialized stores	489	375,141	8,494	4,383	26,115	336,149
G479	Retail trade not in stores, stalls or markets	15	26,333	1,982	8,495	-	15,856
CAR		71	46,410	10,322	1,652	-	34,436
G451	Sale of motor vehicles	s	s	s	s	s	s
G453	Sale of motor vehicle parts and accessories	s	s	s	s	s	s
G454	Sale, maintenance and repair of motorcycles and related parts and accessories	s	s	s	s	s	s
G462	Wholesale of agricultural raw materials and live animals	s	s	s	s	s	s
G463	Wholesale of food, beverages and tobacco	10	5,979	711	1,652	-	3,616
G464	Wholesale of household goods	s	s	s	s	s	s
G465	Wholesale of machinery, equipment and supplies	s	s	s	s	s	s
G466	Other specialized wholesale	s	s	s	s	s	s
G471	Retail sale in non-specialized stores	28	27,824	9,611	-	-	18,213
G473	Retail sale of automotive fuel in specialized stores	7	458	-	-	-	458
G474	Retail sale of information and communications equipment in specialized stores	s	s	s	s	s	s
G475	Retail sale of other household equipment in specialized stores	5	399	-	-	-	399
G477	Retail sale of other goods in specialized stores	9	8,005	-	-	-	8,005
I - Ilocos		265	214,779	21,378	7,632	100	185,669
G451	Sale of motor vehicles	10	249	249	-	-	-
G452	Maintenance and repair of motor vehicles	s	s	s	s	s	s
G453	Sale of motor vehicle parts and accessories	7	100	-	-	100	-
G454	Sale, maintenance and repair of motorcycles and related parts and accessories	14	-	-	-	-	-
G462	Wholesale of agricultural raw materials and live animals	s	s	s	s	s	s

Continued

TABLE 4a.3 --Continued

2009 PSIC Code	Region/ Industry Description	Number of Establishments	Other Income				
			Total	Foreign Exchange Gains	Gain from Sale of Assets	Gain from Sale of Investments and Marketable Securities	Others
			(1)	(2)	(3)	(4)	(5)
G463	Wholesale of food, beverages and tobacco	42	42,827	3,606	34	-	39,187
G464	Wholesale of household goods	11	27,076	-	-	-	27,076
G466	Other specialized wholesale	8	56	-	-	-	56
G471	Retail sale in non-specialized stores	77	110,242	17,158	53	-	93,031
G472	Retail sale of food, beverages and tobacco in specialized stores	4	4,092	33	3,789	-	271
G473	Retail sale of automotive fuel in specialized stores	10	-	-	-	-	-
G474	Retail sale of information and communications equipment in specialized stores	5	-	-	-	-	-
G475	Retail sale of other household equipment in specialized stores	38	6,644	333	-	-	6,311
G476	Retail sale of cultural and recreation goods in specialized stores	4	-	-	-	-	-
G477	Retail sale of other goods in specialized stores	31	20,003	-	266	-	19,737
II - Cagayan Valley		151	118,656	6,027	5,462	-	107,168
G451	Sale of motor vehicles	6	-	-	-	-	-
G453	Sale of motor vehicle parts and accessories	s	s	s	s	s	s
G454	Sale, maintenance and repair of motorcycles and related parts and accessories	8	117	-	117	-	-
G462	Wholesale of agricultural raw materials and live animals	17	26,129	41	-	-	26,088
G463	Wholesale of food, beverages and tobacco	28	40,385	4,251	5,239	-	30,895
G464	Wholesale of household goods	7	2,551	14	-	-	2,537
G465	Wholesale of machinery, equipment and supplies	s	s	s	s	s	s
G466	Other specialized wholesale	3	-	-	-	-	-
G471	Retail sale in non-specialized stores	26	15,281	1,504	-	-	13,777
G472	Retail sale of food, beverages and tobacco in specialized stores	3	-	-	-	-	-
G473	Retail sale of automotive fuel in specialized stores	8	-	-	-	-	-
G474	Retail sale of information and communications equipment in specialized stores	s	s	s	s	s	s
G475	Retail sale of other household equipment in specialized stores	18	9,227	217	105	-	8,905
G476	Retail sale of cultural and recreation goods in specialized stores	s	s	s	s	s	s
G477	Retail sale of other goods in specialized stores	21	23,406	-	-	-	23,406
III - Central Luzon		628	921,665	59,733	10,503	43,885	807,544
G451	Sale of motor vehicles	39	144,307	-	316	-	143,991
G452	Maintenance and repair of motor vehicles	7	127	-	105	-	22

Continued

TABLE 4a.3 --Continued

2009 PSIC Code	Region/ Industry Description	Number of Establishments	Other Income				
			Total	Foreign Exchange Gains	Gain from Sale of Assets	Gain from Sale of Investments and Marketable Securities	Others
		(1)	(2)	(3)	(4)	(5)	(6)
G453	Sale of motor vehicle parts and accessories	5	-	-	-	-	-
G454	Sale, maintenance and repair of motorcycles and related parts and accessories	20	27,528	-	58	-	27,469
G461	Wholesale on a fee or contract basis	s	s	s	s	s	s
G462	Wholesale of agricultural raw materials and live animals	15	808	-	262	-	546
G463	Wholesale of food, beverages and tobacco	67	87,968	10,033	8,955	-	68,980
G464	Wholesale of household goods	32	8,889	-	2	-	8,887
G465	Wholesale of machinery, equipment and supplies	5	599	32	323	-	244
G466	Other specialized wholesale	38	21,038	9,967	427	7,567	3,077
G469	Non-specialized wholesale trade	s	s	s	s	s	s
G471	Retail sale in non-specialized stores	177	485,751	33,558	54	36,318	415,821
G472	Retail sale of food, beverages and tobacco in specialized stores	10	54,678	-	-	-	54,678
G473	Retail sale of automotive fuel in specialized stores	51	-	-	-	-	-
G474	Retail sale of information and communications equipment in specialized stores	5	-	-	-	-	-
G475	Retail sale of other household equipment in specialized stores	84	53,280	357	-	-	52,923
G476	Retail sale of cultural and recreation goods in specialized stores	6	887	-	-	-	887
G477	Retail sale of other goods in specialized stores	63	29,870	41	-	-	29,829
IVA - CALABARZON		875	1,179,665	316,866	63,603	2,491	796,705
G451	Sale of motor vehicles	35	258,231	-	738	-	257,493
G452	Maintenance and repair of motor vehicles	17	-	-	-	-	-
G453	Sale of motor vehicle parts and accessories	16	89,304	31,318	12,121	-	45,865
G454	Sale, maintenance and repair of motorcycles and related parts and accessories	21	-	-	-	-	-
G461	Wholesale on a fee or contract basis	s	s	s	s	s	s
G462	Wholesale of agricultural raw materials and live animals	3	3	-	-	-	3
G463	Wholesale of food, beverages and tobacco	78	57,020	2,099	18,296	-	36,625
G464	Wholesale of household goods	37	30,417	104	484	-	29,828
G465	Wholesale of machinery, equipment and supplies	30	209,168	175,003	3,212	-	30,953
G466	Other specialized wholesale	57	27,287	7,404	11,490	-	8,394
G469	Non-specialized wholesale trade	s	s	s	s	s	s
G471	Retail sale in non-specialized stores	234	403,661	95,312	859	2,491	305,000
G472	Retail sale of food, beverages and tobacco in specialized stores	14	9	-	9	-	-
G473	Retail sale of automotive fuel in specialized stores	82	33,656	-	16,377	-	17,279

Continued

TABLE 4a.3 --Continued

2009 PSIC Code	Region/ Industry Description	Number of Establishments	Other Income				
			Total	Foreign Exchange Gains	Gain from Sale of Assets	Gain from Sale of Investments and Marketable Securities	Others
G474	Retail sale of information and communications equipment in specialized stores	7	19,750	-	-	-	19,750
G475	Retail sale of other household equipment in specialized stores	131	18,870	806	-	-	18,063
G476	Retail sale of cultural and recreation goods in specialized stores	s	s	s	s	s	s
G477	Retail sale of other goods in specialized stores	108	28,248	908	17	-	27,323
IVB - MIMAROPA		108	41,513	8,207	544	-	32,762
G451	Sale of motor vehicles	s	s	s	s	s	s
G453	Sale of motor vehicle parts and accessories	s	s	s	s	s	s
G454	Sale, maintenance and repair of motorcycles and related parts and accessories	8	181	-	181	-	-
G462	Wholesale of agricultural raw materials and live animals	11	207	-	-	-	207
G463	Wholesale of food, beverages and tobacco	30	32,298	8,126	76	-	24,096
G464	Wholesale of household goods	s	s	s	s	s	s
G466	Other specialized wholesale	s	s	s	s	s	s
G471	Retail sale in non-specialized stores	30	2,236	81	-	-	2,155
G472	Retail sale of food, beverages and tobacco in specialized stores	s	s	s	s	s	s
G473	Retail sale of automotive fuel in specialized stores	3	-	-	-	-	-
G474	Retail sale of information and communications equipment in specialized stores	3	-	-	-	-	-
G475	Retail sale of other household equipment in specialized stores	10	873	-	287	-	586
G477	Retail sale of other goods in specialized stores	6	3,243	-	-	-	3,243
V - Bicol		244	135,223	9,240	7,911	-	118,073
G451	Sale of motor vehicles	3	25,744	-	-	-	25,744
G452	Maintenance and repair of motor vehicles	s	s	s	s	s	s
G453	Sale of motor vehicle parts and accessories	s	s	s	s	s	s
G454	Sale, maintenance and repair of motorcycles and related parts and accessories	7	-	-	-	-	-
G461	Wholesale on a fee or contract basis	s	s	s	s	s	s
G462	Wholesale of agricultural raw materials and live animals	4	-	-	-	-	-
G463	Wholesale of food, beverages and tobacco	49	34,046	2,919	7,893	-	23,235
G464	Wholesale of household goods	17	10,576	14	-	-	10,562
G465	Wholesale of machinery, equipment and supplies	s	s	s	s	s	s
G466	Other specialized wholesale	4	-	-	-	-	-

Continued

TABLE 4a.3 --Continued

2009 PSIC Code	Region/ Industry Description	Number of Establishments	Other Income				
			Total	Foreign Exchange Gains	Gain from Sale of Assets	Gain from Sale of Investments and Marketable Securities	Others
		(1)	(2)	(3)	(4)	(5)	(6)
G471	Retail sale in non-specialized stores	66	17,764	6,307	18	-	11,438
G472	Retail sale of food, beverages and tobacco in specialized stores	s	s	s	s	s	s
G473	Retail sale of automotive fuel in specialized stores	6	-	-	-	-	-
G474	Retail sale of information and communications equipment in specialized stores	3	2,887	-	-	-	2,887
G475	Retail sale of other household equipment in specialized stores	26	-	-	-	-	-
G476	Retail sale of cultural and recreation goods in specialized stores	s	s	s	s	s	s
G477	Retail sale of other goods in specialized stores	50	44,207	-	-	-	44,207
VI - Western Visayas		454	414,834	30,261	8,993	-	375,580
G451	Sale of motor vehicles	21	48,541	-	-	-	48,541
G452	Maintenance and repair of motor vehicles	4	-	-	-	-	-
G453	Sale of motor vehicle parts and accessories	6	-	-	-	-	-
G454	Sale, maintenance and repair of motorcycles and related parts and accessories	18	6,539	-	406	-	6,133
G462	Wholesale of agricultural raw materials and live animals	s	s	s	s	s	s
G463	Wholesale of food, beverages and tobacco	60	38,250	4,443	4,903	-	28,904
G464	Wholesale of household goods	24	33,952	63	2,888	-	31,002
G465	Wholesale of machinery, equipment and supplies	6	37,211	1,203	4	-	36,003
G466	Other specialized wholesale	11	35,199	4,618	792	-	29,789
G471	Retail sale in non-specialized stores	115	159,507	18,799	-	-	140,709
G472	Retail sale of food, beverages and tobacco in specialized stores	10	-	-	-	-	-
G473	Retail sale of automotive fuel in specialized stores	15	-	-	-	-	-
G474	Retail sale of information and communications equipment in specialized stores	7	-	-	-	-	-
G475	Retail sale of other household equipment in specialized stores	97	42,977	823	-	-	42,154
G476	Retail sale of cultural and recreation goods in specialized stores	s	s	s	s	s	s
G477	Retail sale of other goods in specialized stores	57	11,385	314	-	-	11,071
VII - Central Visayas		710	946,140	75,899	13,412	74	856,755
G451	Sale of motor vehicles	44	497,122	-	9,270	-	487,852
G452	Maintenance and repair of motor vehicles	8	-	-	-	-	-
G453	Sale of motor vehicle parts and accessories	21	-	-	-	-	-
G454	Sale, maintenance and repair of motorcycles and related parts and accessories	28	1,944	-	700	-	1,244

Continued

TABLE 4a.3 --Continued

2009 PSIC Code	Region/ Industry Description	Number of Establishments	Other Income				
			Total	Foreign Exchange Gains	Gain from Sale of Assets	Gain from Sale of Investments and Marketable Securities	Others
		(1)	(2)	(3)	(4)	(5)	(6)
G461	Wholesale on a fee or contract basis	7	12	12	-	-	-
G462	Wholesale of agricultural raw materials and live animals	7	956	83	-	-	873
G463	Wholesale of food, beverages and tobacco	58	22,001	5,023	47	-	16,931
G464	Wholesale of household goods	51	27,933	3,162	131	74	24,566
G465	Wholesale of machinery, equipment and supplies	32	14,589	3,553	1,835	-	9,200
G466	Other specialized wholesale	54	107,541	3,644	101	-	103,796
G469	Non-specialized wholesale trade	s	s	s	s	s	s
G471	Retail sale in non-specialized stores	126	217,889	33,734	920	-	183,235
G472	Retail sale of food, beverages and tobacco in specialized stores	16	741	-	-	-	741
G473	Retail sale of automotive fuel in specialized stores	43	28,063	26,376	-	-	1,687
G474	Retail sale of information and communications equipment in specialized stores	19	-	-	-	-	-
G475	Retail sale of other household equipment in specialized stores	118	12,769	312	400	-	12,057
G476	Retail sale of cultural and recreation goods in specialized stores	11	5,590	-	-	-	5,590
G477	Retail sale of other goods in specialized stores	64	8,989	1	6	-	8,982
G479	Retail trade not in stores, stalls or markets	s	s	s	s	s	s
VIII - Eastern Visayas		158	71,853	3,938	2,408	-	65,507
G451	Sale of motor vehicles	3	12,356	-	2,044	-	10,312
G452	Maintenance and repair of motor vehicles	s	s	s	s	s	s
G453	Sale of motor vehicle parts and accessories	s	s	s	s	s	s
G454	Sale, maintenance and repair of motorcycles and related parts and accessories	5	-	-	-	-	-
G461	Wholesale on a fee or contract basis	s	s	s	s	s	s
G462	Wholesale of agricultural raw materials and live animals	6	65	-	-	-	65
G463	Wholesale of food, beverages and tobacco	33	41,343	3,113	36	-	38,194
G464	Wholesale of household goods	9	2,675	-	15	-	2,660
G466	Other specialized wholesale	4	-	-	-	-	-
G471	Retail sale in non-specialized stores	39	5,307	777	-	-	4,530
G472	Retail sale of food, beverages and tobacco in specialized stores	s	s	s	s	s	s
G473	Retail sale of automotive fuel in specialized stores	9	-	-	-	-	-
G474	Retail sale of information and communications equipment in specialized stores	s	s	s	s	s	s
G475	Retail sale of other household equipment in specialized stores	34	9,807	48	312	-	9,447

Continued

TABLE 4a.3 --Continued

2009 PSIC Code	Region/ Industry Description	Number of Establishments	Other Income				
			Total	Foreign Exchange Gains	Gain from Sale of Assets	Gain from Sale of Investments and Marketable Securities	Others
		(1)	(2)	(3)	(4)	(5)	(6)
G477	Retail sale of other goods in specialized stores	10	300	-	-	-	300
IX - Zamboanga Peninsula		159	40,538	2,947	40	-	37,551
G451	Sale of motor vehicles	s	s	s	s	s	s
G453	Sale of motor vehicle parts and accessories	s	s	s	s	s	s
G454	Sale, maintenance and repair of motorcycles and related parts and accessories	5	2,357	-	6	-	2,351
G461	Wholesale on a fee or contract basis	3	-	-	-	-	-
G462	Wholesale of agricultural raw materials and live animals	5	100	-	-	-	100
G463	Wholesale of food, beverages and tobacco	19	10,923	2,658	25	-	8,239
G464	Wholesale of household goods	13	-	-	-	-	-
G465	Wholesale of machinery, equipment and supplies	s	s	s	s	s	s
G466	Other specialized wholesale	4	-	-	-	-	-
G471	Retail sale in non-specialized stores	51	26,799	289	-	-	26,510
G472	Retail sale of food, beverages and tobacco in specialized stores	6	-	-	-	-	-
G473	Retail sale of automotive fuel in specialized stores	5	-	-	-	-	-
G475	Retail sale of other household equipment in specialized stores	25	118	-	9	-	109
G476	Retail sale of cultural and recreation goods in specialized stores	s	s	s	s	s	s
G477	Retail sale of other goods in specialized stores	17	242	-	-	-	242
X - Northern Mindanao		286	255,322	26,958	4,169	139	224,057
G451	Sale of motor vehicles	17	18,343	-	484	-	17,860
G452	Maintenance and repair of motor vehicles	s	s	s	s	s	s
G453	Sale of motor vehicle parts and accessories	11	-	-	-	-	-
G454	Sale, maintenance and repair of motorcycles and related parts and accessories	7	30	-	9	-	21
G462	Wholesale of agricultural raw materials and live animals	6	-	-	-	-	-
G463	Wholesale of food, beverages and tobacco	37	72,647	3,521	3,479	-	65,647
G464	Wholesale of household goods	21	7,254	2,780	139	139	4,197
G465	Wholesale of machinery, equipment and supplies	6	3,906	386	56	-	3,464
G466	Other specialized wholesale	16	37,162	2,085	3	-	35,075
G471	Retail sale in non-specialized stores	61	70,681	1,380	-	-	69,301

Continued

TABLE 4a.3 --Continued

2009 PSIC Code	Region/ Industry Description	Number of Establishments	Other Income				
			Total	Foreign Exchange Gains	Gain from Sale of Assets	Gain from Sale of Investments and Marketable Securities	Others
			(1)	(2)	(3)	(4)	(5)
G472	Retail sale of food, beverages and tobacco in specialized stores	7	85	-	-	-	85
G473	Retail sale of automotive fuel in specialized stores	15	17,743	16,676	-	-	1,067
G474	Retail sale of information and communications equipment in specialized stores	3	-	-	-	-	-
G475	Retail sale of other household equipment in specialized stores	49	25,757	129	-	-	25,628
G476	Retail sale of cultural and recreation goods in specialized stores	s	s	s	s	s	s
G477	Retail sale of other goods in specialized stores	25	1,477	-	-	-	1,477
XI - Davao		443	548,502	27,998	58,925	-	461,579
G451	Sale of motor vehicles	14	57,498	-	-	-	57,498
G452	Maintenance and repair of motor vehicles	11	-	-	-	-	-
G453	Sale of motor vehicle parts and accessories	13	-	-	-	-	-
G454	Sale, maintenance and repair of motorcycles and related parts and accessories	13	-	-	-	-	-
G461	Wholesale on a fee or contract basis	7	1,019	-	-	-	1,019
G462	Wholesale of agricultural raw materials and live animals	4	-	-	-	-	-
G463	Wholesale of food, beverages and tobacco	38	102,458	2,052	53,087	-	47,319
G464	Wholesale of household goods	26	12,563	53	3,882	-	8,629
G465	Wholesale of machinery, equipment and supplies	17	25,517	888	38	-	24,591
G466	Other specialized wholesale	31	139,034	16,376	16	-	122,643
G471	Retail sale in non-specialized stores	103	191,682	8,587	1,639	-	181,455
G472	Retail sale of food, beverages and tobacco in specialized stores	5	-	-	-	-	-
G473	Retail sale of automotive fuel in specialized stores	21	1,400	-	-	-	1,400
G474	Retail sale of information and communications equipment in specialized stores	7	-	-	-	-	-
G475	Retail sale of other household equipment in specialized stores	82	3,804	42	145	-	3,617
G476	Retail sale of cultural and recreation goods in specialized stores	6	3,074	-	117	-	2,957
G477	Retail sale of other goods in specialized stores	44	10,454	-	2	-	10,452
G479	Retail trade not in stores, stalls or markets	s	s	s	s	s	s
XII - SOCCSKSARGEN		219	254,789	6,176	4,325	-	244,288
G451	Sale of motor vehicles	5	89,208	-	-	-	89,208

Continued

TABLE 4a.3 --Continued

2009 PSIC Code	Region/ Industry Description	Number of Establishments	Other Income				
			Total	Foreign Exchange Gains	Gain from Sale of Assets	Gain from Sale of Investments and Marketable Securities	Others
			(1)	(2)	(3)	(4)	(5)
G452	Maintenance and repair of motor vehicles	s	s	s	s	s	s
G453	Sale of motor vehicle parts and accessories	5	-	-	-	-	-
G454	Sale, maintenance and repair of motorcycles and related parts and accessories	7	12,584	-	-	-	12,584
G462	Wholesale of agricultural raw materials and live animals	7	15,266	-	-	-	15,266
G463	Wholesale of food, beverages and tobacco	35	79,928	5,204	4,325	-	70,398
G464	Wholesale of household goods	10	8	-	-	-	8
G465	Wholesale of machinery, equipment and supplies	s	s	s	s	s	s
G466	Other specialized wholesale	s	s	s	s	s	s
G471	Retail sale in non-specialized stores	55	53,318	818	-	-	52,500
G472	Retail sale of food, beverages and tobacco in specialized stores	7	8	-	-	-	8
G473	Retail sale of automotive fuel in specialized stores	10	774	-	-	-	774
G474	Retail sale of information and communications equipment in specialized stores	s	s	s	s	s	s
G475	Retail sale of other household equipment in specialized stores	44	3,695	154	-	-	3,541
G476	Retail sale of cultural and recreation goods in specialized stores	s	s	s	s	s	s
G477	Retail sale of other goods in specialized stores	26	1	-	-	-	1
	XIII - Caraga	118	38,289	2,339	8,303	56	27,590
G451	Sale of motor vehicles	6	3,609	-	3,067	-	542
G452	Maintenance and repair of motor vehicles	s	s	s	s	s	s
G454	Sale, maintenance and repair of motorcycles and related parts and accessories	6	-	-	-	-	-
G462	Wholesale of agricultural raw materials and live animals	s	s	s	s	s	s
G463	Wholesale of food, beverages and tobacco	15	8,521	1,795	1,760	-	4,966
G464	Wholesale of household goods	10	497	-	440	56	-
G465	Wholesale of machinery, equipment and supplies	3	17,110	544	-	-	16,566
G466	Other specialized wholesale	4	56	-	-	-	56
G471	Retail sale in non-specialized stores	30	4,580	-	-	-	4,580
G472	Retail sale of food, beverages and tobacco in specialized stores	5	-	-	-	-	-
G473	Retail sale of automotive fuel in specialized stores	7	-	-	-	-	-
G474	Retail sale of information and communications equipment in specialized stores	s	s	s	s	s	s

Continued

TABLE 4a.3 --Concluded

2009 PSIC Code	Region/ Industry Description	Number of Establishments	Other Income				
			Total	Foreign Exchange Gains	Gain from Sale of Assets	Gain from Sale of Investments and Marketable Securities	Others
			(1)	(2)	(3)	(4)	(5)
G475	Retail sale of other household equipment in specialized stores	15	32	-	8	-	24
G477	Retail sale of other goods in specialized stores	12	3,396	-	3,028	-	368
ARMM		11	-	-	-	-	-
G462	Wholesale of agricultural raw materials and live animals	s	s	s	s	s	s
G463	Wholesale of food, beverages and tobacco	s	s	s	s	s	s
G466	Other specialized wholesale	s	s	s	s	s	s
G471	Retail sale in non-specialized stores	6	-	-	-	-	-
G473	Retail sale of automotive fuel in specialized stores	s	s	s	s	s	s

TABLE 4a.4 Number of Establishments and Gross Margin for Wholesale and Retail Trade; Repair of Motor Vehicles and Motorcycles Establishments with Total Employment of 20 and Over by Region and Industry Group: Philippines, 2017

(Values are in thousand pesos, except number of establishments. Details may not add-up to total due to rounding and/or statistical disclosure control.)

2009 PSIC Code	Region/ Industry Description	Number of Establishments	Gross Margin	Sale of Goods	Cost of Goods Sold
		(1)	(2)	(3)	(4)
PHILIPPINES		8,301	466,012,030	3,080,707,122	2,614,695,091
G451	Sale of motor vehicles	360	25,293,657	347,218,430	321,924,773
G452	Maintenance and repair of motor vehicles	114	22,983	173,178	150,195
G453	Sale of motor vehicle parts and accessories	204	5,678,522	31,677,987	25,999,464
G454	Sale, maintenance and repair of motorcycles and related parts and accessories	200	3,229,007	21,050,765	17,821,759
G461	Wholesale on a fee or contract basis	58	20,640	137,607	116,967
G462	Wholesale of agricultural raw materials and live animals	125	7,882,043	48,424,253	40,542,211
G463	Wholesale of food, beverages and tobacco	805	41,001,762	401,737,773	360,736,010
G464	Wholesale of household goods	855	93,615,821	462,716,764	369,100,943
G465	Wholesale of machinery, equipment and supplies	484	34,646,757	197,895,679	163,248,922
G466	Other specialized wholesale	544	42,438,301	292,424,453	249,986,152
G469	Non-specialized wholesale trade	15	935,333	4,611,060	3,675,726
G471	Retail sale in non-specialized stores	1,532	108,840,919	670,921,503	562,080,585
G472	Retail sale of food, beverages and tobacco in specialized stores	151	4,643,005	30,400,085	25,757,080
G473	Retail sale of automotive fuel in specialized stores	435	11,275,999	131,013,409	119,737,410
G474	Retail sale of information and communications equipment in specialized stores	151	5,749,068	46,243,208	40,494,141
G475	Retail sale of other household equipment in specialized stores	1,102	41,982,297	201,423,015	159,440,718
G476	Retail sale of cultural and recreation goods in specialized stores	116	3,981,248	15,387,155	11,405,907
G477	Retail sale of other goods in specialized stores	1,032	32,296,023	169,719,716	137,423,693
G479	Retail trade not in stores, stalls or markets	18	2,478,646	7,531,082	5,052,436
NCR		3,401	277,076,431	1,673,214,344	1,396,137,913
G451	Sale of motor vehicles	152	15,539,871	213,315,528	197,775,657
G452	Maintenance and repair of motor vehicles	60	1,224	14,420	13,196
G453	Sale of motor vehicle parts and accessories	110	3,866,809	19,030,736	15,163,927
G454	Sale, maintenance and repair of motorcycles and related parts and accessories	32	766,146	5,644,162	4,878,016
G461	Wholesale on a fee or contract basis	34	4,737	64,769	60,032
G462	Wholesale of agricultural raw materials and live animals	31	5,376,939	31,427,113	26,050,174
G463	Wholesale of food, beverages and tobacco	205	19,679,493	194,797,504	175,118,011
G464	Wholesale of household goods	584	80,823,440	360,316,178	279,492,739
G465	Wholesale of machinery, equipment and supplies	378	26,886,815	149,448,070	122,561,255
G466	Other specialized wholesale	304	25,745,372	192,588,521	166,843,149
G469	Non-specialized wholesale trade	12	647,799	2,585,986	1,938,187
G471	Retail sale in non-specialized stores	308	39,096,273	205,261,856	166,165,583
G472	Retail sale of food, beverages and tobacco in specialized stores	59	2,003,428	12,060,665	10,057,237

Continued

TABLE 4a.4 --Continued

2009 PSIC Code	Region/ Industry Description	Number of Establishments	Gross Margin	Sale of Goods	Cost of Goods Sold
		(1)	(2)	(3)	(4)
G473	Retail sale of automotive fuel in specialized stores	142	2,232,037	40,669,929	38,437,892
G474	Retail sale of information and communications equipment in specialized stores	84	4,126,951	32,793,939	28,666,988
G475	Retail sale of other household equipment in specialized stores	326	21,978,399	92,698,950	70,720,551
G476	Retail sale of cultural and recreation goods in specialized stores	76	3,211,033	12,076,129	8,865,095
G477	Retail sale of other goods in specialized stores	489	22,635,157	100,989,766	78,354,609
G479	Retail trade not in stores, stalls or markets	15	2,454,509	7,430,124	4,975,615
	CAR	71	2,715,213	20,419,974	17,704,761
G451	Sale of motor vehicles	s	s	s	s
G453	Sale of motor vehicle parts and accessories	s	s	s	s
G454	Sale, maintenance and repair of motorcycles and related parts and accessories	s	s	s	s
G462	Wholesale of agricultural raw materials and live animals	s	s	s	s
G463	Wholesale of food, beverages and tobacco	10	225,141	1,944,514	1,719,372
G464	Wholesale of household goods	s	s	s	s
G465	Wholesale of machinery, equipment and supplies	s	s	s	s
G466	Other specialized wholesale	s	s	s	s
G471	Retail sale in non-specialized stores	28	1,693,737	11,844,616	10,150,879
G473	Retail sale of automotive fuel in specialized stores	7	99,000	1,433,002	1,334,002
G474	Retail sale of information and communications equipment in specialized stores	s	s	s	s
G475	Retail sale of other household equipment in specialized stores	5	222,041	1,095,417	873,376
G477	Retail sale of other goods in specialized stores	9	134,018	1,013,070	879,052
	I - Ilocos	265	6,247,662	58,814,983	52,567,320
G451	Sale of motor vehicles	10	195,717	5,948,116	5,752,399
G452	Maintenance and repair of motor vehicles	s	s	s	s
G453	Sale of motor vehicle parts and accessories	7	57,075	557,411	500,336
G454	Sale, maintenance and repair of motorcycles and related parts and accessories	14	141,310	1,469,204	1,327,894
G462	Wholesale of agricultural raw materials and live animals	s	s	s	s
G463	Wholesale of food, beverages and tobacco	42	903,743	14,988,202	14,084,458
G464	Wholesale of household goods	11	228,765	3,041,608	2,812,843
G466	Other specialized wholesale	8	100,261	1,111,803	1,011,542
G471	Retail sale in non-specialized stores	77	2,506,419	20,077,540	17,571,121
G472	Retail sale of food, beverages and tobacco in specialized stores	4	224,911	1,493,886	1,268,975
G473	Retail sale of automotive fuel in specialized stores	10	130,723	1,301,889	1,171,165

Continued

TABLE 4a.4 --Continued

2009 PSIC Code	Region/ Industry Description	Number of Establishments	Gross Margin	Sale of Goods	Cost of Goods Sold
		(1)	(2)	(3)	(4)
G474	Retail sale of information and communications equipment in specialized stores	5	75,456	1,031,233	955,777
G475	Retail sale of other household equipment in specialized stores	38	1,212,006	5,047,564	3,835,558
G476	Retail sale of cultural and recreation goods in specialized stores	4	95,175	328,189	233,014
G477	Retail sale of other goods in specialized stores	31	370,296	2,398,398	2,028,101
II - Cagayan Valley		151	3,988,295	35,646,679	31,658,385
G451	Sale of motor vehicles	6	103,172	1,673,922	1,570,750
G453	Sale of motor vehicle parts and accessories	s	s	s	s
G454	Sale, maintenance and repair of motorcycles and related parts and accessories	8	117,102	527,507	410,405
G462	Wholesale of agricultural raw materials and live animals	17	313,184	2,770,490	2,457,306
G463	Wholesale of food, beverages and tobacco	28	967,904	12,336,706	11,368,802
G464	Wholesale of household goods	7	116,948	1,466,532	1,349,583
G465	Wholesale of machinery, equipment and supplies	s	s	s	s
G466	Other specialized wholesale	3	134,960	1,851,519	1,716,559
G471	Retail sale in non-specialized stores	26	1,017,525	7,296,112	6,278,588
G472	Retail sale of food, beverages and tobacco in specialized stores	3	62,648	669,531	606,884
G473	Retail sale of automotive fuel in specialized stores	8	79,329	1,139,622	1,060,293
G474	Retail sale of information and communications equipment in specialized stores	s	s	s	s
G475	Retail sale of other household equipment in specialized stores	18	519,802	2,419,516	1,899,715
G476	Retail sale of cultural and recreation goods in specialized stores	s	s	s	s
G477	Retail sale of other goods in specialized stores	21	424,026	2,597,696	2,173,670
III - Central Luzon		628	28,395,462	202,107,995	173,712,533
G451	Sale of motor vehicles	39	2,126,870	25,486,537	23,359,667
G452	Maintenance and repair of motor vehicles	7	-	-	-
G453	Sale of motor vehicle parts and accessories	5	82,072	977,537	895,464
G454	Sale, maintenance and repair of motorcycles and related parts and accessories	20	98,516	701,065	602,549
G461	Wholesale on a fee or contract basis	s	s	s	s
G462	Wholesale of agricultural raw materials and live animals	15	461,025	1,653,067	1,192,043
G463	Wholesale of food, beverages and tobacco	67	3,141,339	28,240,533	25,099,194
G464	Wholesale of household goods	32	1,381,840	8,824,095	7,442,255
G465	Wholesale of machinery, equipment and supplies	5	220,055	1,722,682	1,502,627
G466	Other specialized wholesale	38	2,133,026	16,806,372	14,673,345
G469	Non-specialized wholesale trade	s	s	s	s

Continued

TABLE 4a.4 --Continued

2009 PSIC Code	Region/ Industry Description	Number of Establishments	Gross Margin	Sale of Goods	Cost of Goods Sold
		(1)	(2)	(3)	(4)
G471	Retail sale in non-specialized stores	177	12,935,133	80,468,217	67,533,084
G472	Retail sale of food, beverages and tobacco in specialized stores	10	444,905	3,825,194	3,380,289
G473	Retail sale of automotive fuel in specialized stores	51	390,943	3,332,944	2,942,001
G474	Retail sale of information and communications equipment in specialized stores	5	86,329	1,008,552	922,223
G475	Retail sale of other household equipment in specialized stores	84	3,185,393	15,510,452	12,325,059
G476	Retail sale of cultural and recreation goods in specialized stores	6	91,718	310,353	218,635
G477	Retail sale of other goods in specialized stores	63	1,450,804	12,155,061	10,704,257
IVA - CALABARZON		875	39,855,962	307,644,030	267,788,068
G451	Sale of motor vehicles	35	1,866,097	26,118,344	24,252,247
G452	Maintenance and repair of motor vehicles	17	-	-	-
G453	Sale of motor vehicle parts and accessories	16	757,697	5,308,727	4,551,030
G454	Sale, maintenance and repair of motorcycles and related parts and accessories	21	244,371	1,825,706	1,581,335
G461	Wholesale on a fee or contract basis	s	s	s	s
G462	Wholesale of agricultural raw materials and live animals	3	37,477	699,417	661,941
G463	Wholesale of food, beverages and tobacco	78	3,130,800	29,089,970	25,959,170
G464	Wholesale of household goods	37	2,059,985	17,691,183	15,631,198
G465	Wholesale of machinery, equipment and supplies	30	4,283,546	28,930,283	24,646,737
G466	Other specialized wholesale	57	1,918,565	9,321,257	7,402,692
G469	Non-specialized wholesale trade	s	s	s	s
G471	Retail sale in non-specialized stores	234	15,489,283	105,063,368	89,574,085
G472	Retail sale of food, beverages and tobacco in specialized stores	14	338,151	2,650,866	2,312,715
G473	Retail sale of automotive fuel in specialized stores	82	2,623,742	37,670,327	35,046,586
G474	Retail sale of information and communications equipment in specialized stores	7	192,240	2,784,009	2,591,769
G475	Retail sale of other household equipment in specialized stores	131	4,288,719	19,980,881	15,692,162
G476	Retail sale of cultural and recreation goods in specialized stores	s	s	s	s
G477	Retail sale of other goods in specialized stores	108	2,503,774	19,730,862	17,227,088
IVB - MIMAROPA		108	2,066,207	18,486,645	16,420,438
G451	Sale of motor vehicles	s	s	s	s
G453	Sale of motor vehicle parts and accessories	s	s	s	s
G454	Sale, maintenance and repair of motorcycles and related parts and accessories	8	125,551	726,395	600,844
G462	Wholesale of agricultural raw materials and live animals	11	57,611	174,837	117,226

Continued

TABLE 4a.4 --Continued

2009 PSIC Code	Region/ Industry Description	Number of Establishments	Gross Margin	Sale of Goods	Cost of Goods Sold
		(1)	(2)	(3)	(4)
G463	Wholesale of food, beverages and tobacco	30	597,241	6,452,940	5,855,699
G464	Wholesale of household goods	s	s	s	s
G466	Other specialized wholesale	s	s	s	s
G471	Retail sale in non-specialized stores	30	741,761	5,343,365	4,601,604
G472	Retail sale of food, beverages and tobacco in specialized stores	s	s	s	s
G473	Retail sale of automotive fuel in specialized stores	3	34,489	956,592	922,103
G474	Retail sale of information and communications equipment in specialized stores	3	181,911	1,678,632	1,496,721
G475	Retail sale of other household equipment in specialized stores	10	173,551	1,318,021	1,144,470
G477	Retail sale of other goods in specialized stores	6	77,853	1,085,958	1,008,105
V - Bicol		244	6,851,216	60,450,647	53,599,431
G451	Sale of motor vehicles	3	187,192	2,729,330	2,542,138
G452	Maintenance and repair of motor vehicles	s	s	s	s
G453	Sale of motor vehicle parts and accessories	s	s	s	s
G454	Sale, maintenance and repair of motorcycles and related parts and accessories	7	320,503	2,326,442	2,005,939
G461	Wholesale on a fee or contract basis	s	s	s	s
G462	Wholesale of agricultural raw materials and live animals	4	227,734	1,545,926	1,318,192
G463	Wholesale of food, beverages and tobacco	49	1,646,396	14,806,991	13,160,595
G464	Wholesale of household goods	17	393,392	5,832,128	5,438,736
G465	Wholesale of machinery, equipment and supplies	s	s	s	s
G466	Other specialized wholesale	4	67,059	1,190,207	1,123,148
G471	Retail sale in non-specialized stores	66	3,041,128	23,560,413	20,519,285
G472	Retail sale of food, beverages and tobacco in specialized stores	s	s	s	s
G473	Retail sale of automotive fuel in specialized stores	6	62,355	335,780	273,424
G474	Retail sale of information and communications equipment in specialized stores	3	54,319	692,746	638,427
G475	Retail sale of other household equipment in specialized stores	26	270,775	2,447,833	2,177,058
G476	Retail sale of cultural and recreation goods in specialized stores	s	s	s	s
G477	Retail sale of other goods in specialized stores	50	451,477	4,145,816	3,694,338
VI - Western Visayas		454	16,921,328	125,079,842	108,158,514
G451	Sale of motor vehicles	21	647,933	12,549,173	11,901,240
G452	Maintenance and repair of motor vehicles	4	-	-	-
G453	Sale of motor vehicle parts and accessories	6	107,830	545,944	438,113
G454	Sale, maintenance and repair of motorcycles and related parts and accessories	18	597,362	1,970,503	1,373,141

Continued

TABLE 4a.4 --Continued

2009 PSIC Code	Region/ Industry Description	Number of Establishments	Gross Margin	Sale of Goods	Cost of Goods Sold
		(1)	(2)	(3)	(4)
G462	Wholesale of agricultural raw materials and live animals	s	s	s	s
G463	Wholesale of food, beverages and tobacco	60	1,733,809	20,055,287	18,321,478
G464	Wholesale of household goods	24	1,965,514	10,247,242	8,281,729
G465	Wholesale of machinery, equipment and supplies	6	135,717	1,194,161	1,058,443
G466	Other specialized wholesale	11	1,261,806	10,292,212	9,030,406
G471	Retail sale in non-specialized stores	115	6,469,845	43,155,827	36,685,982
G472	Retail sale of food, beverages and tobacco in specialized stores	10	227,403	1,244,599	1,017,196
G473	Retail sale of automotive fuel in specialized stores	15	60,892	1,181,821	1,120,928
G474	Retail sale of information and communications equipment in specialized stores	7	62,758	512,187	449,429
G475	Retail sale of other household equipment in specialized stores	97	2,850,439	15,723,005	12,872,565
G476	Retail sale of cultural and recreation goods in specialized stores	s	s	s	s
G477	Retail sale of other goods in specialized stores	57	669,281	5,142,212	4,472,931
VII - Central Visayas		710	29,479,357	215,333,411	185,854,054
G451	Sale of motor vehicles	44	2,113,298	28,694,911	26,581,613
G452	Maintenance and repair of motor vehicles	8	-	-	-
G453	Sale of motor vehicle parts and accessories	21	244,996	1,438,421	1,193,425
G454	Sale, maintenance and repair of motorcycles and related parts and accessories	28	296,137	2,098,992	1,802,855
G461	Wholesale on a fee or contract basis	7	14,008	63,839	49,830
G462	Wholesale of agricultural raw materials and live animals	7	395,482	2,561,640	2,166,158
G463	Wholesale of food, beverages and tobacco	58	1,669,303	20,625,748	18,956,444
G464	Wholesale of household goods	51	1,946,284	21,419,676	19,473,392
G465	Wholesale of machinery, equipment and supplies	32	948,142	4,808,536	3,860,394
G466	Other specialized wholesale	54	3,650,294	20,058,257	16,407,962
G469	Non-specialized wholesale trade	s	s	s	s
G471	Retail sale in non-specialized stores	126	9,717,287	60,359,965	50,642,678
G472	Retail sale of food, beverages and tobacco in specialized stores	16	377,527	2,988,009	2,610,482
G473	Retail sale of automotive fuel in specialized stores	43	3,506,147	24,874,196	21,368,050
G474	Retail sale of information and communications equipment in specialized stores	19	666,213	3,321,204	2,654,991
G475	Retail sale of other household equipment in specialized stores	118	2,668,056	14,954,799	12,286,743
G476	Retail sale of cultural and recreation goods in specialized stores	11	288,005	1,008,427	720,423
G477	Retail sale of other goods in specialized stores	64	955,639	5,817,403	4,861,764
G479	Retail trade not in stores, stalls or markets	s	s	s	s

Continued

TABLE 4a.4 --Continued

2009 PSIC Code	Region/ Industry Description	Number of Establishments	Gross Margin	Sale of Goods	Cost of Goods Sold
		(1)	(2)	(3)	(4)
VIII - Eastern Visayas		158	3,983,596	34,275,589	30,291,994
G451	Sale of motor vehicles	3	70,100	1,014,821	944,721
G452	Maintenance and repair of motor vehicles	s	s	s	s
G453	Sale of motor vehicle parts and accessories	s	s	s	s
G454	Sale, maintenance and repair of motorcycles and related parts and accessories	5	28,450	279,715	251,266
G461	Wholesale on a fee or contract basis	s	s	s	s
G462	Wholesale of agricultural raw materials and live animals	6	77,080	779,265	702,185
G463	Wholesale of food, beverages and tobacco	33	921,985	10,651,243	9,729,258
G464	Wholesale of household goods	9	355,888	4,620,370	4,264,481
G466	Other specialized wholesale	4	290,197	1,074,055	783,858
G471	Retail sale in non-specialized stores	39	1,584,782	9,283,033	7,698,251
G472	Retail sale of food, beverages and tobacco in specialized stores	s	s	s	s
G473	Retail sale of automotive fuel in specialized stores	9	113,064	3,227,328	3,114,265
G474	Retail sale of information and communications equipment in specialized stores	s	s	s	s
G475	Retail sale of other household equipment in specialized stores	34	427,177	2,466,284	2,039,107
G477	Retail sale of other goods in specialized stores	10	77,091	450,434	373,343
IX - Zamboanga Peninsula		159	3,134,312	25,294,577	22,160,265
G451	Sale of motor vehicles	s	s	s	s
G453	Sale of motor vehicle parts and accessories	s	s	s	s
G454	Sale, maintenance and repair of motorcycles and related parts and accessories	5	34,665	408,342	373,677
G461	Wholesale on a fee or contract basis	3	-	-	-
G462	Wholesale of agricultural raw materials and live animals	5	60,336	356,815	296,479
G463	Wholesale of food, beverages and tobacco	19	452,576	4,254,898	3,802,322
G464	Wholesale of household goods	13	343,885	3,884,222	3,540,337
G465	Wholesale of machinery, equipment and supplies	s	s	s	s
G466	Other specialized wholesale	4	55,240	241,150	185,910
G471	Retail sale in non-specialized stores	51	1,370,369	8,606,971	7,236,602
G472	Retail sale of food, beverages and tobacco in specialized stores	6	127,246	1,501,831	1,374,585
G473	Retail sale of automotive fuel in specialized stores	5	46,181	986,748	940,567
G475	Retail sale of other household equipment in specialized stores	25	448,097	2,721,486	2,273,388
G476	Retail sale of cultural and recreation goods in specialized stores	s	s	s	s
G477	Retail sale of other goods in specialized stores	17	117,793	1,616,619	1,498,826

Continued

TABLE 4a.4 --Continued

2009 PSIC Code	Region/ Industry Description	Number of Establishments	Gross Margin	Sale of Goods	Cost of Goods Sold
		(1)	(2)	(3)	(4)
X - Northern Mindanao		286	14,888,378	87,970,686	73,082,308
G451	Sale of motor vehicles	17	630,729	8,007,599	7,376,870
G452	Maintenance and repair of motor vehicles	s	s	s	s
G453	Sale of motor vehicle parts and accessories	11	266,093	1,463,464	1,197,371
G454	Sale, maintenance and repair of motorcycles and related parts and accessories	7	63,809	343,132	279,322
G462	Wholesale of agricultural raw materials and live animals	6	328,061	2,294,302	1,966,241
G463	Wholesale of food, beverages and tobacco	37	1,415,163	13,473,736	12,058,573
G464	Wholesale of household goods	21	2,553,946	9,440,271	6,886,324
G465	Wholesale of machinery, equipment and supplies	6	905,457	2,800,468	1,895,011
G466	Other specialized wholesale	16	1,423,069	6,690,468	5,267,399
G471	Retail sale in non-specialized stores	61	3,771,692	22,285,709	18,514,017
G472	Retail sale of food, beverages and tobacco in specialized stores	7	356,214	1,466,899	1,110,685
G473	Retail sale of automotive fuel in specialized stores	15	1,586,726	8,958,812	7,372,086
G474	Retail sale of information and communications equipment in specialized stores	3	53,480	419,993	366,513
G475	Retail sale of other household equipment in specialized stores	49	1,168,128	6,848,004	5,679,876
G476	Retail sale of cultural and recreation goods in specialized stores	s	s	s	s
G477	Retail sale of other goods in specialized stores	25	341,400	3,340,240	2,998,841
XI - Davao		443	21,513,978	143,987,762	122,473,784
G451	Sale of motor vehicles	14	1,239,951	11,961,003	10,721,053
G452	Maintenance and repair of motor vehicles	11	9,631	21,694	12,063
G453	Sale of motor vehicle parts and accessories	13	138,061	1,128,095	990,034
G454	Sale, maintenance and repair of motorcycles and related parts and accessories	13	234,719	1,086,447	851,727
G461	Wholesale on a fee or contract basis	7	477	2,587	2,110
G462	Wholesale of agricultural raw materials and live animals	4	141,077	1,151,252	1,010,175
G463	Wholesale of food, beverages and tobacco	38	2,571,764	13,250,247	10,678,482
G464	Wholesale of household goods	26	1,039,919	11,286,368	10,246,449
G465	Wholesale of machinery, equipment and supplies	17	940,080	7,308,642	6,368,563
G466	Other specialized wholesale	31	5,485,569	30,022,417	24,536,847
G471	Retail sale in non-specialized stores	103	6,105,900	44,885,363	38,779,463
G472	Retail sale of food, beverages and tobacco in specialized stores	5	47,196	114,193	66,997
G473	Retail sale of automotive fuel in specialized stores	21	154,121	2,267,278	2,113,158
G474	Retail sale of information and communications equipment in specialized stores	7	56,736	542,007	485,272
G475	Retail sale of other household equipment in specialized stores	82	1,637,558	11,401,166	9,763,608

Continued

TABLE 4a.4 --Continued

2009 PSIC Code	Region/ Industry Description	Number of Establishments	Gross Margin	Sale of Goods	Cost of Goods Sold
		(1)	(2)	(3)	(4)
G476	Retail sale of cultural and recreation goods in specialized stores	6	159,925	956,161	796,237
G477	Retail sale of other goods in specialized stores	44	1,537,951	6,529,708	4,991,757
G479	Retail trade not in stores, stalls or markets	s	s	s	s
XII - SOCCSKSARGEN		219	5,143,399	42,404,687	37,261,288
G451	Sale of motor vehicles	5	246,641	5,259,278	5,012,636
G452	Maintenance and repair of motor vehicles	s	s	s	s
G453	Sale of motor vehicle parts and accessories	5	87,173	599,139	511,967
G454	Sale, maintenance and repair of motorcycles and related parts and accessories	7	109,281	1,323,191	1,213,911
G462	Wholesale of agricultural raw materials and live animals	7	239,760	1,167,310	927,550
G463	Wholesale of food, beverages and tobacco	35	1,078,585	10,316,743	9,238,157
G464	Wholesale of household goods	10	164,415	2,015,109	1,850,694
G465	Wholesale of machinery, equipment and supplies	s	s	s	s
G466	Other specialized wholesale	s	s	s	s
G471	Retail sale in non-specialized stores	55	1,902,179	12,533,390	10,631,211
G472	Retail sale of food, beverages and tobacco in specialized stores	7	246,491	927,114	680,623
G473	Retail sale of automotive fuel in specialized stores	10	84,985	1,475,788	1,390,803
G474	Retail sale of information and communications equipment in specialized stores	s	s	s	s
G475	Retail sale of other household equipment in specialized stores	44	714,121	5,168,840	4,454,719
G476	Retail sale of cultural and recreation goods in specialized stores	s	s	s	s
G477	Retail sale of other goods in specialized stores	26	219,307	1,152,982	933,676
XIII - Caraga		118	3,630,556	28,266,857	24,636,301
G451	Sale of motor vehicles	6	221,973	2,204,274	1,982,301
G452	Maintenance and repair of motor vehicles	s	s	s	s
G454	Sale, maintenance and repair of motorcycles and related parts and accessories	6	46,026	281,371	235,345
G462	Wholesale of agricultural raw materials and live animals	s	s	s	s
G463	Wholesale of food, beverages and tobacco	15	857,521	6,264,957	5,407,437
G464	Wholesale of household goods	10	153,512	2,222,902	2,069,390
G465	Wholesale of machinery, equipment and supplies	3	135,629	701,349	565,720
G466	Other specialized wholesale	4	114,040	494,435	380,394
G471	Retail sale in non-specialized stores	30	1,348,341	10,456,608	9,108,267
G472	Retail sale of food, beverages and tobacco in specialized stores	5	85,846	717,418	631,573
G473	Retail sale of automotive fuel in specialized stores	7	60,635	1,136,876	1,076,241

Continued

TABLE 4a.4 --Concluded

2009 PSIC Code	Region/ Industry Description	Number of Establishments	Gross Margin	Sale of Goods	Cost of Goods Sold
		(1)	(2)	(3)	(4)
G474	Retail sale of information and communications equipment in specialized stores	s	s	s	s
G475	Retail sale of other household equipment in specialized stores	15	218,035	1,620,798	1,402,763
G477	Retail sale of other goods in specialized stores	12	330,155	1,553,491	1,223,335
ARMM		11	120,680	1,308,415	1,187,734
G462	Wholesale of agricultural raw materials and live animals	s	s	s	s
G463	Wholesale of food, beverages and tobacco	s	s	s	s
G466	Other specialized wholesale	s	s	s	s
G471	Retail sale in non-specialized stores	6	49,265	439,148	389,883
G473	Retail sale of automotive fuel in specialized stores	s	s	s	s

TABLE 5a Number of Establishments and Expense by Type for Wholesale and Retail Trade; Repair of Motor Vehicles and Motorcycles Establishments with Total Employment of 20 and Over by Region and Industry Group: Philippines, 2017

(Values are in thousand pesos, except number of establishments. Details may not add-up to total due to rounding and/or statistical disclosure control.)

2009 PSIC Code	Region/ Industry Description	Number of Establishments	Expense				
			Total	Cost of Goods Sold	Total Compensation	Materials and Supplies	Fuels, Lubricants, Oils and Greases
		(1)	(2)	(3)	(4)	(5)	(6)
PHILIPPINES		8,301	3,035,540,069	2,614,695,091	106,313,259	19,830,476	7,215,152
G451	Sale of motor vehicles	360	346,772,365	321,924,773	6,289,473	586,466	304,467
G452	Maintenance and repair of motor vehicles	114	7,863,174	150,195	593,584	5,724,038	54,888
G453	Sale of motor vehicle parts and accessories	204	31,102,027	25,999,464	1,737,044	141,989	113,215
G454	Sale, maintenance and repair of motorcycles and related parts and accessories	200	20,638,823	17,821,759	1,393,251	115,102	49,760
G461	Wholesale on a fee or contract basis	58	7,239,221	116,967	434,526	3,506,934	30,548
G462	Wholesale of agricultural raw materials and live animals	125	44,521,147	40,542,211	906,087	113,754	152,411
G463	Wholesale of food, beverages and tobacco	805	406,018,943	360,736,010	10,189,118	1,035,989	1,135,906
G464	Wholesale of household goods	855	441,117,098	369,100,943	19,271,516	1,290,228	1,524,926
G465	Wholesale of machinery, equipment and supplies	484	198,543,552	163,248,922	10,683,985	925,149	663,824
G466	Other specialized wholesale	544	281,760,036	249,986,152	6,836,235	832,201	869,975
G469	Non-specialized wholesale trade	15	4,375,384	3,675,726	307,326	18,503	35,879
G471	Retail sale in non-specialized stores	1,532	662,478,338	562,080,585	23,824,910	3,069,802	820,445
G472	Retail sale of food, beverages and tobacco in specialized stores	151	29,707,085	25,757,080	1,045,957	209,976	133,694
G473	Retail sale of automotive fuel in specialized stores	435	128,953,885	119,737,410	2,130,200	556,626	91,388
G474	Retail sale of information and communications equipment in specialized stores	151	45,591,642	40,494,141	1,800,572	92,510	69,913
G475	Retail sale of other household equipment in specialized stores	1,102	189,523,212	159,440,718	7,887,522	728,559	735,672
G476	Retail sale of cultural and recreation goods in specialized stores	116	14,886,718	11,405,907	929,039	76,790	42,681
G477	Retail sale of other goods in specialized stores	1,032	166,783,433	137,423,693	9,588,317	754,113	360,907
G479	Retail trade not in stores, stalls or markets	18	7,663,984	5,052,436	464,596	51,748	24,652
NCR		3,401	1,648,617,604	1,396,137,913	63,276,640	12,837,404	3,657,409
G451	Sale of motor vehicles	152	213,208,444	197,775,657	3,754,552	326,602	142,043
G452	Maintenance and repair of motor vehicles	60	6,399,936	13,196	362,766	5,212,763	30,722
G453	Sale of motor vehicle parts and accessories	110	18,770,262	15,163,927	1,106,205	99,696	57,996
G454	Sale, maintenance and repair of motorcycles and related parts and accessories	32	5,642,896	4,878,016	344,163	15,964	16,749
G461	Wholesale on a fee or contract basis	34	4,111,419	60,032	279,661	2,350,295	16,686
G462	Wholesale of agricultural raw materials and live animals	31	28,113,603	26,050,174	374,542	35,847	69,430
G463	Wholesale of food, beverages and tobacco	205	194,951,744	175,118,011	3,865,111	283,104	266,094
G464	Wholesale of household goods	584	343,835,017	279,492,739	16,738,493	1,069,032	1,212,995
G465	Wholesale of machinery, equipment and supplies	378	150,391,444	122,561,255	8,739,705	833,164	554,855
G466	Other specialized wholesale	304	187,333,870	166,843,149	5,010,554	516,743	547,441

Continued

TABLE 5a --Continued

2009 PSIC Code	Region/ Industry Description	Number of Establishments	Expense				
			Total	Cost of Goods Sold	Total Compensation	Materials and Supplies	Fuels, Lubricants, Oils and Greases
			(1)	(2)	(3)	(4)	(5)
G469	Non-specialized wholesale trade	12	2,367,756	1,938,187	256,288	15,281	27,961
G471	Retail sale in non-specialized stores	308	204,638,299	166,165,583	8,050,527	970,101	169,183
G472	Retail sale of food, beverages and tobacco in specialized stores	59	11,788,066	10,057,237	509,555	48,653	59,943
G473	Retail sale of automotive fuel in specialized stores	142	40,631,913	38,437,892	845,558	72,172	5,065
G474	Retail sale of information and communications equipment in specialized stores	84	32,867,365	28,666,988	1,497,529	66,517	48,013
G475	Retail sale of other household equipment in specialized stores	326	85,227,402	70,720,551	3,781,920	289,103	168,223
G476	Retail sale of cultural and recreation goods in specialized stores	76	11,754,169	8,865,095	751,635	61,338	34,084
G477	Retail sale of other goods in specialized stores	489	99,009,960	78,354,609	6,549,061	519,548	205,826
G479	Retail trade not in stores, stalls or markets	15	7,574,039	4,975,615	458,814	51,480	24,100
CAR		71	19,831,180	17,704,761	598,287	49,543	31,015
G451	Sale of motor vehicles	s	s	s	s	s	s
G453	Sale of motor vehicle parts and accessories	s	s	s	s	s	s
G454	Sale, maintenance and repair of motorcycles and related parts and accessories	s	s	s	s	s	s
G462	Wholesale of agricultural raw materials and live animals	s	s	s	s	s	s
G463	Wholesale of food, beverages and tobacco	10	2,033,013	1,719,372	89,334	5,376	6,307
G464	Wholesale of household goods	s	s	s	s	s	s
G465	Wholesale of machinery, equipment and supplies	s	s	s	s	s	s
G466	Other specialized wholesale	s	s	s	s	s	s
G471	Retail sale in non-specialized stores	28	11,459,195	10,150,879	293,629	33,293	12,324
G473	Retail sale of automotive fuel in specialized stores	7	1,414,970	1,334,002	50,656	1,012	346
G474	Retail sale of information and communications equipment in specialized stores	s	s	s	s	s	s
G475	Retail sale of other household equipment in specialized stores	5	963,755	873,376	30,387	1,202	2,184
G477	Retail sale of other goods in specialized stores	9	1,017,114	879,052	45,570	5,051	5,670
I - Ilocos		265	58,596,101	52,567,320	1,716,347	211,209	166,733
G451	Sale of motor vehicles	10	5,880,898	5,752,399	57,755	20,042	2,759
G452	Maintenance and repair of motor vehicles	s	s	s	s	s	s
G453	Sale of motor vehicle parts and accessories	7	569,216	500,336	34,969	2,885	2,555
G454	Sale, maintenance and repair of motorcycles and related parts and accessories	14	1,461,552	1,327,894	98,337	3,153	1,099
G462	Wholesale of agricultural raw materials and live animals	s	s	s	s	s	s
G463	Wholesale of food, beverages and tobacco	42	15,424,950	14,084,458	300,458	40,261	76,152

Continued

TABLE 5a --Continued

2009 PSIC Code	Region/ Industry Description	Number of Establishments	Expense				
			Total	Cost of Goods Sold	Total Compensation	Materials and Supplies	Fuels, Lubricants, Oils and Greases
		(1)	(2)	(3)	(4)	(5)	(6)
G464	Wholesale of household goods	11	3,037,062	2,812,843	96,498	8,478	8,516
G466	Other specialized wholesale	8	1,118,795	1,011,542	40,574	3,800	7,200
G471	Retail sale in non-specialized stores	77	19,837,657	17,571,121	572,885	70,648	21,486
G472	Retail sale of food, beverages and tobacco in specialized stores	4	1,479,993	1,268,975	58,911	3,390	4,303
G473	Retail sale of automotive fuel in specialized stores	10	1,245,320	1,171,165	43,068	1,453	3,967
G474	Retail sale of information and communications equipment in specialized stores	5	987,007	955,777	16,980	1,489	599
G475	Retail sale of other household equipment in specialized stores	38	4,767,629	3,835,558	236,052	27,258	20,522
G476	Retail sale of cultural and recreation goods in specialized stores	4	311,038	233,014	19,783	293	-
G477	Retail sale of other goods in specialized stores	31	2,440,760	2,028,101	133,872	18,515	16,791
II - Cagayan Valley		151	35,821,693	31,658,385	1,093,016	115,089	140,948
G451	Sale of motor vehicles	6	1,655,850	1,570,750	36,249	2,054	2,680
G453	Sale of motor vehicle parts and accessories	s	s	s	s	s	s
G454	Sale, maintenance and repair of motorcycles and related parts and accessories	8	493,852	410,405	31,489	1,254	1,913
G462	Wholesale of agricultural raw materials and live animals	17	2,737,704	2,457,306	82,712	17,617	17,412
G463	Wholesale of food, beverages and tobacco	28	12,974,357	11,368,802	405,795	23,171	46,727
G464	Wholesale of household goods	7	1,450,639	1,349,583	40,215	1,222	4,256
G465	Wholesale of machinery, equipment and supplies	s	s	s	s	s	s
G466	Other specialized wholesale	3	1,841,889	1,716,559	17,993	1,126	3,700
G471	Retail sale in non-specialized stores	26	7,175,051	6,278,588	195,664	28,991	13,126
G472	Retail sale of food, beverages and tobacco in specialized stores	3	657,990	606,884	21,756	7,889	1,382
G473	Retail sale of automotive fuel in specialized stores	8	1,125,268	1,060,293	27,680	828	12,750
G474	Retail sale of information and communications equipment in specialized stores	s	s	s	s	s	s
G475	Retail sale of other household equipment in specialized stores	18	2,335,417	1,899,715	103,184	13,128	24,213
G476	Retail sale of cultural and recreation goods in specialized stores	s	s	s	s	s	s
G477	Retail sale of other goods in specialized stores	21	2,501,379	2,173,670	92,903	15,720	7,534
III - Central Luzon		628	197,766,982	173,712,533	5,957,115	1,181,268	522,484
G451	Sale of motor vehicles	39	24,904,889	23,359,667	539,401	81,818	49,569
G452	Maintenance and repair of motor vehicles	7	136,198	-	43,226	22,563	1,527
G453	Sale of motor vehicle parts and accessories	5	972,840	895,464	42,799	1,626	4,407

Continued

TABLE 5a --Continued

2009 PSIC Code	Region/ Industry Description	Number of Establishments	Expense				
			Total	Cost of Goods Sold	Total Compensation	Materials and Supplies	Fuels, Lubricants, Oils and Greases
		(1)	(2)	(3)	(4)	(5)	(6)
G454	Sale, maintenance and repair of motorcycles and related parts and accessories	20	771,280	602,549	97,584	2,074	3,804
G461	Wholesale on a fee or contract basis	s	s	s	s	s	s
G462	Wholesale of agricultural raw materials and live animals	15	1,546,741	1,192,043	97,222	2,672	5,364
G463	Wholesale of food, beverages and tobacco	67	28,702,739	25,099,194	853,496	164,403	114,458
G464	Wholesale of household goods	32	8,209,921	7,442,255	253,055	22,717	37,480
G465	Wholesale of machinery, equipment and supplies	5	1,573,412	1,502,627	30,832	1,914	4,432
G466	Other specialized wholesale	38	15,850,463	14,673,345	222,593	65,924	66,684
G469	Non-specialized wholesale trade	s	s	s	s	s	s
G471	Retail sale in non-specialized stores	177	78,545,535	67,533,084	2,571,196	523,376	89,076
G472	Retail sale of food, beverages and tobacco in specialized stores	10	3,631,543	3,380,289	57,908	3,468	10,325
G473	Retail sale of automotive fuel in specialized stores	51	3,336,101	2,942,001	205,915	19,989	5,649
G474	Retail sale of information and communications equipment in specialized stores	5	982,375	922,223	17,078	569	3,225
G475	Retail sale of other household equipment in specialized stores	84	14,460,516	12,325,059	408,820	59,595	96,915
G476	Retail sale of cultural and recreation goods in specialized stores	6	287,999	218,635	25,569	999	166
G477	Retail sale of other goods in specialized stores	63	12,336,629	10,704,257	443,264	31,454	22,330
IVA - CALABARZON		875	305,610,376	267,788,068	9,100,631	1,601,505	515,003
G451	Sale of motor vehicles	35	25,936,025	24,252,247	476,565	32,526	30,271
G452	Maintenance and repair of motor vehicles	17	734,344	-	63,344	315,176	15,517
G453	Sale of motor vehicle parts and accessories	16	5,150,356	4,551,030	203,142	12,238	14,932
G454	Sale, maintenance and repair of motorcycles and related parts and accessories	21	1,815,905	1,581,335	133,745	4,639	4,696
G461	Wholesale on a fee or contract basis	s	s	s	s	s	s
G462	Wholesale of agricultural raw materials and live animals	3	692,226	661,941	14,595	312	1,766
G463	Wholesale of food, beverages and tobacco	78	29,256,951	25,959,170	974,197	96,606	89,058
G464	Wholesale of household goods	37	17,035,331	15,631,198	518,759	36,638	70,745
G465	Wholesale of machinery, equipment and supplies	30	28,775,359	24,646,737	962,999	49,556	46,920
G466	Other specialized wholesale	57	8,909,358	7,402,692	397,411	41,984	33,989
G469	Non-specialized wholesale trade	s	s	s	s	s	s
G471	Retail sale in non-specialized stores	234	104,293,481	89,574,085	3,137,101	465,423	62,926
G472	Retail sale of food, beverages and tobacco in specialized stores	14	2,622,057	2,312,715	67,322	1,977	9,707
G473	Retail sale of automotive fuel in specialized stores	82	37,218,273	35,046,586	426,862	19,672	23,250
G474	Retail sale of information and communications equipment in specialized stores	7	2,806,282	2,591,769	38,450	1,378	4,335

Continued

TABLE 5a --Continued

2009 PSIC Code	Region/ Industry Description	Number of Establishments	Expense				
			Total	Cost of Goods Sold	Total Compensation	Materials and Supplies	Fuels, Lubricants, Oils and Greases
		(1)	(2)	(3)	(4)	(5)	(6)
G475	Retail sale of other household equipment in specialized stores	131	19,235,331	15,692,162	605,518	75,253	72,303
G476	Retail sale of cultural and recreation goods in specialized stores	s	s	s	s	s	s
G477	Retail sale of other goods in specialized stores	108	19,919,221	17,227,088	1,041,511	76,241	31,217
IVB - MIMAROPA		108	19,053,897	16,420,438	666,843	60,489	75,038
G451	Sale of motor vehicles	s	s	s	s	s	s
G453	Sale of motor vehicle parts and accessories	s	s	s	s	s	s
G454	Sale, maintenance and repair of motorcycles and related parts and accessories	8	668,091	600,844	54,093	1,327	493
G462	Wholesale of agricultural raw materials and live animals	11	170,732	117,226	19,222	6,225	3,386
G463	Wholesale of food, beverages and tobacco	30	7,452,738	5,855,699	268,177	26,390	47,706
G464	Wholesale of household goods	s	s	s	s	s	s
G466	Other specialized wholesale	s	s	s	s	s	s
G471	Retail sale in non-specialized stores	30	5,111,252	4,601,604	212,152	13,702	11,982
G472	Retail sale of food, beverages and tobacco in specialized stores	s	s	s	s	s	s
G473	Retail sale of automotive fuel in specialized stores	3	953,829	922,103	12,547	1,452	662
G474	Retail sale of information and communications equipment in specialized stores	3	1,574,699	1,496,721	12,722	1,324	1,456
G475	Retail sale of other household equipment in specialized stores	10	1,295,250	1,144,470	34,114	3,722	6,661
G477	Retail sale of other goods in specialized stores	6	1,080,750	1,008,105	21,669	4,595	1,593
V - Bicol		244	60,152,248	53,599,431	1,703,764	301,683	163,506
G451	Sale of motor vehicles	3	2,770,177	2,542,138	47,988	2,955	1,267
G452	Maintenance and repair of motor vehicles	s	s	s	s	s	s
G453	Sale of motor vehicle parts and accessories	s	s	s	s	s	s
G454	Sale, maintenance and repair of motorcycles and related parts and accessories	7	2,274,940	2,005,939	67,904	3,635	3,264
G461	Wholesale on a fee or contract basis	s	s	s	s	s	s
G462	Wholesale of agricultural raw materials and live animals	4	1,462,006	1,318,192	72,851	30,313	4,447
G463	Wholesale of food, beverages and tobacco	49	15,132,405	13,160,595	507,626	51,332	95,984
G464	Wholesale of household goods	17	5,804,384	5,438,736	115,512	17,816	13,451
G465	Wholesale of machinery, equipment and supplies	s	s	s	s	s	s
G466	Other specialized wholesale	4	1,178,278	1,123,148	16,040	11,031	8,191
G471	Retail sale in non-specialized stores	66	23,118,192	20,519,285	569,560	142,280	12,673

Continued

TABLE 5a --Continued

2009 PSIC Code	Region/ Industry Description	Number of Establishments	Expense				
			Total	Cost of Goods Sold	Total Compensation	Materials and Supplies	Fuels, Lubricants, Oils and Greases
		(1)	(2)	(3)	(4)	(5)	(6)
G472	Retail sale of food, beverages and tobacco in specialized stores	s	s	s	s	s	s
G473	Retail sale of automotive fuel in specialized stores	6	318,885	273,424	18,466	1,734	3,688
G474	Retail sale of information and communications equipment in specialized stores	3	676,588	638,427	10,223	345	466
G475	Retail sale of other household equipment in specialized stores	26	2,440,460	2,177,058	103,794	7,104	9,021
G476	Retail sale of cultural and recreation goods in specialized stores	s	s	s	s	s	s
G477	Retail sale of other goods in specialized stores	50	4,171,602	3,694,338	134,925	10,570	8,153
VI - Western Visayas		454	121,610,446	108,158,514	3,631,827	425,870	268,717
G451	Sale of motor vehicles	21	12,507,712	11,901,240	141,233	6,850	11,243
G452	Maintenance and repair of motor vehicles	4	65,385	-	12,424	42,342	778
G453	Sale of motor vehicle parts and accessories	6	536,336	438,113	33,755	6,841	1,834
G454	Sale, maintenance and repair of motorcycles and related parts and accessories	18	1,572,840	1,373,141	165,562	1,255	200
G462	Wholesale of agricultural raw materials and live animals	s	s	s	s	s	s
G463	Wholesale of food, beverages and tobacco	60	19,890,503	18,321,478	412,687	29,893	60,780
G464	Wholesale of household goods	24	9,196,322	8,281,729	277,815	25,050	28,697
G465	Wholesale of machinery, equipment and supplies	6	1,256,706	1,058,443	51,367	1,834	2,637
G466	Other specialized wholesale	11	9,976,233	9,030,406	113,614	49,216	11,693
G471	Retail sale in non-specialized stores	115	42,364,575	36,685,982	1,523,879	156,452	61,099
G472	Retail sale of food, beverages and tobacco in specialized stores	10	1,223,353	1,017,196	63,606	22,535	5,840
G473	Retail sale of automotive fuel in specialized stores	15	1,172,123	1,120,928	23,420	1,289	2,419
G474	Retail sale of information and communications equipment in specialized stores	7	504,958	449,429	26,260	1,799	1,245
G475	Retail sale of other household equipment in specialized stores	97	15,043,865	12,872,565	519,006	60,828	55,585
G476	Retail sale of cultural and recreation goods in specialized stores	s	s	s	s	s	s
G477	Retail sale of other goods in specialized stores	57	5,071,642	4,472,931	249,559	18,944	22,616
VII - Central Visayas		710	212,081,003	185,854,054	7,015,128	1,013,773	442,240
G451	Sale of motor vehicles	44	29,327,531	26,581,613	581,363	32,197	36,922
G452	Maintenance and repair of motor vehicles	8	102,868	-	52,231	13,607	1,938
G453	Sale of motor vehicle parts and accessories	21	1,434,309	1,193,425	111,710	13,243	10,579
G454	Sale, maintenance and repair of motorcycles and related parts and accessories	28	2,113,873	1,802,855	156,099	5,294	3,853

Continued

TABLE 5a --Continued

2009 PSIC Code	Region/ Industry Description	Number of Establishments	Expense				
			Total	Cost of Goods Sold	Total Compensation	Materials and Supplies	Fuels, Lubricants, Oils and Greases
		(1)	(2)	(3)	(4)	(5)	(6)
G461	Wholesale on a fee or contract basis	7	276,517	49,830	37,487	55,329	4,955
G462	Wholesale of agricultural raw materials and live animals	7	2,369,623	2,166,158	34,902	2,575	7,177
G463	Wholesale of food, beverages and tobacco	58	20,944,859	18,956,444	523,020	65,841	84,753
G464	Wholesale of household goods	51	21,047,321	19,473,392	506,407	38,350	38,928
G465	Wholesale of machinery, equipment and supplies	32	4,873,563	3,860,394	321,568	23,339	8,455
G466	Other specialized wholesale	54	19,133,961	16,407,962	379,176	88,087	75,780
G469	Non-specialized wholesale trade	s	s	s	s	s	s
G471	Retail sale in non-specialized stores	126	59,212,954	50,642,678	2,579,006	236,090	58,798
G472	Retail sale of food, beverages and tobacco in specialized stores	16	2,966,264	2,610,482	110,627	38,182	10,140
G473	Retail sale of automotive fuel in specialized stores	43	23,891,726	21,368,050	259,714	269,247	15,369
G474	Retail sale of information and communications equipment in specialized stores	19	2,908,974	2,654,991	113,446	15,304	3,802
G475	Retail sale of other household equipment in specialized stores	118	14,498,557	12,286,743	828,939	89,018	70,249
G476	Retail sale of cultural and recreation goods in specialized stores	11	906,392	720,423	50,647	5,586	2,322
G477	Retail sale of other goods in specialized stores	64	5,837,242	4,861,764	359,443	21,861	7,119
G479	Retail trade not in stores, stalls or markets	s	s	s	s	s	s
VIII - Eastern Visayas		158	33,571,495	30,291,994	1,004,426	135,505	123,700
G451	Sale of motor vehicles	3	1,025,916	944,721	16,798	1,754	743
G452	Maintenance and repair of motor vehicles	s	s	s	s	s	s
G453	Sale of motor vehicle parts and accessories	s	s	s	s	s	s
G454	Sale, maintenance and repair of motorcycles and related parts and accessories	5	279,383	251,266	18,478	149	416
G461	Wholesale on a fee or contract basis	s	s	s	s	s	s
G462	Wholesale of agricultural raw materials and live animals	6	781,448	702,185	22,915	5,123	17,360
G463	Wholesale of food, beverages and tobacco	33	11,078,058	9,729,258	342,165	38,341	49,923
G464	Wholesale of household goods	9	4,552,257	4,264,481	105,851	14,281	19,774
G466	Other specialized wholesale	4	860,640	783,858	27,272	13,531	5,999
G471	Retail sale in non-specialized stores	39	8,507,188	7,698,251	277,616	34,520	12,079
G472	Retail sale of food, beverages and tobacco in specialized stores	s	s	s	s	s	s
G473	Retail sale of automotive fuel in specialized stores	9	3,209,013	3,114,265	43,323	638	3,228
G474	Retail sale of information and communications equipment in specialized stores	s	s	s	s	s	s
G475	Retail sale of other household equipment in specialized stores	34	2,377,867	2,039,107	107,605	8,924	13,143
G477	Retail sale of other goods in specialized stores	10	430,794	373,343	25,090	1,949	25

Continued

TABLE 5a --Continued

2009 PSIC Code	Region/ Industry Description	Number of Establishments	Expense				
			Total	Cost of Goods Sold	Total Compensation	Materials and Supplies	Fuels, Lubricants, Oils and Greases
		(1)	(2)	(3)	(4)	(5)	(6)
IX - Zamboanga Peninsula		159	25,777,954	22,160,265	921,253	342,399	120,492
G451	Sale of motor vehicles	s	s	s	s	s	s
G453	Sale of motor vehicle parts and accessories	s	s	s	s	s	s
G454	Sale, maintenance and repair of motorcycles and related parts and accessories	5	477,356	373,677	19,873	61,833	781
G461	Wholesale on a fee or contract basis	3	300,617	-	33,552	214,839	1,049
G462	Wholesale of agricultural raw materials and live animals	5	349,711	296,479	10,304	3,955	6,241
G463	Wholesale of food, beverages and tobacco	19	4,509,460	3,802,322	138,373	7,723	14,951
G464	Wholesale of household goods	13	3,842,141	3,540,337	98,944	8,559	21,845
G465	Wholesale of machinery, equipment and supplies	s	s	s	s	s	s
G466	Other specialized wholesale	4	210,250	185,910	10,205	370	1,192
G471	Retail sale in non-specialized stores	51	8,641,611	7,236,602	384,680	31,808	20,397
G472	Retail sale of food, beverages and tobacco in specialized stores	6	1,472,951	1,374,585	32,871	2,434	5,012
G473	Retail sale of automotive fuel in specialized stores	5	972,464	940,567	10,070	555	1,349
G475	Retail sale of other household equipment in specialized stores	25	2,655,775	2,273,388	102,293	8,390	43,303
G476	Retail sale of cultural and recreation goods in specialized stores	s	s	s	s	s	s
G477	Retail sale of other goods in specialized stores	17	1,601,574	1,498,826	49,806	841	3,143
X - Northern Mindanao		286	84,547,728	73,082,308	2,595,348	466,417	365,003
G451	Sale of motor vehicles	17	7,965,994	7,376,870	191,652	18,325	9,648
G452	Maintenance and repair of motor vehicles	s	s	s	s	s	s
G453	Sale of motor vehicle parts and accessories	11	1,339,327	1,197,371	68,975	1,848	8,406
G454	Sale, maintenance and repair of motorcycles and related parts and accessories	7	334,115	279,322	27,805	883	1,254
G462	Wholesale of agricultural raw materials and live animals	6	2,210,045	1,966,241	32,844	3,152	1,288
G463	Wholesale of food, beverages and tobacco	37	13,482,855	12,058,573	357,974	53,819	58,395
G464	Wholesale of household goods	21	7,645,129	6,886,324	141,486	21,329	22,444
G465	Wholesale of machinery, equipment and supplies	6	2,745,984	1,895,011	217,121	2,175	12,626
G466	Other specialized wholesale	16	6,142,256	5,267,399	213,212	13,029	33,662
G471	Retail sale in non-specialized stores	61	22,327,058	18,514,017	887,067	124,238	150,871
G472	Retail sale of food, beverages and tobacco in specialized stores	7	1,462,468	1,110,685	34,895	41,674	7,633
G473	Retail sale of automotive fuel in specialized stores	15	8,582,580	7,372,086	62,314	161,327	6,803
G474	Retail sale of information and communications equipment in specialized stores	3	403,039	366,513	13,942	1,152	970
G475	Retail sale of other household equipment in specialized stores	49	6,416,077	5,679,876	209,334	18,591	42,557

Continued

TABLE 5a --Continued

2009 PSIC Code	Region/ Industry Description	Number of Establishments	Expense				
			Total	Cost of Goods Sold	Total Compensation	Materials and Supplies	Fuels, Lubricants, Oils and Greases
		(1)	(2)	(3)	(4)	(5)	(6)
G476	Retail sale of cultural and recreation goods in specialized stores	s	s	s	s	s	s
G477	Retail sale of other goods in specialized stores	25	3,348,826	2,998,841	121,949	4,425	7,595
XI - Davao		443	141,001,209	122,473,784	4,573,711	791,393	366,518
G451	Sale of motor vehicles	14	11,898,262	10,721,053	285,392	48,163	11,030
G452	Maintenance and repair of motor vehicles	11	214,769	12,063	40,060	79,893	2,988
G453	Sale of motor vehicle parts and accessories	13	1,118,316	990,034	67,693	1,515	7,389
G454	Sale, maintenance and repair of motorcycles and related parts and accessories	13	1,078,039	851,727	106,384	7,844	8,841
G461	Wholesale on a fee or contract basis	7	1,606,907	2,110	40,581	321,282	4,056
G462	Wholesale of agricultural raw materials and live animals	4	1,131,844	1,010,175	30,784	1,358	4,421
G463	Wholesale of food, beverages and tobacco	38	13,064,250	10,678,482	616,258	104,497	56,455
G464	Wholesale of household goods	26	10,885,642	10,246,449	236,885	18,704	30,094
G465	Wholesale of machinery, equipment and supplies	17	7,263,977	6,368,563	234,262	8,270	22,926
G466	Other specialized wholesale	31	28,063,119	24,536,847	315,345	23,835	56,522
G471	Retail sale in non-specialized stores	103	44,028,281	38,779,463	1,715,863	114,261	60,012
G472	Retail sale of food, beverages and tobacco in specialized stores	5	109,862	66,997	25,770	2,671	2,465
G473	Retail sale of automotive fuel in specialized stores	21	2,249,960	2,113,158	62,377	2,143	4,006
G474	Retail sale of information and communications equipment in specialized stores	7	535,400	485,272	22,593	712	903
G475	Retail sale of other household equipment in specialized stores	82	11,142,013	9,763,608	538,237	32,281	73,482
G476	Retail sale of cultural and recreation goods in specialized stores	6	955,579	796,237	38,199	6,284	3,539
G477	Retail sale of other goods in specialized stores	44	5,591,979	4,991,757	195,486	17,574	17,081
G479	Retail trade not in stores, stalls or markets	s	s	s	s	s	s
XII - SOCCSKSARGEN		219	42,962,610	37,261,288	1,567,453	215,151	141,411
G451	Sale of motor vehicles	5	5,307,229	5,012,636	82,112	8,194	3,985
G452	Maintenance and repair of motor vehicles	s	s	s	s	s	s
G453	Sale of motor vehicle parts and accessories	5	567,873	511,967	34,846	624	2,413
G454	Sale, maintenance and repair of motorcycles and related parts and accessories	7	1,339,475	1,213,911	42,690	4,792	1,119
G462	Wholesale of agricultural raw materials and live animals	7	1,136,108	927,550	76,308	3,810	8,065
G463	Wholesale of food, beverages and tobacco	35	10,923,263	9,238,157	392,636	22,349	42,705
G464	Wholesale of household goods	10	2,000,008	1,850,694	38,489	1,553	4,612
G465	Wholesale of machinery, equipment and supplies	s	s	s	s	s	s

Continued

TABLE 5a --Continued

2009 PSIC Code	Region/ Industry Description	Number of Establishments	Expense				
			Total	Cost of Goods Sold	Total Compensation	Materials and Supplies	Fuels, Lubricants, Oils and Greases
		(1)	(2)	(3)	(4)	(5)	(6)
G466	Other specialized wholesale	S	S	S	S	S	S
G471	Retail sale in non-specialized stores	55	12,693,776	10,631,211	544,518	99,688	39,759
G472	Retail sale of food, beverages and tobacco in specialized stores	7	912,662	680,623	29,449	27,545	4,528
G473	Retail sale of automotive fuel in specialized stores	10	1,462,601	1,390,803	18,545	2,062	2,492
G474	Retail sale of information and communications equipment in specialized stores	S	S	S	S	S	S
G475	Retail sale of other household equipment in specialized stores	44	5,046,126	4,454,719	215,337	24,606	28,103
G476	Retail sale of cultural and recreation goods in specialized stores	S	S	S	S	S	S
G477	Retail sale of other goods in specialized stores	26	1,097,604	933,676	68,912	4,105	1,487
XIII - Caraga		118	27,251,409	24,636,301	852,421	79,415	110,706
G451	Sale of motor vehicles	6	2,117,326	1,982,301	53,721	2,610	1,390
G452	Maintenance and repair of motor vehicles	S	S	S	S	S	S
G454	Sale, maintenance and repair of motorcycles and related parts and accessories	6	276,539	235,345	26,542	819	1,235
G462	Wholesale of agricultural raw materials and live animals	S	S	S	S	S	S
G463	Wholesale of food, beverages and tobacco	15	6,011,298	5,407,437	140,152	22,067	23,599
G464	Wholesale of household goods	10	2,189,902	2,069,390	63,134	5,918	11,001
G465	Wholesale of machinery, equipment and supplies	3	718,438	565,720	59,133	1,116	7,841
G466	Other specialized wholesale	4	469,240	380,394	48,791	1,395	14,378
G471	Retail sale in non-specialized stores	30	10,097,214	9,108,267	286,674	23,803	24,032
G472	Retail sale of food, beverages and tobacco in specialized stores	5	710,648	631,573	19,534	6,977	10,135
G473	Retail sale of automotive fuel in specialized stores	7	1,106,522	1,076,241	17,514	815	269
G474	Retail sale of information and communications equipment in specialized stores	S	S	S	S	S	S
G475	Retail sale of other household equipment in specialized stores	15	1,617,172	1,402,763	62,984	9,558	9,207
G477	Retail sale of other goods in specialized stores	12	1,326,357	1,223,335	55,298	2,721	2,725
ARMM		11	1,286,135	1,187,734	39,049	2,361	4,230
G462	Wholesale of agricultural raw materials and live animals	S	S	S	S	S	S
G463	Wholesale of food, beverages and tobacco	S	S	S	S	S	S
G466	Other specialized wholesale	S	S	S	S	S	S
G471	Retail sale in non-specialized stores	6	427,017	389,883	22,891	1,130	622
G473	Retail sale of automotive fuel in specialized stores	S	S	S	S	S	S

Continued

TABLE 5a --Continued

2009 PSIC Code	Region/ Industry Description	Expense						
		Electricity	Water	Non-Industrial Services Done by Others	Industrial Services Done by Others	Taxes on Products and Other Taxes on Production	Interest Expense	Research and Development
		(7)	(8)	(9)	(10)	(11)	(12)	(13)
	PHILIPPINES	21,761,223	3,905,334	149,691,648	22,901,402	25,859,837	21,074,313	105,974
G451	Sale of motor vehicles	585,946	113,636	9,682,668	1,465,916	1,625,340	1,318,706	774
G452	Maintenance and repair of motor vehicles	55,496	19,312	724,140	291,630	60,958	55,928	-
G453	Sale of motor vehicle parts and accessories	101,849	21,973	1,364,604	720,431	336,745	153,968	882
G454	Sale, maintenance and repair of motorcycles and related parts and accessories	62,592	12,655	649,819	70,813	214,954	67,721	-
G461	Wholesale on a fee or contract basis	40,805	10,371	2,813,723	140,468	65,526	28,623	-
G462	Wholesale of agricultural raw materials and live animals	99,247	29,983	1,870,455	179,639	139,010	150,933	18,982
G463	Wholesale of food, beverages and tobacco	867,986	112,055	13,470,689	2,207,805	1,644,465	10,583,696	54
G464	Wholesale of household goods	1,285,579	228,425	31,187,825	3,682,174	5,023,064	1,576,577	11,459
G465	Wholesale of machinery, equipment and supplies	471,284	110,311	10,572,340	2,444,059	2,483,940	1,588,821	65,965
G466	Other specialized wholesale	673,927	199,516	11,978,270	2,126,162	2,676,245	1,397,635	1,727
G469	Non-specialized wholesale trade	12,117	2,860	213,072	16,540	17,766	9,176	3,224
G471	Retail sale in non-specialized stores	12,667,432	1,839,618	35,954,945	4,523,409	7,654,543	1,985,209	1,161
G472	Retail sale of food, beverages and tobacco in specialized stores	166,872	32,760	1,601,597	190,290	151,327	101,719	1
G473	Retail sale of automotive fuel in specialized stores	597,942	76,817	2,331,979	397,021	246,415	943,007	198
G474	Retail sale of information and communications equipment in specialized stores	120,717	20,463	2,021,027	353,821	242,788	106,936	-
G475	Retail sale of other household equipment in specialized stores	2,093,170	734,920	9,363,094	2,560,824	1,592,753	353,344	72
G476	Retail sale of cultural and recreation goods in specialized stores	222,974	36,418	1,621,428	135,501	198,827	30,825	1,246
G477	Retail sale of other goods in specialized stores	1,607,913	297,558	10,858,320	1,173,100	1,429,192	579,027	229
G479	Retail trade not in stores, stalls or markets	27,376	5,682	1,411,653	221,799	55,979	42,460	
	NCR	9,054,644	1,695,664	98,426,608	13,980,504	16,518,783	9,034,220	83,112
G451	Sale of motor vehicles	319,622	58,252	6,108,480	972,942	1,067,454	849,111	-
G452	Maintenance and repair of motor vehicles	32,030	9,388	485,883	79,020	37,992	25,851	-
G453	Sale of motor vehicle parts and accessories	60,682	14,239	995,110	667,178	248,098	85,533	882
G454	Sale, maintenance and repair of motorcycles and related parts and accessories	11,089	2,765	209,662	18,540	48,136	41,715	-
G461	Wholesale on a fee or contract basis	16,145	4,043	1,203,363	107,348	34,627	9,973	-
G462	Wholesale of agricultural raw materials and live animals	46,111	16,737	1,192,714	86,742	50,370	85,451	53
G463	Wholesale of food, beverages and tobacco	345,765	52,660	7,711,683	974,818	693,808	3,468,007	54
G464	Wholesale of household goods	1,058,695	188,680	28,658,636	3,260,320	4,336,448	1,405,470	10,394
G465	Wholesale of machinery, equipment and supplies	391,874	82,695	8,832,308	1,767,191	2,113,649	1,288,440	65,965
G466	Other specialized wholesale	419,945	113,012	8,149,879	1,455,147	1,269,307	761,176	1,476
G469	Non-specialized wholesale trade	11,660	1,565	66,151	13,861	16,784	2,012	3,224

Continued

TABLE 5a --Continued

2009 PSIC Code	Region/ Industry Description	Expense						
		Electricity	Water	Non-Industrial Services Done by Others	Industrial Services Done by Others	Taxes on Products and Other Taxes on Production	Interest Expense	Research and Development
		(7)	(8)	(9)	(10)	(11)	(12)	(13)
G471	Retail sale in non-specialized stores	3,925,323	570,955	15,812,271	1,445,487	4,337,224	188,986	-
G472	Retail sale of food, beverages and tobacco in specialized stores	90,531	10,543	589,161	116,616	50,131	51,143	1
G473	Retail sale of automotive fuel in specialized stores	135,421	46,249	611,463	146,245	34,066	81,782	198
G474	Retail sale of information and communications equipment in specialized stores	93,949	16,966	1,610,788	337,405	212,714	88,594	-
G475	Retail sale of other household equipment in specialized stores	773,408	247,646	5,298,714	1,328,467	751,195	138,444	-
G476	Retail sale of cultural and recreation goods in specialized stores	168,437	32,658	1,373,773	107,375	168,429	27,048	710
G477	Retail sale of other goods in specialized stores	1,126,895	221,054	8,108,855	874,932	992,970	393,024	154
G479	Retail trade not in stores, stalls or markets	27,062	5,556	1,407,716	220,870	55,382	42,460	-
CAR		125,892	35,906	858,593	74,446	67,560	99,894	-
G451	Sale of motor vehicles	s	s	s	s	s	s	s
G453	Sale of motor vehicle parts and accessories	s	s	s	s	s	s	s
G454	Sale, maintenance and repair of motorcycles and related parts and accessories	s	s	s	s	s	s	s
G462	Wholesale of agricultural raw materials and live animals	s	s	s	s	s	s	s
G463	Wholesale of food, beverages and tobacco	9,195	790	77,505	18,819	4,470	80,619	-
G464	Wholesale of household goods	s	s	s	s	s	s	s
G465	Wholesale of machinery, equipment and supplies	s	s	s	s	s	s	s
G466	Other specialized wholesale	s	s	s	s	s	s	s
G471	Retail sale in non-specialized stores	97,887	31,407	655,013	38,715	28,991	12,413	-
G473	Retail sale of automotive fuel in specialized stores	2,537	1,096	20,998	917	532	-	-
G474	Retail sale of information and communications equipment in specialized stores	s	s	s	s	s	s	s
G475	Retail sale of other household equipment in specialized stores	6,556	1,106	33,417	860	1,913	1,458	-
G477	Retail sale of other goods in specialized stores	5,500	349	38,019	4,371	4,718	1,681	-
I - Ilocos		568,875	145,734	1,662,340	307,830	261,907	571,769	-
G451	Sale of motor vehicles	4,969	618	18,191	1,113	3,336	7,640	-
G452	Maintenance and repair of motor vehicles	s	s	s	s	s	s	s
G453	Sale of motor vehicle parts and accessories	2,191	977	16,804	861	2,413	1,523	-
G454	Sale, maintenance and repair of motorcycles and related parts and accessories	4,407	454	20,805	61	4,695	35	-
G462	Wholesale of agricultural raw materials and live animals	s	s	s	s	s	s	s
G463	Wholesale of food, beverages and tobacco	17,451	3,387	255,679	27,508	58,228	495,630	-
G464	Wholesale of household goods	5,019	846	58,863	4,990	4,998	9,467	-

Continued

TABLE 5a --Continued

2009 PSIC Code	Region/ Industry Description	Expense						
		Electricity	Water	Non-Industrial Services Done by Others	Industrial Services Done by Others	Taxes on Products and Other Taxes on Production	Interest Expense	Research and Development
		(7)	(8)	(9)	(10)	(11)	(12)	(13)
G466	Other specialized wholesale	4,944	1,011	27,008	1,651	10,349	1,108	-
G471	Retail sale in non-specialized stores	369,502	90,285	705,572	119,995	109,979	40,721	-
G472	Retail sale of food, beverages and tobacco in specialized stores	8,898	532	97,861	13,689	4,514	7	-
G473	Retail sale of automotive fuel in specialized stores	3,565	563	12,021	138	4,219	4,282	-
G474	Retail sale of information and communications equipment in specialized stores	719	157	7,801	687	803	-	-
G475	Retail sale of other household equipment in specialized stores	109,880	44,815	262,473	128,821	32,527	8,144	-
G476	Retail sale of cultural and recreation goods in specialized stores	14,358	127	38,796	424	3,829	2	-
G477	Retail sale of other goods in specialized stores	22,535	1,826	139,655	6,231	21,978	3,210	-
II - Cagayan Valley		288,765	68,585	1,046,650	225,407	190,986	569,006	9,691
G451	Sale of motor vehicles	3,251	810	21,085	6,742	6,183	1,753	-
G453	Sale of motor vehicle parts and accessories	s	s	s	s	s	s	s
G454	Sale, maintenance and repair of motorcycles and related parts and accessories	2,117	166	7,689	2,389	30,545	-	-
G462	Wholesale of agricultural raw materials and live animals	3,617	695	52,876	4,903	16,227	15,089	9,691
G463	Wholesale of food, beverages and tobacco	36,078	2,659	339,360	69,464	34,666	503,238	-
G464	Wholesale of household goods	5,111	1,212	31,010	2,690	2,773	2,664	-
G465	Wholesale of machinery, equipment and supplies	s	s	s	s	s	s	s
G466	Other specialized wholesale	507	150	89,613	1,294	2,500	232	-
G471	Retail sale in non-specialized stores	139,797	35,037	270,606	69,145	55,992	15,294	-
G472	Retail sale of food, beverages and tobacco in specialized stores	4,162	116	4,908	19	3,479	491	-
G473	Retail sale of automotive fuel in specialized stores	2,517	807	9,951	2,583	1,079	1,584	-
G474	Retail sale of information and communications equipment in specialized stores	s	s	s	s	s	s	s
G475	Retail sale of other household equipment in specialized stores	57,452	23,881	97,087	48,451	13,821	10,018	-
G476	Retail sale of cultural and recreation goods in specialized stores	s	s	s	s	s	s	s
G477	Retail sale of other goods in specialized stores	32,357	2,554	91,416	10,574	19,956	6,844	-
III - Central Luzon		1,975,662	429,839	7,199,646	1,419,563	1,300,665	1,653,969	1,496
G451	Sale of motor vehicles	72,491	6,901	381,625	88,744	70,103	96,984	774
G452	Maintenance and repair of motor vehicles	2,968	555	16,049	39,871	5,193	549	-
G453	Sale of motor vehicle parts and accessories	4,104	334	10,068	1,962	2,774	3,523	-
G454	Sale, maintenance and repair of motorcycles and related parts and accessories	4,947	1,572	24,647	1,304	19,854	9,979	-

Continued

TABLE 5a --Continued

2009 PSIC Code	Region/ Industry Description	Expense						
		Electricity	Water	Non-Industrial Services Done by Others	Industrial Services Done by Others	Taxes on Products and Other Taxes on Production	Interest Expense	Research and Development
		(7)	(8)	(9)	(10)	(11)	(12)	(13)
G461	Wholesale on a fee or contract basis	\$	\$	\$	\$	\$	\$	\$
G462	Wholesale of agricultural raw materials and live animals	4,177	1,112	155,431	9,834	35,793	11,884	35
G463	Wholesale of food, beverages and tobacco	64,975	8,166	661,609	181,104	60,373	1,189,445	-
G464	Wholesale of household goods	41,002	10,952	176,022	82,261	37,714	11,542	687
G465	Wholesale of machinery, equipment and supplies	1,615	447	19,718	1,090	2,056	3,704	-
G466	Other specialized wholesale	31,148	12,015	262,058	119,295	79,622	163,950	-
G469	Non-specialized wholesale trade	\$	\$	\$	\$	\$	\$	\$
G471	Retail sale in non-specialized stores	1,421,998	298,571	3,728,755	633,319	740,557	63,448	-
G472	Retail sale of food, beverages and tobacco in specialized stores	2,906	389	146,630	5,138	2,785	13,898	-
G473	Retail sale of automotive fuel in specialized stores	37,383	2,958	73,413	9,516	22,557	9,192	-
G474	Retail sale of information and communications equipment in specialized stores	1,762	277	35,594	524	678	-	-
G475	Retail sale of other household equipment in specialized stores	185,848	73,054	621,030	197,401	133,440	15,385	-
G476	Retail sale of cultural and recreation goods in specialized stores	8,672	162	24,902	2,610	4,465	-	-
G477	Retail sale of other goods in specialized stores	87,379	11,242	538,214	43,987	82,148	52,792	-
IVA - CALABARZON		2,638,105	315,064	13,760,600	2,017,730	1,755,902	1,016,507	787
G451	Sale of motor vehicles	39,306	8,562	589,564	94,667	121,650	123,137	-
G452	Maintenance and repair of motor vehicles	12,969	3,213	198,092	85,278	8,326	26,495	-
G453	Sale of motor vehicle parts and accessories	13,720	3,257	177,601	23,969	27,466	30,436	-
G454	Sale, maintenance and repair of motorcycles and related parts and accessories	8,167	635	55,598	621	7,342	3,400	-
G461	Wholesale on a fee or contract basis	\$	\$	\$	\$	\$	\$	\$
G462	Wholesale of agricultural raw materials and live animals	475	120	5,859	2,432	601	308	-
G463	Wholesale of food, beverages and tobacco	100,964	8,312	1,140,359	271,299	64,119	259,105	-
G464	Wholesale of household goods	37,419	2,748	370,574	168,089	34,606	34,710	-
G465	Wholesale of machinery, equipment and supplies	43,103	11,650	1,183,541	350,902	164,881	97,803	-
G466	Other specialized wholesale	47,895	17,965	555,138	149,380	80,641	55,211	252
G469	Non-specialized wholesale trade	\$	\$	\$	\$	\$	\$	\$
G471	Retail sale in non-specialized stores	1,834,575	88,383	6,765,322	298,603	845,771	128,560	-
G472	Retail sale of food, beverages and tobacco in specialized stores	6,021	541	178,705	5,175	26,788	1,018	-
G473	Retail sale of automotive fuel in specialized stores	52,246	7,405	582,668	130,922	114,269	171,896	-
G474	Retail sale of information and communications equipment in specialized stores	3,177	418	160,270	897	3,022	587	-
G475	Retail sale of other household equipment in specialized stores	298,809	127,895	838,153	283,024	135,045	21,007	-

Continued

TABLE 5a --Continued

2009 PSIC Code	Region/ Industry Description	Expense						
		Electricity	Water	Non-Industrial Services Done by Others	Industrial Services Done by Others	Taxes on Products and Other Taxes on Production	Interest Expense	Research and Development
		(7)	(8)	(9)	(10)	(11)	(12)	(13)
G476	Retail sale of cultural and recreation goods in specialized stores	s	s	s	s	s	s	s
G477	Retail sale of other goods in specialized stores	137,832	33,255	851,120	151,363	118,945	59,931	-
IVB - MIMAROPA		98,421	19,463	380,994	88,855	132,193	995,931	-
G451	Sale of motor vehicles	s	s	s	s	s	s	s
G453	Sale of motor vehicle parts and accessories	s	s	s	s	s	s	s
G454	Sale, maintenance and repair of motorcycles and related parts and accessories	731	124	6,032	62	3,706	-	-
G462	Wholesale of agricultural raw materials and live animals	1,106	363	11,558	717	1,186	1,909	-
G463	Wholesale of food, beverages and tobacco	12,792	2,157	135,456	53,554	29,878	981,580	-
G464	Wholesale of household goods	s	s	s	s	s	s	s
G466	Other specialized wholesale	s	s	s	s	s	s	s
G471	Retail sale in non-specialized stores	63,778	14,614	102,240	22,066	26,427	3,844	-
G472	Retail sale of food, beverages and tobacco in specialized stores	s	s	s	s	s	s	s
G473	Retail sale of automotive fuel in specialized stores	2,501	489	8,660	-	1,044	79	-
G474	Retail sale of information and communications equipment in specialized stores	976	35	54,625	211	1,079	2,863	-
G475	Retail sale of other household equipment in specialized stores	4,710	730	30,841	2,288	61,489	1,629	-
G477	Retail sale of other goods in specialized stores	9,557	596	12,199	576	5,604	2,562	-
V - Bicol		360,434	50,489	1,888,199	509,887	252,097	714,499	-
G451	Sale of motor vehicles	3,218	789	85,632	8,403	15,472	12,049	-
G452	Maintenance and repair of motor vehicles	s	s	s	s	s	s	s
G453	Sale of motor vehicle parts and accessories	s	s	s	s	s	s	s
G454	Sale, maintenance and repair of motorcycles and related parts and accessories	4,537	1,942	132,851	25,656	17,195	-	-
G461	Wholesale on a fee or contract basis	s	s	s	s	s	s	s
G462	Wholesale of agricultural raw materials and live animals	3,949	1,669	20,927	80	4,688	561	-
G463	Wholesale of food, beverages and tobacco	47,705	3,378	499,875	97,202	35,877	482,541	-
G464	Wholesale of household goods	3,271	768	188,240	5,913	5,193	285	-
G465	Wholesale of machinery, equipment and supplies	s	s	s	s	s	s	s
G466	Other specialized wholesale	1,634	386	4,568	496	100	4,671	-
G471	Retail sale in non-specialized stores	252,417	35,762	718,341	349,101	125,545	194,992	-
G472	Retail sale of food, beverages and tobacco in specialized stores	s	s	s	s	s	s	s
G473	Retail sale of automotive fuel in specialized stores	2,768	292	6,037	3,025	359	7,294	-

Continued

TABLE 5a --Continued

2009 PSIC Code	Region/ Industry Description	Expense						
		Electricity	Water	Non-Industrial Services Done by Others	Industrial Services Done by Others	Taxes on Products and Other Taxes on Production	Interest Expense	Research and Development
		(7)	(8)	(9)	(10)	(11)	(12)	(13)
G474	Retail sale of information and communications equipment in specialized stores	613	190	16,202	1,466	644	1,462	-
G475	Retail sale of other household equipment in specialized stores	7,563	1,701	104,055	2,501	12,523	4,872	-
G476	Retail sale of cultural and recreation goods in specialized stores	\$	\$	\$	\$	\$	\$	\$
G477	Retail sale of other goods in specialized stores	28,317	1,754	100,783	13,241	27,117	5,771	-
VI - Western Visayas		1,289,499	256,177	3,608,975	734,142	1,070,670	649,138	-
G451	Sale of motor vehicles	19,884	7,476	87,303	2,592	40,692	16,425	-
G452	Maintenance and repair of motor vehicles	1,134	115	1,769	2,829	1,291	-	-
G453	Sale of motor vehicle parts and accessories	2,977	277	15,003	1,582	23,719	4,775	-
G454	Sale, maintenance and repair of motorcycles and related parts and accessories	1,481	151	16,320	320	12,192	-	-
G462	Wholesale of agricultural raw materials and live animals	\$	\$	\$	\$	\$	\$	\$
G463	Wholesale of food, beverages and tobacco	19,254	3,451	219,615	33,406	438,700	273,498	-
G464	Wholesale of household goods	27,487	7,808	266,633	28,793	179,912	25,290	-
G465	Wholesale of machinery, equipment and supplies	1,243	449	32,274	19,298	9,785	8,724	-
G466	Other specialized wholesale	39,018	935	323,640	86,396	42,176	99,074	-
G471	Retail sale in non-specialized stores	874,397	135,960	1,709,347	326,846	193,612	179,361	-
G472	Retail sale of food, beverages and tobacco in specialized stores	11,591	908	60,575	10,999	5,394	6,752	-
G473	Retail sale of automotive fuel in specialized stores	5,732	427	10,238	2,008	1,044	14	-
G474	Retail sale of information and communications equipment in specialized stores	1,977	238	18,293	1,413	1,850	378	-
G475	Retail sale of other household equipment in specialized stores	254,688	93,817	628,358	195,193	76,193	22,144	-
G476	Retail sale of cultural and recreation goods in specialized stores	\$	\$	\$	\$	\$	\$	\$
G477	Retail sale of other goods in specialized stores	26,761	4,084	159,476	17,597	41,391	11,914	-
VII - Central Visayas		1,962,259	255,694	8,224,017	1,076,634	1,503,268	2,074,689	1,212
G451	Sale of motor vehicles	62,012	13,618	1,315,203	174,329	189,559	129,054	-
G452	Maintenance and repair of motor vehicles	4,081	707	11,422	10,234	5,109	88	-
G453	Sale of motor vehicle parts and accessories	5,457	619	64,249	6,041	12,448	7,886	-
G454	Sale, maintenance and repair of motorcycles and related parts and accessories	6,144	1,064	69,803	9,026	17,328	5,564	-
G461	Wholesale on a fee or contract basis	10,111	1,561	69,487	26,518	8,340	10,583	-
G462	Wholesale of agricultural raw materials and live animals	8,916	1,347	94,989	16,519	7,051	4,573	-
G463	Wholesale of food, beverages and tobacco	26,401	4,011	431,144	80,315	42,658	617,686	-

Continued

TABLE 5a --Continued

2009 PSIC Code	Region/ Industry Description	Expense						
		Electricity	Water	Non-Industrial Services Done by Others	Industrial Services Done by Others	Taxes on Products and Other Taxes on Production	Interest Expense	Research and Development
		(7)	(8)	(9)	(10)	(11)	(12)	(13)
G464	Wholesale of household goods	70,236	7,836	636,696	40,223	108,281	48,493	-
G465	Wholesale of machinery, equipment and supplies	13,245	1,014	229,317	90,703	41,126	96,308	-
G466	Other specialized wholesale	66,682	28,447	1,007,648	117,717	483,067	58,431	-
G469	Non-specialized wholesale trade	s	s	s	s	s	s	s
G471	Retail sale in non-specialized stores	1,254,214	137,669	2,374,985	269,837	344,398	606,628	1,140
G472	Retail sale of food, beverages and tobacco in specialized stores	9,594	1,816	109,702	5,301	36,500	23,711	-
G473	Retail sale of automotive fuel in specialized stores	201,387	7,877	678,626	56,503	36,886	402,587	-
G474	Retail sale of information and communications equipment in specialized stores	11,943	827	60,844	6,989	15,581	11,031	-
G475	Retail sale of other household equipment in specialized stores	143,969	43,385	590,431	148,242	103,213	41,308	72
G476	Retail sale of cultural and recreation goods in specialized stores	14,731	408	97,784	7,815	2,921	-	-
G477	Retail sale of other goods in specialized stores	52,735	3,365	378,077	9,392	47,757	10,757	-
G479	Retail trade not in stores, stalls or markets	s	s	s	s	s	s	s
VIII - Eastern Visayas		175,481	37,812	817,588	153,261	111,274	427,551	-
G451	Sale of motor vehicles	2,117	282	30,133	9,477	3,048	10,201	-
G452	Maintenance and repair of motor vehicles	s	s	s	s	s	s	s
G453	Sale of motor vehicle parts and accessories	s	s	s	s	s	s	s
G454	Sale, maintenance and repair of motorcycles and related parts and accessories	118	14	6,497	-	1,198	9	-
G461	Wholesale on a fee or contract basis	s	s	s	s	s	s	s
G462	Wholesale of agricultural raw materials and live animals	833	120	12,610	1,257	1,580	914	-
G463	Wholesale of food, beverages and tobacco	19,869	2,287	325,320	44,157	18,615	373,395	-
G464	Wholesale of household goods	3,996	513	83,740	22,276	8,863	12,139	-
G466	Other specialized wholesale	1,332	191	18,049	3,897	1,351	1,315	-
G471	Retail sale in non-specialized stores	109,582	21,109	206,405	50,776	40,885	10,706	-
G472	Retail sale of food, beverages and tobacco in specialized stores	s	s	s	s	s	s	s
G473	Retail sale of automotive fuel in specialized stores	5,156	230	26,259	2,731	5,850	2,474	-
G474	Retail sale of information and communications equipment in specialized stores	s	s	s	s	s	s	s
G475	Retail sale of other household equipment in specialized stores	26,619	8,311	69,050	17,248	19,684	15,258	-
G477	Retail sale of other goods in specialized stores	4,743	159	9,341	233	7,302	999	-
IX - Zamboanga Peninsula		359,976	89,032	771,566	191,493	141,245	495,739	21
G451	Sale of motor vehicles	s	s	s	s	s	s	s
G453	Sale of motor vehicle parts and accessories	s	s	s	s	s	s	s

Continued

TABLE 5a --Continued

2009 PSIC Code	Region/ Industry Description	Expense						
		Electricity	Water	Non-Industrial Services Done by Others	Industrial Services Done by Others	Taxes on Products and Other Taxes on Production	Interest Expense	Research and Development
		(7)	(8)	(9)	(10)	(11)	(12)	(13)
G454	Sale, maintenance and repair of motorcycles and related parts and accessories	1,355	382	12,205	1,278	2,483	719	-
G461	Wholesale on a fee or contract basis	8,612	3,611	35,063	1,073	1,769	-	-
G462	Wholesale of agricultural raw materials and live animals	11,429	2,040	9,910	3,548	630	1,118	-
G463	Wholesale of food, beverages and tobacco	9,935	5,370	149,562	38,745	10,431	314,085	-
G464	Wholesale of household goods	6,277	1,346	119,938	9,930	14,856	4,312	-
G465	Wholesale of machinery, equipment and supplies	s	s	s	s	s	s	s
G466	Other specialized wholesale	1,068	810	5,778	1,609	635	109	-
G471	Retail sale in non-specialized stores	260,796	63,392	248,169	67,857	68,540	167,610	21
G472	Retail sale of food, beverages and tobacco in specialized stores	7,743	6,305	9,952	25,983	4,162	2,108	-
G473	Retail sale of automotive fuel in specialized stores	6,441	586	4,507	3,579	411	1,323	-
G475	Retail sale of other household equipment in specialized stores	40,431	4,176	91,707	35,240	26,649	621	-
G476	Retail sale of cultural and recreation goods in specialized stores	s	s	s	s	s	s	s
G477	Retail sale of other goods in specialized stores	3,108	720	27,553	2,170	7,191	27	-
X - Northern Mindanao		925,803	140,357	2,768,287	770,284	827,845	993,959	378
G451	Sale of motor vehicles	13,916	4,527	191,835	55,443	39,092	23,899	-
G452	Maintenance and repair of motor vehicles	s	s	s	s	s	s	s
G453	Sale of motor vehicle parts and accessories	3,145	1,040	30,366	11,882	4,206	4,231	-
G454	Sale, maintenance and repair of motorcycles and related parts and accessories	2,359	449	8,203	595	5,252	2,816	-
G462	Wholesale of agricultural raw materials and live animals	7,740	2,793	125,274	44,978	8,214	7,415	-
G463	Wholesale of food, beverages and tobacco	28,289	2,759	315,296	77,136	32,534	414,567	-
G464	Wholesale of household goods	5,784	1,836	269,385	16,777	240,734	4,831	378
G465	Wholesale of machinery, equipment and supplies	4,357	818	80,715	95,445	52,619	45,413	-
G466	Other specialized wholesale	15,796	2,857	189,308	55,748	51,845	48,020	-
G471	Retail sale in non-specialized stores	645,746	87,566	790,893	336,936	311,819	158,297	-
G472	Retail sale of food, beverages and tobacco in specialized stores	6,557	2,631	231,639	3,826	5,401	534	-
G473	Retail sale of automotive fuel in specialized stores	110,987	1,162	243,755	24,908	7,569	254,801	-
G474	Retail sale of information and communications equipment in specialized stores	1,793	437	11,237	884	1,801	251	-
G475	Retail sale of other household equipment in specialized stores	59,584	24,908	185,516	34,089	44,006	14,742	-
G476	Retail sale of cultural and recreation goods in specialized stores	s	s	s	s	s	s	s
G477	Retail sale of other goods in specialized stores	19,044	5,877	90,731	11,054	20,114	12,129	-

Continued

TABLE 5a --Continued

2009 PSIC Code	Region/ Industry Description	Expense						
		Electricity	Water	Non-Industrial Services Done by Others	Industrial Services Done by Others	Taxes on Products and Other Taxes on Production	Interest Expense	Research and Development
		(7)	(8)	(9)	(10)	(11)	(12)	(13)
	XI - Davao	1,198,950	208,884	6,437,104	950,294	1,336,196	646,197	1,078
G451	Sale of motor vehicles	32,530	8,077	641,739	34,854	41,348	19,570	-
G452	Maintenance and repair of motor vehicles	1,750	596	5,254	63,138	2,087	2,889	-
G453	Sale of motor vehicle parts and accessories	5,253	596	21,647	4,637	6,603	8,217	-
G454	Sale, maintenance and repair of motorcycles and related parts and accessories	8,156	1,501	51,846	5,112	12,217	1,191	-
G461	Wholesale on a fee or contract basis	1,653	473	1,194,454	5,512	17,763	4,636	-
G462	Wholesale of agricultural raw materials and live animals	949	241	60,288	3,861	2,654	6,744	1,003
G463	Wholesale of food, beverages and tobacco	77,322	6,826	782,723	145,568	74,667	247,520	-
G464	Wholesale of household goods	13,554	1,771	222,327	32,439	35,158	7,992	-
G465	Wholesale of machinery, equipment and supplies	13,057	12,315	160,823	94,112	47,915	36,487	-
G466	Other specialized wholesale	40,811	20,935	1,332,006	124,296	650,801	200,549	-
G471	Retail sale in non-specialized stores	882,338	127,389	1,249,473	326,147	285,147	55,168	-
G472	Retail sale of food, beverages and tobacco in specialized stores	4,260	985	4,671	-	615	-	-
G473	Retail sale of automotive fuel in specialized stores	22,781	5,532	14,386	6,677	14,290	2,100	-
G474	Retail sale of information and communications equipment in specialized stores	2,675	699	14,323	2,205	2,762	390	-
G475	Retail sale of other household equipment in specialized stores	60,301	16,015	368,452	64,202	105,977	38,980	-
G476	Retail sale of cultural and recreation goods in specialized stores	10,737	914	58,022	14,343	13,535	1,679	-
G477	Retail sale of other goods in specialized stores	20,757	3,999	253,766	23,191	22,573	12,084	75
G479	Retail trade not in stores, stalls or markets	s	s	s	s	s	s	s
	XII - SOCCSKSARGEN	555,622	120,479	1,252,525	305,147	227,356	754,076	8,200
G451	Sale of motor vehicles	7,165	1,940	119,001	9,177	22,676	12,149	-
G452	Maintenance and repair of motor vehicles	s	s	s	s	s	s	s
G453	Sale of motor vehicle parts and accessories	1,239	73	10,615	666	2,185	-	-
G454	Sale, maintenance and repair of motorcycles and related parts and accessories	5,632	1,291	21,506	5,702	29,583	2,201	-
G462	Wholesale of agricultural raw materials and live animals	6,603	1,689	52,833	852	3,955	13,384	8,200
G463	Wholesale of food, beverages and tobacco	39,410	4,251	300,378	67,467	30,304	670,842	-
G464	Wholesale of household goods	2,667	572	83,741	2,593	3,313	5,706	-
G465	Wholesale of machinery, equipment and supplies	s	s	s	s	s	s	s
G466	Other specialized wholesale	s	s	s	s	s	s	s
G471	Retail sale in non-specialized stores	411,198	84,310	350,787	148,439	81,950	30,174	-
G472	Retail sale of food, beverages and tobacco in specialized stores	7,949	2,070	137,130	2,547	4,668	1,835	-
G473	Retail sale of automotive fuel in specialized stores	4,279	965	20,438	7,069	1,713	464	-

Continued

TABLE 5a --Continued

2009 PSIC Code	Region/ Industry Description	Expense						
		Electricity	Water	Non-Industrial Services Done by Others	Industrial Services Done by Others	Taxes on Products and Other Taxes on Production	Interest Expense	Research and Development
		(7)	(8)	(9)	(10)	(11)	(12)	(13)
G474	Retail sale of information and communications equipment in specialized stores	s	s	s	s	s	s	s
G475	Retail sale of other household equipment in specialized stores	51,939	19,619	106,900	49,732	38,959	12,052	-
G476	Retail sale of cultural and recreation goods in specialized stores	s	s	s	s	s	s	s
G477	Retail sale of other goods in specialized stores	16,738	3,500	43,265	2,928	6,456	5,185	-
XIII - Caraga		174,276	34,801	558,067	95,638	156,256	376,357	-
G451	Sale of motor vehicles	2,818	1,443	25,383	6,358	2,731	12,359	-
G452	Maintenance and repair of motor vehicles	s	s	s	s	s	s	s
G454	Sale, maintenance and repair of motorcycles and related parts and accessories	951	80	5,526	7	2,653	-	-
G462	Wholesale of agricultural raw materials and live animals	s	s	s	s	s	s	s
G463	Wholesale of food, beverages and tobacco	12,423	1,570	124,750	27,244	14,985	211,177	-
G464	Wholesale of household goods	3,600	679	12,902	3,078	7,238	3,675	-
G465	Wholesale of machinery, equipment and supplies	1,012	402	12,995	10,012	27,377	5,057	-
G466	Other specialized wholesale	1,482	557	6,597	1,067	3,175	3,705	-
G471	Retail sale in non-specialized stores	118,061	16,806	264,822	20,140	56,044	129,006	-
G472	Retail sale of food, beverages and tobacco in specialized stores	5,730	5,712	26,812	-	1,858	104	-
G473	Retail sale of automotive fuel in specialized stores	1,800	125	4,025	201	402	3,135	-
G474	Retail sale of information and communications equipment in specialized stores	s	s	s	s	s	s	s
G475	Retail sale of other household equipment in specialized stores	11,413	3,862	36,910	25,066	36,118	7,280	-
G477	Retail sale of other goods in specialized stores	13,656	3,223	15,850	1,259	2,972	116	-
ARMM		8,560	1,353	29,888	288	5,632	812	-
G462	Wholesale of agricultural raw materials and live animals	s	s	s	s	s	s	s
G463	Wholesale of food, beverages and tobacco	s	s	s	s	s	s	s
G466	Other specialized wholesale	s	s	s	s	s	s	s
G471	Retail sale in non-specialized stores	5,823	403	1,946	-	1,663	-	-
G473	Retail sale of automotive fuel in specialized stores	s	s	s	s	s	s	s

Continued

TABLE 5a --Continued

2009 PSIC Code	Region/ Industry Description	Expense						
		Environmental Protection	Royalty Fee	Franchise Fee	Management Fee	Amortization	Depreciation	Other Expense
		(14)	(15)	(16)	(17)	(18)	(19)	(20)
	PHILIPPINES	67,891	1,625,074	1,196,675	4,858,016	1,078,093	19,865,761	13,494,852
G451	Sale of motor vehicles	1,541	4,998	185	100,476	371,738	1,273,450	1,121,812
G452	Maintenance and repair of motor vehicles	-	-	-	365	-	86,389	46,250
G453	Sale of motor vehicle parts and accessories	-	98,327	-	4,971	2,548	190,143	113,873
G454	Sale, maintenance and repair of motorcycles and related parts and accessories	-	-	185	15,827	514	94,517	69,354
G461	Wholesale on a fee or contract basis	33	-	-	2,955	49	30,376	17,318
G462	Wholesale of agricultural raw materials and live animals	451	13,822	150	10,402	599	165,116	127,899
G463	Wholesale of food, beverages and tobacco	3,081	103,812	373,277	281,369	42,940	1,799,652	1,431,040
G464	Wholesale of household goods	41,699	334,574	789,994	921,035	136,043	2,373,063	2,337,973
G465	Wholesale of machinery, equipment and supplies	48	21,497	15,191	518,905	18,158	2,212,988	2,498,166
G466	Other specialized wholesale	13,880	180,124	1,378	103,747	93,161	2,054,983	1,734,719
G469	Non-specialized wholesale trade	-	33,930	-	-	-	16,110	13,155
G471	Retail sale in non-specialized stores	3,066	147,226	3,496	1,169,690	175,258	5,263,006	1,294,536
G472	Retail sale of food, beverages and tobacco in specialized stores	-	10,973	279	7,476	1,268	155,961	139,853
G473	Retail sale of automotive fuel in specialized stores	406	17,683	200	1,569	1,675	1,150,467	672,881
G474	Retail sale of information and communications equipment in specialized stores	13	341	34	3,886	1,949	131,278	131,252
G475	Retail sale of other household equipment in specialized stores	158	54,502	1,326	1,228,433	196,002	1,422,580	1,129,563
G476	Retail sale of cultural and recreation goods in specialized stores	-	4,816	-	30,322	10,154	98,342	41,448
G477	Retail sale of other goods in specialized stores	3,514	593,401	9,188	319,755	23,115	1,259,991	502,101
G479	Retail trade not in stores, stalls or markets	-	5,048	1,792	136,835	2,921	87,350	71,656
	NCR	61,043	1,034,048	1,189,289	3,069,499	762,507	9,708,442	8,089,876
G451	Sale of motor vehicles	1,377	3,260	-	33,868	367,437	723,958	703,829
G452	Maintenance and repair of motor vehicles	-	-	-	-	-	71,814	38,511
G453	Sale of motor vehicle parts and accessories	-	98,327	-	84	1,888	128,313	42,104
G454	Sale, maintenance and repair of motorcycles and related parts and accessories	-	-	-	-	123	38,605	17,368
G461	Wholesale on a fee or contract basis	20	-	-	456	26	19,243	9,503
G462	Wholesale of agricultural raw materials and live animals	298	-	-	8,683	-	80,310	16,140
G463	Wholesale of food, beverages and tobacco	592	92,280	371,477	271,534	29,541	603,665	803,541
G464	Wholesale of household goods	41,554	328,448	789,636	847,881	124,407	2,097,312	2,173,877
G465	Wholesale of machinery, equipment and supplies	-	12,485	15,191	435,897	11,531	1,126,895	1,558,343
G466	Other specialized wholesale	13,737	59,510	961	29,623	77,785	1,017,018	1,047,409
G469	Non-specialized wholesale trade	-	-	-	-	-	13,260	1,521
G471	Retail sale in non-specialized stores	15	60,822	784	524,618	52,803	1,817,103	546,515
G472	Retail sale of food, beverages and tobacco in specialized stores	-	5,737	279	6,517	1,024	77,839	113,154

Continued

TABLE 5a --Continued

2009 PSIC Code	Region/ Industry Description	Expense						
		Environmental Protection	Royalty Fee	Franchise Fee	Management Fee	Amortization	Depreciation	Other Expense
		(14)	(15)	(16)	(17)	(18)	(19)	(20)
G473	Retail sale of automotive fuel in specialized stores	-	11,868	-	461	965	28,375	174,134
G474	Retail sale of information and communications equipment in specialized stores	13	-	-	2,617	1,949	101,876	121,447
G475	Retail sale of other household equipment in specialized stores	-	20,532	-	583,558	60,170	706,994	358,477
G476	Retail sale of cultural and recreation goods in specialized stores	-	4,692	-	29,165	9,878	87,165	32,685
G477	Retail sale of other goods in specialized stores	3,437	331,038	9,170	157,701	20,059	881,901	259,724
G479	Retail trade not in stores, stalls or markets	-	5,048	1,792	136,835	2,921	86,796	71,593
	CAR	-	9,931	251	41,110	3,134	93,827	37,029
G451	Sale of motor vehicles	s	s	s	s	s	s	s
G453	Sale of motor vehicle parts and accessories	s	s	s	s	s	s	s
G454	Sale, maintenance and repair of motorcycles and related parts and accessories	s	s	s	s	s	s	s
G462	Wholesale of agricultural raw materials and live animals	s	s	s	s	s	s	s
G463	Wholesale of food, beverages and tobacco	-	-	-	-	32	19,432	1,760
G464	Wholesale of household goods	s	s	s	s	s	s	s
G465	Wholesale of machinery, equipment and supplies	s	s	s	s	s	s	s
G466	Other specialized wholesale	s	s	s	s	s	s	s
G471	Retail sale in non-specialized stores	-	1,905	45	26,054	1,660	58,971	16,009
G473	Retail sale of automotive fuel in specialized stores	-	-	200	-	-	2,346	328
G474	Retail sale of information and communications equipment in specialized stores	s	s	s	s	s	s	s
G475	Retail sale of other household equipment in specialized stores	-	-	-	9,559	9	720	1,007
G477	Retail sale of other goods in specialized stores	-	8,026	6	5,497	3	6,431	7,170
	I - Ilocos	5	27,925	-	25,032	19,436	273,554	70,085
G451	Sale of motor vehicles	-	-	-	-	-	5,500	6,577
G452	Maintenance and repair of motor vehicles	s	s	s	s	s	s	s
G453	Sale of motor vehicle parts and accessories	-	-	-	-	-	2,857	845
G454	Sale, maintenance and repair of motorcycles and related parts and accessories	-	-	-	-	-	612	-
G462	Wholesale of agricultural raw materials and live animals	s	s	s	s	s	s	s
G463	Wholesale of food, beverages and tobacco	-	8,788	-	293	2,314	46,967	7,376
G464	Wholesale of household goods	-	-	-	-	88	4,459	21,997
G466	Other specialized wholesale	-	-	-	-	-	5,376	4,232
G471	Retail sale in non-specialized stores	-	3,572	-	16,086	2,962	130,780	12,062
G472	Retail sale of food, beverages and tobacco in specialized stores	-	-	-	-	12	17,885	1,018

Continued

TABLE 5a --Continued

2009 PSIC Code	Region/ Industry Description	Expense						
		Environmental Protection	Royalty Fee	Franchise Fee	Management Fee	Amortization	Depreciation	Other Expense
		(14)	(15)	(16)	(17)	(18)	(19)	(20)
G473	Retail sale of automotive fuel in specialized stores	-	-	-	-	-	387	492
G474	Retail sale of information and communications equipment in specialized stores	-	-	-	1,069	-	703	224
G475	Retail sale of other household equipment in specialized stores	5	3,521	-	161	13,995	41,166	2,731
G476	Retail sale of cultural and recreation goods in specialized stores	-	-	-	-	-	406	6
G477	Retail sale of other goods in specialized stores	-	12,044	-	7,423	65	15,989	12,525
II - Cagayan Valley		69	35,054	335	14,100	17,941	261,104	86,563
G451	Sale of motor vehicles	-	-	-	-	-	3,051	1,242
G453	Sale of motor vehicle parts and accessories	s	s	s	s	s	s	s
G454	Sale, maintenance and repair of motorcycles and related parts and accessories	-	-	185	-	-	3,653	2,046
G462	Wholesale of agricultural raw materials and live animals	67	12,315	150	-	-	11,650	35,376
G463	Wholesale of food, beverages and tobacco	-	-	-	-	36	117,668	26,693
G464	Wholesale of household goods	2	-	-	-	341	8,686	874
G465	Wholesale of machinery, equipment and supplies	s	s	s	s	s	s	s
G466	Other specialized wholesale	-	-	-	-	-	7,697	517
G471	Retail sale in non-specialized stores	-	3,392	-	3,124	8,136	54,220	3,940
G472	Retail sale of food, beverages and tobacco in specialized stores	-	5,236	-	-	-	1,598	70
G473	Retail sale of automotive fuel in specialized stores	-	-	-	-	-	3,361	1,836
G474	Retail sale of information and communications equipment in specialized stores	s	s	s	s	s	s	s
G475	Retail sale of other household equipment in specialized stores	-	2,288	-	329	9,375	31,138	1,336
G476	Retail sale of cultural and recreation goods in specialized stores	s	s	s	s	s	s	s
G477	Retail sale of other goods in specialized stores	-	11,823	-	10,646	53	13,319	12,012
III - Central Luzon		62	159,070	1,800	486,608	57,719	1,135,960	571,523
G451	Sale of motor vehicles	-	-	-	14,167	3,172	109,971	29,500
G452	Maintenance and repair of motor vehicles	-	-	-	15	-	2,510	1,171
G453	Sale of motor vehicle parts and accessories	-	-	-	-	-	4,877	899
G454	Sale, maintenance and repair of motorcycles and related parts and accessories	-	-	-	244	-	617	2,105
G461	Wholesale on a fee or contract basis	s	s	s	s	s	s	s
G462	Wholesale of agricultural raw materials and live animals	62	-	-	833	-	12,447	17,833
G463	Wholesale of food, beverages and tobacco	-	-	1,800	280	277	143,389	159,772
G464	Wholesale of household goods	-	4,558	-	30,126	1,377	31,464	26,708
G465	Wholesale of machinery, equipment and supplies	-	-	-	-	-	3,998	977

Continued

TABLE 5a --Continued

2009 PSIC Code	Region/ Industry Description	Expense						
		Environmental Protection	Royalty Fee	Franchise Fee	Management Fee	Amortization	Depreciation	Other Expense
		(14)	(15)	(16)	(17)	(18)	(19)	(20)
G466	Other specialized wholesale	-	6,521	-	56	89	53,932	93,232
G469	Non-specialized wholesale trade	s	s	s	s	s	s	s
G471	Retail sale in non-specialized stores	-	24,526	-	162,709	36,504	550,816	167,599
G472	Retail sale of food, beverages and tobacco in specialized stores	-	-	-	16	-	4,434	3,358
G473	Retail sale of automotive fuel in specialized stores	-	-	-	-	-	4,998	2,529
G474	Retail sale of information and communications equipment in specialized stores	-	-	-	-	-	297	146
G475	Retail sale of other household equipment in specialized stores	-	3,760	-	225,960	15,256	90,612	8,381
G476	Retail sale of cultural and recreation goods in specialized stores	-	-	-	-	8	1,687	124
G477	Retail sale of other goods in specialized stores	-	99,518	-	52,203	1,012	116,562	50,266
IVA - CALABARZON		279	70,751	-	595,800	44,909	2,369,318	2,019,417
G451	Sale of motor vehicles	153	-	-	9,337	418	95,272	62,352
G452	Maintenance and repair of motor vehicles	-	-	-	-	-	3,698	2,236
G453	Sale of motor vehicle parts and accessories	-	-	-	2,896	580	26,029	63,058
G454	Sale, maintenance and repair of motorcycles and related parts and accessories	-	-	-	-	-	8,894	6,832
G461	Wholesale on a fee or contract basis	s	s	s	s	s	s	s
G462	Wholesale of agricultural raw materials and live animals	-	-	-	135	-	2,118	1,565
G463	Wholesale of food, beverages and tobacco	-	-	-	5,213	121	248,067	40,358
G464	Wholesale of household goods	-	-	-	7,059	1,068	73,791	47,927
G465	Wholesale of machinery, equipment and supplies	48	2,173	-	52,207	3,237	527,997	631,606
G466	Other specialized wholesale	77	-	-	716	665	101,700	23,640
G469	Non-specialized wholesale trade	s	s	s	s	s	s	s
G471	Retail sale in non-specialized stores	-	12,224	-	247,585	3,069	758,824	71,029
G472	Retail sale of food, beverages and tobacco in specialized stores	-	-	-	-	-	9,177	2,911
G473	Retail sale of automotive fuel in specialized stores	-	218	-	-	-	298,123	344,156
G474	Retail sale of information and communications equipment in specialized stores	-	-	-	-	-	1,690	288
G475	Retail sale of other household equipment in specialized stores	-	8,501	-	255,882	33,962	122,325	665,492
G476	Retail sale of cultural and recreation goods in specialized stores	s	s	s	s	s	s	s
G477	Retail sale of other goods in specialized stores	-	33,890	-	14,770	1,789	89,519	50,749
IVB - MIMAROPA		50	6,117	-	5,453	1,266	77,790	24,555
G451	Sale of motor vehicles	s	s	s	s	s	s	s
G453	Sale of motor vehicle parts and accessories	s	s	s	s	s	s	s

Continued

TABLE 5a --Continued

2009 PSIC Code	Region/ Industry Description	Expense						
		Environmental Protection	Royalty Fee	Franchise Fee	Management Fee	Amortization	Depreciation	Other Expense
		(14)	(15)	(16)	(17)	(18)	(19)	(20)
G454	Sale, maintenance and repair of motorcycles and related parts and accessories	-	-	-	-	-	129	551
G462	Wholesale of agricultural raw materials and live animals	-	-	-	108	-	6,860	867
G463	Wholesale of food, beverages and tobacco	-	-	-	-	-	29,786	9,563
G464	Wholesale of household goods	s	s	s	s	s	s	s
G466	Other specialized wholesale	s	s	s	s	s	s	s
G471	Retail sale in non-specialized stores	-	2,037	-	39	1,061	27,647	8,060
G472	Retail sale of food, beverages and tobacco in specialized stores	s	s	s	s	s	s	s
G473	Retail sale of automotive fuel in specialized stores	-	-	-	-	-	4,239	52
G474	Retail sale of information and communications equipment in specialized stores	-	-	-	-	-	1,784	904
G475	Retail sale of other household equipment in specialized stores	-	-	-	-	-	3,194	1,401
G477	Retail sale of other goods in specialized stores	50	4,080	-	5,306	-	1,322	2,934
V - Bicol		291	36,142	379	82,873	1,182	341,316	146,076
G451	Sale of motor vehicles	-	-	185	24,422	6	16,268	9,386
G452	Maintenance and repair of motor vehicles	s	s	s	s	s	s	s
G453	Sale of motor vehicle parts and accessories	s	s	s	s	s	s	s
G454	Sale, maintenance and repair of motorcycles and related parts and accessories	-	-	-	-	391	5,574	6,052
G461	Wholesale on a fee or contract basis	s	s	s	s	s	s	s
G462	Wholesale of agricultural raw materials and live animals	-	-	-	42	-	4,161	126
G463	Wholesale of food, beverages and tobacco	15	-	-	1,145	54	103,078	45,997
G464	Wholesale of household goods	-	-	-	759	497	8,075	5,868
G465	Wholesale of machinery, equipment and supplies	s	s	s	s	s	s	s
G466	Other specialized wholesale	32	-	-	61	-	7,445	475
G471	Retail sale in non-specialized stores	94	-	195	18,035	35	171,193	8,683
G472	Retail sale of food, beverages and tobacco in specialized stores	s	s	s	s	s	s	s
G473	Retail sale of automotive fuel in specialized stores	150	-	-	-	-	1,412	235
G474	Retail sale of information and communications equipment in specialized stores	-	-	-	-	-	1,565	4,986
G475	Retail sale of other household equipment in specialized stores	-	-	-	-	-	7,991	2,276
G476	Retail sale of cultural and recreation goods in specialized stores	s	s	s	s	s	s	s
G477	Retail sale of other goods in specialized stores	-	36,142	-	36,118	-	13,145	61,228
VI - Western Visayas		60	25,956	12	161,140	63,574	784,993	481,182
G451	Sale of motor vehicles	-	-	-	1,166	-	40,349	231,258

Continued

TABLE 5a --Continued

2009 PSIC Code	Region/ Industry Description	Expense						
		Environmental Protection	Royalty Fee	Franchise Fee	Management Fee	Amortization	Depreciation	Other Expense
		(14)	(15)	(16)	(17)	(18)	(19)	(20)
G452	Maintenance and repair of motor vehicles	-	-	-	-	-	1,466	1,237
G453	Sale of motor vehicle parts and accessories	-	-	-	91	-	7,219	147
G454	Sale, maintenance and repair of motorcycles and related parts and accessories	-	-	-	-	-	816	1,401
G462	Wholesale of agricultural raw materials and live animals	s	s	s	s	s	s	s
G463	Wholesale of food, beverages and tobacco	34	652	-	-	-	44,895	32,160
G464	Wholesale of household goods	-	-	-	-	1,661	36,495	8,951
G465	Wholesale of machinery, equipment and supplies	-	-	-	-	5	22,038	48,608
G466	Other specialized wholesale	-	-	-	-	-	142,967	37,097
G471	Retail sale in non-specialized stores	-	7,974	-	63,982	27,566	326,374	91,744
G472	Retail sale of food, beverages and tobacco in specialized stores	-	-	-	642	233	13,386	3,695
G473	Retail sale of automotive fuel in specialized stores	-	-	-	-	-	767	3,837
G474	Retail sale of information and communications equipment in specialized stores	-	-	-	95	-	1,594	389
G475	Retail sale of other household equipment in specialized stores	-	8,672	-	91,520	34,072	123,649	7,575
G476	Retail sale of cultural and recreation goods in specialized stores	s	s	s	s	s	s	s
G477	Retail sale of other goods in specialized stores	26	8,658	12	3,644	36	21,312	12,682
VII - Central Visayas		2,540	97,518	2,193	138,751	29,003	1,696,550	691,481
G451	Sale of motor vehicles	11	1,739	-	14,994	349	159,572	34,997
G452	Maintenance and repair of motor vehicles	-	-	-	-	-	2,710	742
G453	Sale of motor vehicle parts and accessories	-	-	-	104	50	5,265	3,233
G454	Sale, maintenance and repair of motorcycles and related parts and accessories	-	-	-	13,744	-	6,291	16,808
G461	Wholesale on a fee or contract basis	-	-	-	107	-	1,013	1,195
G462	Wholesale of agricultural raw materials and live animals	25	-	-	-	75	10,673	14,643
G463	Wholesale of food, beverages and tobacco	2,236	-	-	571	1,360	56,175	52,243
G464	Wholesale of household goods	-	579	-	17,681	4,442	43,284	12,493
G465	Wholesale of machinery, equipment and supplies	-	6,838	-	30,727	467	84,901	65,160
G466	Other specialized wholesale	33	49,758	417	5,076	3,038	160,927	201,716
G469	Non-specialized wholesale trade	s	s	s	s	s	s	s
G471	Retail sale in non-specialized stores	-	2,412	476	39,092	6,125	488,324	171,080
G472	Retail sale of food, beverages and tobacco in specialized stores	-	-	-	300	-	8,617	1,292
G473	Retail sale of automotive fuel in specialized stores	234	5,597	-	86	64	507,085	82,415
G474	Retail sale of information and communications equipment in specialized stores	-	-	-	106	-	13,800	309
G475	Retail sale of other household equipment in specialized stores	-	3,287	1,300	3,911	13,003	107,409	24,079

Continued

TABLE 5a --Continued

2009 PSIC Code	Region/ Industry Description	Expense						
		Environmental Protection	Royalty Fee	Franchise Fee	Management Fee	Amortization	Depreciation	Other Expense
		(14)	(15)	(16)	(17)	(18)	(19)	(20)
G476	Retail sale of cultural and recreation goods in specialized stores	-	124	-	-	10	1,702	1,919
G477	Retail sale of other goods in specialized stores	-	27,186	-	12,252	19	38,422	7,094
G479	Retail trade not in stores, stalls or markets	s	s	s	s	s	s	s
VIII - Eastern Visayas		86	5,155	60	16,296	6,007	137,134	128,164
G451	Sale of motor vehicles	-	-	-	-	23	6,110	508
G452	Maintenance and repair of motor vehicles	s	s	s	s	s	s	s
G453	Sale of motor vehicle parts and accessories	s	s	s	s	s	s	s
G454	Sale, maintenance and repair of motorcycles and related parts and accessories	-	-	-	-	-	182	1,058
G461	Wholesale on a fee or contract basis	s	s	s	s	s	s	s
G462	Wholesale of agricultural raw materials and live animals	-	-	-	600	524	2,643	12,784
G463	Wholesale of food, beverages and tobacco	-	-	-	133	-	37,100	97,495
G464	Wholesale of household goods	-	-	-	648	256	8,280	7,161
G466	Other specialized wholesale	-	-	-	-	-	3,805	42
G471	Retail sale in non-specialized stores	-	1,280	-	-	3,168	40,020	792
G472	Retail sale of food, beverages and tobacco in specialized stores	s	s	s	s	s	s	s
G473	Retail sale of automotive fuel in specialized stores	-	-	-	164	-	4,663	32
G474	Retail sale of information and communications equipment in specialized stores	s	s	s	s	s	s	s
G475	Retail sale of other household equipment in specialized stores	73	503	26	12,436	2,036	29,826	8,017
G477	Retail sale of other goods in specialized stores	-	3,030	-	1,275	-	3,078	226
IX - Zamboanga Peninsula		22	3,042	-	10,881	879	129,387	40,261
G451	Sale of motor vehicles	s	s	s	s	s	s	s
G453	Sale of motor vehicle parts and accessories	s	s	s	s	s	s	s
G454	Sale, maintenance and repair of motorcycles and related parts and accessories	-	-	-	211	-	1,512	1,049
G461	Wholesale on a fee or contract basis	-	-	-	24	-	813	214
G462	Wholesale of agricultural raw materials and live animals	-	-	-	-	-	3,804	254
G463	Wholesale of food, beverages and tobacco	22	-	-	803	-	13,352	3,788
G464	Wholesale of household goods	-	-	-	-	-	13,020	2,777
G465	Wholesale of machinery, equipment and supplies	s	s	s	s	s	s	s
G466	Other specialized wholesale	-	-	-	-	-	2,375	189
G471	Retail sale in non-specialized stores	-	3,042	-	530	879	71,283	16,004
G472	Retail sale of food, beverages and tobacco in specialized stores	-	-	-	-	-	699	1,097
G473	Retail sale of automotive fuel in specialized stores	-	-	-	-	-	1,858	1,217

Continued

TABLE 5a --Continued

2009 PSIC Code	Region/ Industry Description	Expense						
		Environmental Protection	Royalty Fee	Franchise Fee	Management Fee	Amortization	Depreciation	Other Expense
		(14)	(15)	(16)	(17)	(18)	(19)	(20)
G475	Retail sale of other household equipment in specialized stores	-	-	-	8,963	-	15,232	5,383
G476	Retail sale of cultural and recreation goods in specialized stores	s	s	s	s	s	s	s
G477	Retail sale of other goods in specialized stores	-	-	-	-	-	3,795	4,394
X - Northern Mindanao		3,091	20,981	272	158,995	19,217	1,086,330	322,852
G451	Sale of motor vehicles	-	-	-	2,172	128	29,913	8,575
G452	Maintenance and repair of motor vehicles	s	s	s	s	s	s	s
G453	Sale of motor vehicle parts and accessories	-	-	-	-	30	6,374	1,454
G454	Sale, maintenance and repair of motorcycles and related parts and accessories	-	-	-	83	-	3,225	1,868
G462	Wholesale of agricultural raw materials and live animals	-	-	-	-	-	9,828	277
G463	Wholesale of food, beverages and tobacco	-	53	-	113	24	57,576	25,746
G464	Wholesale of household goods	94	167	272	16,073	516	7,844	8,853
G465	Wholesale of machinery, equipment and supplies	-	-	-	-	-	250,062	89,620
G466	Other specialized wholesale	-	243	-	67,654	1,647	104,017	77,819
G471	Retail sale in non-specialized stores	2,894	4,221	-	33,666	10,782	250,423	17,623
G472	Retail sale of food, beverages and tobacco in specialized stores	-	-	-	-	-	9,692	7,300
G473	Retail sale of automotive fuel in specialized stores	22	-	-	-	646	284,106	52,096
G474	Retail sale of information and communications equipment in specialized stores	-	-	-	-	-	3,874	186
G475	Retail sale of other household equipment in specialized stores	80	1,362	-	31,399	5,367	42,524	22,141
G476	Retail sale of cultural and recreation goods in specialized stores	s	s	s	s	s	s	s
G477	Retail sale of other goods in specialized stores	1	14,935	-	7,835	66	26,214	8,017
XI - Davao		238	83,080	1,662	41,388	28,497	1,292,521	569,713
G451	Sale of motor vehicles	-	-	-	-	-	43,999	10,507
G452	Maintenance and repair of motor vehicles	-	-	-	-	-	3,018	1,033
G453	Sale of motor vehicle parts and accessories	-	-	-	-	-	4,653	80
G454	Sale, maintenance and repair of motorcycles and related parts and accessories	-	-	-	1,545	-	15,089	6,586
G461	Wholesale on a fee or contract basis	-	-	-	1,440	-	6,964	5,981
G462	Wholesale of agricultural raw materials and live animals	-	-	-	-	-	6,228	3,137
G463	Wholesale of food, beverages and tobacco	182	-	-	-	9,140	166,738	97,871
G464	Wholesale of household goods	-	796	-	775	1,291	27,592	9,814
G465	Wholesale of machinery, equipment and supplies	-	-	-	74	6	181,667	83,501
G466	Other specialized wholesale	-	64,092	-	562	9,937	440,749	245,832
G471	Retail sale in non-specialized stores	56	14,706	1,662	32,918	6,323	305,831	71,524

Continued

TABLE 5a --Continued

2009 PSIC Code	Region/ Industry Description	Expense						
		Environmental Protection	Royalty Fee	Franchise Fee	Management Fee	Amortization	Depreciation	Other Expense
		(14)	(15)	(16)	(17)	(18)	(19)	(20)
G472	Retail sale of food, beverages and tobacco in specialized stores	-	-	-	-	-	754	675
G473	Retail sale of automotive fuel in specialized stores	-	-	-	-	-	1,110	1,400
G474	Retail sale of information and communications equipment in specialized stores	-	-	-	-	1	1,570	1,295
G475	Retail sale of other household equipment in specialized stores	-	456	-	128	1,742	64,253	13,900
G476	Retail sale of cultural and recreation goods in specialized stores	-	-	-	900	45	5,332	5,814
G477	Retail sale of other goods in specialized stores	-	3,030	-	3,046	13	16,785	10,761
G479	Retail trade not in stores, stalls or markets	s	s	s	s	s	s	s
XII - SOCCSKSARGEN		3	9,885	335	5,238	21,033	370,871	146,537
G451	Sale of motor vehicles	-	-	-	-	-	21,425	6,768
G452	Maintenance and repair of motor vehicles	s	s	s	s	s	s	s
G453	Sale of motor vehicle parts and accessories	-	-	-	-	-	2,764	480
G454	Sale, maintenance and repair of motorcycles and related parts and accessories	-	-	-	-	-	8,544	2,504
G462	Wholesale of agricultural raw materials and live animals	-	1,507	-	-	-	11,559	19,795
G463	Wholesale of food, beverages and tobacco	-	2,039	-	1,197	29	88,448	23,051
G464	Wholesale of household goods	-	-	-	3	98	4,142	1,824
G465	Wholesale of machinery, equipment and supplies	s	s	s	s	s	s	s
G466	Other specialized wholesale	s	s	s	s	s	s	s
G471	Retail sale in non-specialized stores	3	4,719	335	1,250	13,890	179,842	71,702
G472	Retail sale of food, beverages and tobacco in specialized stores	-	-	-	-	-	9,433	4,883
G473	Retail sale of automotive fuel in specialized stores	-	-	-	749	-	5,659	7,364
G474	Retail sale of information and communications equipment in specialized stores	s	s	s	s	s	s	s
G475	Retail sale of other household equipment in specialized stores	-	1,620	-	-	7,015	28,602	6,925
G476	Retail sale of cultural and recreation goods in specialized stores	s	s	s	s	s	s	s
G477	Retail sale of other goods in specialized stores	-	-	-	2,039	-	8,441	873
XIII - Caraga		53	420	86	4,741	1,789	102,221	67,860
G451	Sale of motor vehicles	-	-	-	-	-	14,763	11,450
G452	Maintenance and repair of motor vehicles	s	s	s	s	s	s	s
G454	Sale, maintenance and repair of motorcycles and related parts and accessories	-	-	-	-	-	504	2,878
G462	Wholesale of agricultural raw materials and live animals	s	s	s	s	s	s	s

Continued

TABLE 5a --Concluded

2009 PSIC Code	Region/ Industry Description	Expense						
		Environmental Protection	Royalty Fee	Franchise Fee	Management Fee	Amortization	Depreciation	Other Expense
		(14)	(15)	(16)	(17)	(18)	(19)	(20)
G463	Wholesale of food, beverages and tobacco	-	-	-	87	12	22,168	3,627
G464	Wholesale of household goods	48	26	86	30	-	8,361	737
G465	Wholesale of machinery, equipment and supplies	-	-	-	-	1,483	6,862	19,427
G466	Other specialized wholesale	-	-	-	-	-	5,282	2,417
G471	Retail sale in non-specialized stores	5	395	-	-	293	28,698	20,170
G472	Retail sale of food, beverages and tobacco in specialized stores	-	-	-	-	-	1,826	387
G473	Retail sale of automotive fuel in specialized stores	-	-	-	-	-	1,913	81
G474	Retail sale of information and communications equipment in specialized stores	s	s	s	s	s	s	s
G475	Retail sale of other household equipment in specialized stores	-	-	-	4,625	1	6,943	441
G477	Retail sale of other goods in specialized stores	-	-	-	-	-	3,755	1,446
	ARMM	-	-	-	109	-	4,442	1,676
G462	Wholesale of agricultural raw materials and live animals	s	s	s	s	s	s	s
G463	Wholesale of food, beverages and tobacco	s	s	s	s	s	s	s
G466	Other specialized wholesale	s	s	s	s	s	s	s
G471	Retail sale in non-specialized stores	-	-	-	-	-	2,656	-
G473	Retail sale of automotive fuel in specialized stores	s	s	s	s	s	s	s

TABLE 5a.1 Number of Establishments and Cost of Goods Sold for Wholesale and Retail Trade; Repair of Motor Vehicles and Motorcycles Establishments with Total Employment of 20 and Over by Region and Industry Group: Philippines, 2017

(Values are in thousand pesos, except number of establishments. Details may not add-up to total due to rounding and/or statistical disclosure control.)

2009 PSIC Code	Region/ Industry Description	Number of Establishments	Cost of Goods Sold			
			Total	Goods for Resale Inventories, Beginning	Goods Purchased for Resale	Goods for Resale Inventories, Ending
		(1)	(2)	(3)	(4)	(5)
PHILIPPINES		8,301	2,614,695,091	426,710,862	2,647,062,733	459,078,503
G451	Sale of motor vehicles	360	321,924,773	32,170,147	329,397,167	39,642,542
G452	Maintenance and repair of motor vehicles	114	150,195	25,905	148,900	24,610
G453	Sale of motor vehicle parts and accessories	204	25,999,464	9,084,928	26,246,976	9,332,440
G454	Sale, maintenance and repair of motorcycles and related parts and accessories	200	17,821,759	4,903,565	19,252,724	6,334,529
G461	Wholesale on a fee or contract basis	58	116,967	39,019	122,315	44,367
G462	Wholesale of agricultural raw materials and live animals	125	40,542,211	3,703,044	42,361,677	5,522,510
G463	Wholesale of food, beverages and tobacco	805	360,736,010	68,247,644	348,815,566	56,327,200
G464	Wholesale of household goods	855	369,100,943	65,932,845	382,241,526	79,073,427
G465	Wholesale of machinery, equipment and supplies	484	163,248,922	35,889,949	168,070,865	40,711,893
G466	Other specialized wholesale	544	249,986,152	36,507,570	263,654,508	50,175,927
G469	Non-specialized wholesale trade	15	3,675,726	381,223	3,795,131	500,628
G471	Retail sale in non-specialized stores	1,532	562,080,585	85,490,161	560,705,714	84,115,290
G472	Retail sale of food, beverages and tobacco in specialized stores	151	25,757,080	3,898,197	26,927,926	5,069,043
G473	Retail sale of automotive fuel in specialized stores	435	119,737,410	8,594,452	120,338,225	9,195,268
G474	Retail sale of information and communications equipment in specialized stores	151	40,494,141	6,300,516	41,414,712	7,221,088
G475	Retail sale of other household equipment in specialized stores	1,102	159,440,718	34,275,351	161,312,762	36,147,394
G476	Retail sale of cultural and recreation goods in specialized stores	116	11,405,907	6,041,697	9,753,706	4,389,496
G477	Retail sale of other goods in specialized stores	1,032	137,423,693	24,531,661	137,238,945	24,346,914
G479	Retail trade not in stores, stalls or markets	18	5,052,436	692,988	5,263,386	903,938
NCR		3,401	1,396,137,913	237,553,705	1,418,372,060	259,787,852
G451	Sale of motor vehicles	152	197,775,657	16,869,329	201,255,945	20,349,616
G452	Maintenance and repair of motor vehicles	60	13,196	12,995	12,405	12,204
G453	Sale of motor vehicle parts and accessories	110	15,163,927	6,280,602	15,012,448	6,129,124
G454	Sale, maintenance and repair of motorcycles and related parts and accessories	32	4,878,016	1,649,815	5,482,381	2,254,180
G461	Wholesale on a fee or contract basis	34	60,032	18,038	57,730	15,736
G462	Wholesale of agricultural raw materials and live animals	31	26,050,174	2,472,258	27,594,302	4,016,386
G463	Wholesale of food, beverages and tobacco	205	175,118,011	38,854,163	169,314,749	33,050,901
G464	Wholesale of household goods	584	279,492,739	55,592,049	290,463,392	66,562,702
G465	Wholesale of machinery, equipment and supplies	378	122,561,255	27,591,612	126,028,161	31,058,517
G466	Other specialized wholesale	304	166,843,149	25,941,156	174,539,912	33,637,920
G469	Non-specialized wholesale trade	12	1,938,187	93,044	2,025,916	180,773
G471	Retail sale in non-specialized stores	308	166,165,583	20,725,440	165,150,828	19,710,685

Continued

TABLE 5a.1 --Continued

2009 PSIC Code	Region/ Industry Description	Number of Establishments	Cost of Goods Sold			
			Total	Goods for Resale Inventories, Beginning	Goods Purchased for Resale	Goods for Resale Inventories, Ending
		(1)	(2)	(3)	(4)	(5)
G472	Retail sale of food, beverages and tobacco in specialized stores	59	10,057,237	2,054,919	10,653,602	2,651,284
G473	Retail sale of automotive fuel in specialized stores	142	38,437,892	1,626,835	38,208,993	1,397,936
G474	Retail sale of information and communications equipment in specialized stores	84	28,666,988	5,391,140	29,505,344	6,229,496
G475	Retail sale of other household equipment in specialized stores	326	70,720,551	13,219,965	71,347,169	13,846,583
G476	Retail sale of cultural and recreation goods in specialized stores	76	8,865,095	4,942,783	7,381,385	3,459,073
G477	Retail sale of other goods in specialized stores	489	78,354,609	13,540,833	79,154,017	14,340,241
G479	Retail trade not in stores, stalls or markets	15	4,975,615	676,729	5,183,380	884,494
CAR		71	17,704,761	1,755,898	17,704,572	1,755,709
G451	Sale of motor vehicles	s	s	s	s	s
G453	Sale of motor vehicle parts and accessories	s	s	s	s	s
G454	Sale, maintenance and repair of motorcycles and related parts and accessories	s	s	s	s	s
G462	Wholesale of agricultural raw materials and live animals	s	s	s	s	s
G463	Wholesale of food, beverages and tobacco	10	1,719,372	342,431	1,611,536	234,595
G464	Wholesale of household goods	s	s	s	s	s
G465	Wholesale of machinery, equipment and supplies	s	s	s	s	s
G466	Other specialized wholesale	s	s	s	s	s
G471	Retail sale in non-specialized stores	28	10,150,879	961,214	10,196,539	1,006,875
G473	Retail sale of automotive fuel in specialized stores	7	1,334,002	33,795	1,340,521	40,313
G474	Retail sale of information and communications equipment in specialized stores	s	s	s	s	s
G475	Retail sale of other household equipment in specialized stores	5	873,376	94,936	886,657	108,218
G477	Retail sale of other goods in specialized stores	9	879,052	165,463	883,011	169,422
I - Ilocos		265	52,567,320	7,318,315	52,832,733	7,583,728
G451	Sale of motor vehicles	10	5,752,399	328,272	5,798,742	374,615
G452	Maintenance and repair of motor vehicles	s	s	s	s	s
G453	Sale of motor vehicle parts and accessories	7	500,336	183,694	519,339	202,697
G454	Sale, maintenance and repair of motorcycles and related parts and accessories	14	1,327,894	319,011	1,378,186	369,303
G462	Wholesale of agricultural raw materials and live animals	s	s	s	s	s
G463	Wholesale of food, beverages and tobacco	42	14,084,458	1,803,980	13,941,314	1,660,836
G464	Wholesale of household goods	11	2,812,843	374,149	2,809,851	371,157
G466	Other specialized wholesale	8	1,011,542	260,194	1,020,321	268,974

Continued

TABLE 5a.1 --Continued

2009 PSIC Code	Region/ Industry Description	Number of Establishments	Cost of Goods Sold			
			Total	Goods for Resale Inventories, Beginning	Goods Purchased for Resale	Goods for Resale Inventories, Ending
		(1)	(2)	(3)	(4)	(5)
G471	Retail sale in non-specialized stores	77	17,571,121	2,265,748	17,771,183	2,465,809
G472	Retail sale of food, beverages and tobacco in specialized stores	4	1,268,975	187,033	1,249,304	167,362
G473	Retail sale of automotive fuel in specialized stores	10	1,171,165	41,890	1,165,541	36,265
G474	Retail sale of information and communications equipment in specialized stores	5	955,777	112,774	956,018	113,016
G475	Retail sale of other household equipment in specialized stores	38	3,835,558	987,239	3,910,597	1,062,277
G476	Retail sale of cultural and recreation goods in specialized stores	4	233,014	36,481	231,699	35,166
G477	Retail sale of other goods in specialized stores	31	2,028,101	415,997	2,067,085	454,981
II - Cagayan Valley		151	31,658,385	3,897,020	32,004,211	4,242,847
G451	Sale of motor vehicles	6	1,570,750	165,756	1,709,662	304,667
G453	Sale of motor vehicle parts and accessories	s	s	s	s	s
G454	Sale, maintenance and repair of motorcycles and related parts and accessories	8	410,405	73,013	485,433	148,041
G462	Wholesale of agricultural raw materials and live animals	17	2,457,306	189,014	2,570,223	301,931
G463	Wholesale of food, beverages and tobacco	28	11,368,802	1,576,506	11,033,274	1,240,978
G464	Wholesale of household goods	7	1,349,583	189,444	1,417,777	257,638
G465	Wholesale of machinery, equipment and supplies	s	s	s	s	s
G466	Other specialized wholesale	3	1,716,559	114,011	1,683,631	81,082
G471	Retail sale in non-specialized stores	26	6,278,588	794,963	6,383,095	899,470
G472	Retail sale of food, beverages and tobacco in specialized stores	3	606,884	16,377	614,964	24,457
G473	Retail sale of automotive fuel in specialized stores	8	1,060,293	11,802	1,068,766	20,275
G474	Retail sale of information and communications equipment in specialized stores	s	s	s	s	s
G475	Retail sale of other household equipment in specialized stores	18	1,899,715	324,008	1,960,135	384,428
G476	Retail sale of cultural and recreation goods in specialized stores	s	s	s	s	s
G477	Retail sale of other goods in specialized stores	21	2,173,670	264,804	2,253,198	344,333
III - Central Luzon		628	173,712,533	27,162,006	174,288,865	27,738,338
G451	Sale of motor vehicles	39	23,359,667	3,523,397	23,292,360	3,456,090
G452	Maintenance and repair of motor vehicles	7	-	-	-	-
G453	Sale of motor vehicle parts and accessories	5	895,464	255,324	900,591	260,452
G454	Sale, maintenance and repair of motorcycles and related parts and accessories	20	602,549	523,524	831,292	752,268
G461	Wholesale on a fee or contract basis	s	s	s	s	s
G462	Wholesale of agricultural raw materials and live animals	15	1,192,043	178,679	1,208,915	195,552

Continued

TABLE 5a.1 --Continued

2009 PSIC Code	Region/ Industry Description	Number of Establishments	Cost of Goods Sold			
			Total	Goods for Resale Inventories, Beginning	Goods Purchased for Resale	Goods for Resale Inventories, Ending
G463	Wholesale of food, beverages and tobacco	67	25,099,194	3,882,993	24,692,413	3,476,212
G464	Wholesale of household goods	32	7,442,255	654,946	7,636,344	849,035
G465	Wholesale of machinery, equipment and supplies	5	1,502,627	69,249	1,579,639	146,261
G466	Other specialized wholesale	38	14,673,345	3,135,139	15,878,059	4,339,853
G469	Non-specialized wholesale trade	s	s	s	s	s
G471	Retail sale in non-specialized stores	177	67,533,084	8,583,537	68,453,842	9,504,295
G472	Retail sale of food, beverages and tobacco in specialized stores	10	3,380,289	175,331	3,404,421	199,463
G473	Retail sale of automotive fuel in specialized stores	51	2,942,001	242,176	2,970,699	270,875
G474	Retail sale of information and communications equipment in specialized stores	5	922,223	72,936	888,383	39,096
G475	Retail sale of other household equipment in specialized stores	84	12,325,059	2,354,927	12,387,862	2,417,730
G476	Retail sale of cultural and recreation goods in specialized stores	6	218,635	135,402	191,916	108,683
G477	Retail sale of other goods in specialized stores	63	10,704,257	3,202,965	9,034,171	1,532,879
IVA - CALABARZON		875	267,788,068	34,712,010	270,359,740	37,283,682
G451	Sale of motor vehicles	35	24,252,247	2,887,284	24,822,112	3,457,148
G452	Maintenance and repair of motor vehicles	17	-	-	-	-
G453	Sale of motor vehicle parts and accessories	16	4,551,030	540,503	4,563,994	553,467
G454	Sale, maintenance and repair of motorcycles and related parts and accessories	21	1,581,335	330,533	1,643,427	392,625
G461	Wholesale on a fee or contract basis	s	s	s	s	s
G462	Wholesale of agricultural raw materials and live animals	3	661,941	24,934	664,920	27,914
G463	Wholesale of food, beverages and tobacco	78	25,959,170	4,055,543	26,887,329	4,983,701
G464	Wholesale of household goods	37	15,631,198	1,699,113	15,771,100	1,839,015
G465	Wholesale of machinery, equipment and supplies	30	24,646,737	4,292,655	25,508,357	5,154,274
G466	Other specialized wholesale	57	7,402,692	1,852,036	8,057,414	2,506,758
G469	Non-specialized wholesale trade	s	s	s	s	s
G471	Retail sale in non-specialized stores	234	89,574,085	9,079,899	88,858,679	8,364,492
G472	Retail sale of food, beverages and tobacco in specialized stores	14	2,312,715	345,924	2,291,138	324,347
G473	Retail sale of automotive fuel in specialized stores	82	35,046,586	2,854,603	35,119,760	2,927,777
G474	Retail sale of information and communications equipment in specialized stores	7	2,591,769	67,672	2,593,666	69,568
G475	Retail sale of other household equipment in specialized stores	131	15,692,162	3,426,036	15,535,444	3,269,318
G476	Retail sale of cultural and recreation goods in specialized stores	s	s	s	s	s
G477	Retail sale of other goods in specialized stores	108	17,227,088	3,132,136	17,372,319	3,277,368
IVB - MIMAROPA		108	16,420,438	3,426,945	15,624,820	2,631,328

Continued

TABLE 5a.1 --Continued

2009 PSIC Code	Region/ Industry Description	Number of Establishments	Cost of Goods Sold			
			Total	Goods for Resale Inventories, Beginning	Goods Purchased for Resale	Goods for Resale Inventories, Ending
		(1)	(2)	(3)	(4)	(5)
G451	Sale of motor vehicles	s	s	s	s	s
G453	Sale of motor vehicle parts and accessories	s	s	s	s	s
G454	Sale, maintenance and repair of motorcycles and related parts and accessories	8	600,844	67,157	611,294	77,607
G462	Wholesale of agricultural raw materials and live animals	11	117,226	19,573	120,591	22,938
G463	Wholesale of food, beverages and tobacco	30	5,855,699	1,944,000	5,073,984	1,162,284
G464	Wholesale of household goods	s	s	s	s	s
G466	Other specialized wholesale	s	s	s	s	s
G471	Retail sale in non-specialized stores	30	4,601,604	889,918	4,493,346	781,660
G472	Retail sale of food, beverages and tobacco in specialized stores	s	s	s	s	s
G473	Retail sale of automotive fuel in specialized stores	3	922,103	18,669	926,399	22,966
G474	Retail sale of information and communications equipment in specialized stores	3	1,496,721	120,958	1,507,845	132,082
G475	Retail sale of other household equipment in specialized stores	10	1,144,470	172,143	1,178,635	206,308
G477	Retail sale of other goods in specialized stores	6	1,008,105	109,950	1,012,860	114,705
	V - Bicol	244	53,599,431	5,606,321	54,588,228	6,595,118
G451	Sale of motor vehicles	3	2,542,138	388,457	2,540,726	387,045
G452	Maintenance and repair of motor vehicles	s	s	s	s	s
G453	Sale of motor vehicle parts and accessories	s	s	s	s	s
G454	Sale, maintenance and repair of motorcycles and related parts and accessories	7	2,005,939	231,450	2,162,543	388,055
G461	Wholesale on a fee or contract basis	s	s	s	s	s
G462	Wholesale of agricultural raw materials and live animals	4	1,318,192	44,542	1,339,874	66,224
G463	Wholesale of food, beverages and tobacco	49	13,160,595	1,505,713	12,920,127	1,265,246
G464	Wholesale of household goods	17	5,438,736	422,233	5,472,052	455,550
G465	Wholesale of machinery, equipment and supplies	s	s	s	s	s
G466	Other specialized wholesale	4	1,123,148	68,810	1,119,022	64,684
G471	Retail sale in non-specialized stores	66	20,519,285	1,811,190	20,644,841	1,936,746
G472	Retail sale of food, beverages and tobacco in specialized stores	s	s	s	s	s
G473	Retail sale of automotive fuel in specialized stores	6	273,424	18,272	281,326	26,174
G474	Retail sale of information and communications equipment in specialized stores	3	638,427	8,023	638,752	8,348
G475	Retail sale of other household equipment in specialized stores	26	2,177,058	293,277	2,220,548	336,767
G476	Retail sale of cultural and recreation goods in specialized stores	s	s	s	s	s
G477	Retail sale of other goods in specialized stores	50	3,694,338	702,379	3,906,995	915,036

Continued

TABLE 5a.1 --Continued

2009 PSIC Code	Region/ Industry Description	Number of Establishments	Cost of Goods Sold			
			Total	Goods for Resale Inventories, Beginning	Goods Purchased for Resale	Goods for Resale Inventories, Ending
		(1)	(2)	(3)	(4)	(5)
VI - Western Visayas		454	108,158,514	16,896,998	109,806,482	18,544,965
G451	Sale of motor vehicles	21	11,901,240	1,314,180	12,681,241	2,094,181
G452	Maintenance and repair of motor vehicles	4	-	-	-	-
G453	Sale of motor vehicle parts and accessories	6	438,113	280,504	524,992	367,382
G454	Sale, maintenance and repair of motorcycles and related parts and accessories	18	1,373,141	133,061	1,392,874	152,794
G462	Wholesale of agricultural raw materials and live animals	s	s	s	s	s
G463	Wholesale of food, beverages and tobacco	60	18,321,478	2,298,873	17,855,993	1,833,388
G464	Wholesale of household goods	24	8,281,729	1,345,519	8,644,561	1,708,351
G465	Wholesale of machinery, equipment and supplies	6	1,058,443	222,582	1,083,631	247,770
G466	Other specialized wholesale	11	9,030,406	1,352,715	9,371,055	1,693,364
G471	Retail sale in non-specialized stores	115	36,685,982	6,800,371	37,006,657	7,121,045
G472	Retail sale of food, beverages and tobacco in specialized stores	10	1,017,196	311,084	1,028,573	322,461
G473	Retail sale of automotive fuel in specialized stores	15	1,120,928	52,857	1,132,707	64,635
G474	Retail sale of information and communications equipment in specialized stores	7	449,429	119,520	467,250	137,340
G475	Retail sale of other household equipment in specialized stores	97	12,872,565	1,736,832	13,033,375	1,897,641
G476	Retail sale of cultural and recreation goods in specialized stores	s	s	s	s	s
G477	Retail sale of other goods in specialized stores	57	4,472,931	802,609	4,508,073	837,752
VII - Central Visayas		710	185,854,054	34,982,191	186,857,984	35,986,120
G451	Sale of motor vehicles	44	26,581,613	3,569,058	27,998,977	4,986,422
G452	Maintenance and repair of motor vehicles	8	-	-	-	-
G453	Sale of motor vehicle parts and accessories	21	1,193,425	506,841	1,231,801	545,218
G454	Sale, maintenance and repair of motorcycles and related parts and accessories	28	1,802,855	496,864	1,675,405	369,414
G461	Wholesale on a fee or contract basis	7	49,830	16,680	57,076	23,926
G462	Wholesale of agricultural raw materials and live animals	7	2,166,158	93,604	2,125,777	53,223
G463	Wholesale of food, beverages and tobacco	58	18,956,444	1,748,023	18,713,431	1,505,010
G464	Wholesale of household goods	51	19,473,392	2,563,343	20,346,311	3,436,262
G465	Wholesale of machinery, equipment and supplies	32	3,860,394	1,262,399	4,088,586	1,490,591
G466	Other specialized wholesale	54	16,407,962	1,264,366	16,854,993	1,711,396
G469	Non-specialized wholesale trade	s	s	s	s	s
G471	Retail sale in non-specialized stores	126	50,642,678	14,718,154	48,893,192	12,968,667
G472	Retail sale of food, beverages and tobacco in specialized stores	16	2,610,482	368,849	2,568,604	326,971
G473	Retail sale of automotive fuel in specialized stores	43	21,368,050	2,294,976	21,697,308	2,624,235

Continued

TABLE 5a.1 --Continued

2009 PSIC Code	Region/ Industry Description	Number of Establishments	Cost of Goods Sold			
			Total	Goods for Resale Inventories, Beginning	Goods Purchased for Resale	Goods for Resale Inventories, Ending
		(1)	(2)	(3)	(4)	(5)
G474	Retail sale of information and communications equipment in specialized stores	19	2,654,991	201,503	2,710,360	256,872
G475	Retail sale of other household equipment in specialized stores	118	12,286,743	4,948,783	12,215,480	4,877,520
G476	Retail sale of cultural and recreation goods in specialized stores	11	720,423	385,446	550,016	215,039
G477	Retail sale of other goods in specialized stores	64	4,861,764	530,154	4,914,949	583,339
G479	Retail trade not in stores, stalls or markets	s	s	s	s	s
VIII - Eastern Visayas		158	30,291,994	4,945,040	28,540,806	3,193,852
G451	Sale of motor vehicles	3	944,721	120,072	1,027,601	202,952
G452	Maintenance and repair of motor vehicles	s	s	s	s	s
G453	Sale of motor vehicle parts and accessories	s	s	s	s	s
G454	Sale, maintenance and repair of motorcycles and related parts and accessories	5	251,266	70,445	271,575	90,754
G461	Wholesale on a fee or contract basis	s	s	s	s	s
G462	Wholesale of agricultural raw materials and live animals	6	702,185	30,486	712,628	40,928
G463	Wholesale of food, beverages and tobacco	33	9,729,258	2,438,722	8,510,100	1,219,563
G464	Wholesale of household goods	9	4,264,481	188,690	4,242,622	166,831
G466	Other specialized wholesale	4	783,858	60,646	823,061	99,850
G471	Retail sale in non-specialized stores	39	7,698,251	1,613,498	7,048,349	963,596
G472	Retail sale of food, beverages and tobacco in specialized stores	s	s	s	s	s
G473	Retail sale of automotive fuel in specialized stores	9	3,114,265	85,490	3,118,338	89,564
G474	Retail sale of information and communications equipment in specialized stores	s	s	s	s	s
G475	Retail sale of other household equipment in specialized stores	34	2,039,107	282,549	2,016,524	259,966
G477	Retail sale of other goods in specialized stores	10	373,343	30,084	379,096	35,837
IX - Zamboanga Peninsula		159	22,160,265	4,085,920	22,317,142	4,242,796
G451	Sale of motor vehicles	s	s	s	s	s
G453	Sale of motor vehicle parts and accessories	s	s	s	s	s
G454	Sale, maintenance and repair of motorcycles and related parts and accessories	5	373,677	124,467	447,810	198,600
G461	Wholesale on a fee or contract basis	3	-	-	-	-
G462	Wholesale of agricultural raw materials and live animals	5	296,479	14,724	310,150	28,395
G463	Wholesale of food, beverages and tobacco	19	3,802,322	630,772	3,518,720	347,170
G464	Wholesale of household goods	13	3,540,337	294,903	3,566,733	321,299
G465	Wholesale of machinery, equipment and supplies	s	s	s	s	s
G466	Other specialized wholesale	4	185,910	38,154	180,796	33,040

Continued

TABLE 5a.1 --Continued

2009 PSIC Code	Region/ Industry Description	Number of Establishments	Cost of Goods Sold			
			Total	Goods for Resale Inventories, Beginning	Goods Purchased for Resale	Goods for Resale Inventories, Ending
		(1)	(2)	(3)	(4)	(5)
G471	Retail sale in non-specialized stores	51	7,236,602	1,607,649	7,281,969	1,653,016
G472	Retail sale of food, beverages and tobacco in specialized stores	6	1,374,585	19,878	1,374,370	19,663
G473	Retail sale of automotive fuel in specialized stores	5	940,567	12,718	937,075	9,226
G475	Retail sale of other household equipment in specialized stores	25	2,273,388	1,044,571	2,525,020	1,296,203
G476	Retail sale of cultural and recreation goods in specialized stores	s	s	s	s	s
G477	Retail sale of other goods in specialized stores	17	1,498,826	113,644	1,509,215	124,033
X - Northern Mindanao		286	73,082,308	11,336,102	74,681,276	12,935,071
G451	Sale of motor vehicles	17	7,376,870	889,407	7,476,317	988,853
G452	Maintenance and repair of motor vehicles	s	s	s	s	s
G453	Sale of motor vehicle parts and accessories	11	1,197,371	402,181	1,306,990	511,801
G454	Sale, maintenance and repair of motorcycles and related parts and accessories	7	279,322	146,222	277,732	144,632
G462	Wholesale of agricultural raw materials and live animals	6	1,966,241	342,800	1,925,851	302,410
G463	Wholesale of food, beverages and tobacco	37	12,058,573	1,477,140	12,199,105	1,617,672
G464	Wholesale of household goods	21	6,886,324	860,454	7,088,072	1,062,202
G465	Wholesale of machinery, equipment and supplies	6	1,895,011	831,859	1,981,860	918,708
G466	Other specialized wholesale	16	5,267,399	846,268	5,727,540	1,306,409
G471	Retail sale in non-specialized stores	61	18,514,017	2,886,789	18,637,504	3,010,276
G472	Retail sale of food, beverages and tobacco in specialized stores	7	1,110,685	43,869	1,101,065	34,248
G473	Retail sale of automotive fuel in specialized stores	15	7,372,086	983,664	7,709,314	1,320,892
G474	Retail sale of information and communications equipment in specialized stores	3	366,513	53,362	381,110	67,959
G475	Retail sale of other household equipment in specialized stores	49	5,679,876	1,126,251	5,673,423	1,119,797
G476	Retail sale of cultural and recreation goods in specialized stores	s	s	s	s	s
G477	Retail sale of other goods in specialized stores	25	2,998,841	402,474	3,072,164	475,798
XI - Davao		443	122,473,784	20,311,517	125,679,394	23,517,127
G451	Sale of motor vehicles	14	10,721,053	1,271,061	11,441,101	1,991,110
G452	Maintenance and repair of motor vehicles	11	12,063	1,049	11,014	-
G453	Sale of motor vehicle parts and accessories	13	990,034	306,653	1,028,458	345,077
G454	Sale, maintenance and repair of motorcycles and related parts and accessories	13	851,727	348,010	945,185	441,468
G461	Wholesale on a fee or contract basis	7	2,110	3,154	3,661	4,705
G462	Wholesale of agricultural raw materials and live animals	4	1,010,175	63,374	1,005,397	58,596
G463	Wholesale of food, beverages and tobacco	38	10,678,482	2,908,234	8,990,880	1,220,632

Continued

TABLE 5a.1 --Continued

2009 PSIC Code	Region/ Industry Description	Number of Establishments	Cost of Goods Sold			
			Total	Goods for Resale Inventories, Beginning	Goods Purchased for Resale	Goods for Resale Inventories, Ending
		(1)	(2)	(3)	(4)	(5)
G464	Wholesale of household goods	26	10,246,449	1,291,251	10,481,595	1,526,397
G465	Wholesale of machinery, equipment and supplies	17	6,368,563	1,367,999	6,353,255	1,352,691
G466	Other specialized wholesale	31	24,536,847	1,517,804	27,386,233	4,367,189
G471	Retail sale in non-specialized stores	103	38,779,463	7,791,450	39,314,437	8,326,424
G472	Retail sale of food, beverages and tobacco in specialized stores	5	66,997	25,861	54,400	13,264
G473	Retail sale of automotive fuel in specialized stores	21	2,113,158	40,474	2,128,941	56,256
G474	Retail sale of information and communications equipment in specialized stores	7	485,272	96,262	493,538	104,528
G475	Retail sale of other household equipment in specialized stores	82	9,763,608	2,552,728	10,065,589	2,854,709
G476	Retail sale of cultural and recreation goods in specialized stores	6	796,237	320,282	850,612	374,658
G477	Retail sale of other goods in specialized stores	44	4,991,757	400,886	5,061,690	470,819
G479	Retail trade not in stores, stalls or markets	s	s	s	s	s
XII - SOCCSKSARGEN		219	37,261,288	9,225,519	37,176,754	9,140,985
G451	Sale of motor vehicles	5	5,012,636	439,677	5,146,254	573,294
G452	Maintenance and repair of motor vehicles	s	s	s	s	s
G453	Sale of motor vehicle parts and accessories	5	511,967	160,839	523,867	172,740
G454	Sale, maintenance and repair of motorcycles and related parts and accessories	7	1,213,911	327,621	1,369,051	482,761
G462	Wholesale of agricultural raw materials and live animals	7	927,550	87,935	921,173	81,559
G463	Wholesale of food, beverages and tobacco	35	9,238,157	2,175,886	7,993,558	931,286
G464	Wholesale of household goods	10	1,850,694	197,731	1,879,549	226,585
G465	Wholesale of machinery, equipment and supplies	s	s	s	s	s
G466	Other specialized wholesale	s	s	s	s	s
G471	Retail sale in non-specialized stores	55	10,631,211	3,558,180	11,021,725	3,948,694
G472	Retail sale of food, beverages and tobacco in specialized stores	7	680,623	241,212	681,330	241,919
G473	Retail sale of automotive fuel in specialized stores	10	1,390,803	18,271	1,394,405	21,874
G474	Retail sale of information and communications equipment in specialized stores	s	s	s	s	s
G475	Retail sale of other household equipment in specialized stores	44	4,454,719	1,478,371	4,805,592	1,829,243
G476	Retail sale of cultural and recreation goods in specialized stores	s	s	s	s	s
G477	Retail sale of other goods in specialized stores	26	933,676	473,790	1,018,888	559,002
XIII - Caraga		118	24,636,301	3,285,814	24,827,228	3,476,741
G451	Sale of motor vehicles	6	1,982,301	206,310	2,012,126	236,134
G452	Maintenance and repair of motor vehicles	s	s	s	s	s

Continued

TABLE 5a.1 --Concluded

2009 PSIC Code	Region/ Industry Description	Number of Establishments	Cost of Goods Sold			
			Total	Goods for Resale Inventories, Beginning	Goods Purchased for Resale	Goods for Resale Inventories, Ending
		(1)	(2)	(3)	(4)	(5)
G454	Sale, maintenance and repair of motorcycles and related parts and accessories	6	235,345	40,889	239,384	44,929
G462	Wholesale of agricultural raw materials and live animals	s	s	s	s	s
G463	Wholesale of food, beverages and tobacco	15	5,407,437	604,165	5,380,356	577,084
G464	Wholesale of household goods	10	2,069,390	247,023	2,100,595	278,228
G465	Wholesale of machinery, equipment and supplies	3	565,720	96,436	634,092	164,808
G466	Other specialized wholesale	4	380,394	10,292	382,226	12,124
G471	Retail sale in non-specialized stores	30	9,108,267	1,295,477	9,158,411	1,345,621
G472	Retail sale of food, beverages and tobacco in specialized stores	5	631,573	24,811	638,774	32,012
G473	Retail sale of automotive fuel in specialized stores	7	1,076,241	257,303	1,083,616	264,678
G474	Retail sale of information and communications equipment in specialized stores	s	s	s	s	s
G475	Retail sale of other household equipment in specialized stores	15	1,402,763	232,734	1,550,713	380,684
G477	Retail sale of other goods in specialized stores	12	1,223,335	243,492	1,091,214	111,371
ARMM		11	1,187,734	209,542	1,400,436	422,244
G462	Wholesale of agricultural raw materials and live animals	s	s	s	s	s
G463	Wholesale of food, beverages and tobacco	s	s	s	s	s
G466	Other specialized wholesale	s	s	s	s	s
G471	Retail sale in non-specialized stores	6	389,883	106,685	391,119	107,921
G473	Retail sale of automotive fuel in specialized stores	s	s	s	s	s

TABLE 5a.2 Number of Establishments and Expense for Industrial Services Done by Others for Wholesale and Retail Trade; Repair of Motor Vehicles and Motorcycles Establishments with Total Employment of 20 and Over by Region and Industry Group: Philippines, 2017

(Values are in thousand pesos, except number of establishments. Details may not add-up to total due to rounding and/or statistical disclosure control.)

2009 PSIC Code	Region/ Industry Description	Number of Establishments	Industrial Services Done by Others		
			Total	Contract and Commission Work Done by Others	Other Industrial Services Done by Others
		(1)	(2)	(3)	(4)
PHILIPPINES		8,301	22,901,402	10,306,900	12,594,502
G451	Sale of motor vehicles	360	1,465,916	456,698	1,009,217
G452	Maintenance and repair of motor vehicles	114	291,630	173,259	118,371
G453	Sale of motor vehicle parts and accessories	204	720,431	494,012	226,419
G454	Sale, maintenance and repair of motorcycles and related parts and accessories	200	70,813	20,695	50,118
G461	Wholesale on a fee or contract basis	58	140,468	34,524	105,944
G462	Wholesale of agricultural raw materials and live animals	125	179,639	82,512	97,127
G463	Wholesale of food, beverages and tobacco	805	2,207,805	727,079	1,480,725
G464	Wholesale of household goods	855	3,682,174	1,938,251	1,743,924
G465	Wholesale of machinery, equipment and supplies	484	2,444,059	999,822	1,444,237
G466	Other specialized wholesale	544	2,126,162	724,770	1,401,392
G469	Non-specialized wholesale trade	15	16,540	5,103	11,437
G471	Retail sale in non-specialized stores	1,532	4,523,409	2,631,659	1,891,750
G472	Retail sale of food, beverages and tobacco in specialized stores	151	190,290	89,065	101,225
G473	Retail sale of automotive fuel in specialized stores	435	397,021	190,495	206,526
G474	Retail sale of information and communications equipment in specialized stores	151	353,821	276,826	76,995
G475	Retail sale of other household equipment in specialized stores	1,102	2,560,824	816,817	1,744,007
G476	Retail sale of cultural and recreation goods in specialized stores	116	135,501	83,115	52,386
G477	Retail sale of other goods in specialized stores	1,032	1,173,100	545,100	627,999
G479	Retail trade not in stores, stalls or markets	18	221,799	17,098	204,701
NCR		3,401	13,980,504	6,786,381	7,194,123
G451	Sale of motor vehicles	152	972,942	273,509	699,433
G452	Maintenance and repair of motor vehicles	60	79,020	27,774	51,246
G453	Sale of motor vehicle parts and accessories	110	667,178	479,583	187,595
G454	Sale, maintenance and repair of motorcycles and related parts and accessories	32	18,540	13,147	5,393
G461	Wholesale on a fee or contract basis	34	107,348	8,556	98,792
G462	Wholesale of agricultural raw materials and live animals	31	86,742	63,017	23,724
G463	Wholesale of food, beverages and tobacco	205	974,818	566,491	408,328
G464	Wholesale of household goods	584	3,260,320	1,747,430	1,512,890
G465	Wholesale of machinery, equipment and supplies	378	1,767,191	932,632	834,559
G466	Other specialized wholesale	304	1,455,147	528,133	927,014
G469	Non-specialized wholesale trade	12	13,861	5,103	8,757
G471	Retail sale in non-specialized stores	308	1,445,487	861,690	583,797

Continued

TABLE 5a.2 --Continued

2009 PSIC Code	Region/ Industry Description	Number of Establishments	Industrial Services Done by Others		
			Total	Contract and Commission Work Done by Others	Other Industrial Services Done by Others
		(1)	(2)	(3)	(4)
G472	Retail sale of food, beverages and tobacco in specialized stores	59	116,616	67,928	48,688
G473	Retail sale of automotive fuel in specialized stores	142	146,245	108,630	37,615
G474	Retail sale of information and communications equipment in specialized stores	84	337,405	270,569	66,836
G475	Retail sale of other household equipment in specialized stores	326	1,328,467	256,485	1,071,983
G476	Retail sale of cultural and recreation goods in specialized stores	76	107,375	63,218	44,158
G477	Retail sale of other goods in specialized stores	489	874,932	496,260	378,672
G479	Retail trade not in stores, stalls or markets	15	220,870	16,228	204,642
CAR		71	74,446	31,727	42,719
G451	Sale of motor vehicles	s	s	s	s
G453	Sale of motor vehicle parts and accessories	s	s	s	s
G454	Sale, maintenance and repair of motorcycles and related parts and accessories	s	s	s	s
G462	Wholesale of agricultural raw materials and live animals	s	s	s	s
G463	Wholesale of food, beverages and tobacco	10	18,819	3,001	15,819
G464	Wholesale of household goods	s	s	s	s
G465	Wholesale of machinery, equipment and supplies	s	s	s	s
G466	Other specialized wholesale	s	s	s	s
G471	Retail sale in non-specialized stores	28	38,715	26,618	12,098
G473	Retail sale of automotive fuel in specialized stores	7	917	276	641
G474	Retail sale of information and communications equipment in specialized stores	s	s	s	s
G475	Retail sale of other household equipment in specialized stores	5	860	-	860
G477	Retail sale of other goods in specialized stores	9	4,371	1,768	2,603
I - Ilocos		265	307,830	159,375	148,455
G451	Sale of motor vehicles	10	1,113	66	1,047
G452	Maintenance and repair of motor vehicles	s	s	s	s
G453	Sale of motor vehicle parts and accessories	7	861	-	861
G454	Sale, maintenance and repair of motorcycles and related parts and accessories	14	61	40	21
G462	Wholesale of agricultural raw materials and live animals	s	s	s	s
G463	Wholesale of food, beverages and tobacco	42	27,508	1,123	26,386
G464	Wholesale of household goods	11	4,990	919	4,071
G466	Other specialized wholesale	8	1,651	491	1,160
G471	Retail sale in non-specialized stores	77	119,995	90,279	29,716

Continued

TABLE 5a.2 --Continued

2009 PSIC Code	Region/ Industry Description	Number of Establishments	Industrial Services Done by Others		
			Total	Contract and Commission Work Done by Others	Other Industrial Services Done by Others
G472	Retail sale of food, beverages and tobacco in specialized stores	4	13,689	-	13,689
G473	Retail sale of automotive fuel in specialized stores	10	138	-	138
G474	Retail sale of information and communications equipment in specialized stores	5	687	-	687
G475	Retail sale of other household equipment in specialized stores	38	128,821	66,440	62,381
G476	Retail sale of cultural and recreation goods in specialized stores	4	424	-	424
G477	Retail sale of other goods in specialized stores	31	6,231	18	6,213
II - Cagayan Valley		151	225,407	114,027	111,380
G451	Sale of motor vehicles	6	6,742	2,956	3,785
G453	Sale of motor vehicle parts and accessories	s	s	s	s
G454	Sale, maintenance and repair of motorcycles and related parts and accessories	8	2,389	2,240	149
G462	Wholesale of agricultural raw materials and live animals	17	4,903	3,206	1,697
G463	Wholesale of food, beverages and tobacco	28	69,464	2,112	67,352
G464	Wholesale of household goods	7	2,690	931	1,759
G465	Wholesale of machinery, equipment and supplies	s	s	s	s
G466	Other specialized wholesale	3	1,294	-	1,294
G471	Retail sale in non-specialized stores	26	69,145	53,766	15,379
G472	Retail sale of food, beverages and tobacco in specialized stores	3	19	-	19
G473	Retail sale of automotive fuel in specialized stores	8	2,583	-	2,583
G474	Retail sale of information and communications equipment in specialized stores	s	s	s	s
G475	Retail sale of other household equipment in specialized stores	18	48,451	40,644	7,807
G476	Retail sale of cultural and recreation goods in specialized stores	s	s	s	s
G477	Retail sale of other goods in specialized stores	21	10,574	5,091	5,483
III - Central Luzon		628	1,419,563	764,917	654,646
G451	Sale of motor vehicles	39	88,744	58,839	29,905
G452	Maintenance and repair of motor vehicles	7	39,871	9,542	30,329
G453	Sale of motor vehicle parts and accessories	5	1,962	-	1,962
G454	Sale, maintenance and repair of motorcycles and related parts and accessories	20	1,304	-	1,304
G461	Wholesale on a fee or contract basis	s	s	s	s
G462	Wholesale of agricultural raw materials and live animals	15	9,834	7,722	2,112
G463	Wholesale of food, beverages and tobacco	67	181,104	19,035	162,068

Continued

TABLE 5a.2 --Continued

2009 PSIC Code	Region/ Industry Description	Number of Establishments	Industrial Services Done by Others		
			Total	Contract and Commission Work Done by Others	Other Industrial Services Done by Others
		(1)	(2)	(3)	(4)
G464	Wholesale of household goods	32	82,261	61,141	21,120
G465	Wholesale of machinery, equipment and supplies	5	1,090	-	1,090
G466	Other specialized wholesale	38	119,295	65,028	54,266
G469	Non-specialized wholesale trade	s	s	s	s
G471	Retail sale in non-specialized stores	177	633,319	452,497	180,822
G472	Retail sale of food, beverages and tobacco in specialized stores	10	5,138	8	5,130
G473	Retail sale of automotive fuel in specialized stores	51	9,516	6,634	2,881
G474	Retail sale of information and communications equipment in specialized stores	5	524	-	524
G475	Retail sale of other household equipment in specialized stores	84	197,401	73,882	123,519
G476	Retail sale of cultural and recreation goods in specialized stores	6	2,610	1,710	900
G477	Retail sale of other goods in specialized stores	63	43,987	8,878	35,109
IVA - CALABARZON		875	2,017,730	597,140	1,420,590
G451	Sale of motor vehicles	35	94,667	30,006	64,660
G452	Maintenance and repair of motor vehicles	17	85,278	79,778	5,501
G453	Sale of motor vehicle parts and accessories	16	23,969	12,598	11,371
G454	Sale, maintenance and repair of motorcycles and related parts and accessories	21	621	22	599
G461	Wholesale on a fee or contract basis	s	s	s	s
G462	Wholesale of agricultural raw materials and live animals	3	2,432	1,066	1,367
G463	Wholesale of food, beverages and tobacco	78	271,299	17,794	253,505
G464	Wholesale of household goods	37	168,089	93,577	74,512
G465	Wholesale of machinery, equipment and supplies	30	350,902	40,123	310,779
G466	Other specialized wholesale	57	149,380	17,370	132,010
G469	Non-specialized wholesale trade	s	s	s	s
G471	Retail sale in non-specialized stores	234	298,603	127,398	171,205
G472	Retail sale of food, beverages and tobacco in specialized stores	14	5,175	1,137	4,038
G473	Retail sale of automotive fuel in specialized stores	82	130,922	56,874	74,048
G474	Retail sale of information and communications equipment in specialized stores	7	897	-	897
G475	Retail sale of other household equipment in specialized stores	131	283,024	104,679	178,344
G476	Retail sale of cultural and recreation goods in specialized stores	s	s	s	s
G477	Retail sale of other goods in specialized stores	108	151,363	14,719	136,644

Continued

TABLE 5a.2 --Continued

2009 PSIC Code	Region/ Industry Description	Number of Establishments	Industrial Services Done by Others		
			Total	Contract and Commission Work Done by Others	Other Industrial Services Done by Others
		(1)	(2)	(3)	(4)
IVB - MIMAROPA		108	88,855	27,066	61,789
G451	Sale of motor vehicles	s	s	s	s
G453	Sale of motor vehicle parts and accessories	s	s	s	s
G454	Sale, maintenance and repair of motorcycles and related parts and accessories	8	62	35	27
G462	Wholesale of agricultural raw materials and live animals	11	717	268	449
G463	Wholesale of food, beverages and tobacco	30	53,554	8,351	45,203
G464	Wholesale of household goods	s	s	s	s
G466	Other specialized wholesale	s	s	s	s
G471	Retail sale in non-specialized stores	30	22,066	16,924	5,141
G472	Retail sale of food, beverages and tobacco in specialized stores	s	s	s	s
G473	Retail sale of automotive fuel in specialized stores	3	-	-	-
G474	Retail sale of information and communications equipment in specialized stores	3	211	-	211
G475	Retail sale of other household equipment in specialized stores	10	2,288	20	2,268
G477	Retail sale of other goods in specialized stores	6	576	-	576
V - Bicol		244	509,887	159,966	349,922
G451	Sale of motor vehicles	3	8,403	1,987	6,416
G452	Maintenance and repair of motor vehicles	s	s	s	s
G453	Sale of motor vehicle parts and accessories	s	s	s	s
G454	Sale, maintenance and repair of motorcycles and related parts and accessories	7	25,656	773	24,882
G461	Wholesale on a fee or contract basis	s	s	s	s
G462	Wholesale of agricultural raw materials and live animals	4	80	-	80
G463	Wholesale of food, beverages and tobacco	49	97,202	2,321	94,881
G464	Wholesale of household goods	17	5,913	1,175	4,738
G465	Wholesale of machinery, equipment and supplies	s	s	s	s
G466	Other specialized wholesale	4	496	-	496
G471	Retail sale in non-specialized stores	66	349,101	142,468	206,633
G472	Retail sale of food, beverages and tobacco in specialized stores	s	s	s	s
G473	Retail sale of automotive fuel in specialized stores	6	3,025	3,025	-
G474	Retail sale of information and communications equipment in specialized stores	3	1,466	630	836
G475	Retail sale of other household equipment in specialized stores	26	2,501	-	2,501
G476	Retail sale of cultural and recreation goods in specialized stores	s	s	s	s
G477	Retail sale of other goods in specialized stores	50	13,241	5,322	7,919

Continued

TABLE 5a.2 --Continued

2009 PSIC Code	Region/ Industry Description	Number of Establishments	Industrial Services Done by Others		
			Total	Contract and Commission Work Done by Others	Other Industrial Services Done by Others
		(1)	(2)	(3)	(4)
	VI - Western Visayas	454	734,142	373,162	360,980
G451	Sale of motor vehicles	21	2,592	-	2,592
G452	Maintenance and repair of motor vehicles	4	2,829	2,545	284
G453	Sale of motor vehicle parts and accessories	6	1,582	-	1,582
G454	Sale, maintenance and repair of motorcycles and related parts and accessories	18	320	-	320
G462	Wholesale of agricultural raw materials and live animals	s	s	s	s
G463	Wholesale of food, beverages and tobacco	60	33,406	4,704	28,702
G464	Wholesale of household goods	24	28,793	4,933	23,860
G465	Wholesale of machinery, equipment and supplies	6	19,298	1,051	18,248
G466	Other specialized wholesale	11	86,396	60,346	26,050
G471	Retail sale in non-specialized stores	115	326,846	179,531	147,316
G472	Retail sale of food, beverages and tobacco in specialized stores	10	10,999	7,661	3,338
G473	Retail sale of automotive fuel in specialized stores	15	2,008	-	2,008
G474	Retail sale of information and communications equipment in specialized stores	7	1,413	-	1,413
G475	Retail sale of other household equipment in specialized stores	97	195,193	107,887	87,306
G476	Retail sale of cultural and recreation goods in specialized stores	s	s	s	s
G477	Retail sale of other goods in specialized stores	57	17,597	1,876	15,722
	VII - Central Visayas	710	1,076,634	387,715	688,919
G451	Sale of motor vehicles	44	174,329	66,322	108,006
G452	Maintenance and repair of motor vehicles	8	10,234	9,542	691
G453	Sale of motor vehicle parts and accessories	21	6,041	-	6,041
G454	Sale, maintenance and repair of motorcycles and related parts and accessories	28	9,026	-	9,026
G461	Wholesale on a fee or contract basis	7	26,518	24,294	2,224
G462	Wholesale of agricultural raw materials and live animals	7	16,519	3,168	13,351
G463	Wholesale of food, beverages and tobacco	58	80,315	26,479	53,837
G464	Wholesale of household goods	51	40,223	13,217	27,006
G465	Wholesale of machinery, equipment and supplies	32	90,703	1,861	88,843
G466	Other specialized wholesale	54	117,717	26,882	90,835
G469	Non-specialized wholesale trade	s	s	s	s
G471	Retail sale in non-specialized stores	126	269,837	134,646	135,192
G472	Retail sale of food, beverages and tobacco in specialized stores	16	5,301	848	4,453
G473	Retail sale of automotive fuel in specialized stores	43	56,503	9,679	46,824

Continued

TABLE 5a.2 --Continued

2009 PSIC Code	Region/ Industry Description	Number of Establishments	Industrial Services Done by Others		
			Total	Contract and Commission Work Done by Others	Other Industrial Services Done by Others
		(1)	(2)	(3)	(4)
G474	Retail sale of information and communications equipment in specialized stores	19	6,989	3,547	3,442
G475	Retail sale of other household equipment in specialized stores	118	148,242	60,715	87,526
G476	Retail sale of cultural and recreation goods in specialized stores	11	7,815	5,593	2,222
G477	Retail sale of other goods in specialized stores	64	9,392	51	9,341
G479	Retail trade not in stores, stalls or markets	s	s	s	s
VIII - Eastern Visayas		158	153,261	61,241	92,021
G451	Sale of motor vehicles	3	9,477	3,210	6,267
G452	Maintenance and repair of motor vehicles	s	s	s	s
G453	Sale of motor vehicle parts and accessories	s	s	s	s
G454	Sale, maintenance and repair of motorcycles and related parts and accessories	5	-	-	-
G461	Wholesale on a fee or contract basis	s	s	s	s
G462	Wholesale of agricultural raw materials and live animals	6	1,257	1,257	-
G463	Wholesale of food, beverages and tobacco	33	44,157	2,319	41,837
G464	Wholesale of household goods	9	22,276	4,648	17,628
G466	Other specialized wholesale	4	3,897	135	3,761
G471	Retail sale in non-specialized stores	39	50,776	36,594	14,182
G472	Retail sale of food, beverages and tobacco in specialized stores	s	s	s	s
G473	Retail sale of automotive fuel in specialized stores	9	2,731	-	2,731
G474	Retail sale of information and communications equipment in specialized stores	s	s	s	s
G475	Retail sale of other household equipment in specialized stores	34	17,248	13,077	4,171
G477	Retail sale of other goods in specialized stores	10	233	-	233
IX - Zamboanga Peninsula		159	191,493	78,090	113,403
G451	Sale of motor vehicles	s	s	s	s
G453	Sale of motor vehicle parts and accessories	s	s	s	s
G454	Sale, maintenance and repair of motorcycles and related parts and accessories	5	1,278	130	1,148
G461	Wholesale on a fee or contract basis	3	1,073	-	1,073
G462	Wholesale of agricultural raw materials and live animals	5	3,548	-	3,548
G463	Wholesale of food, beverages and tobacco	19	38,745	9,257	29,488
G464	Wholesale of household goods	13	9,930	190	9,740
G465	Wholesale of machinery, equipment and supplies	s	s	s	s
G466	Other specialized wholesale	4	1,609	-	1,609

Continued

TABLE 5a.2 --Continued

2009 PSIC Code	Region/ Industry Description	Number of Establishments	Industrial Services Done by Others		
			Total	Contract and Commission Work Done by Others	Other Industrial Services Done by Others
		(1)	(2)	(3)	(4)
G471	Retail sale in non-specialized stores	51	67,857	54,624	13,233
G472	Retail sale of food, beverages and tobacco in specialized stores	6	25,983	10,636	15,347
G473	Retail sale of automotive fuel in specialized stores	5	3,579	2,080	1,499
G475	Retail sale of other household equipment in specialized stores	25	35,240	1,030	34,210
G476	Retail sale of cultural and recreation goods in specialized stores	s	s	s	s
G477	Retail sale of other goods in specialized stores	17	2,170	-	2,170
X - Northern Mindanao		286	770,284	202,916	567,368
G451	Sale of motor vehicles	17	55,443	11,837	43,607
G452	Maintenance and repair of motor vehicles	s	s	s	s
G453	Sale of motor vehicle parts and accessories	11	11,882	196	11,686
G454	Sale, maintenance and repair of motorcycles and related parts and accessories	7	595	-	595
G462	Wholesale of agricultural raw materials and live animals	6	44,978	484	44,495
G463	Wholesale of food, beverages and tobacco	37	77,136	25,774	51,362
G464	Wholesale of household goods	21	16,777	745	16,032
G465	Wholesale of machinery, equipment and supplies	6	95,445	123	95,322
G466	Other specialized wholesale	16	55,748	10,391	45,357
G471	Retail sale in non-specialized stores	61	336,936	126,495	210,441
G472	Retail sale of food, beverages and tobacco in specialized stores	7	3,826	-	3,826
G473	Retail sale of automotive fuel in specialized stores	15	24,908	-	24,908
G474	Retail sale of information and communications equipment in specialized stores	3	884	12	872
G475	Retail sale of other household equipment in specialized stores	49	34,089	26,533	7,556
G476	Retail sale of cultural and recreation goods in specialized stores	s	s	s	s
G477	Retail sale of other goods in specialized stores	25	11,054	219	10,834
XI - Davao		443	950,294	366,678	583,616
G451	Sale of motor vehicles	14	34,854	2,727	32,127
G452	Maintenance and repair of motor vehicles	11	63,138	36,016	27,122
G453	Sale of motor vehicle parts and accessories	13	4,637	198	4,438
G454	Sale, maintenance and repair of motorcycles and related parts and accessories	13	5,112	1,920	3,192
G461	Wholesale on a fee or contract basis	7	5,512	1,674	3,839
G462	Wholesale of agricultural raw materials and live animals	4	3,861	337	3,524
G463	Wholesale of food, beverages and tobacco	38	145,568	30,963	114,605

Continued

TABLE 5a.2 --Continued

2009 PSIC Code	Region/ Industry Description	Number of Establishments	Industrial Services Done by Others		
			Total	Contract and Commission Work Done by Others	Other Industrial Services Done by Others
		(1)	(2)	(3)	(4)
G464	Wholesale of household goods	26	32,439	8,337	24,101
G465	Wholesale of machinery, equipment and supplies	17	94,112	20,728	73,384
G466	Other specialized wholesale	31	124,296	15,994	108,302
G471	Retail sale in non-specialized stores	103	326,147	209,642	116,504
G472	Retail sale of food, beverages and tobacco in specialized stores	5	-	-	-
G473	Retail sale of automotive fuel in specialized stores	21	6,677	3,138	3,538
G474	Retail sale of information and communications equipment in specialized stores	7	2,205	1,663	542
G475	Retail sale of other household equipment in specialized stores	82	64,202	11,113	53,090
G476	Retail sale of cultural and recreation goods in specialized stores	6	14,343	11,327	3,016
G477	Retail sale of other goods in specialized stores	44	23,191	10,899	12,292
G479	Retail trade not in stores, stalls or markets	s	s	s	s
XII - SOCCSKSARGEN		219	305,147	165,360	139,787
G451	Sale of motor vehicles	5	9,177	3,611	5,566
G452	Maintenance and repair of motor vehicles	s	s	s	s
G453	Sale of motor vehicle parts and accessories	5	666	-	666
G454	Sale, maintenance and repair of motorcycles and related parts and accessories	7	5,702	2,323	3,379
G462	Wholesale of agricultural raw materials and live animals	7	852	334	518
G463	Wholesale of food, beverages and tobacco	35	67,467	5,097	62,370
G464	Wholesale of household goods	10	2,593	300	2,292
G465	Wholesale of machinery, equipment and supplies	s	s	s	s
G466	Other specialized wholesale	s	s	s	s
G471	Retail sale in non-specialized stores	55	148,439	115,482	32,958
G472	Retail sale of food, beverages and tobacco in specialized stores	7	2,547	-	2,547
G473	Retail sale of automotive fuel in specialized stores	10	7,069	158	6,911
G474	Retail sale of information and communications equipment in specialized stores	s	s	s	s
G475	Retail sale of other household equipment in specialized stores	44	49,732	30,820	18,911
G476	Retail sale of cultural and recreation goods in specialized stores	s	s	s	s
G477	Retail sale of other goods in specialized stores	26	2,928	-	2,928
XIII - Caraga		118	95,638	31,140	64,498
G451	Sale of motor vehicles	6	6,358	863	5,494
G452	Maintenance and repair of motor vehicles	s	s	s	s

Continued

TABLE 5a.2 --Concluded

2009 PSIC Code	Region/ Industry Description	Number of Establishments	Industrial Services Done by Others		
			Total	Contract and Commission Work Done by Others	Other Industrial Services Done by Others
		(1)	(2)	(3)	(4)
G454	Sale, maintenance and repair of motorcycles and related parts and accessories	6	7	-	7
G462	Wholesale of agricultural raw materials and live animals	s	s	s	s
G463	Wholesale of food, beverages and tobacco	15	27,244	2,260	24,984
G464	Wholesale of household goods	10	3,078	706	2,372
G465	Wholesale of machinery, equipment and supplies	3	10,012	628	9,383
G466	Other specialized wholesale	4	1,067	-	1,067
G471	Retail sale in non-specialized stores	30	20,140	3,006	17,134
G472	Retail sale of food, beverages and tobacco in specialized stores	5	-	-	-
G473	Retail sale of automotive fuel in specialized stores	7	201	-	201
G474	Retail sale of information and communications equipment in specialized stores	s	s	s	s
G475	Retail sale of other household equipment in specialized stores	15	25,066	23,492	1,574
G477	Retail sale of other goods in specialized stores	12	1,259	-	1,259
ARMM		11	288	-	288
G462	Wholesale of agricultural raw materials and live animals	s	s	s	s
G463	Wholesale of food, beverages and tobacco	s	s	s	s
G466	Other specialized wholesale	s	s	s	s
G471	Retail sale in non-specialized stores	6	-	-	-
G473	Retail sale of automotive fuel in specialized stores	s	s	s	s

TABLE 5a.3 Number of Establishments and Expense for Non-Industrial Services Done by Others for Wholesale and Retail Trade; Repair of Motor Vehicles and Motorcycles Establishments with Total Employment of 20 and Over by Region and Industry Group: Philippines, 2017

(Values are in thousand pesos, except number of establishments. Details may not add-up to total due to rounding and/or statistical disclosure control.)

2009 PSIC Code	Region/ Industry Description	Number of Establishments	Non-Industrial Done by Others					
			Total	Rent Expense from Land	Rental Expense from Buildings, Warehouses and Other Structures	Rental Expense from Machinery and Transport Equipment	Rental Expense from Office Equipment	Other Rental Expense
		(1)	(2)	(3)	(4)	(5)	(6)	(7)
	PHILIPPINES	8,301	149,691,648	4,708,994	34,162,937	1,228,502	385,217	965,103
G451	Sale of motor vehicles	360	9,682,668	291,377	1,040,300	10,400	3,473	83,607
G452	Maintenance and repair of motor vehicles	114	724,140	41,289	175,868	1,178	-	7,599
G453	Sale of motor vehicle parts and accessories	204	1,364,604	55,372	297,379	8,524	515	7,882
G454	Sale, maintenance and repair of motorcycles and related parts and accessories	200	649,819	38,197	206,078	33,590	-	-
G461	Wholesale on a fee or contract basis	58	2,813,723	12,453	84,278	2,849	4,587	-
G462	Wholesale of agricultural raw materials and live animals	125	1,870,455	73,711	223,525	57,927	11,371	-
G463	Wholesale of food, beverages and tobacco	805	13,470,689	60,136	1,582,665	46,231	5,625	29,331
G464	Wholesale of household goods	855	31,187,825	245,606	3,158,632	297,818	232,974	45,932
G465	Wholesale of machinery, equipment and supplies	484	10,572,340	104,281	1,098,383	127,640	68,167	8,697
G466	Other specialized wholesale	544	11,978,270	330,431	1,595,378	118,410	3,892	6,103
G469	Non-specialized wholesale trade	15	213,072	-	74,622	4,574	2,251	1,998
G471	Retail sale in non-specialized stores	1,532	35,954,945	2,644,834	14,138,026	86,243	47,427	631,964
G472	Retail sale of food, beverages and tobacco in specialized stores	151	1,601,597	3,163	241,356	48,321	271	772
G473	Retail sale of automotive fuel in specialized stores	435	2,331,979	355,414	261,727	10,922	760	-
G474	Retail sale of information and communications equipment in specialized stores	151	2,021,027	2,022	307,317	747	-	-
G475	Retail sale of other household equipment in specialized stores	1,102	9,363,094	230,970	4,317,792	19,679	472	1,754
G476	Retail sale of cultural and recreation goods in specialized stores	116	1,621,428	91,757	913,259	19,843	154	173
G477	Retail sale of other goods in specialized stores	1,032	10,858,320	124,880	4,341,156	149,499	3,279	139,293
G479	Retail trade not in stores, stalls or markets	18	1,411,653	3,102	105,196	184,109	-	-
	NCR	3,401	98,426,608	2,736,847	19,789,652	1,005,703	331,304	561,588
G451	Sale of motor vehicles	152	6,108,480	185,781	705,025	10,367	3,473	19,437
G452	Maintenance and repair of motor vehicles	60	485,883	4,562	169,741	437	-	7,436
G453	Sale of motor vehicle parts and accessories	110	995,110	48,595	207,723	7,063	515	7,882
G454	Sale, maintenance and repair of motorcycles and related parts and accessories	32	209,662	2,114	75,467	-	-	-
G461	Wholesale on a fee or contract basis	34	1,203,363	10,661	58,843	1,072	4,418	-
G462	Wholesale of agricultural raw materials and live animals	31	1,192,714	67,771	60,326	37,062	-	-
G463	Wholesale of food, beverages and tobacco	205	7,711,683	28,223	857,276	14,840	5,152	28,496
G464	Wholesale of household goods	584	28,658,636	199,214	2,628,878	247,930	232,462	40,235
G465	Wholesale of machinery, equipment and supplies	378	8,832,308	55,531	956,258	104,755	61,540	6,851
G466	Other specialized wholesale	304	8,149,879	244,381	1,042,895	106,179	3,892	5,766

Continued

TABLE 5a.3 --Continued

2009 PSIC Code	Region/ Industry Description	Number of Establishments	Non-Industrial Done by Others					
			Total	Rent Expense from Land	Rental Expense from Buildings, Warehouses and Other Structures	Rental Expense from Machinery and Transport Equipment	Rental Expense from Office Equipment	Other Rental Expense
			(1)	(2)	(3)	(4)	(5)	(6)
G469	Non-specialized wholesale trade	12	66,151	-	7,492	-	-	-
G471	Retail sale in non-specialized stores	308	15,812,271	1,411,540	6,099,041	73,115	17,460	317,952
G472	Retail sale of food, beverages and tobacco in specialized stores	59	589,161	2,706	128,768	47,873	38	610
G473	Retail sale of automotive fuel in specialized stores	142	611,463	85,064	64,770	2,450	-	-
G474	Retail sale of information and communications equipment in specialized stores	84	1,610,788	810	214,341	747	-	-
G475	Retail sale of other household equipment in specialized stores	326	5,298,714	212,972	2,373,221	9,087	-	635
G476	Retail sale of cultural and recreation goods in specialized stores	76	1,373,773	88,382	753,479	19,348	110	173
G477	Retail sale of other goods in specialized stores	489	8,108,855	85,438	3,282,922	139,349	2,244	126,116
G479	Retail trade not in stores, stalls or markets	15	1,407,716	3,102	103,187	184,028	-	-
CAR		71	858,593	2,416	281,200	1,811	348	16
G451	Sale of motor vehicles	s	s	s	s	s	s	s
G453	Sale of motor vehicle parts and accessories	s	s	s	s	s	s	s
G454	Sale, maintenance and repair of motorcycles and related parts and accessories	s	s	s	s	s	s	s
G462	Wholesale of agricultural raw materials and live animals	s	s	s	s	s	s	s
G463	Wholesale of food, beverages and tobacco	10	77,505	2	8,680	14	-	16
G464	Wholesale of household goods	s	s	s	s	s	s	s
G465	Wholesale of machinery, equipment and supplies	s	s	s	s	s	s	s
G466	Other specialized wholesale	s	s	s	s	s	s	s
G471	Retail sale in non-specialized stores	28	655,013	500	210,660	-	-	-
G473	Retail sale of automotive fuel in specialized stores	7	20,998	1,914	11,991	-	265	-
G474	Retail sale of information and communications equipment in specialized stores	s	s	s	s	s	s	s
G475	Retail sale of other household equipment in specialized stores	5	33,417	-	27,904	-	-	-
G477	Retail sale of other goods in specialized stores	9	38,019	-	17,526	132	-	-
I - Ilocos		265	1,662,340	96,878	533,384	7,202	11,940	2,800
G451	Sale of motor vehicles	10	18,191	-	3,083	7	-	-
G452	Maintenance and repair of motor vehicles	s	s	s	s	s	s	s
G453	Sale of motor vehicle parts and accessories	7	16,804	427	882	-	-	-
G454	Sale, maintenance and repair of motorcycles and related parts and accessories	14	20,805	781	18,506	-	-	-
G462	Wholesale of agricultural raw materials and live animals	s	s	s	s	s	s	s

Continued

TABLE 5a.3 --Continued

2009 PSIC Code	Region/ Industry Description	Number of Establishments	Non-Industrial Done by Others					
			Total	Rent Expense from Land	Rental Expense from Buildings, Warehouses and Other Structures	Rental Expense from Machinery and Transport Equipment	Rental Expense from Office Equipment	Other Rental Expense
			(1)	(2)	(3)	(4)	(5)	(6)
G463	Wholesale of food, beverages and tobacco	42	255,679	386	16,494	73	-	-
G464	Wholesale of household goods	11	58,863	2,909	3,672	104	-	-
G466	Other specialized wholesale	8	27,008	6,480	2,217	27	-	-
G471	Retail sale in non-specialized stores	77	705,572	81,868	266,078	6,502	11,940	-
G472	Retail sale of food, beverages and tobacco in specialized stores	4	97,861	-	7,410	-	-	-
G473	Retail sale of automotive fuel in specialized stores	10	12,021	3,080	2,880	-	-	-
G474	Retail sale of information and communications equipment in specialized stores	5	7,801	947	3,241	-	-	-
G475	Retail sale of other household equipment in specialized stores	38	262,473	-	145,550	22	-	-
G476	Retail sale of cultural and recreation goods in specialized stores	4	38,796	-	34,203	331	-	-
G477	Retail sale of other goods in specialized stores	31	139,655	-	28,963	-	-	2,800
II - Cagayan Valley		151	1,046,650	22,739	260,690	2,011	88	88
G451	Sale of motor vehicles	6	21,085	137	4,396	-	-	-
G453	Sale of motor vehicle parts and accessories	s	s	s	s	s	s	s
G454	Sale, maintenance and repair of motorcycles and related parts and accessories	8	7,689	-	1,733	-	-	-
G462	Wholesale of agricultural raw materials and live animals	17	52,876	1,294	3,954	390	-	-
G463	Wholesale of food, beverages and tobacco	28	339,360	151	30,803	441	-	-
G464	Wholesale of household goods	7	31,010	141	2,976	750	-	-
G465	Wholesale of machinery, equipment and supplies	s	s	s	s	s	s	s
G466	Other specialized wholesale	3	89,613	-	2,273	-	-	-
G471	Retail sale in non-specialized stores	26	270,606	9,586	137,555	131	-	88
G472	Retail sale of food, beverages and tobacco in specialized stores	3	4,908	447	258	-	-	-
G473	Retail sale of automotive fuel in specialized stores	8	9,951	1,841	1,470	50	88	-
G474	Retail sale of information and communications equipment in specialized stores	s	s	s	s	s	s	s
G475	Retail sale of other household equipment in specialized stores	18	97,087	-	46,231	64	-	-
G476	Retail sale of cultural and recreation goods in specialized stores	s	s	s	s	s	s	s
G477	Retail sale of other goods in specialized stores	21	91,416	6,479	27,405	179	-	-
III - Central Luzon		628	7,199,646	479,331	2,288,602	37,824	14,088	81,724
G451	Sale of motor vehicles	39	381,625	59,651	28,938	-	-	9,905
G452	Maintenance and repair of motor vehicles	7	16,049	12	510	-	-	164

Continued

TABLE 5a.3 --Continued

2009 PSIC Code	Region/ Industry Description	Number of Establishments	Non-Industrial Done by Others					
			Total	Rent Expense from Land	Rental Expense from Buildings, Warehouses and Other Structures	Rental Expense from Machinery and Transport Equipment	Rental Expense from Office Equipment	Other Rental Expense
G453	Sale of motor vehicle parts and accessories	5	10,068	1,226	2,889	-	-	
G454	Sale, maintenance and repair of motorcycles and related parts and accessories	20	24,647	120	15,273	56	-	-
G461	Wholesale on a fee or contract basis	s	s	s	s	s	s	s
G462	Wholesale of agricultural raw materials and live animals	15	155,431	-	48,493	19,439	11,371	-
G463	Wholesale of food, beverages and tobacco	67	661,609	14,435	74,131	1,238	443	-
G464	Wholesale of household goods	32	176,022	20,757	67,399	516	-	5,680
G465	Wholesale of machinery, equipment and supplies	5	19,718	-	2,311	-	-	-
G466	Other specialized wholesale	38	262,058	1,299	50,133	7,460	-	191
G469	Non-specialized wholesale trade	s	s	s	s	s	s	s
G471	Retail sale in non-specialized stores	177	3,728,755	365,589	1,360,010	17	646	62,927
G472	Retail sale of food, beverages and tobacco in specialized stores	10	146,630	10	4,923	312	233	-
G473	Retail sale of automotive fuel in specialized stores	51	73,413	12,639	16,065	1,530	-	-
G474	Retail sale of information and communications equipment in specialized stores	5	35,594	147	1,321	-	-	-
G475	Retail sale of other household equipment in specialized stores	84	621,030	858	386,672	391	-	-
G476	Retail sale of cultural and recreation goods in specialized stores	6	24,902	79	19,167	-	26	-
G477	Retail sale of other goods in specialized stores	63	538,214	1,506	168,576	4,140	-	1,669
IVA - CALABARZON		875	13,760,600	631,253	4,291,536	50,833	7,973	235,197
G451	Sale of motor vehicles	35	589,564	7,440	80,011	-	-	25,521
G452	Maintenance and repair of motor vehicles	17	198,092	34,981	2,728	740	-	-
G453	Sale of motor vehicle parts and accessories	16	177,601	639	31,295	-	-	-
G454	Sale, maintenance and repair of motorcycles and related parts and accessories	21	55,598	13,030	32,437	-	-	-
G461	Wholesale on a fee or contract basis	s	s	s	s	s	s	s
G462	Wholesale of agricultural raw materials and live animals	3	5,859	47	405	542	-	-
G463	Wholesale of food, beverages and tobacco	78	1,140,359	10,226	127,631	7,300	-	-
G464	Wholesale of household goods	37	370,574	-	103,930	6,948	-	-
G465	Wholesale of machinery, equipment and supplies	30	1,183,541	22,562	87,923	19,753	5,468	1,740
G466	Other specialized wholesale	57	555,138	38,966	136,208	2,004	-	-
G469	Non-specialized wholesale trade	s	s	s	s	s	s	s
G471	Retail sale in non-specialized stores	234	6,765,322	347,328	2,747,328	1,410	419	202,465
G472	Retail sale of food, beverages and tobacco in specialized stores	14	178,705	-	10,893	114	-	-
G473	Retail sale of automotive fuel in specialized stores	82	582,668	129,919	22,744	1,989	-	-
G474	Retail sale of information and communications equipment in specialized stores	7	160,270	-	12,451	-	-	-

Continued

TABLE 5a.3 --Continued

2009 PSIC Code	Region/ Industry Description	Number of Establishments	Non-Industrial Done by Others					
			Total	Rent Expense from Land	Rental Expense from Buildings, Warehouses and Other Structures	Rental Expense from Machinery and Transport Equipment	Rental Expense from Office Equipment	Other Rental Expense
		(1)	(2)	(3)	(4)	(5)	(6)	(7)
G475	Retail sale of other household equipment in specialized stores	131	838,153	2,398	466,329	4,654	-	1,119
G476	Retail sale of cultural and recreation goods in specialized stores	s	s	s	s	s	s	s
G477	Retail sale of other goods in specialized stores	108	851,120	23,352	400,233	3,500	1,035	3,543
IVB - MIMAROPA		108	380,994	7,265	105,798	1,561	-	3,668
G451	Sale of motor vehicles	s	s	s	s	s	s	s
G453	Sale of motor vehicle parts and accessories	s	s	s	s	s	s	s
G454	Sale, maintenance and repair of motorcycles and related parts and accessories	8	6,032	490	4,233	-	-	-
G462	Wholesale of agricultural raw materials and live animals	11	11,558	-	6,854	-	-	-
G463	Wholesale of food, beverages and tobacco	30	135,456	2,601	15,690	404	-	-
G464	Wholesale of household goods	s	s	s	s	s	s	s
G466	Other specialized wholesale	s	s	s	s	s	s	s
G471	Retail sale in non-specialized stores	30	102,240	1,106	56,848	161	-	3,651
G472	Retail sale of food, beverages and tobacco in specialized stores	s	s	s	s	s	s	s
G473	Retail sale of automotive fuel in specialized stores	3	8,660	2,379	6,153	-	-	-
G474	Retail sale of information and communications equipment in specialized stores	3	54,625	-	1,962	-	-	-
G475	Retail sale of other household equipment in specialized stores	10	30,841	-	5,040	574	-	-
G477	Retail sale of other goods in specialized stores	6	12,199	408	4,027	395	-	-
V - Bicol		244	1,888,199	12,722	568,720	46,791	76	3,366
G451	Sale of motor vehicles	3	85,632	4,492	2,651	-	-	-
G452	Maintenance and repair of motor vehicles	s	s	s	s	s	s	s
G453	Sale of motor vehicle parts and accessories	s	s	s	s	s	s	s
G454	Sale, maintenance and repair of motorcycles and related parts and accessories	7	132,851	-	-	33,372	-	-
G461	Wholesale on a fee or contract basis	s	s	s	s	s	s	s
G462	Wholesale of agricultural raw materials and live animals	4	20,927	-	7,261	-	-	-
G463	Wholesale of food, beverages and tobacco	49	499,875	1,152	64,007	8,756	30	-
G464	Wholesale of household goods	17	188,240	-	17,720	2,778	-	-
G465	Wholesale of machinery, equipment and supplies	s	s	s	s	s	s	s
G466	Other specialized wholesale	4	4,568	-	434	-	-	-
G471	Retail sale in non-specialized stores	66	718,341	4,329	386,024	1,100	46	3,326
G472	Retail sale of food, beverages and tobacco in specialized stores	s	s	s	s	s	s	s

Continued

TABLE 5a.3 --Continued

2009 PSIC Code	Region/ Industry Description	Number of Establishments	Non-Industrial Done by Others					
			Total	Rent Expense from Land	Rental Expense from Buildings, Warehouses and Other Structures	Rental Expense from Machinery and Transport Equipment	Rental Expense from Office Equipment	Other Rental Expense
		(1)	(2)	(3)	(4)	(5)	(6)	(7)
G473	Retail sale of automotive fuel in specialized stores	6	6,037	1,270	780	-	-	-
G474	Retail sale of information and communications equipment in specialized stores	3	16,202	-	2,642	-	-	-
G475	Retail sale of other household equipment in specialized stores	26	104,055	190	28,485	521	-	-
G476	Retail sale of cultural and recreation goods in specialized stores	s	s	s	s	s	s	s
G477	Retail sale of other goods in specialized stores	50	100,783	-	54,882	183	-	40
VI - Western Visayas		454	3,608,975	152,260	1,201,765	14,074	62	3,291
G451	Sale of motor vehicles	21	87,303	-	33,762	-	-	-
G452	Maintenance and repair of motor vehicles	4	1,769	60	385	-	-	-
G453	Sale of motor vehicle parts and accessories	6	15,003	-	5,341	-	-	-
G454	Sale, maintenance and repair of motorcycles and related parts and accessories	18	16,320	937	9,418	-	-	-
G462	Wholesale of agricultural raw materials and live animals	s	s	s	s	s	s	s
G463	Wholesale of food, beverages and tobacco	60	219,615	1,013	43,405	301	-	-
G464	Wholesale of household goods	24	266,633	13,419	71,608	13,116	-	-
G465	Wholesale of machinery, equipment and supplies	6	32,274	3,316	2,091	79	-	-
G466	Other specialized wholesale	11	323,640	17,578	15,936	78	-	-
G471	Retail sale in non-specialized stores	115	1,709,347	112,552	644,636	-	62	1,276
G472	Retail sale of food, beverages and tobacco in specialized stores	10	60,575	-	20,203	-	-	-
G473	Retail sale of automotive fuel in specialized stores	15	10,238	-	1,183	-	-	-
G474	Retail sale of information and communications equipment in specialized stores	7	18,293	-	14,670	-	-	-
G475	Retail sale of other household equipment in specialized stores	97	628,358	660	255,739	-	-	-
G476	Retail sale of cultural and recreation goods in specialized stores	s	s	s	s	s	s	s
G477	Retail sale of other goods in specialized stores	57	159,476	2,724	67,032	499	-	2,015
VII - Central Visayas		710	8,224,017	287,913	2,332,245	21,401	671	38,710
G451	Sale of motor vehicles	44	1,315,203	18,473	132,848	-	-	28,744
G452	Maintenance and repair of motor vehicles	8	11,422	-	1,537	-	-	-
G453	Sale of motor vehicle parts and accessories	21	64,249	2,376	16,150	1,225	-	-
G454	Sale, maintenance and repair of motorcycles and related parts and accessories	28	69,803	19,137	8,120	-	-	-
G461	Wholesale on a fee or contract basis	7	69,487	594	11,329	-	-	-
G462	Wholesale of agricultural raw materials and live animals	7	94,989	-	43,588	172	-	-

Continued

TABLE 5a.3 --Continued

2009 PSIC Code	Region/ Industry Description	Number of Establishments	Non-Industrial Done by Others					
			Total	Rent Expense from Land	Rental Expense from Buildings, Warehouses and Other Structures	Rental Expense from Machinery and Transport Equipment	Rental Expense from Office Equipment	Other Rental Expense
			(1)	(2)	(3)	(4)	(5)	(6)
G463	Wholesale of food, beverages and tobacco	58	431,144	14	100,480	1,387	-	819
G464	Wholesale of household goods	51	636,696	3,067	134,287	12,910	239	-
G465	Wholesale of machinery, equipment and supplies	32	229,317	2,980	33,025	282	54	106
G466	Other specialized wholesale	54	1,007,648	3,638	141,475	1,048	-	146
G469	Non-specialized wholesale trade	s	s	s	s	s	s	s
G471	Retail sale in non-specialized stores	126	2,374,985	162,607	1,088,312	1,180	99	8,895
G472	Retail sale of food, beverages and tobacco in specialized stores	16	109,702	-	11,818	-	-	-
G473	Retail sale of automotive fuel in specialized stores	43	678,626	71,804	112,812	2,999	261	-
G474	Retail sale of information and communications equipment in specialized stores	19	60,844	117	30,679	-	-	-
G475	Retail sale of other household equipment in specialized stores	118	590,431	2,881	247,578	-	-	-
G476	Retail sale of cultural and recreation goods in specialized stores	11	97,784	-	62,231	79	18	-
G477	Retail sale of other goods in specialized stores	64	378,077	226	154,151	38	-	-
G479	Retail trade not in stores, stalls or markets	s	s	s	s	s	s	s
VIII - Eastern Visayas		158	817,588	11,662	252,495	2,115	147	-
G451	Sale of motor vehicles	3	30,133	-	5,165	-	-	-
G452	Maintenance and repair of motor vehicles	s	s	s	s	s	s	s
G453	Sale of motor vehicle parts and accessories	s	s	s	s	s	s	s
G454	Sale, maintenance and repair of motorcycles and related parts and accessories	5	6,497	-	5,487	-	-	-
G461	Wholesale on a fee or contract basis	s	s	s	s	s	s	s
G462	Wholesale of agricultural raw materials and live animals	6	12,610	836	2	-	-	-
G463	Wholesale of food, beverages and tobacco	33	325,320	727	47,733	587	-	-
G464	Wholesale of household goods	9	83,740	125	28,916	1,439	-	-
G466	Other specialized wholesale	4	18,049	731	2,293	-	-	-
G471	Retail sale in non-specialized stores	39	206,405	7,697	134,567	-	-	-
G472	Retail sale of food, beverages and tobacco in specialized stores	s	s	s	s	s	s	s
G473	Retail sale of automotive fuel in specialized stores	9	26,259	-	-	66	147	-
G474	Retail sale of information and communications equipment in specialized stores	s	s	s	s	s	s	s
G475	Retail sale of other household equipment in specialized stores	34	69,050	1,366	23,785	23	-	-
G477	Retail sale of other goods in specialized stores	10	9,341	180	2,495	-	-	-
IX - Zamboanga Peninsula		159	771,566	15,146	162,007	2,772	-	162

Continued

TABLE 5a.3 --Continued

2009 PSIC Code	Region/ Industry Description	Number of Establishments	Non-Industrial Done by Others					
			Total	Rent Expense from Land	Rental Expense from Buildings, Warehouses and Other Structures	Rental Expense from Machinery and Transport Equipment	Rental Expense from Office Equipment	Other Rental Expense
		(1)	(2)	(3)	(4)	(5)	(6)	(7)
G451	Sale of motor vehicles	s	s	s	s	s	s	s
G453	Sale of motor vehicle parts and accessories	s	s	s	s	s	s	s
G454	Sale, maintenance and repair of motorcycles and related parts and accessories	5	12,205	-	719	162	-	-
G461	Wholesale on a fee or contract basis	3	35,063	-	2,674	-	-	-
G462	Wholesale of agricultural raw materials and live animals	5	9,910	72	4,532	-	-	-
G463	Wholesale of food, beverages and tobacco	19	149,562	7	10,100	91	-	-
G464	Wholesale of household goods	13	119,938	-	15,737	-	-	-
G465	Wholesale of machinery, equipment and supplies	s	s	s	s	s	s	s
G466	Other specialized wholesale	4	5,778	-	50	-	-	-
G471	Retail sale in non-specialized stores	51	248,169	13,783	99,023	-	-	-
G472	Retail sale of food, beverages and tobacco in specialized stores	6	9,952	-	5,846	-	-	162
G473	Retail sale of automotive fuel in specialized stores	5	4,507	-	991	1,838	-	-
G475	Retail sale of other household equipment in specialized stores	25	91,707	1,218	13,564	600	-	-
G476	Retail sale of cultural and recreation goods in specialized stores	s	s	s	s	s	s	s
G477	Retail sale of other goods in specialized stores	17	27,553	-	8,156	81	-	-
X - Northern Mindanao		286	2,768,287	162,932	491,751	15,492	1,938	-
G451	Sale of motor vehicles	17	191,835	7,850	19,291	-	-	-
G452	Maintenance and repair of motor vehicles	s	s	s	s	s	s	s
G453	Sale of motor vehicle parts and accessories	11	30,366	267	18,808	-	-	-
G454	Sale, maintenance and repair of motorcycles and related parts and accessories	7	8,203	920	3,077	-	-	-
G462	Wholesale of agricultural raw materials and live animals	6	125,274	-	35,894	-	-	-
G463	Wholesale of food, beverages and tobacco	37	315,296	513	38,673	282	-	-
G464	Wholesale of household goods	21	269,385	1,504	36,460	8,363	232	-
G465	Wholesale of machinery, equipment and supplies	6	80,715	9,508	630	1,441	935	-
G466	Other specialized wholesale	16	189,308	17,295	1,399	-	-	-
G471	Retail sale in non-specialized stores	61	790,893	73,506	194,823	2,561	771	-
G472	Retail sale of food, beverages and tobacco in specialized stores	7	231,639	-	25,496	21	-	-
G473	Retail sale of automotive fuel in specialized stores	15	243,755	45,095	1,861	-	-	-
G474	Retail sale of information and communications equipment in specialized stores	3	11,237	-	9,067	-	-	-
G475	Retail sale of other household equipment in specialized stores	49	185,516	3,336	82,711	1,821	-	-
G476	Retail sale of cultural and recreation goods in specialized stores	s	s	s	s	s	s	s

Continued

TABLE 5a.3 --Continued

2009 PSIC Code	Region/ Industry Description	Number of Establishments	Non-Industrial Done by Others					
			Total	Rent Expense from Land	Rental Expense from Buildings, Warehouses and Other Structures	Rental Expense from Machinery and Transport Equipment	Rental Expense from Office Equipment	Other Rental Expense
		(1)	(2)	(3)	(4)	(5)	(6)	(7)
G477	Retail sale of other goods in specialized stores	25	90,731	527	23,561	1,003	-	-
	XI - Davao	443	6,437,104	44,553	1,268,893	17,680	15,681	34,493
G451	Sale of motor vehicles	14	641,739	7,047	16,507	-	-	-
G452	Maintenance and repair of motor vehicles	11	5,254	-	586	-	-	-
G453	Sale of motor vehicle parts and accessories	13	21,647	180	10,312	-	-	-
G454	Sale, maintenance and repair of motorcycles and related parts and accessories	13	51,846	-	23,387	-	-	-
G461	Wholesale on a fee or contract basis	7	1,194,454	128	7,755	1,748	-	-
G462	Wholesale of agricultural raw materials and live animals	4	60,288	-	2,271	-	-	-
G463	Wholesale of food, beverages and tobacco	38	782,723	429	92,411	10,239	-	-
G464	Wholesale of household goods	26	222,327	1,524	34,247	2,893	-	-
G465	Wholesale of machinery, equipment and supplies	17	160,823	7,070	12,861	976	-	-
G466	Other specialized wholesale	31	1,332,006	-	198,202	135	-	-
G471	Retail sale in non-specialized stores	103	1,249,473	23,759	598,902	-	15,210	31,383
G472	Retail sale of food, beverages and tobacco in specialized stores	5	4,671	-	4,174	-	-	-
G473	Retail sale of automotive fuel in specialized stores	21	14,386	-	5,938	-	-	-
G474	Retail sale of information and communications equipment in specialized stores	7	14,323	-	11,921	-	-	-
G475	Retail sale of other household equipment in specialized stores	82	368,452	-	149,855	1,690	472	-
G476	Retail sale of cultural and recreation goods in specialized stores	6	58,022	1,172	30,693	-	-	-
G477	Retail sale of other goods in specialized stores	44	253,766	3,242	68,363	-	-	3,110
G479	Retail trade not in stores, stalls or markets	s	s	s	s	s	s	s
	XII - SOCCSKSARGEN	219	1,252,525	40,759	247,490	541	803	-
G451	Sale of motor vehicles	5	119,001	-	3,675	-	-	-
G452	Maintenance and repair of motor vehicles	s	s	s	s	s	s	s
G453	Sale of motor vehicle parts and accessories	5	10,615	429	1,772	236	-	-
G454	Sale, maintenance and repair of motorcycles and related parts and accessories	7	21,506	-	4,855	-	-	-
G462	Wholesale of agricultural raw materials and live animals	7	52,833	3,691	2,827	-	-	-
G463	Wholesale of food, beverages and tobacco	35	300,378	221	39,332	243	-	-
G464	Wholesale of household goods	10	83,741	2,879	6,631	28	28	-
G465	Wholesale of machinery, equipment and supplies	s	s	s	s	s	s	s
G466	Other specialized wholesale	s	s	s	s	s	s	s
G471	Retail sale in non-specialized stores	55	350,787	28,905	92,902	35	775	-

Continued

TABLE 5a.3 --Continued

2009 PSIC Code	Region/ Industry Description	Number of Establishments	Non-Industrial Done by Others					
			Total	Rent Expense from Land	Rental Expense from Buildings, Warehouses and Other Structures	Rental Expense from Machinery and Transport Equipment	Rental Expense from Office Equipment	Other Rental Expense
G472	Retail sale of food, beverages and tobacco in specialized stores	7	137,130	-	17,731	-	-	-
G473	Retail sale of automotive fuel in specialized stores	10	20,438	408	5,119	-	-	-
G474	Retail sale of information and communications equipment in specialized stores	s	s	s	s	s	s	s
G475	Retail sale of other household equipment in specialized stores	44	106,900	3,543	43,497	-	-	-
G476	Retail sale of cultural and recreation goods in specialized stores	s	s	s	s	s	s	s
G477	Retail sale of other goods in specialized stores	26	43,265	530	25,817	-	-	-
XIII - Caraga		118	558,067	4,319	81,504	660	100	-
G451	Sale of motor vehicles	6	25,383	225	2,053	26	-	-
G452	Maintenance and repair of motor vehicles	s	s	s	s	s	s	s
G454	Sale, maintenance and repair of motorcycles and related parts and accessories	6	5,526	668	3,132	-	-	-
G462	Wholesale of agricultural raw materials and live animals	s	s	s	s	s	s	s
G463	Wholesale of food, beverages and tobacco	15	124,750	35	15,819	36	-	-
G464	Wholesale of household goods	10	12,902	-	3,566	15	13	-
G465	Wholesale of machinery, equipment and supplies	3	12,995	913	1,166	353	87	-
G466	Other specialized wholesale	4	6,597	63	64	-	-	-
G471	Retail sale in non-specialized stores	30	264,822	180	20,999	-	-	-
G472	Retail sale of food, beverages and tobacco in specialized stores	5	26,812	-	360	-	-	-
G473	Retail sale of automotive fuel in specialized stores	7	4,025	-	2,625	-	-	-
G474	Retail sale of information and communications equipment in specialized stores	s	s	s	s	s	s	s
G475	Retail sale of other household equipment in specialized stores	15	36,910	1,549	21,631	231	-	-
G477	Retail sale of other goods in specialized stores	12	15,850	267	7,046	-	-	-
ARMM		11	29,888	-	5,206	32	-	-
G462	Wholesale of agricultural raw materials and live animals	s	s	s	s	s	s	s
G463	Wholesale of food, beverages and tobacco	s	s	s	s	s	s	s
G466	Other specialized wholesale	s	s	s	s	s	s	s
G471	Retail sale in non-specialized stores	6	1,946	-	319	32	-	-
G473	Retail sale of automotive fuel in specialized stores	s	s	s	s	s	s	s

Continued

TABLE 5a.3 --Continued

2009 PSIC Code	Region/ Industry Description	Non-Industrial Done by Others					
		Communication Expense	Insurance Expense	Transport Service Expense	Marketing and Distribution Expense	Janitorial, Security and Messengerial Service Expense	Other Non-Industrial Services
		(8)	(9)	(10)	(11)	(12)	(13)
PHILIPPINES		3,903,918	3,024,476	13,504,731	23,616,429	11,190,798	53,000,542
G451	Sale of motor vehicles	210,649	206,770	298,148	2,478,694	683,345	4,375,905
G452	Maintenance and repair of motor vehicles	13,322	33,899	30,202	3,955	15,233	401,594
G453	Sale of motor vehicle parts and accessories	50,608	43,429	145,381	216,782	62,287	476,445
G454	Sale, maintenance and repair of motorcycles and related parts and accessories	23,467	28,626	50,599	80,352	43,147	145,762
G461	Wholesale on a fee or contract basis	23,202	11,870	263,234	7,379	5,661	2,398,210
G462	Wholesale of agricultural raw materials and live animals	33,074	35,697	760,730	101,747	36,881	535,792
G463	Wholesale of food, beverages and tobacco	227,343	308,647	2,104,713	2,108,910	963,534	6,033,554
G464	Wholesale of household goods	862,008	760,797	2,311,461	10,544,352	1,871,100	10,857,147
G465	Wholesale of machinery, equipment and supplies	379,046	299,079	1,459,462	1,220,429	317,998	5,489,159
G466	Other specialized wholesale	410,411	320,148	2,643,794	1,308,531	463,989	4,777,184
G469	Non-specialized wholesale trade	18,020	7,488	64,196	333	1,148	38,442
G471	Retail sale in non-specialized stores	743,349	495,534	766,424	1,866,114	4,757,881	9,777,150
G472	Retail sale of food, beverages and tobacco in specialized stores	31,437	44,943	90,574	304,008	30,744	806,009
G473	Retail sale of automotive fuel in specialized stores	43,500	50,989	241,427	138,435	139,119	1,089,686
G474	Retail sale of information and communications equipment in specialized stores	67,771	28,783	66,890	151,108	37,432	1,358,956
G475	Retail sale of other household equipment in specialized stores	490,950	121,252	1,275,729	705,829	762,074	1,436,594
G476	Retail sale of cultural and recreation goods in specialized stores	40,357	42,835	49,880	114,790	114,052	234,326
G477	Retail sale of other goods in specialized stores	223,535	180,727	427,126	1,734,638	879,340	2,654,847
G479	Retail trade not in stores, stalls or markets	11,871	2,962	454,762	530,042	5,833	113,777
NCR		2,499,087	1,943,644	8,776,968	18,978,856	6,574,701	35,228,258
G451	Sale of motor vehicles	119,507	100,219	149,187	1,351,913	473,343	2,990,227
G452	Maintenance and repair of motor vehicles	8,134	30,867	19,439	3,496	6,666	235,105
G453	Sale of motor vehicle parts and accessories	33,058	28,524	105,743	184,829	29,236	341,944
G454	Sale, maintenance and repair of motorcycles and related parts and accessories	7,713	12,479	18,238	37,540	16,668	39,443
G461	Wholesale on a fee or contract basis	17,341	8,409	129,986	7,379	2,654	962,599
G462	Wholesale of agricultural raw materials and live animals	17,104	23,239	632,679	47,066	30,294	277,172
G463	Wholesale of food, beverages and tobacco	103,857	161,270	1,383,704	1,472,950	408,232	3,247,682
G464	Wholesale of household goods	795,796	673,997	2,018,507	10,182,239	1,522,166	10,117,212
G465	Wholesale of machinery, equipment and supplies	322,003	235,785	1,234,306	1,148,077	231,460	4,475,743
G466	Other specialized wholesale	272,552	198,057	1,341,882	992,754	316,690	3,624,832
G469	Non-specialized wholesale trade	11,630	5,600	24,073	306	1,148	15,902

Continued

TABLE 5a.3 --Continued

2009 PSIC Code	Region/ Industry Description	Non-Industrial Done by Others					
		Communication Expense	Insurance Expense	Transport Service Expense	Marketing and Distribution Expense	Janitorial, Security and Messengerial Service Expense	Other Non-Industrial Services
		(8)	(9)	(10)	(11)	(12)	(13)
G471	Retail sale in non-specialized stores	241,494	161,201	236,738	772,312	2,277,625	4,203,794
G472	Retail sale of food, beverages and tobacco in specialized stores	15,959	35,823	11,214	89,417	10,527	246,226
G473	Retail sale of automotive fuel in specialized stores	9,813	23,503	8,175	32,876	58,989	325,822
G474	Retail sale of information and communications equipment in specialized stores	54,931	23,946	57,891	148,145	28,269	1,081,708
G475	Retail sale of other household equipment in specialized stores	247,916	60,040	612,786	441,663	441,068	899,326
G476	Retail sale of cultural and recreation goods in specialized stores	34,399	37,315	25,259	112,591	93,191	209,525
G477	Retail sale of other goods in specialized stores	174,288	120,490	312,475	1,423,503	620,862	1,821,168
G479	Retail trade not in stores, stalls or markets	11,592	2,879	454,688	529,798	5,613	112,828
CAR		15,239	9,933	20,618	37,064	59,469	430,480
G451	Sale of motor vehicles	s	s	s	s	s	s
G453	Sale of motor vehicle parts and accessories	s	s	s	s	s	s
G454	Sale, maintenance and repair of motorcycles and related parts and accessories	s	s	s	s	s	s
G462	Wholesale of agricultural raw materials and live animals	s	s	s	s	s	s
G463	Wholesale of food, beverages and tobacco	1,831	1,180	3,638	9,596	4,785	47,763
G464	Wholesale of household goods	s	s	s	s	s	s
G465	Wholesale of machinery, equipment and supplies	s	s	s	s	s	s
G466	Other specialized wholesale	s	s	s	s	s	s
G471	Retail sale in non-specialized stores	10,566	5,305	12,406	22,145	44,646	348,783
G473	Retail sale of automotive fuel in specialized stores	189	354	383	144	2,713	3,046
G474	Retail sale of information and communications equipment in specialized stores	s	s	s	s	s	s
G475	Retail sale of other household equipment in specialized stores	473	207	316	1,244	2,576	698
G477	Retail sale of other goods in specialized stores	595	1,793	1,428	2,726	2,524	11,294
I - Ilocos		71,078	37,757	140,252	96,188	101,310	563,550
G451	Sale of motor vehicles	1,559	795	962	132	1,820	9,832
G452	Maintenance and repair of motor vehicles	s	s	s	s	s	s
G453	Sale of motor vehicle parts and accessories	1,688	1,008	218	425	868	11,288
G454	Sale, maintenance and repair of motorcycles and related parts and accessories	924	188	88	-	-	318
G462	Wholesale of agricultural raw materials and live animals	s	s	s	s	s	s
G463	Wholesale of food, beverages and tobacco	6,366	12,560	55,378	18,874	26,552	118,995

Continued

TABLE 5a.3 --Continued

2009 PSIC Code	Region/ Industry Description	Non-Industrial Done by Others					
		Communication Expense	Insurance Expense	Transport Service Expense	Marketing and Distribution Expense	Janitorial, Security and Messengerial Service Expense	Other Non-Industrial Services
		(8)	(9)	(10)	(11)	(12)	(13)
G464	Wholesale of household goods	1,531	1,505	16,550	9,265	6,582	16,746
G466	Other specialized wholesale	825	1,753	1,589	92	1,218	12,806
G471	Retail sale in non-specialized stores	30,983	12,835	18,640	30,152	50,286	196,289
G472	Retail sale of food, beverages and tobacco in specialized stores	1,319	485	608	9,700	1,673	76,666
G473	Retail sale of automotive fuel in specialized stores	799	-	361	-	1,530	3,372
G474	Retail sale of information and communications equipment in specialized stores	446	114	-	557	621	1,874
G475	Retail sale of other household equipment in specialized stores	19,398	1,862	41,217	22,665	2,422	29,338
G476	Retail sale of cultural and recreation goods in specialized stores	433	195	492	208	20	2,914
G477	Retail sale of other goods in specialized stores	4,504	4,407	4,147	4,120	7,719	82,995
II - Cagayan Valley		44,381	23,354	64,540	87,535	114,423	426,802
G451	Sale of motor vehicles	831	982	2,247	822	1,718	9,952
G453	Sale of motor vehicle parts and accessories	s	s	s	s	s	s
G454	Sale, maintenance and repair of motorcycles and related parts and accessories	734	635	1,195	637	770	1,984
G462	Wholesale of agricultural raw materials and live animals	4,118	1,912	7,118	4,223	1,007	28,860
G463	Wholesale of food, beverages and tobacco	6,269	7,349	15,492	36,216	40,690	201,949
G464	Wholesale of household goods	2,351	2,663	1,718	1,411	15,648	3,352
G465	Wholesale of machinery, equipment and supplies	s	s	s	s	s	s
G466	Other specialized wholesale	-	152	309	-	384	86,496
G471	Retail sale in non-specialized stores	16,075	3,188	15,432	13,807	38,665	36,078
G472	Retail sale of food, beverages and tobacco in specialized stores	134	3	105	2,682	845	435
G473	Retail sale of automotive fuel in specialized stores	265	2,206	802	63	1,773	1,393
G474	Retail sale of information and communications equipment in specialized stores	s	s	s	s	s	s
G475	Retail sale of other household equipment in specialized stores	12,161	527	14,503	11,641	3,038	8,922
G476	Retail sale of cultural and recreation goods in specialized stores	s	s	s	s	s	s
G477	Retail sale of other goods in specialized stores	1,162	2,940	4,374	10,538	4,968	33,372
III - Central Luzon		216,975	143,090	407,343	686,304	693,228	2,151,138
G451	Sale of motor vehicles	9,976	32,651	11,626	51,830	30,511	146,538
G452	Maintenance and repair of motor vehicles	577	373	619	92	1,517	12,185
G453	Sale of motor vehicle parts and accessories	401	829	3,379	422	608	315

Continued

TABLE 5a.3 --Continued

2009 PSIC Code	Region/ Industry Description	Non-Industrial Done by Others					
		Communication Expense	Insurance Expense	Transport Service Expense	Marketing and Distribution Expense	Janitorial, Security and Messengerial Service Expense	Other Non-Industrial Services
		(8)	(9)	(10)	(11)	(12)	(13)
G454	Sale, maintenance and repair of motorcycles and related parts and accessories	1,811	520	1,397	2,028	498	2,944
G461	Wholesale on a fee or contract basis	s	s	s	s	s	s
G462	Wholesale of agricultural raw materials and live animals	1,153	1,938	12,523	28,994	1,384	30,137
G463	Wholesale of food, beverages and tobacco	14,189	22,268	61,487	114,633	59,959	298,825
G464	Wholesale of household goods	4,342	6,253	9,511	19,036	10,686	31,842
G465	Wholesale of machinery, equipment and supplies	1,985	1,276	3,565	351	1,822	8,408
G466	Other specialized wholesale	5,396	9,454	62,670	7,129	13,610	104,717
G469	Non-specialized wholesale trade	s	s	s	s	s	s
G471	Retail sale in non-specialized stores	133,838	43,483	111,683	323,158	460,644	866,760
G472	Retail sale of food, beverages and tobacco in specialized stores	1,307	1,818	931	23,707	2,881	110,508
G473	Retail sale of automotive fuel in specialized stores	2,730	2,266	5,286	2,645	20,064	10,188
G474	Retail sale of information and communications equipment in specialized stores	745	56	596	67	875	31,788
G475	Retail sale of other household equipment in specialized stores	27,228	4,798	78,165	40,517	24,206	58,195
G476	Retail sale of cultural and recreation goods in specialized stores	398	446	772	149	934	2,930
G477	Retail sale of other goods in specialized stores	6,919	13,333	13,424	71,546	63,030	194,071
IVA - CALABARZON		238,046	220,968	850,322	708,155	1,272,707	5,253,610
G451	Sale of motor vehicles	16,825	15,213	40,032	77,214	34,757	292,551
G452	Maintenance and repair of motor vehicles	2,985	563	9,346	246	2,540	143,963
G453	Sale of motor vehicle parts and accessories	6,576	4,225	19,462	7,052	16,672	91,679
G454	Sale, maintenance and repair of motorcycles and related parts and accessories	1,272	-	831	3,121	496	4,411
G461	Wholesale on a fee or contract basis	s	s	s	s	s	s
G462	Wholesale of agricultural raw materials and live animals	289	463	2,147	381	398	1,187
G463	Wholesale of food, beverages and tobacco	20,125	17,128	86,243	189,187	56,003	626,518
G464	Wholesale of household goods	13,094	19,925	47,196	18,285	58,830	102,365
G465	Wholesale of machinery, equipment and supplies	33,322	37,093	170,351	27,826	55,121	722,382
G466	Other specialized wholesale	13,273	23,529	83,129	17,783	12,670	227,576
G469	Non-specialized wholesale trade	s	s	s	s	s	s
G471	Retail sale in non-specialized stores	36,039	78,756	32,414	227,836	823,659	2,267,669
G472	Retail sale of food, beverages and tobacco in specialized stores	2,260	706	3,713	6,066	9,898	145,056
G473	Retail sale of automotive fuel in specialized stores	19,351	4,921	190,715	11,898	45,580	155,550
G474	Retail sale of information and communications equipment in specialized stores	1,184	370	625	11	210	145,419

Continued

TABLE 5a.3 --Continued

2009 PSIC Code	Region/ Industry Description	Non-Industrial Done by Others					
		Communication Expense	Insurance Expense	Transport Service Expense	Marketing and Distribution Expense	Janitorial, Security and Messengerial Service Expense	Other Non-Industrial Services
		(8)	(9)	(10)	(11)	(12)	(13)
G475	Retail sale of other household equipment in specialized stores	55,618	6,624	87,216	62,360	32,477	119,357
G476	Retail sale of cultural and recreation goods in specialized stores	s	s	s	s	s	s
G477	Retail sale of other goods in specialized stores	12,619	10,528	25,615	58,889	122,582	189,224
	IVB - MIMAROPA	15,747	9,284	50,382	10,067	48,875	128,348
G451	Sale of motor vehicles	s	s	s	s	s	s
G453	Sale of motor vehicle parts and accessories	s	s	s	s	s	s
G454	Sale, maintenance and repair of motorcycles and related parts and accessories	174	263	113	19	722	19
G462	Wholesale of agricultural raw materials and live animals	720	297	1,074	135	-	2,478
G463	Wholesale of food, beverages and tobacco	4,366	5,212	23,076	993	36,712	46,402
G464	Wholesale of household goods	s	s	s	s	s	s
G466	Other specialized wholesale	s	s	s	s	s	s
G471	Retail sale in non-specialized stores	8,202	1,820	4,308	5,619	8,072	12,453
G472	Retail sale of food, beverages and tobacco in specialized stores	s	s	s	s	s	s
G473	Retail sale of automotive fuel in specialized stores	-	-	38	90	-	-
G474	Retail sale of information and communications equipment in specialized stores	291	328	107	133	552	51,252
G475	Retail sale of other household equipment in specialized stores	1,117	376	17,795	1,391	1,475	3,074
G477	Retail sale of other goods in specialized stores	449	554	112	16	999	5,238
	V - Bicol	33,281	40,804	72,180	110,051	137,441	862,768
G451	Sale of motor vehicles	1,476	3,317	2,488	2,354	6,119	62,734
G452	Maintenance and repair of motor vehicles	s	s	s	s	s	s
G453	Sale of motor vehicle parts and accessories	s	s	s	s	s	s
G454	Sale, maintenance and repair of motorcycles and related parts and accessories	4,594	496	2,511	28,671	131	63,075
G461	Wholesale on a fee or contract basis	s	s	s	s	s	s
G462	Wholesale of agricultural raw materials and live animals	392	980	11,139	45	-	1,110
G463	Wholesale of food, beverages and tobacco	10,072	14,514	25,483	47,543	37,601	290,716
G464	Wholesale of household goods	2,330	2,742	14,267	1,872	16,247	130,286
G465	Wholesale of machinery, equipment and supplies	s	s	s	s	s	s
G466	Other specialized wholesale	155	332	218	373	678	2,377
G471	Retail sale in non-specialized stores	9,083	10,497	6,478	21,063	60,818	215,576

Continued

TABLE 5a.3 --Continued

2009 PSIC Code	Region/ Industry Description	Non-Industrial Done by Others					
		Communication Expense	Insurance Expense	Transport Service Expense	Marketing and Distribution Expense	Janitorial, Security and Messengerial Service Expense	Other Non-Industrial Services
		(8)	(9)	(10)	(11)	(12)	(13)
G472	Retail sale of food, beverages and tobacco in specialized stores	s	s	s	s	s	s
G473	Retail sale of automotive fuel in specialized stores	395	277	209	-	48	3,058
G474	Retail sale of information and communications equipment in specialized stores	666	357	11	868	541	11,118
G475	Retail sale of other household equipment in specialized stores	1,612	1,635	4,740	5,756	4,329	56,787
G476	Retail sale of cultural and recreation goods in specialized stores	s	s	s	s	s	s
G477	Retail sale of other goods in specialized stores	2,133	5,399	3,361	1,171	9,421	24,193
VI - Western Visayas		140,908	85,378	499,168	207,199	397,795	907,076
G451	Sale of motor vehicles	10,932	2,641	11,085	4,133	10,665	14,085
G452	Maintenance and repair of motor vehicles	310	549	-	32	116	317
G453	Sale of motor vehicle parts and accessories	612	605	1,868	1,866	3,322	1,388
G454	Sale, maintenance and repair of motorcycles and related parts and accessories	189	94	616	5	61	4,999
G462	Wholesale of agricultural raw materials and live animals	s	s	s	s	s	s
G463	Wholesale of food, beverages and tobacco	6,343	10,555	27,571	3,292	35,685	91,451
G464	Wholesale of household goods	8,407	11,644	20,569	26,591	72,840	28,438
G465	Wholesale of machinery, equipment and supplies	612	1,420	3,840	1,530	1,848	17,538
G466	Other specialized wholesale	4,207	3,998	159,869	13,968	16,067	91,940
G471	Retail sale in non-specialized stores	53,648	35,964	70,196	100,552	219,678	470,782
G472	Retail sale of food, beverages and tobacco in specialized stores	2,065	1,308	15,527	929	562	19,981
G473	Retail sale of automotive fuel in specialized stores	396	7,593	216	10	-	840
G474	Retail sale of information and communications equipment in specialized stores	1,594	419	431	61	353	764
G475	Retail sale of other household equipment in specialized stores	45,766	4,537	177,534	47,702	27,912	68,509
G476	Retail sale of cultural and recreation goods in specialized stores	s	s	s	s	s	s
G477	Retail sale of other goods in specialized stores	5,522	3,001	7,141	6,490	8,684	56,368
VII - Central Visayas		237,035	197,534	950,701	1,359,821	697,311	2,100,677
G451	Sale of motor vehicles	20,626	32,141	38,461	787,067	69,526	187,316
G452	Maintenance and repair of motor vehicles	208	383	184	-	1,685	7,424
G453	Sale of motor vehicle parts and accessories	2,038	3,049	4,340	19,582	6,697	8,793

Continued

TABLE 5a.3 --Continued

2009 PSIC Code	Region/ Industry Description	Non-Industrial Done by Others					
		Communication Expense	Insurance Expense	Transport Service Expense	Marketing and Distribution Expense	Janitorial, Security and Messengerial Service Expense	Other Non-Industrial Services
		(8)	(9)	(10)	(11)	(12)	(13)
G454	Sale, maintenance and repair of motorcycles and related parts and accessories	2,540	2,369	22,733	2,156	7,155	5,594
G461	Wholesale on a fee or contract basis	2,590	341	4,632	-	378	49,624
G462	Wholesale of agricultural raw materials and live animals	1,618	1,144	21,891	3,100	2,050	21,425
G463	Wholesale of food, beverages and tobacco	17,066	16,114	72,114	17,038	37,736	168,377
G464	Wholesale of household goods	18,045	16,071	94,622	122,441	96,049	138,965
G465	Wholesale of machinery, equipment and supplies	12,574	7,865	12,119	16,770	5,877	137,665
G466	Other specialized wholesale	44,628	25,967	481,969	61,460	16,855	230,462
G469	Non-specialized wholesale trade	s	s	s	s	s	s
G471	Retail sale in non-specialized stores	58,036	61,880	41,892	150,510	326,007	475,567
G472	Retail sale of food, beverages and tobacco in specialized stores	2,937	1,312	9,659	721	1,969	81,287
G473	Retail sale of automotive fuel in specialized stores	4,961	4,091	28,366	56,015	1,217	396,099
G474	Retail sale of information and communications equipment in specialized stores	6,298	2,448	4,929	1,030	4,432	10,911
G475	Retail sale of other household equipment in specialized stores	34,911	16,100	82,802	31,308	101,929	72,921
G476	Retail sale of cultural and recreation goods in specialized stores	2,302	2,072	12,560	1,162	6,920	10,439
G477	Retail sale of other goods in specialized stores	5,369	4,086	17,281	89,189	10,709	97,028
G479	Retail trade not in stores, stalls or markets	s	s	s	s	s	s
VIII - Eastern Visayas		25,069	28,968	69,092	65,106	93,349	269,587
G451	Sale of motor vehicles	996	641	905	14,536	3,121	4,769
G452	Maintenance and repair of motor vehicles	s	s	s	s	s	s
G453	Sale of motor vehicle parts and accessories	s	s	s	s	s	s
G454	Sale, maintenance and repair of motorcycles and related parts and accessories	380	65	50	-	468	47
G461	Wholesale on a fee or contract basis	s	s	s	s	s	s
G462	Wholesale of agricultural raw materials and live animals	367	1,913	6,839	-	324	2,329
G463	Wholesale of food, beverages and tobacco	4,732	13,729	16,064	18,498	63,001	160,250
G464	Wholesale of household goods	2,853	5,063	11,369	7,603	2,586	23,786
G466	Other specialized wholesale	1,120	1,094	2,664	2,086	1,829	6,231
G471	Retail sale in non-specialized stores	9,614	3,420	12,048	17,167	13,381	8,510
G472	Retail sale of food, beverages and tobacco in specialized stores	s	s	s	s	s	s
G473	Retail sale of automotive fuel in specialized stores	556	676	87	82	900	23,745
G474	Retail sale of information and communications equipment in specialized stores	s	s	s	s	s	s
G475	Retail sale of other household equipment in specialized stores	3,944	1,531	18,597	3,551	6,250	10,003

Continued

TABLE 5a.3 --Continued

2009 PSIC Code	Region/ Industry Description	Non-Industrial Done by Others					
		Communication Expense	Insurance Expense	Transport Service Expense	Marketing and Distribution Expense	Janitorial, Security and Messengerial Service Expense	Other Non-Industrial Services
		(8)	(9)	(10)	(11)	(12)	(13)
G477	Retail sale of other goods in specialized stores	231	326	7	1,490	399	4,214
	IX - Zamboanga Peninsula	32,338	16,065	124,364	26,339	81,760	310,612
G451	Sale of motor vehicles	s	s	s	s	s	s
G453	Sale of motor vehicle parts and accessories	s	s	s	s	s	s
G454	Sale, maintenance and repair of motorcycles and related parts and accessories	410	1,387	492	1,440	1,123	6,472
G461	Wholesale on a fee or contract basis	204	388	8,400	-	273	23,124
G462	Wholesale of agricultural raw materials and live animals	574	569	455	90	-	3,617
G463	Wholesale of food, beverages and tobacco	1,773	3,096	24,363	6,120	19,126	84,887
G464	Wholesale of household goods	698	3,234	5,673	1,997	3,832	88,767
G465	Wholesale of machinery, equipment and supplies	s	s	s	s	s	s
G466	Other specialized wholesale	365	370	1,062	-	924	3,007
G471	Retail sale in non-specialized stores	22,553	3,462	20,404	13,286	45,334	30,324
G472	Retail sale of food, beverages and tobacco in specialized stores	430	374	797	-	1,471	873
G473	Retail sale of automotive fuel in specialized stores	415	20	30	-	38	1,176
G475	Retail sale of other household equipment in specialized stores	3,463	1,141	51,361	3,093	6,992	10,274
G476	Retail sale of cultural and recreation goods in specialized stores	s	s	s	s	s	s
G477	Retail sale of other goods in specialized stores	645	710	9,267	154	1,780	6,761
	X - Northern Mindanao	93,778	74,332	425,240	450,906	240,651	811,266
G451	Sale of motor vehicles	5,995	7,275	23,057	42,479	11,297	74,590
G452	Maintenance and repair of motor vehicles	s	s	s	s	s	s
G453	Sale of motor vehicle parts and accessories	1,192	1,864	4,739	996	1,087	1,414
G454	Sale, maintenance and repair of motorcycles and related parts and accessories	30	223	70	451	1,574	1,859
G462	Wholesale of agricultural raw materials and live animals	1,201	725	51,730	13,548	-	22,177
G463	Wholesale of food, beverages and tobacco	5,582	5,504	22,332	25,661	31,886	184,864
G464	Wholesale of household goods	4,072	5,398	58,650	100,632	1,973	52,100
G465	Wholesale of machinery, equipment and supplies	3,082	6,358	15,389	9,897	9,392	24,082
G466	Other specialized wholesale	8,420	10,979	43,106	33,583	23,154	51,372
G471	Retail sale in non-specialized stores	47,325	22,846	113,732	68,916	151,412	115,000
G472	Retail sale of food, beverages and tobacco in specialized stores	2,303	1,740	28,068	104,158	293	69,559
G473	Retail sale of automotive fuel in specialized stores	544	2,487	1,163	32,352	240	160,013

Continued

TABLE 5a.3 --Continued

2009 PSIC Code	Region/ Industry Description	Non-Industrial Done by Others					
		Communication Expense	Insurance Expense	Transport Service Expense	Marketing and Distribution Expense	Janitorial, Security and Messengerial Service Expense	Other Non-Industrial Services
		(8)	(9)	(10)	(11)	(12)	(13)
G474	Retail sale of information and communications equipment in specialized stores	431	269	1,104	39	238	88
G475	Retail sale of other household equipment in specialized stores	11,726	6,481	49,319	9,730	4,970	15,422
G476	Retail sale of cultural and recreation goods in specialized stores	s	s	s	s	s	s
G477	Retail sale of other goods in specialized stores	1,551	1,841	12,666	8,464	2,472	38,646
XI - Davao		163,159	145,444	910,392	568,868	513,964	2,753,977
G451	Sale of motor vehicles	16,544	3,567	9,939	106,203	28,656	453,275
G452	Maintenance and repair of motor vehicles	517	533	-	-	1,703	1,914
G453	Sale of motor vehicle parts and accessories	1,479	1,308	3,040	715	565	4,047
G454	Sale, maintenance and repair of motorcycles and related parts and accessories	2,091	8,245	959	1,610	7,339	8,215
G461	Wholesale on a fee or contract basis	2,433	2,306	78,623	-	1,149	1,100,311
G462	Wholesale of agricultural raw materials and live animals	846	870	4,606	2,645	1,072	47,978
G463	Wholesale of food, beverages and tobacco	14,976	7,778	259,080	92,739	43,979	261,093
G464	Wholesale of household goods	6,394	9,463	9,877	48,254	59,444	50,231
G465	Wholesale of machinery, equipment and supplies	3,618	6,653	14,318	9,782	7,548	97,996
G466	Other specialized wholesale	58,740	42,812	462,529	178,243	58,829	332,517
G471	Retail sale in non-specialized stores	33,460	37,372	28,081	58,266	184,854	238,187
G472	Retail sale of food, beverages and tobacco in specialized stores	85	202	-	-	-	209
G473	Retail sale of automotive fuel in specialized stores	2,079	1,910	-	-	3,507	952
G474	Retail sale of information and communications equipment in specialized stores	443	134	594	147	443	640
G475	Retail sale of other household equipment in specialized stores	13,805	10,245	18,064	14,599	92,640	67,083
G476	Retail sale of cultural and recreation goods in specialized stores	1,754	2,061	6,741	553	10,597	4,451
G477	Retail sale of other goods in specialized stores	3,864	9,975	13,906	55,114	11,536	84,656
G479	Retail trade not in stores, stalls or markets	s	s	s	s	s	s
XII - SOCCSKSARGEN		61,472	30,607	113,504	192,499	112,006	452,843
G451	Sale of motor vehicles	3,257	5,065	4,044	32,067	7,661	63,233
G452	Maintenance and repair of motor vehicles	s	s	s	s	s	s
G453	Sale of motor vehicle parts and accessories	2,515	1,682	1,575	734	840	833
G454	Sale, maintenance and repair of motorcycles and related parts and accessories	361	1,661	1,251	2,238	5,493	5,646
G462	Wholesale of agricultural raw materials and live animals	4,133	635	5,461	1,248	94	34,744

Continued

TABLE 5a.3 --Continued

2009 PSIC Code	Region/ Industry Description	Non-Industrial Done by Others					
		Communication Expense	Insurance Expense	Transport Service Expense	Marketing and Distribution Expense	Janitorial, Security and Messengerial Service Expense	Other Non-Industrial Services
		(8)	(9)	(10)	(11)	(12)	(13)
G463	Wholesale of food, beverages and tobacco	7,061	6,389	21,141	36,833	45,667	143,492
G464	Wholesale of household goods	758	740	1,550	2,160	1,056	67,911
G465	Wholesale of machinery, equipment and supplies	s	s	s	s	s	s
G466	Other specialized wholesale	s	s	s	s	s	s
G471	Retail sale in non-specialized stores	27,432	8,337	36,310	39,885	30,793	85,414
G472	Retail sale of food, beverages and tobacco in specialized stores	1,457	1,151	19,463	66,594	455	30,279
G473	Retail sale of automotive fuel in specialized stores	770	352	5,435	2,227	2,453	3,674
G474	Retail sale of information and communications equipment in specialized stores	s	s	s	s	s	s
G475	Retail sale of other household equipment in specialized stores	10,586	3,888	15,567	7,481	7,832	14,507
G476	Retail sale of cultural and recreation goods in specialized stores	s	s	s	s	s	s
G477	Retail sale of other goods in specialized stores	2,638	620	1,463	1,030	8,525	2,642
XIII - Caraga		15,841	17,027	28,679	31,440	51,132	327,366
G451	Sale of motor vehicles	1,523	1,044	83	6,899	3,290	10,239
G452	Maintenance and repair of motor vehicles	s	s	s	s	s	s
G454	Sale, maintenance and repair of motorcycles and related parts and accessories	246	-	54	426	293	708
G462	Wholesale of agricultural raw materials and live animals	s	s	s	s	s	s
G463	Wholesale of food, beverages and tobacco	2,735	3,837	7,388	18,740	15,920	60,242
G464	Wholesale of household goods	983	1,897	491	1,632	2,596	1,709
G465	Wholesale of machinery, equipment and supplies	942	1,416	3,117	322	1,500	3,180
G466	Other specialized wholesale	222	1,126	2,595	350	537	1,639
G471	Retail sale in non-specialized stores	4,857	5,167	4,925	1,438	21,397	205,858
G472	Retail sale of food, beverages and tobacco in specialized stores	1,083	22	388	-	137	24,821
G473	Retail sale of automotive fuel in specialized stores	198	312	148	-	-	742
G474	Retail sale of information and communications equipment in specialized stores	s	s	s	s	s	s
G475	Retail sale of other household equipment in specialized stores	1,227	1,260	5,746	1,130	1,957	2,180
G477	Retail sale of other goods in specialized stores	1,046	723	460	199	3,130	2,979
ARMM		485	286	986	32	676	22,186
G462	Wholesale of agricultural raw materials and live animals	s	s	s	s	s	s
G463	Wholesale of food, beverages and tobacco	s	s	s	s	s	s

Continued

TABLE 5a.3 --Concluded

2009 PSIC Code	Region/ Industry Description	Non-Industrial Done by Others					
		Communication Expense	Insurance Expense	Transport Service Expense	Marketing and Distribution Expense	Janitorial, Security and Messengerial Service Expense	Other Non-Industrial Services
		(8)	(9)	(10)	(11)	(12)	(13)
G466	Other specialized wholesale	s	s	s	s	s	s
G471	Retail sale in non-specialized stores	144	-	738	-	609	105
G473	Retail sale of automotive fuel in specialized stores	s	s	s	s	s	s

Continued

TABLE 5a.4 Number of Establishments and Taxes on Products and Other Taxes on Production for Wholesale and Retail Trade; Repair of Motor Vehicles and Motorcycles Establishments with Total Employment of 20 and Over by Region and Industry Group: Philippines, 2017

(Values are in thousand pesos, except number of establishments. Details may not add-up to total due to rounding and/or statistical disclosure control.)

2009 PSIC Code	Region/ Industry Description	Number of Establishments	Taxes on Products and Other Taxes on Production		
			Total	Taxes on Products	Other Taxes on Productions
		(1)	(2)	(3)	(4)
	PHILIPPINES	8,301	25,859,837	2,541,795	23,318,041
G451	Sale of motor vehicles	360	1,625,340	45,867	1,579,473
G452	Maintenance and repair of motor vehicles	114	60,958	1,959	58,999
G453	Sale of motor vehicle parts and accessories	204	336,745	112,499	224,245
G454	Sale, maintenance and repair of motorcycles and related parts and accessories	200	214,954	49,243	165,711
G461	Wholesale on a fee or contract basis	58	65,526	4,933	60,593
G462	Wholesale of agricultural raw materials and live animals	125	139,010	4,206	134,804
G463	Wholesale of food, beverages and tobacco	805	1,644,465	155,122	1,489,343
G464	Wholesale of household goods	855	5,023,064	790,233	4,232,831
G465	Wholesale of machinery, equipment and supplies	484	2,483,940	308,856	2,175,084
G466	Other specialized wholesale	544	2,676,245	326,454	2,349,791
G469	Non-specialized wholesale trade	15	17,766	235	17,531
G471	Retail sale in non-specialized stores	1,532	7,654,543	425,666	7,228,878
G472	Retail sale of food, beverages and tobacco in specialized stores	151	151,327	13,137	138,190
G473	Retail sale of automotive fuel in specialized stores	435	246,415	25,328	221,087
G474	Retail sale of information and communications equipment in specialized stores	151	242,788	54,031	188,756
G475	Retail sale of other household equipment in specialized stores	1,102	1,592,753	121,535	1,471,218
G476	Retail sale of cultural and recreation goods in specialized stores	116	198,827	45,399	153,428
G477	Retail sale of other goods in specialized stores	1,032	1,429,192	56,908	1,372,284
G479	Retail trade not in stores, stalls or markets	18	55,979	185	55,794
	NCR	3,401	16,518,783	1,676,635	14,842,148
G451	Sale of motor vehicles	152	1,067,454	12,415	1,055,039
G452	Maintenance and repair of motor vehicles	60	37,992	-	37,992
G453	Sale of motor vehicle parts and accessories	110	248,098	86,488	161,610
G454	Sale, maintenance and repair of motorcycles and related parts and accessories	32	48,136	-	48,136
G461	Wholesale on a fee or contract basis	34	34,627	4,730	29,896
G462	Wholesale of agricultural raw materials and live animals	31	50,370	-	50,370
G463	Wholesale of food, beverages and tobacco	205	693,808	34,178	659,630
G464	Wholesale of household goods	584	4,336,448	746,868	3,589,580
G465	Wholesale of machinery, equipment and supplies	378	2,113,649	294,576	1,819,073
G466	Other specialized wholesale	304	1,269,307	242,361	1,026,946
G469	Non-specialized wholesale trade	12	16,784	235	16,549
G471	Retail sale in non-specialized stores	308	4,337,224	133,649	4,203,575

Continued

TABLE 5a.4 --Continued

2009 PSIC Code	Region/ Industry Description	Number of Establishments	Taxes on Products and Other Taxes on Production		
			Total	Taxes on Products	Other Taxes on Productions
		(1)	(2)	(3)	(4)
G472	Retail sale of food, beverages and tobacco in specialized stores	59	50,131	2,555	47,576
G473	Retail sale of automotive fuel in specialized stores	142	34,066	2,763	31,303
G474	Retail sale of information and communications equipment in specialized stores	84	212,714	46,618	166,097
G475	Retail sale of other household equipment in specialized stores	326	751,195	5,972	745,222
G476	Retail sale of cultural and recreation goods in specialized stores	76	168,429	33,603	134,826
G477	Retail sale of other goods in specialized stores	489	992,970	29,439	963,531
G479	Retail trade not in stores, stalls or markets	15	55,382	185	55,197
	CAR	71	67,560	6,759	60,801
G451	Sale of motor vehicles	s	s	s	s
G453	Sale of motor vehicle parts and accessories	s	s	s	s
G454	Sale, maintenance and repair of motorcycles and related parts and accessories	s	s	s	s
G462	Wholesale of agricultural raw materials and live animals	s	s	s	s
G463	Wholesale of food, beverages and tobacco	10	4,470	1,251	3,219
G464	Wholesale of household goods	s	s	s	s
G465	Wholesale of machinery, equipment and supplies	s	s	s	s
G466	Other specialized wholesale	s	s	s	s
G471	Retail sale in non-specialized stores	28	28,991	3,888	25,103
G473	Retail sale of automotive fuel in specialized stores	7	532	-	532
G474	Retail sale of information and communications equipment in specialized stores	s	s	s	s
G475	Retail sale of other household equipment in specialized stores	5	1,913	-	1,913
G477	Retail sale of other goods in specialized stores	9	4,718	223	4,495
	I - Ilocos	265	261,907	52,155	209,752
G451	Sale of motor vehicles	10	3,336	5	3,332
G452	Maintenance and repair of motor vehicles	s	s	s	s
G453	Sale of motor vehicle parts and accessories	7	2,413	-	2,413
G454	Sale, maintenance and repair of motorcycles and related parts and accessories	14	4,695	-	4,695
G462	Wholesale of agricultural raw materials and live animals	s	s	s	s
G463	Wholesale of food, beverages and tobacco	42	58,228	35,248	22,980
G464	Wholesale of household goods	11	4,998	443	4,555
G466	Other specialized wholesale	8	10,349	5,566	4,783
G471	Retail sale in non-specialized stores	77	109,979	1,745	108,233

Continued

TABLE 5a.4 --Continued

2009 PSIC Code	Region/ Industry Description	Number of Establishments	Taxes on Products and Other Taxes on Production		
			Total	Taxes on Products	Other Taxes on Productions
		(1)	(2)	(3)	(4)
G472	Retail sale of food, beverages and tobacco in specialized stores	4	4,514	1,299	3,216
G473	Retail sale of automotive fuel in specialized stores	10	4,219	-	4,219
G474	Retail sale of information and communications equipment in specialized stores	5	803	47	756
G475	Retail sale of other household equipment in specialized stores	38	32,527	1,198	31,329
G476	Retail sale of cultural and recreation goods in specialized stores	4	3,829	1,692	2,137
G477	Retail sale of other goods in specialized stores	31	21,978	4,913	17,066
II - Cagayan Valley		151	190,986	46,631	144,355
G451	Sale of motor vehicles	6	6,183	-	6,183
G453	Sale of motor vehicle parts and accessories	s	s	s	s
G454	Sale, maintenance and repair of motorcycles and related parts and accessories	8	30,545	27,980	2,565
G462	Wholesale of agricultural raw materials and live animals	17	16,227	283	15,944
G463	Wholesale of food, beverages and tobacco	28	34,666	6,764	27,902
G464	Wholesale of household goods	7	2,773	450	2,323
G465	Wholesale of machinery, equipment and supplies	s	s	s	s
G466	Other specialized wholesale	3	2,500	134	2,366
G471	Retail sale in non-specialized stores	26	55,992	1,645	54,346
G472	Retail sale of food, beverages and tobacco in specialized stores	3	3,479	1,125	2,355
G473	Retail sale of automotive fuel in specialized stores	8	1,079	513	565
G474	Retail sale of information and communications equipment in specialized stores	s	s	s	s
G475	Retail sale of other household equipment in specialized stores	18	13,821	242	13,578
G476	Retail sale of cultural and recreation goods in specialized stores	s	s	s	s
G477	Retail sale of other goods in specialized stores	21	19,956	6,865	13,091
III - Central Luzon		628	1,300,665	80,527	1,220,139
G451	Sale of motor vehicles	39	70,103	3,950	66,153
G452	Maintenance and repair of motor vehicles	7	5,193	840	4,353
G453	Sale of motor vehicle parts and accessories	5	2,774	46	2,728
G454	Sale, maintenance and repair of motorcycles and related parts and accessories	20	19,854	9,721	10,133
G461	Wholesale on a fee or contract basis	s	s	s	s
G462	Wholesale of agricultural raw materials and live animals	15	35,793	751	35,042
G463	Wholesale of food, beverages and tobacco	67	60,373	7,134	53,239

Continued

TABLE 5a.4 --Continued

2009 PSIC Code	Region/ Industry Description	Number of Establishments	Taxes on Products and Other Taxes on Production		
			Total	Taxes on Products	Other Taxes on Productions
		(1)	(2)	(3)	(4)
G464	Wholesale of household goods	32	37,714	-	37,714
G465	Wholesale of machinery, equipment and supplies	5	2,056	-	2,056
G466	Other specialized wholesale	38	79,622	5,670	73,952
G469	Non-specialized wholesale trade	s	s	s	s
G471	Retail sale in non-specialized stores	177	740,557	36,827	703,731
G472	Retail sale of food, beverages and tobacco in specialized stores	10	2,785	-	2,785
G473	Retail sale of automotive fuel in specialized stores	51	22,557	12,961	9,597
G474	Retail sale of information and communications equipment in specialized stores	5	678	-	678
G475	Retail sale of other household equipment in specialized stores	84	133,440	1,388	132,052
G476	Retail sale of cultural and recreation goods in specialized stores	6	4,465	650	3,816
G477	Retail sale of other goods in specialized stores	63	82,148	590	81,558
IVA - CALABARZON		875	1,755,902	117,253	1,638,650
G451	Sale of motor vehicles	35	121,650	366	121,284
G452	Maintenance and repair of motor vehicles	17	8,326	634	7,691
G453	Sale of motor vehicle parts and accessories	16	27,466	86	27,380
G454	Sale, maintenance and repair of motorcycles and related parts and accessories	21	7,342	43	7,300
G461	Wholesale on a fee or contract basis	s	s	s	s
G462	Wholesale of agricultural raw materials and live animals	3	601	180	421
G463	Wholesale of food, beverages and tobacco	78	64,119	16,129	47,990
G464	Wholesale of household goods	37	34,606	3,713	30,893
G465	Wholesale of machinery, equipment and supplies	30	164,881	4,031	160,849
G466	Other specialized wholesale	57	80,641	7,074	73,568
G469	Non-specialized wholesale trade	s	s	s	s
G471	Retail sale in non-specialized stores	234	845,771	72,931	772,841
G472	Retail sale of food, beverages and tobacco in specialized stores	14	26,788	1,867	24,921
G473	Retail sale of automotive fuel in specialized stores	82	114,269	84	114,185
G474	Retail sale of information and communications equipment in specialized stores	7	3,022	186	2,836
G475	Retail sale of other household equipment in specialized stores	131	135,045	2,329	132,716
G476	Retail sale of cultural and recreation goods in specialized stores	s	s	s	s
G477	Retail sale of other goods in specialized stores	108	118,945	7,599	111,346
IVB - MIMAROPA		108	132,193	45,826	86,368
G451	Sale of motor vehicles	s	s	s	s

Continued

TABLE 5a.4 --Continued

2009 PSIC Code	Region/ Industry Description	Number of Establishments	Taxes on Products and Other Taxes on Production		
			Total	Taxes on Products	Other Taxes on Productions
		(1)	(2)	(3)	(4)
G453	Sale of motor vehicle parts and accessories	s	s	s	s
G454	Sale, maintenance and repair of motorcycles and related parts and accessories	8	3,706	447	3,259
G462	Wholesale of agricultural raw materials and live animals	11	1,186	505	681
G463	Wholesale of food, beverages and tobacco	30	29,878	4,728	25,151
G464	Wholesale of household goods	s	s	s	s
G466	Other specialized wholesale	s	s	s	s
G471	Retail sale in non-specialized stores	30	26,427	6,515	19,912
G472	Retail sale of food, beverages and tobacco in specialized stores	s	s	s	s
G473	Retail sale of automotive fuel in specialized stores	3	1,044	-	1,044
G474	Retail sale of information and communications equipment in specialized stores	3	1,079	514	565
G475	Retail sale of other household equipment in specialized stores	10	61,489	32,568	28,921
G477	Retail sale of other goods in specialized stores	6	5,604	39	5,565
V - Bicol		244	252,097	24,690	227,407
G451	Sale of motor vehicles	3	15,472	274	15,198
G452	Maintenance and repair of motor vehicles	s	s	s	s
G453	Sale of motor vehicle parts and accessories	s	s	s	s
G454	Sale, maintenance and repair of motorcycles and related parts and accessories	7	17,195	-	17,195
G461	Wholesale on a fee or contract basis	s	s	s	s
G462	Wholesale of agricultural raw materials and live animals	4	4,688	-	4,688
G463	Wholesale of food, beverages and tobacco	49	35,877	6,240	29,637
G464	Wholesale of household goods	17	5,193	-	5,193
G465	Wholesale of machinery, equipment and supplies	s	s	s	s
G466	Other specialized wholesale	4	100	-	100
G471	Retail sale in non-specialized stores	66	125,545	11,171	114,374
G472	Retail sale of food, beverages and tobacco in specialized stores	s	s	s	s
G473	Retail sale of automotive fuel in specialized stores	6	359	-	359
G474	Retail sale of information and communications equipment in specialized stores	3	644	-	644
G475	Retail sale of other household equipment in specialized stores	26	12,523	2,736	9,787
G476	Retail sale of cultural and recreation goods in specialized stores	s	s	s	s
G477	Retail sale of other goods in specialized stores	50	27,117	30	27,087
VI - Western Visayas		454	1,070,670	61,641	1,009,029

Continued

TABLE 5a.4 --Continued

2009 PSIC Code	Region/ Industry Description	Number of Establishments	Taxes on Products and Other Taxes on Production		
			Total	Taxes on Products	Other Taxes on Productions
		(1)	(2)	(3)	(4)
G451	Sale of motor vehicles	21	40,692	-	40,692
G452	Maintenance and repair of motor vehicles	4	1,291	-	1,291
G453	Sale of motor vehicle parts and accessories	6	23,719	21,080	2,640
G454	Sale, maintenance and repair of motorcycles and related parts and accessories	18	12,192	-	12,192
G462	Wholesale of agricultural raw materials and live animals	s	s	s	s
G463	Wholesale of food, beverages and tobacco	60	438,700	4,617	434,083
G464	Wholesale of household goods	24	179,912	2,106	177,806
G465	Wholesale of machinery, equipment and supplies	6	9,785	143	9,642
G466	Other specialized wholesale	11	42,176	3,105	39,071
G471	Retail sale in non-specialized stores	115	193,612	16,328	177,285
G472	Retail sale of food, beverages and tobacco in specialized stores	10	5,394	697	4,697
G473	Retail sale of automotive fuel in specialized stores	15	1,044	-	1,044
G474	Retail sale of information and communications equipment in specialized stores	7	1,850	60	1,790
G475	Retail sale of other household equipment in specialized stores	97	76,193	10,524	65,669
G476	Retail sale of cultural and recreation goods in specialized stores	s	s	s	s
G477	Retail sale of other goods in specialized stores	57	41,391	2,981	38,410
VII - Central Visayas		710	1,503,268	138,730	1,364,538
G451	Sale of motor vehicles	44	189,559	17,252	172,306
G452	Maintenance and repair of motor vehicles	8	5,109	357	4,752
G453	Sale of motor vehicle parts and accessories	21	12,448	2,851	9,597
G454	Sale, maintenance and repair of motorcycles and related parts and accessories	28	17,328	4,143	13,185
G461	Wholesale on a fee or contract basis	7	8,340	-	8,340
G462	Wholesale of agricultural raw materials and live animals	7	7,051	717	6,334
G463	Wholesale of food, beverages and tobacco	58	42,658	9,013	33,645
G464	Wholesale of household goods	51	108,281	16,892	91,389
G465	Wholesale of machinery, equipment and supplies	32	41,126	2,583	38,542
G466	Other specialized wholesale	54	483,067	22,180	460,887
G469	Non-specialized wholesale trade	s	s	s	s
G471	Retail sale in non-specialized stores	126	344,398	24,025	320,374
G472	Retail sale of food, beverages and tobacco in specialized stores	16	36,500	-	36,500
G473	Retail sale of automotive fuel in specialized stores	43	36,886	5,551	31,334
G474	Retail sale of information and communications equipment in specialized stores	19	15,581	6,402	9,178
G475	Retail sale of other household equipment in specialized stores	118	103,213	25,958	77,255

Continued

TABLE 5a.4 --Continued

2009 PSIC Code	Region/ Industry Description	Number of Establishments	Taxes on Products and Other Taxes on Production		
			Total	Taxes on Products	Other Taxes on Productions
		(1)	(2)	(3)	(4)
G476	Retail sale of cultural and recreation goods in specialized stores	11	2,921	-	2,921
G477	Retail sale of other goods in specialized stores	64	47,757	804	46,953
G479	Retail trade not in stores, stalls or markets	s	s	s	s
VIII - Eastern Visayas		158	111,274	15,443	95,831
G451	Sale of motor vehicles	3	3,048	-	3,048
G452	Maintenance and repair of motor vehicles	s	s	s	s
G453	Sale of motor vehicle parts and accessories	s	s	s	s
G454	Sale, maintenance and repair of motorcycles and related parts and accessories	5	1,198	624	573
G461	Wholesale on a fee or contract basis	s	s	s	s
G462	Wholesale of agricultural raw materials and live animals	6	1,580	242	1,338
G463	Wholesale of food, beverages and tobacco	33	18,615	557	18,058
G464	Wholesale of household goods	9	8,863	501	8,362
G466	Other specialized wholesale	4	1,351	20	1,331
G471	Retail sale in non-specialized stores	39	40,885	6,800	34,084
G472	Retail sale of food, beverages and tobacco in specialized stores	s	s	s	s
G473	Retail sale of automotive fuel in specialized stores	9	5,850	1,064	4,786
G474	Retail sale of information and communications equipment in specialized stores	s	s	s	s
G475	Retail sale of other household equipment in specialized stores	34	19,684	4,529	15,155
G477	Retail sale of other goods in specialized stores	10	7,302	271	7,031
IX - Zamboanga Peninsula		159	141,245	3,808	137,437
G451	Sale of motor vehicles	s	s	s	s
G453	Sale of motor vehicle parts and accessories	s	s	s	s
G454	Sale, maintenance and repair of motorcycles and related parts and accessories	5	2,483	-	2,483
G461	Wholesale on a fee or contract basis	3	1,769	-	1,769
G462	Wholesale of agricultural raw materials and live animals	5	630	-	630
G463	Wholesale of food, beverages and tobacco	19	10,431	30	10,401
G464	Wholesale of household goods	13	14,856	-	14,856
G465	Wholesale of machinery, equipment and supplies	s	s	s	s
G466	Other specialized wholesale	4	635	-	635
G471	Retail sale in non-specialized stores	51	68,540	2,490	66,050
G472	Retail sale of food, beverages and tobacco in specialized stores	6	4,162	661	3,501
G473	Retail sale of automotive fuel in specialized stores	5	411	64	347

Continued

TABLE 5a.4 --Continued

2009 PSIC Code	Region/ Industry Description	Number of Establishments	Taxes on Products and Other Taxes on Production		
			Total	Taxes on Products	Other Taxes on Productions
		(1)	(2)	(3)	(4)
G475	Retail sale of other household equipment in specialized stores	25	26,649	-	26,649
G476	Retail sale of cultural and recreation goods in specialized stores	s	s	s	s
G477	Retail sale of other goods in specialized stores	17	7,191	-	7,191
X - Northern Mindanao		286	827,845	107,683	720,162
G451	Sale of motor vehicles	17	39,092	3,806	35,286
G452	Maintenance and repair of motor vehicles	s	s	s	s
G453	Sale of motor vehicle parts and accessories	11	4,206	-	4,206
G454	Sale, maintenance and repair of motorcycles and related parts and accessories	7	5,252	130	5,121
G462	Wholesale of agricultural raw materials and live animals	6	8,214	-	8,214
G463	Wholesale of food, beverages and tobacco	37	32,534	3,008	29,526
G464	Wholesale of household goods	21	240,734	753	239,981
G465	Wholesale of machinery, equipment and supplies	6	52,619	3,902	48,717
G466	Other specialized wholesale	16	51,845	8,657	43,188
G471	Retail sale in non-specialized stores	61	311,819	74,988	236,830
G472	Retail sale of food, beverages and tobacco in specialized stores	7	5,401	113	5,288
G473	Retail sale of automotive fuel in specialized stores	15	7,569	115	7,453
G474	Retail sale of information and communications equipment in specialized stores	3	1,801	15	1,785
G475	Retail sale of other household equipment in specialized stores	49	44,006	10,329	33,677
G476	Retail sale of cultural and recreation goods in specialized stores	s	s	s	s
G477	Retail sale of other goods in specialized stores	25	20,114	1,833	18,281
XI - Davao		443	1,336,196	105,706	1,230,490
G451	Sale of motor vehicles	14	41,348	1,019	40,329
G452	Maintenance and repair of motor vehicles	11	2,087	87	2,000
G453	Sale of motor vehicle parts and accessories	13	6,603	-	6,603
G454	Sale, maintenance and repair of motorcycles and related parts and accessories	13	12,217	1,207	11,010
G461	Wholesale on a fee or contract basis	7	17,763	202	17,561
G462	Wholesale of agricultural raw materials and live animals	4	2,654	1,484	1,170
G463	Wholesale of food, beverages and tobacco	38	74,667	19,396	55,271
G464	Wholesale of household goods	26	35,158	15,453	19,705
G465	Wholesale of machinery, equipment and supplies	17	47,915	1,453	46,461
G466	Other specialized wholesale	31	650,801	31,240	619,561

Continued

TABLE 5a.4 --Continued

2009 PSIC Code	Region/ Industry Description	Number of Establishments	Taxes on Products and Other Taxes on Production		
			Total	Taxes on Products	Other Taxes on Productions
		(1)	(2)	(3)	(4)
G471	Retail sale in non-specialized stores	103	285,147	8,497	276,651
G472	Retail sale of food, beverages and tobacco in specialized stores	5	615	1	614
G473	Retail sale of automotive fuel in specialized stores	21	14,290	2,127	12,163
G474	Retail sale of information and communications equipment in specialized stores	7	2,762	-	2,762
G475	Retail sale of other household equipment in specialized stores	82	105,977	13,458	92,519
G476	Retail sale of cultural and recreation goods in specialized stores	6	13,535	9,336	4,198
G477	Retail sale of other goods in specialized stores	44	22,573	744	21,829
G479	Retail trade not in stores, stalls or markets	s	s	s	s
XII - SOCCSKSARGEN		219	227,356	34,192	193,164
G451	Sale of motor vehicles	5	22,676	6,526	16,150
G452	Maintenance and repair of motor vehicles	s	s	s	s
G453	Sale of motor vehicle parts and accessories	5	2,185	22	2,163
G454	Sale, maintenance and repair of motorcycles and related parts and accessories	7	29,583	4,896	24,687
G462	Wholesale of agricultural raw materials and live animals	7	3,955	43	3,912
G463	Wholesale of food, beverages and tobacco	35	30,304	4,809	25,495
G464	Wholesale of household goods	10	3,313	80	3,233
G465	Wholesale of machinery, equipment and supplies	s	s	s	s
G466	Other specialized wholesale	s	s	s	s
G471	Retail sale in non-specialized stores	55	81,950	7,431	74,518
G472	Retail sale of food, beverages and tobacco in specialized stores	7	4,668	300	4,368
G473	Retail sale of automotive fuel in specialized stores	10	1,713	85	1,627
G474	Retail sale of information and communications equipment in specialized stores	s	s	s	s
G475	Retail sale of other household equipment in specialized stores	44	38,959	9,459	29,501
G476	Retail sale of cultural and recreation goods in specialized stores	s	s	s	s
G477	Retail sale of other goods in specialized stores	26	6,456	540	5,917
XIII - Caraga		118	156,256	23,613	132,643
G451	Sale of motor vehicles	6	2,731	60	2,671
G452	Maintenance and repair of motor vehicles	s	s	s	s
G454	Sale, maintenance and repair of motorcycles and related parts and accessories	6	2,653	52	2,601
G462	Wholesale of agricultural raw materials and live animals	s	s	s	s

Continued

TABLE 5a.4 --Concluded

2009 PSIC Code	Region/ Industry Description	Number of Establishments	Taxes on Products and Other Taxes on Production		
			Total	Taxes on Products	Other Taxes on Productions
		(1)	(2)	(3)	(4)
G463	Wholesale of food, beverages and tobacco	15	14,985	2,020	12,965
G464	Wholesale of household goods	10	7,238	2,975	4,264
G465	Wholesale of machinery, equipment and supplies	3	27,377	1,104	26,274
G466	Other specialized wholesale	4	3,175	288	2,888
G471	Retail sale in non-specialized stores	30	56,044	16,231	39,812
G472	Retail sale of food, beverages and tobacco in specialized stores	5	1,858	5	1,853
G473	Retail sale of automotive fuel in specialized stores	7	402	-	402
G474	Retail sale of information and communications equipment in specialized stores	s	s	s	s
G475	Retail sale of other household equipment in specialized stores	15	36,118	842	35,275
G477	Retail sale of other goods in specialized stores	12	2,972	37	2,935
ARMM		11	5,632	504	5,128
G462	Wholesale of agricultural raw materials and live animals	s	s	s	s
G463	Wholesale of food, beverages and tobacco	s	s	s	s
G466	Other specialized wholesale	s	s	s	s
G471	Retail sale in non-specialized stores	6	1,663	504	1,159
G473	Retail sale of automotive fuel in specialized stores	s	s	s	s

TABLE 5a.5 Number of Establishments and Other Expense by Type for Wholesale and Retail Trade; Repair of Motor Vehicles and Motorcycles Establishments with Total Employment of 20 and Over by Region and Industry Group: Philippines, 2017

(Values are in thousand pesos, except number of establishments. Details may not add-up to total due to rounding and/or statistical disclosure control.)

2009 PSIC Code	Region/ Industry Description	Number of Establishments	Other Expense						Others
			Total	Foreign exchange losses	Charitable donations and grants	Bad and doubtful debts	Loss from sale of assets	Loss from sale of investment assets and marketable securities	
		(1)	(2)	(3)	(4)	(5)	(6)	(7)	(8)
PHILIPPINES		8,301	13,494,852	2,011,258	405,853	1,298,157	469,417	261,481	9,048,685
G451	Sale of motor vehicles	360	1,121,812	590	13,553	42,438	2,208	-	1,063,023
G452	Maintenance and repair of motor vehicles	114	46,250	6	2,398	420	-	-	43,426
G453	Sale of motor vehicle parts and accessories	204	113,873	46,737	2,049	18,511	-	-	46,576
G454	Sale, maintenance and repair of motorcycles and related parts and accessories	200	69,354	1,176	3,375	6,382	646	155	57,620
G461	Wholesale on a fee or contract basis	58	17,318	1,306	1,260	2,977	-	-	11,775
G462	Wholesale of agricultural raw materials and live animals	125	127,899	14,132	10,049	17,475	3,162	4	83,076
G463	Wholesale of food, beverages and tobacco	805	1,431,040	228,542	18,070	72,853	91,538	16,622	1,003,414
G464	Wholesale of household goods	855	2,337,973	680,238	80,835	292,258	44,389	124,595	1,115,658
G465	Wholesale of machinery, equipment and supplies	484	2,498,166	545,257	67,661	213,577	266,270	113,660	1,291,741
G466	Other specialized wholesale	544	1,734,719	262,845	67,055	330,806	38,036	885	1,035,092
G469	Non-specialized wholesale trade	15	13,155	-	665	855	-	-	11,636
G471	Retail sale in non-specialized stores	1,532	1,294,536	1,083	38,114	45,479	4,343	299	1,205,218
G472	Retail sale of food, beverages and tobacco in specialized stores	151	139,853	2,947	2,589	3,000	7,227	-	124,090
G473	Retail sale of automotive fuel in specialized stores	435	672,881	49,032	19,328	139,106	-	-	465,415
G474	Retail sale of information and communications equipment in specialized stores	151	131,252	73,843	6,336	11,722	331	2,668	36,352
G475	Retail sale of other household equipment in specialized stores	1,102	1,129,563	48,043	38,464	34,177	1,002	709	1,007,168
G476	Retail sale of cultural and recreation goods in specialized stores	116	41,448	4,966	13,033	3,201	866	22	19,362
G477	Retail sale of other goods in specialized stores	1,032	502,101	29,536	19,469	25,972	9,398	1,861	415,865
G479	Retail trade not in stores, stalls or markets	18	71,656	20,979	1,550	36,949	-	-	12,177
NCR		3,401	8,089,876	1,529,977	264,819	1,069,373	385,667	126,957	4,713,083
G451	Sale of motor vehicles	152	703,829	-	10,892	34,615	-	-	658,321
G452	Maintenance and repair of motor vehicles	60	38,511	-	1,350	-	-	-	37,161
G453	Sale of motor vehicle parts and accessories	110	42,104	15,192	1,087	4,948	-	-	20,878
G454	Sale, maintenance and repair of motorcycles and related parts and accessories	32	17,368	-	65	-	-	-	17,303
G461	Wholesale on a fee or contract basis	34	9,503	1,306	274	477	-	-	7,447
G462	Wholesale of agricultural raw materials and live animals	31	16,140	210	4,781	-	3,162	-	7,987
G463	Wholesale of food, beverages and tobacco	205	803,541	132,594	10,283	23,111	51,656	37	585,860
G464	Wholesale of household goods	584	2,173,877	674,870	73,452	275,561	42,513	124,499	982,983

Continued

TABLE 5a.5 --Continued

2009 PSIC Code	Region/ Industry Description	Number of Establishments	Other Expense						
			Total	Foreign exchange losses	Charitable donations and grants	Bad and doubtful debts	Loss from sale of assets	Loss from sale of investment assets and marketable securities	Others
			(1)	(2)	(3)	(4)	(5)	(6)	(7)
G465	Wholesale of machinery, equipment and supplies	378	1,558,343	341,662	56,995	167,443	239,085	1,509	751,650
G466	Other specialized wholesale	304	1,047,409	196,561	41,191	294,518	32,735	885	481,518
G469	Non-specialized wholesale trade	12	1,521	-	665	-	-	-	856
G471	Retail sale in non-specialized stores	308	546,515	355	7,517	40,052	2,555	-	496,036
G472	Retail sale of food, beverages and tobacco in specialized stores	59	113,154	2,947	525	2,161	7,227	-	100,293
G473	Retail sale of automotive fuel in specialized stores	142	174,134	-	-	137,706	-	-	36,429
G474	Retail sale of information and communications equipment in specialized stores	84	121,447	73,843	6,282	11,716	331	-	29,275
G475	Retail sale of other household equipment in specialized stores	326	358,477	47,989	25,579	16,858	-	-	268,050
G476	Retail sale of cultural and recreation goods in specialized stores	76	32,685	3,707	12,668	3,170	866	22	12,252
G477	Retail sale of other goods in specialized stores	489	259,724	17,761	9,723	20,089	5,536	6	206,609
G479	Retail trade not in stores, stalls or markets	15	71,593	20,979	1,489	36,949	-	-	12,176
CAR		71	37,029	601	1,063	101	92	-	35,173
G451	Sale of motor vehicles	s	s	s	s	s	s	s	s
G453	Sale of motor vehicle parts and accessories	s	s	s	s	s	s	s	s
G454	Sale, maintenance and repair of motorcycles and related parts and accessories	s	s	s	s	s	s	s	s
G462	Wholesale of agricultural raw materials and live animals	s	s	s	s	s	s	s	s
G463	Wholesale of food, beverages and tobacco	10	1,760	576	-	101	24	-	1,059
G464	Wholesale of household goods	s	s	s	s	s	s	s	s
G465	Wholesale of machinery, equipment and supplies	s	s	s	s	s	s	s	s
G466	Other specialized wholesale	s	s	s	s	s	s	s	s
G471	Retail sale in non-specialized stores	28	16,009	-	655	-	-	-	15,355
G473	Retail sale of automotive fuel in specialized stores	7	328	-	66	-	-	-	262
G474	Retail sale of information and communications equipment in specialized stores	s	s	s	s	s	s	s	s
G475	Retail sale of other household equipment in specialized stores	5	1,007	-	-	-	-	-	1,007
G477	Retail sale of other goods in specialized stores	9	7,170	25	340	-	68	-	6,738
I - Illocos		265	70,085	3,157	6,809	3,896	255	31	55,937
G451	Sale of motor vehicles	10	6,577	-	-	180	-	-	6,397
G452	Maintenance and repair of motor vehicles	s	s	s	s	s	s	s	s
G453	Sale of motor vehicle parts and accessories	7	845	-	-	-	-	-	845
G454	Sale, maintenance and repair of motorcycles and related parts and accessories	14	-	-	-	-	-	-	-

Continued

TABLE 5a.5 --Continued

2009 PSIC Code	Region/ Industry Description	Number of Establishments	Other Expense						
			Total	Foreign exchange losses	Charitable donations and grants	Bad and doubtful debts	Loss from sale of assets	Loss from sale of investment assets and marketable securities	Others
			(1)	(2)	(3)	(4)	(5)	(6)	(7)
G462	Wholesale of agricultural raw materials and live animals	s	s	s	s	s	s	s	s
G463	Wholesale of food, beverages and tobacco	42	7,376	3,112	380	1,688	131	-	2,065
G464	Wholesale of household goods	11	21,997	-	185	774	-	-	21,038
G466	Other specialized wholesale	8	4,232	-	17	413	-	-	3,802
G471	Retail sale in non-specialized stores	77	12,062	-	601	-	-	31	11,431
G472	Retail sale of food, beverages and tobacco in specialized stores	4	1,018	-	-	-	-	-	1,018
G473	Retail sale of automotive fuel in specialized stores	10	492	-	-	-	-	-	492
G474	Retail sale of information and communications equipment in specialized stores	5	224	-	-	-	-	-	224
G475	Retail sale of other household equipment in specialized stores	38	2,731	-	1,807	5	-	-	919
G476	Retail sale of cultural and recreation goods in specialized stores	4	6	-	-	-	-	-	6
G477	Retail sale of other goods in specialized stores	31	12,525	46	3,820	837	124	-	7,699
II - Cagayan Valley		151	86,563	10,915	1,685	10,955	1,076	4	61,928
G451	Sale of motor vehicles	6	1,242	590	-	113	-	-	539
G453	Sale of motor vehicle parts and accessories	s	s	s	s	s	s	s	s
G454	Sale, maintenance and repair of motorcycles and related parts and accessories	8	2,046	-	-	1,219	-	-	827
G462	Wholesale of agricultural raw materials and live animals	17	35,376	6,248	147	6,383	-	4	22,594
G463	Wholesale of food, beverages and tobacco	28	26,693	3,522	517	1,685	148	-	20,821
G464	Wholesale of household goods	7	874	-	-	283	-	-	591
G465	Wholesale of machinery, equipment and supplies	s	s	s	s	s	s	s	s
G466	Other specialized wholesale	3	517	-	-	-	-	-	517
G471	Retail sale in non-specialized stores	26	3,940	-	132	643	-	-	3,165
G472	Retail sale of food, beverages and tobacco in specialized stores	3	70	-	8	-	-	-	63
G473	Retail sale of automotive fuel in specialized stores	8	1,836	-	92	-	-	-	1,744
G474	Retail sale of information and communications equipment in specialized stores	s	s	s	s	s	s	s	s
G475	Retail sale of other household equipment in specialized stores	18	1,336	-	172	-	883	-	282
G476	Retail sale of cultural and recreation goods in specialized stores	s	s	s	s	s	s	s	s
G477	Retail sale of other goods in specialized stores	21	12,012	555	183	606	45	-	10,623

Continued

TABLE 5a.5 --Continued

2009 PSIC Code	Region/ Industry Description	Number of Establishments	Other Expense						
			Total	Foreign exchange losses	Charitable donations and grants	Bad and doubtful debts	Loss from sale of assets	Loss from sale of investment assets and marketable securities	Others
		(1)	(2)	(3)	(4)	(5)	(6)	(7)	(8)
	III - Central Luzon	628	571,523	51,015	19,862	14,804	3,778	268	481,796
G451	Sale of motor vehicles	39	29,500	-	256	1,548	-	-	27,697
G452	Maintenance and repair of motor vehicles	7	1,171	-	800	-	-	-	371
G453	Sale of motor vehicle parts and accessories	5	899	-	38	90	-	-	771
G454	Sale, maintenance and repair of motorcycles and related parts and accessories	20	2,105	-	-	627	-	-	1,478
G461	Wholesale on a fee or contract basis	s	s	s	s	s	s	s	s
G462	Wholesale of agricultural raw materials and live animals	15	17,833	2,308	300	5,715	-	-	9,509
G463	Wholesale of food, beverages and tobacco	67	159,772	8,679	665	2,191	352	-	147,884
G464	Wholesale of household goods	32	26,708	10	936	1,607	-	-	24,154
G465	Wholesale of machinery, equipment and supplies	5	977	86	-	-	-	-	891
G466	Other specialized wholesale	38	93,232	38,270	1,305	-	2,140	-	51,517
G469	Non-specialized wholesale trade	s	s	s	s	s	s	s	s
G471	Retail sale in non-specialized stores	177	167,599	659	10,879	-	-	268	155,792
G472	Retail sale of food, beverages and tobacco in specialized stores	10	3,358	-	50	3	-	-	3,305
G473	Retail sale of automotive fuel in specialized stores	51	2,529	-	808	-	-	-	1,721
G474	Retail sale of information and communications equipment in specialized stores	5	146	-	-	-	-	-	146
G475	Retail sale of other household equipment in specialized stores	84	8,381	-	2,989	3	-	-	5,389
G476	Retail sale of cultural and recreation goods in specialized stores	6	124	-	-	-	-	-	124
G477	Retail sale of other goods in specialized stores	63	50,266	1,003	835	2,511	1,285	-	44,631
	IVA - CALABARZON	875	2,019,417	299,300	40,872	70,857	17,489	101,998	1,488,901
G451	Sale of motor vehicles	35	62,352	-	657	2,713	387	-	58,595
G452	Maintenance and repair of motor vehicles	17	2,236	-	-	-	-	-	2,236
G453	Sale of motor vehicle parts and accessories	16	63,058	31,545	129	12,398	-	-	18,986
G454	Sale, maintenance and repair of motorcycles and related parts and accessories	21	6,832	-	17	-	397	-	6,417
G461	Wholesale on a fee or contract basis	s	s	s	s	s	s	s	s
G462	Wholesale of agricultural raw materials and live animals	3	1,565	-	35	-	-	-	1,529
G463	Wholesale of food, beverages and tobacco	78	40,358	1,494	2,460	22,308	63	-	14,034
G464	Wholesale of household goods	37	47,927	4,692	2,866	2,213	-	-	38,155
G465	Wholesale of machinery, equipment and supplies	30	631,606	198,568	5,083	24,043	15,692	100,657	287,563

Continued

TABLE 5a.5 --Continued

2009 PSIC Code	Region/ Industry Description	Number of Establishments	Other Expense						
			Total	Foreign exchange losses	Charitable donations and grants	Bad and doubtful debts	Loss from sale of assets	Loss from sale of investment assets and marketable securities	Others
			(1)	(2)	(3)	(4)	(5)	(6)	(7)
G466	Other specialized wholesale	57	23,640	4,164	5,256	-	-	-	14,221
G469	Non-specialized wholesale trade	s	s	s	s	s	s	s	s
G471	Retail sale in non-specialized stores	234	71,029	-	3,131	91	233	-	67,574
G472	Retail sale of food, beverages and tobacco in specialized stores	14	2,911	-	15	709	-	-	2,187
G473	Retail sale of automotive fuel in specialized stores	82	344,156	49,032	17,777	-	-	-	277,347
G474	Retail sale of information and communications equipment in specialized stores	7	288	-	-	-	-	-	288
G475	Retail sale of other household equipment in specialized stores	131	665,492	-	3,219	6,000	-	-	656,272
G476	Retail sale of cultural and recreation goods in specialized stores	s	s	s	s	s	s	s	s
G477	Retail sale of other goods in specialized stores	108	50,749	9,805	227	36	715	1,341	38,625
IVB - MIMAROPA		108	24,555	6,973	389	1,708	290	-	15,194
G451	Sale of motor vehicles	s	s	s	s	s	s	s	s
G453	Sale of motor vehicle parts and accessories	s	s	s	s	s	s	s	s
G454	Sale, maintenance and repair of motorcycles and related parts and accessories	8	551	-	17	-	-	-	535
G462	Wholesale of agricultural raw materials and live animals	11	867	79	234	90	-	-	464
G463	Wholesale of food, beverages and tobacco	30	9,563	6,894	-	1,350	290	-	1,028
G464	Wholesale of household goods	s	s	s	s	s	s	s	s
G466	Other specialized wholesale	s	s	s	s	s	s	s	s
G471	Retail sale in non-specialized stores	30	8,060	-	-	-	-	-	8,060
G472	Retail sale of food, beverages and tobacco in specialized stores	s	s	s	s	s	s	s	s
G473	Retail sale of automotive fuel in specialized stores	3	52	-	52	-	-	-	-
G474	Retail sale of information and communications equipment in specialized stores	3	904	-	-	-	-	-	904
G475	Retail sale of other household equipment in specialized stores	10	1,401	-	86	268	-	-	1,047
G477	Retail sale of other goods in specialized stores	6	2,934	-	-	-	-	-	2,934
V - Bicol		244	146,076	2,348	3,904	10,689	1,002	19,151	108,982
G451	Sale of motor vehicles	3	9,386	-	47	996	-	-	8,343
G452	Maintenance and repair of motor vehicles	s	s	s	s	s	s	s	s
G453	Sale of motor vehicle parts and accessories	s	s	s	s	s	s	s	s

Continued

TABLE 5a.5 --Continued

2009 PSIC Code	Region/ Industry Description	Number of Establishments	Other Expense						
			Total	Foreign exchange losses	Charitable donations and grants	Bad and doubtful debts	Loss from sale of assets	Loss from sale of investment assets and marketable securities	Others
			(1)	(2)	(3)	(4)	(5)	(6)	(7)
G454	Sale, maintenance and repair of motorcycles and related parts and accessories	7	6,052	-	2,432	-	-	-	3,620
G461	Wholesale on a fee or contract basis	s	s	s	s	s	s	s	s
G462	Wholesale of agricultural raw materials and live animals	4	126	-	101	-	-	-	25
G463	Wholesale of food, beverages and tobacco	49	45,997	2,348	420	6,144	728	16,483	19,874
G464	Wholesale of household goods	17	5,868	-	-	687	274	-	4,907
G465	Wholesale of machinery, equipment and supplies	s	s	s	s	s	s	s	s
G466	Other specialized wholesale	4	475	-	-	-	-	-	475
G471	Retail sale in non-specialized stores	66	8,683	-	606	413	-	-	7,663
G472	Retail sale of food, beverages and tobacco in specialized stores	s	s	s	s	s	s	s	s
G473	Retail sale of automotive fuel in specialized stores	6	235	-	235	-	-	-	-
G474	Retail sale of information and communications equipment in specialized stores	3	4,986	-	-	-	-	2,668	2,317
G475	Retail sale of other household equipment in specialized stores	26	2,276	-	-	2,198	-	-	77
G476	Retail sale of cultural and recreation goods in specialized stores	s	s	s	s	s	s	s	s
G477	Retail sale of other goods in specialized stores	50	61,228	-	39	-	-	-	61,189
VI - Western Visayas		454	481,182	5,365	6,743	4,834	230	-	464,010
G451	Sale of motor vehicles	21	231,258	-	48	-	-	-	231,210
G452	Maintenance and repair of motor vehicles	4	1,237	6	75	-	-	-	1,155
G453	Sale of motor vehicle parts and accessories	6	147	-	-	-	-	-	147
G454	Sale, maintenance and repair of motorcycles and related parts and accessories	18	1,401	1,176	-	-	-	-	226
G462	Wholesale of agricultural raw materials and live animals	s	s	s	s	s	s	s	s
G463	Wholesale of food, beverages and tobacco	60	32,160	1,708	7	1,649	72	-	28,725
G464	Wholesale of household goods	24	8,951	-	76	1,273	-	-	7,602
G465	Wholesale of machinery, equipment and supplies	6	48,608	-	224	843	23	-	47,518
G466	Other specialized wholesale	11	37,097	2,373	2,632	714	-	-	31,379
G471	Retail sale in non-specialized stores	115	91,744	-	778	185	-	-	90,781
G472	Retail sale of food, beverages and tobacco in specialized stores	10	3,695	-	1,941	127	-	-	1,627
G473	Retail sale of automotive fuel in specialized stores	15	3,837	-	-	-	-	-	3,837
G474	Retail sale of information and communications equipment in specialized stores	7	389	-	25	-	-	-	364

Continued

TABLE 5a.5 --Continued

2009 PSIC Code	Region/ Industry Description	Number of Establishments	Other Expense						
			Total	Foreign exchange losses	Charitable donations and grants	Bad and doubtful debts	Loss from sale of assets	Loss from sale of investment assets and marketable securities	Others
			(1)	(2)	(3)	(4)	(5)	(6)	(7)
G475	Retail sale of other household equipment in specialized stores	97	7,575	53	91	-	-	-	7,431
G476	Retail sale of cultural and recreation goods in specialized stores	s	s	s	s	s	s	s	s
G477	Retail sale of other goods in specialized stores	57	12,682	50	545	43	135	-	11,909
VII - Central Visayas		710	691,481	20,550	11,089	41,360	17,160	11,597	589,725
G451	Sale of motor vehicles	44	34,997	-	-	1,723	1,373	-	31,901
G452	Maintenance and repair of motor vehicles	8	742	-	-	-	-	-	742
G453	Sale of motor vehicle parts and accessories	21	3,233	-	714	692	-	-	1,826
G454	Sale, maintenance and repair of motorcycles and related parts and accessories	28	16,808	-	302	2,358	-	-	14,148
G461	Wholesale on a fee or contract basis	7	1,195	-	50	-	-	-	1,145
G462	Wholesale of agricultural raw materials and live animals	7	14,643	-	3,283	381	-	-	10,980
G463	Wholesale of food, beverages and tobacco	58	52,243	4,184	1,695	4,364	1,536	103	40,362
G464	Wholesale of household goods	51	12,493	666	1,573	2,376	-	-	7,878
G465	Wholesale of machinery, equipment and supplies	32	65,160	4,932	928	5,122	10,953	11,494	31,730
G466	Other specialized wholesale	54	201,716	10,540	204	11,795	1,318	-	177,859
G469	Non-specialized wholesale trade	s	s	s	s	s	s	s	s
G471	Retail sale in non-specialized stores	126	171,080	69	597	2,236	1,555	-	166,623
G472	Retail sale of food, beverages and tobacco in specialized stores	16	1,292	-	-	-	-	-	1,292
G473	Retail sale of automotive fuel in specialized stores	43	82,415	-	6	-	-	-	82,409
G474	Retail sale of information and communications equipment in specialized stores	19	309	-	-	5	-	-	304
G475	Retail sale of other household equipment in specialized stores	118	24,079	-	1,210	8,802	-	-	14,067
G476	Retail sale of cultural and recreation goods in specialized stores	11	1,919	-	335	-	-	-	1,583
G477	Retail sale of other goods in specialized stores	64	7,094	159	131	1,506	424	-	4,874
G479	Retail trade not in stores, stalls or markets	s	s	s	s	s	s	s	s
VIII - Eastern Visayas		158	128,164	47,659	439	4,037	37,265	-	38,765
G451	Sale of motor vehicles	3	508	-	-	-	-	-	508
G452	Maintenance and repair of motor vehicles	s	s	s	s	s	s	s	s
G453	Sale of motor vehicle parts and accessories	s	s	s	s	s	s	s	s
G454	Sale, maintenance and repair of motorcycles and related parts and accessories	5	1,058	-	5	-	-	-	1,052
G461	Wholesale on a fee or contract basis	s	s	s	s	s	s	s	s

Continued

TABLE 5a.5 --Continued

2009 PSIC Code	Region/ Industry Description	Number of Establishments	Other Expense						
			Total	Foreign exchange losses	Charitable donations and grants	Bad and doubtful debts	Loss from sale of assets	Loss from sale of investment assets and marketable securities	Others
			(1)	(2)	(3)	(4)	(5)	(6)	(7)
G462	Wholesale of agricultural raw materials and live animals	6	12,784	-	110	-	-	-	12,674
G463	Wholesale of food, beverages and tobacco	33	97,495	47,641	2	1,752	35,751	-	12,348
G464	Wholesale of household goods	9	7,161	-	71	2,269	1,466	-	3,354
G466	Other specialized wholesale	4	42	-	38	-	-	-	3
G471	Retail sale in non-specialized stores	39	792	-	-	16	-	-	776
G472	Retail sale of food, beverages and tobacco in specialized stores	s	s	s	s	s	s	s	s
G473	Retail sale of automotive fuel in specialized stores	9	32	-	-	-	-	-	32
G474	Retail sale of information and communications equipment in specialized stores	s	s	s	s	s	s	s	s
G475	Retail sale of other household equipment in specialized stores	34	8,017	-	187	-	-	-	7,830
G477	Retail sale of other goods in specialized stores	10	226	17	25	-	47	-	136
IX - Zamboanga Peninsula		159	40,261	2,276	5,408	2,827	860	158	28,731
G451	Sale of motor vehicles	s	s	s	s	s	s	s	s
G453	Sale of motor vehicle parts and accessories	s	s	s	s	s	s	s	s
G454	Sale, maintenance and repair of motorcycles and related parts and accessories	5	1,049	-	-	-	-	-	1,049
G461	Wholesale on a fee or contract basis	3	214	-	-	-	-	-	214
G462	Wholesale of agricultural raw materials and live animals	5	254	-	-	222	-	-	32
G463	Wholesale of food, beverages and tobacco	19	3,788	2,255	26	806	123	-	577
G464	Wholesale of household goods	13	2,777	-	334	1,781	-	-	661
G465	Wholesale of machinery, equipment and supplies	s	s	s	s	s	s	s	s
G466	Other specialized wholesale	4	189	-	18	-	-	-	171
G471	Retail sale in non-specialized stores	51	16,004	-	37	-	-	-	15,967
G472	Retail sale of food, beverages and tobacco in specialized stores	6	1,097	-	-	-	-	-	1,097
G473	Retail sale of automotive fuel in specialized stores	5	1,217	-	111	-	-	-	1,105
G475	Retail sale of other household equipment in specialized stores	25	5,383	-	1,831	-	-	158	3,394
G476	Retail sale of cultural and recreation goods in specialized stores	s	s	s	s	s	s	s	s
G477	Retail sale of other goods in specialized stores	17	4,394	12	2,854	18	738	-	772
X - Northern Mindanao		286	322,852	3,102	18,626	22,393	1,387	743	276,601
G451	Sale of motor vehicles	17	8,575	-	397	-	448	-	7,731
G452	Maintenance and repair of motor vehicles	s	s	s	s	s	s	s	s
G453	Sale of motor vehicle parts and accessories	11	1,454	-	32	-	-	-	1,422

Continued

TABLE 5a.5 --Continued

2009 PSIC Code	Region/ Industry Description	Number of Establishments	Other Expense						
			Total	Foreign exchange losses	Charitable donations and grants	Bad and doubtful debts	Loss from sale of assets	Loss from sale of investment assets and marketable securities	Others
		(1)	(2)	(3)	(4)	(5)	(6)	(7)	(8)
G454	Sale, maintenance and repair of motorcycles and related parts and accessories	7	1,868	-	45	-	128	155	1,539
G462	Wholesale of agricultural raw materials and live animals	6	277	-	-	-	-	-	277
G463	Wholesale of food, beverages and tobacco	37	25,746	3,010	6	1,978	123	-	20,630
G464	Wholesale of household goods	21	8,853	-	678	166	115	73	7,821
G465	Wholesale of machinery, equipment and supplies	6	89,620	-	2,310	9,579	310	-	77,421
G466	Other specialized wholesale	16	77,819	7	2,558	9,017	30	-	66,207
G471	Retail sale in non-specialized stores	61	17,623	-	12,129	1,653	-	-	3,840
G472	Retail sale of food, beverages and tobacco in specialized stores	7	7,300	-	-	-	-	-	7,300
G473	Retail sale of automotive fuel in specialized stores	15	52,096	-	28	-	-	-	52,068
G474	Retail sale of information and communications equipment in specialized stores	3	186	-	-	-	-	-	186
G475	Retail sale of other household equipment in specialized stores	49	22,141	-	237	-	-	-	21,904
G476	Retail sale of cultural and recreation goods in specialized stores	s	s	s	s	s	s	s	s
G477	Retail sale of other goods in specialized stores	25	8,017	86	207	-	233	514	6,977
XI - Davao		443	569,713	16,969	21,557	31,340	2,287	551	497,010
G451	Sale of motor vehicles	14	10,507	-	968	550	-	-	8,989
G452	Maintenance and repair of motor vehicles	11	1,033	-	130	420	-	-	482
G453	Sale of motor vehicle parts and accessories	13	80	-	48	-	-	-	32
G454	Sale, maintenance and repair of motorcycles and related parts and accessories	13	6,586	-	483	2,064	-	-	4,040
G461	Wholesale on a fee or contract basis	7	5,981	-	936	2,500	-	-	2,545
G462	Wholesale of agricultural raw materials and live animals	4	3,137	-	731	-	-	-	2,407
G463	Wholesale of food, beverages and tobacco	38	97,871	4,761	697	422	101	-	91,890
G464	Wholesale of household goods	26	9,814	-	619	2,905	-	-	6,291
G465	Wholesale of machinery, equipment and supplies	17	83,501	-	1,646	6,484	207	-	75,164
G466	Other specialized wholesale	31	245,832	10,932	13,834	14,349	1,813	-	204,905
G471	Retail sale in non-specialized stores	103	71,524	-	359	-	-	-	71,166
G472	Retail sale of food, beverages and tobacco in specialized stores	5	675	-	50	-	-	-	625
G473	Retail sale of automotive fuel in specialized stores	21	1,400	-	-	1,400	-	-	-
G474	Retail sale of information and communications equipment in specialized stores	7	1,295	-	30	-	-	-	1,265
G475	Retail sale of other household equipment in specialized stores	82	13,900	-	1,013	-	119	551	12,217
G476	Retail sale of cultural and recreation goods in specialized stores	6	5,814	1,258	-	-	-	-	4,556

Continued

TABLE 5a.5 --Continued

2009 PSIC Code	Region/ Industry Description	Number of Establishments	Other Expense						
			Total	Foreign exchange losses	Charitable donations and grants	Bad and doubtful debts	Loss from sale of assets	Loss from sale of investment assets and marketable securities	Others
			(1)	(2)	(3)	(4)	(5)	(6)	(7)
G477	Retail sale of other goods in specialized stores	44	10,761	17	15	246	47	-	10,436
G479	Retail trade not in stores, stalls or markets	s	s	s	s	s	s	s	s
XII - SOCCSKSARGEN		219	146,537	9,556	1,361	8,301	378	-	126,941
G451	Sale of motor vehicles	5	6,768	-	121	-	-	-	6,648
G452	Maintenance and repair of motor vehicles	s	s	s	s	s	s	s	s
G453	Sale of motor vehicle parts and accessories	5	480	-	-	109	-	-	371
G454	Sale, maintenance and repair of motorcycles and related parts and accessories	7	2,504	-	-	-	-	-	2,504
G462	Wholesale of agricultural raw materials and live animals	7	19,795	5,287	-	4,684	-	-	9,824
G463	Wholesale of food, beverages and tobacco	35	23,051	4,269	876	2,921	378	-	14,607
G464	Wholesale of household goods	10	1,824	-	-	324	-	-	1,499
G465	Wholesale of machinery, equipment and supplies	s	s	s	s	s	s	s	s
G466	Other specialized wholesale	s	s	s	s	s	s	s	s
G471	Retail sale in non-specialized stores	55	71,702	-	286	190	-	-	71,227
G472	Retail sale of food, beverages and tobacco in specialized stores	7	4,883	-	1	-	-	-	4,882
G473	Retail sale of automotive fuel in specialized stores	10	7,364	-	-	-	-	-	7,364
G474	Retail sale of information and communications equipment in specialized stores	s	s	s	s	s	s	s	s
G475	Retail sale of other household equipment in specialized stores	44	6,925	-	42	42	-	-	6,841
G476	Retail sale of cultural and recreation goods in specialized stores	s	s	s	s	s	s	s	s
G477	Retail sale of other goods in specialized stores	26	873	-	18	-	-	-	855
XIII - Caraga		118	67,860	1,494	1,075	680	203	23	64,384
G451	Sale of motor vehicles	6	11,450	-	-	-	-	-	11,450
G452	Maintenance and repair of motor vehicles	s	s	s	s	s	s	s	s
G454	Sale, maintenance and repair of motorcycles and related parts and accessories	6	2,878	-	8	114	120	-	2,635
G462	Wholesale of agricultural raw materials and live animals	s	s	s	s	s	s	s	s
G463	Wholesale of food, beverages and tobacco	15	3,627	1,494	37	384	63	-	1,649
G464	Wholesale of household goods	10	737	-	46	39	20	23	609
G465	Wholesale of machinery, equipment and supplies	3	19,427	-	-	63	-	-	19,363
G466	Other specialized wholesale	4	2,417	-	-	-	-	-	2,417
G471	Retail sale in non-specialized stores	30	20,170	-	408	-	-	-	19,762
G472	Retail sale of food, beverages and tobacco in specialized stores	5	387	-	-	-	-	-	387

Continued

TABLE 5a.5 --Concluded

2009 PSIC Code	Region/ Industry Description	Number of Establishments	Other Expense						
			Total	Foreign exchange losses	Charitable donations and grants	Bad and doubtful debts	Loss from sale of assets	Loss from sale of investment assets and marketable securities	Others
			(1)	(2)	(3)	(4)	(5)	(6)	(7)
G473	Retail sale of automotive fuel in specialized stores	7	81	-	-	-	-	-	81
G474	Retail sale of information and communications equipment in specialized stores	s	s	s	s	s	s	s	s
G475	Retail sale of other household equipment in specialized stores	15	441	-	-	-	-	-	441
G477	Retail sale of other goods in specialized stores	12	1,446	-	510	80	-	-	856
	ARMM	11	1,676	-	152	-	-	-	1,524
G462	Wholesale of agricultural raw materials and live animals	s	s	s	s	s	s	s	s
G463	Wholesale of food, beverages and tobacco	s	s	s	s	s	s	s	s
G466	Other specialized wholesale	s	s	s	s	s	s	s	s
G471	Retail sale in non-specialized stores	6	-	-	-	-	-	-	-
G473	Retail sale of automotive fuel in specialized stores	s	s	s	s	s	s	s	s

TABLE 6a Number of Establishments and Capital Expenditures by Type of Tangible Fixed Assets for Wholesale and Retail Trade; Repair of Motor Vehicles and Motorcycles Establishments with Total Employment of 20 and Over by Region and Industry Group: Philippines, 2017

(Values are in thousand pesos, except number of establishments. Details may not add-up to total due to rounding and/or statistical disclosure control.)

2009 PSIC Code	Region/ Industry Description	Number of Establishments	Capital Expenditures of Tangible Fixed Assets				
			Total	Land	Buildings, Other Structures and Land Improvements	Transport Equipment	ICT Machinery and Equipment
		(1)	(2)	(3)	(4)	(5)	(6)
	PHILIPPINES	8,301	27,856,454	2,484,755	11,055,482	3,895,110	2,038,088
G451	Sale of motor vehicles	360	1,956,360	73,090	1,318,524	289,169	69,530
G452	Maintenance and repair of motor vehicles	114	27,869	12,782	6,964	2,767	153
G453	Sale of motor vehicle parts and accessories	204	276,810	68,017	85,584	64,185	17,903
G454	Sale, maintenance and repair of motorcycles and related parts and accessories	200	58,144	5	40,478	9,522	1,810
G461	Wholesale on a fee or contract basis	58	21,297	-	9,210	1,605	270
G462	Wholesale of agricultural raw materials and live animals	125	234,972	61,419	59,899	63,848	3,799
G463	Wholesale of food, beverages and tobacco	805	1,768,740	60,058	722,652	385,422	60,723
G464	Wholesale of household goods	855	3,390,122	882,695	703,347	1,151,485	144,070
G465	Wholesale of machinery, equipment and supplies	484	2,579,883	9,931	592,084	667,294	154,754
G466	Other specialized wholesale	544	4,400,032	700,478	761,901	424,398	90,630
G469	Non-specialized wholesale trade	15	1,565	-	-	350	-
G471	Retail sale in non-specialized stores	1,532	7,739,309	289,064	4,233,616	180,416	736,790
G472	Retail sale of food, beverages and tobacco in specialized stores	151	384,888	46,104	183,068	105,676	13,150
G473	Retail sale of automotive fuel in specialized stores	435	523,211	1,475	50,800	79,982	28,157
G474	Retail sale of information and communications equipment in specialized stores	151	186,840	-	34,430	7,628	139,070
G475	Retail sale of other household equipment in specialized stores	1,102	2,792,480	209,657	1,567,290	220,773	299,045
G476	Retail sale of cultural and recreation goods in specialized stores	116	130,543	-	63,451	18,896	15,159
G477	Retail sale of other goods in specialized stores	1,032	1,313,019	69,979	581,134	221,359	240,199
G479	Retail trade not in stores, stalls or markets	18	70,371	-	41,052	334	22,877
	NCR	3,401	13,686,840	1,482,127	5,528,494	2,455,119	1,191,647
G451	Sale of motor vehicles	152	1,097,887	37,720	800,001	111,752	50,898
G452	Maintenance and repair of motor vehicles	60	525	-	-	-	-
G453	Sale of motor vehicle parts and accessories	110	202,262	48,177	72,216	37,552	13,824
G454	Sale, maintenance and repair of motorcycles and related parts and accessories	32	3,876	-	2,460	504	752
G461	Wholesale on a fee or contract basis	34	20,041	-	9,210	1,605	267
G462	Wholesale of agricultural raw materials and live animals	31	114,957	14,246	31,978	43,621	433
G463	Wholesale of food, beverages and tobacco	205	397,739	8,476	188,942	48,871	37,813
G464	Wholesale of household goods	584	3,054,910	834,696	595,156	1,037,153	137,885
G465	Wholesale of machinery, equipment and supplies	378	1,795,726	718	573,798	599,339	141,508
G466	Other specialized wholesale	304	1,964,314	307,878	519,708	290,258	53,697
G469	Non-specialized wholesale trade	12	433	-	-	350	

Continued

TABLE 6a --Continued

2009 PSIC Code	Region/ Industry Description	Number of Establishments	Capital Expenditures of Tangible Fixed Assets				
			Total	Land	Buildings, Other Structures and Land Improvements	Transport Equipment	ICT Machinery and Equipment
		(1)	(2)	(3)	(4)	(5)	(6)
G471	Retail sale in non-specialized stores	308	2,114,520	-	1,109,076	43,475	245,753
G472	Retail sale of food, beverages and tobacco in specialized stores	59	295,376	44,333	151,404	67,594	11,448
G473	Retail sale of automotive fuel in specialized stores	142	5,943	-	686	3,900	-
G474	Retail sale of information and communications equipment in specialized stores	84	150,938	-	3,770	2,797	138,832
G475	Retail sale of other household equipment in specialized stores	326	1,346,823	127,130	900,539	69,440	140,836
G476	Retail sale of cultural and recreation goods in specialized stores	76	100,809	-	58,300	15,538	10,625
G477	Retail sale of other goods in specialized stores	489	949,776	58,753	470,198	81,372	184,251
G479	Retail trade not in stores, stalls or markets	15	69,986	-	41,052	-	22,826
	CAR	71	168,120	3,992	101,098	14,054	4,995
G451	Sale of motor vehicles	s	s	s	s	s	s
G453	Sale of motor vehicle parts and accessories	s	s	s	s	s	s
G454	Sale, maintenance and repair of motorcycles and related parts and accessories	s	s	s	s	s	s
G462	Wholesale of agricultural raw materials and live animals	s	s	s	s	s	s
G463	Wholesale of food, beverages and tobacco	10	35,125	3,992	8,588	12,174	359
G464	Wholesale of household goods	s	s	s	s	s	s
G465	Wholesale of machinery, equipment and supplies	s	s	s	s	s	s
G466	Other specialized wholesale	s	s	s	s	s	s
G471	Retail sale in non-specialized stores	28	112,090	-	78,378	172	4,541
G473	Retail sale of automotive fuel in specialized stores	7	17,874	-	13,962	1,440	-
G474	Retail sale of information and communications equipment in specialized stores	s	s	s	s	s	s
G475	Retail sale of other household equipment in specialized stores	5	98	-	-	-	44
G477	Retail sale of other goods in specialized stores	9	-	-	-	-	-
	I - Ilocos	265	277,370	6,190	136,870	26,320	32,149
G451	Sale of motor vehicles	10	7,863	-	7,578	-	170
G452	Maintenance and repair of motor vehicles	s	s	s	s	s	s
G453	Sale of motor vehicle parts and accessories	7	16,738	6,190	3,333	3,966	525
G454	Sale, maintenance and repair of motorcycles and related parts and accessories	14	-	-	-	-	-
G462	Wholesale of agricultural raw materials and live animals	s	s	s	s	s	s
G463	Wholesale of food, beverages and tobacco	42	12,424	-	594	9,564	-
G464	Wholesale of household goods	11	462	-	-	120	-

Continued

TABLE 6a --Continued

2009 PSIC Code	Region/ Industry Description	Number of Establishments	Capital Expenditures of Tangible Fixed Assets				
			Total	Land	Buildings, Other Structures and Land Improvements	Transport Equipment	ICT Machinery and Equipment
		(1)	(2)	(3)	(4)	(5)	(6)
G466	Other specialized wholesale	8	14,318	-	9,151	5,167	-
G471	Retail sale in non-specialized stores	77	91,672	-	43,644	3,764	12,196
G472	Retail sale of food, beverages and tobacco in specialized stores	4	20,926	-	8,908	2,498	362
G473	Retail sale of automotive fuel in specialized stores	10	-	-	-	-	-
G474	Retail sale of information and communications equipment in specialized stores	5	193	-	-	-	191
G475	Retail sale of other household equipment in specialized stores	38	107,797	-	61,608	1,241	16,999
G476	Retail sale of cultural and recreation goods in specialized stores	4	3,979	-	2,054	-	1,707
G477	Retail sale of other goods in specialized stores	31	1,000	-	-	-	-
II - Cagayan Valley		151	409,890	25,444	195,747	92,002	13,263
G451	Sale of motor vehicles	6	1,275	-	-	-	-
G453	Sale of motor vehicle parts and accessories	s	s	s	s	s	s
G454	Sale, maintenance and repair of motorcycles and related parts and accessories	8	1,532	-	1,165	229	4
G462	Wholesale of agricultural raw materials and live animals	17	7,165	-	2,494	1,150	1,042
G463	Wholesale of food, beverages and tobacco	28	88,346	1,335	47,587	7,674	1,112
G464	Wholesale of household goods	7	83,757	16,408	41,742	25,047	15
G465	Wholesale of machinery, equipment and supplies	s	s	s	s	s	s
G466	Other specialized wholesale	3	17,007	701	8,570	7,736	-
G471	Retail sale in non-specialized stores	26	64,118	-	29,704	2,812	5,849
G472	Retail sale of food, beverages and tobacco in specialized stores	3	-	-	-	-	-
G473	Retail sale of automotive fuel in specialized stores	8	15,119	-	4,735	9,752	291
G474	Retail sale of information and communications equipment in specialized stores	s	s	s	s	s	s
G475	Retail sale of other household equipment in specialized stores	18	114,982	-	55,049	33,724	4,218
G476	Retail sale of cultural and recreation goods in specialized stores	s	s	s	s	s	s
G477	Retail sale of other goods in specialized stores	21	1,486	-	-	1,333	-
III - Central Luzon		628	2,280,415	106,777	1,095,698	195,651	196,831
G451	Sale of motor vehicles	39	314,741	-	207,913	65,960	1,470
G452	Maintenance and repair of motor vehicles	7	17,971	8,634	5,752	2,085	-
G453	Sale of motor vehicle parts and accessories	5	5,401	-	-	1,863	1,113
G454	Sale, maintenance and repair of motorcycles and related parts and accessories	20	169	-	-	36	18
G461	Wholesale on a fee or contract basis	s	s	s	s	s	s

Continued

TABLE 6a --Continued

2009 PSIC Code	Region/ Industry Description	Number of Establishments	Capital Expenditures of Tangible Fixed Assets				
			Total	Land	Buildings, Other Structures and Land Improvements	Transport Equipment	ICT Machinery and Equipment
		(1)	(2)	(3)	(4)	(5)	(6)
G462	Wholesale of agricultural raw materials and live animals	15	53,105	36,708	2,151	3,714	
G463	Wholesale of food, beverages and tobacco	67	127,271	1	42,110	38,176	2,067
G464	Wholesale of household goods	32	28,058	-	3,765	12,778	1,521
G465	Wholesale of machinery, equipment and supplies	5	-	-	-	-	-
G466	Other specialized wholesale	38	228,538	41,629	75,891	20,141	5,996
G469	Non-specialized wholesale trade	s	s	s	s	s	s
G471	Retail sale in non-specialized stores	177	1,269,036	11,600	634,592	29,158	153,926
G472	Retail sale of food, beverages and tobacco in specialized stores	10	7,760	-	2,434	4,275	355
G473	Retail sale of automotive fuel in specialized stores	51	-	-	-	-	-
G474	Retail sale of information and communications equipment in specialized stores	5	-	-	-	-	-
G475	Retail sale of other household equipment in specialized stores	84	201,410	7,305	105,856	15,630	26,996
G476	Retail sale of cultural and recreation goods in specialized stores	6	5,154	-	1,720	-	2,767
G477	Retail sale of other goods in specialized stores	63	20,119	900	13,514	1,834	603
IVA - CALABARZON		875	2,533,047	26,125	950,915	218,113	187,548
G451	Sale of motor vehicles	35	101,133	264	42,086	45,497	2,169
G452	Maintenance and repair of motor vehicles	17	3,679	-	275	643	-
G453	Sale of motor vehicle parts and accessories	16	2,632	-	-	1,446	-
G454	Sale, maintenance and repair of motorcycles and related parts and accessories	21	14,370	-	6,103	4,289	-
G461	Wholesale on a fee or contract basis	s	s	s	s	s	s
G462	Wholesale of agricultural raw materials and live animals	3	980	-	-	816	-
G463	Wholesale of food, beverages and tobacco	78	227,614	2	93,318	31,142	4,765
G464	Wholesale of household goods	37	86,549	24,738	37,413	8,076	788
G465	Wholesale of machinery, equipment and supplies	30	388,406	-	8,199	36,515	10,958
G466	Other specialized wholesale	57	131,878	-	77,310	19,240	20,408
G469	Non-specialized wholesale trade	s	s	s	s	s	s
G471	Retail sale in non-specialized stores	234	835,689	-	496,785	23,092	41,946
G472	Retail sale of food, beverages and tobacco in specialized stores	14	7,331	1,120	1,658	3,751	102
G473	Retail sale of automotive fuel in specialized stores	82	386,962	-	20,013	30,199	26,653
G474	Retail sale of information and communications equipment in specialized stores	7	-	-	-	-	-
G475	Retail sale of other household equipment in specialized stores	131	234,068	-	127,429	4,546	36,167
G476	Retail sale of cultural and recreation goods in specialized stores	s	s	s	s	s	s
G477	Retail sale of other goods in specialized stores	108	111,299	-	40,327	8,860	43,591

Continued

TABLE 6a --Continued

2009 PSIC Code	Region/ Industry Description	Number of Establishments	Capital Expenditures of Tangible Fixed Assets					
			Total	Land	Buildings, Other Structures and Land Improvements	Transport Equipment	ICT Machinery and Equipment	
		(1)	(2)	(3)	(4)	(5)	(6)	
IVB - MIMAROPA			108	148,195	11,917	51,869	44,991	7,488
G451	Sale of motor vehicles	s	s	s	s	s	s	
G453	Sale of motor vehicle parts and accessories	s	s	s	s	s	s	
G454	Sale, maintenance and repair of motorcycles and related parts and accessories	8	-	-	-	-	-	
G462	Wholesale of agricultural raw materials and live animals	11	26,273	6,567	13,185	12	1,390	
G463	Wholesale of food, beverages and tobacco	30	20,850	-	406	20,064	376	
G464	Wholesale of household goods	s	s	s	s	s	s	
G466	Other specialized wholesale	s	s	s	s	s	s	
G471	Retail sale in non-specialized stores	30	43,303	-	23,386	2,506	4,253	
G472	Retail sale of food, beverages and tobacco in specialized stores	s	s	s	s	s	s	
G473	Retail sale of automotive fuel in specialized stores	3	21,142	1,475	6,153	70	1,043	
G474	Retail sale of information and communications equipment in specialized stores	3	1,344	-	-	1,344	-	
G475	Retail sale of other household equipment in specialized stores	10	25,175	3,510	6,751	14,309	425	
G477	Retail sale of other goods in specialized stores	6	5,255	300	500	4,200	-	
V - Bicol			244	313,559	122,603	104,847	26,444	6,114
G451	Sale of motor vehicles	3	25,947	2,602	17,125	4,233	380	
G452	Maintenance and repair of motor vehicles	s	s	s	s	s	s	
G453	Sale of motor vehicle parts and accessories	s	s	s	s	s	s	
G454	Sale, maintenance and repair of motorcycles and related parts and accessories	7	-	-	-	-	-	
G461	Wholesale on a fee or contract basis	s	s	s	s	s	s	
G462	Wholesale of agricultural raw materials and live animals	4	-	-	-	-	-	
G463	Wholesale of food, beverages and tobacco	49	144,007	1	80,597	17,465	2,838	
G464	Wholesale of household goods	17	2,159	-	812	630	72	
G465	Wholesale of machinery, equipment and supplies	s	s	s	s	s	s	
G466	Other specialized wholesale	4	-	-	-	-	-	
G471	Retail sale in non-specialized stores	66	138,608	120,000	5,594	2,286	2,630	
G472	Retail sale of food, beverages and tobacco in specialized stores	s	s	s	s	s	s	
G473	Retail sale of automotive fuel in specialized stores	6	2,550	-	719	1,831	-	
G474	Retail sale of information and communications equipment in specialized stores	3	-	-	-	-	-	
G475	Retail sale of other household equipment in specialized stores	26	101	-	-	-	101	

Continued

TABLE 6a --Continued

2009 PSIC Code	Region/ Industry Description	Number of Establishments	Capital Expenditures of Tangible Fixed Assets				
			Total	Land	Buildings, Other Structures and Land Improvements	Transport Equipment	ICT Machinery and Equipment
		(1)	(2)	(3)	(4)	(5)	(6)
G476	Retail sale of cultural and recreation goods in specialized stores	s	s	s	s	s	s
G477	Retail sale of other goods in specialized stores	50	44	-	-	-	44
VI - Western Visayas		454	975,626	82,027	428,219	123,746	53,381
G451	Sale of motor vehicles	21	2,093	-	-	2,093	-
G452	Maintenance and repair of motor vehicles	4	40	-	-	40	-
G453	Sale of motor vehicle parts and accessories	6	8,421	3,686	2,415	1,268	-
G454	Sale, maintenance and repair of motorcycles and related parts and accessories	18	-	-	-	-	-
G462	Wholesale of agricultural raw materials and live animals	s	s	s	s	s	s
G463	Wholesale of food, beverages and tobacco	60	125,728	32,666	24,469	50,881	597
G464	Wholesale of household goods	24	31,922	-	3,253	25,601	657
G465	Wholesale of machinery, equipment and supplies	6	14,672	-	540	1,228	41
G466	Other specialized wholesale	11	38,977	-	4,496	2,184	1,665
G471	Retail sale in non-specialized stores	115	520,928	34,999	288,537	16,265	29,126
G472	Retail sale of food, beverages and tobacco in specialized stores	10	10,927	650	3,324	5,852	228
G473	Retail sale of automotive fuel in specialized stores	15	-	-	-	-	-
G474	Retail sale of information and communications equipment in specialized stores	7	-	-	-	-	-
G475	Retail sale of other household equipment in specialized stores	97	181,090	-	96,452	7,035	16,100
G476	Retail sale of cultural and recreation goods in specialized stores	s	s	s	s	s	s
G477	Retail sale of other goods in specialized stores	57	40,801	10,026	4,733	11,301	4,951
VII - Central Visayas		710	1,500,776	111,285	462,373	225,689	71,333
G451	Sale of motor vehicles	44	99,581	21,430	24,862	36,565	5,021
G452	Maintenance and repair of motor vehicles	8	-	-	-	-	-
G453	Sale of motor vehicle parts and accessories	21	2,468	-	529	1,166	364
G454	Sale, maintenance and repair of motorcycles and related parts and accessories	28	2,111	-	364	863	391
G461	Wholesale on a fee or contract basis	7	-	-	-	-	-
G462	Wholesale of agricultural raw materials and live animals	7	450	-	450	-	-
G463	Wholesale of food, beverages and tobacco	58	79,105	77	12,988	54,475	1,752
G464	Wholesale of household goods	51	41,696	-	7,866	16,197	2,034
G465	Wholesale of machinery, equipment and supplies	32	65,202	9,116	2,977	4,451	1,435
G466	Other specialized wholesale	54	292,993	5,734	20,887	21,586	3,079
G469	Non-specialized wholesale trade	s	s	s	s	s	s

Continued

TABLE 6a --Continued

2009 PSIC Code	Region/ Industry Description	Number of Establishments	Capital Expenditures of Tangible Fixed Assets				
			Total	Land	Buildings, Other Structures and Land Improvements	Transport Equipment	ICT Machinery and Equipment
			(1)	(2)	(3)	(4)	(5)
G471	Retail sale in non-specialized stores	126	565,279	40,661	237,117	23,139	41,967
G472	Retail sale of food, beverages and tobacco in specialized stores	16	19,434	-	14,005	4,026	137
G473	Retail sale of automotive fuel in specialized stores	43	67,708	-	580	32,790	-
G474	Retail sale of information and communications equipment in specialized stores	19	34,366	-	30,660	3,487	47
G475	Retail sale of other household equipment in specialized stores	118	213,255	34,267	102,364	22,778	13,593
G476	Retail sale of cultural and recreation goods in specialized stores	11	-	-	-	-	-
G477	Retail sale of other goods in specialized stores	64	16,741	-	6,723	3,834	1,461
G479	Retail trade not in stores, stalls or markets	s	s	s	s	s	s
VIII - Eastern Visayas		158	185,604	1,893	49,298	25,401	5,599
G451	Sale of motor vehicles	3	7,271	1,893	4,353	101	281
G452	Maintenance and repair of motor vehicles	s	s	s	s	s	s
G453	Sale of motor vehicle parts and accessories	s	s	s	s	s	s
G454	Sale, maintenance and repair of motorcycles and related parts and accessories	5	-	-	-	-	-
G461	Wholesale on a fee or contract basis	s	s	s	s	s	s
G462	Wholesale of agricultural raw materials and live animals	6	-	-	-	-	-
G463	Wholesale of food, beverages and tobacco	33	73,988	-	6,703	22,915	664
G464	Wholesale of household goods	9	4,632	-	1,337	1,810	388
G466	Other specialized wholesale	4	2,802	-	2,565	100	120
G471	Retail sale in non-specialized stores	39	48,723	-	29,077	411	3,045
G472	Retail sale of food, beverages and tobacco in specialized stores	s	s	s	s	s	s
G473	Retail sale of automotive fuel in specialized stores	9	-	-	-	-	-
G474	Retail sale of information and communications equipment in specialized stores	s	s	s	s	s	s
G475	Retail sale of other household equipment in specialized stores	34	48,175	-	5,263	64	1,099
G477	Retail sale of other goods in specialized stores	10	-	-	-	-	-
IX - Zamboanga Peninsula		159	193,485	25,424	116,410	16,491	7,232
G451	Sale of motor vehicles	s	s	s	s	s	s
G453	Sale of motor vehicle parts and accessories	s	s	s	s	s	s
G454	Sale, maintenance and repair of motorcycles and related parts and accessories	5	-	-	-	-	-
G461	Wholesale on a fee or contract basis	3	235	-	-	-	-
G462	Wholesale of agricultural raw materials and live animals	5	-	-	-	-	-

Continued

TABLE 6a --Continued

2009 PSIC Code	Region/ Industry Description	Number of Establishments	Capital Expenditures of Tangible Fixed Assets				
			Total	Land	Buildings, Other Structures and Land Improvements	Transport Equipment	ICT Machinery and Equipment
		(1)	(2)	(3)	(4)	(5)	(6)
G463	Wholesale of food, beverages and tobacco	19	78,322	1,678	70,028	1,156	1,522
G464	Wholesale of household goods	13	8,067	-	5,274	2,793	-
G465	Wholesale of machinery, equipment and supplies	s	s	s	s	s	s
G466	Other specialized wholesale	4	970	-	70	852	48
G471	Retail sale in non-specialized stores	51	56,479	-	29,668	387	5,607
G472	Retail sale of food, beverages and tobacco in specialized stores	6	417	-	-	326	55
G473	Retail sale of automotive fuel in specialized stores	5	-	-	-	-	-
G475	Retail sale of other household equipment in specialized stores	25	48,884	23,746	11,371	10,877	-
G476	Retail sale of cultural and recreation goods in specialized stores	s	s	s	s	s	s
G477	Retail sale of other goods in specialized stores	17	-	-	-	-	-
X - Northern Mindanao		286	1,574,112	103,831	558,006	225,057	89,516
G451	Sale of motor vehicles	17	19,318	1,862	3,332	8,779	1,653
G452	Maintenance and repair of motor vehicles	s	s	s	s	s	s
G453	Sale of motor vehicle parts and accessories	11	13,246	431	2,318	6,759	1,476
G454	Sale, maintenance and repair of motorcycles and related parts and accessories	7	3,461	5	2,186	875	-
G462	Wholesale of agricultural raw materials and live animals	6	-	-	-	-	-
G463	Wholesale of food, beverages and tobacco	37	93,558	11,803	31,854	24,972	2,414
G464	Wholesale of household goods	21	24,629	-	3,630	13,971	545
G465	Wholesale of machinery, equipment and supplies	6	187,094	-	3,760	14,231	32
G466	Other specialized wholesale	16	314,721	51,417	15,482	13,779	2,364
G471	Retail sale in non-specialized stores	61	675,601	34,083	434,818	15,883	74,087
G472	Retail sale of food, beverages and tobacco in specialized stores	7	12,144	-	-	9,268	76
G473	Retail sale of automotive fuel in specialized stores	15	-	-	-	-	-
G474	Retail sale of information and communications equipment in specialized stores	3	-	-	-	-	-
G475	Retail sale of other household equipment in specialized stores	49	77,161	4,230	20,833	11,947	3,710
G476	Retail sale of cultural and recreation goods in specialized stores	s	s	s	s	s	s
G477	Retail sale of other goods in specialized stores	25	151,736	-	38,856	104,573	2,993
XI - Davao		443	2,346,230	349,306	394,336	149,225	76,006
G451	Sale of motor vehicles	14	27,201	-	5,767	6,946	501
G452	Maintenance and repair of motor vehicles	11	4,148	4,148	-	-	-
G453	Sale of motor vehicle parts and accessories	13	6,101	2,408	73	3,198	173

Continued

TABLE 6a --Continued

2009 PSIC Code	Region/ Industry Description	Number of Establishments	Capital Expenditures of Tangible Fixed Assets				
			Total	Land	Buildings, Other Structures and Land Improvements	Transport Equipment	ICT Machinery and Equipment
		(1)	(2)	(3)	(4)	(5)	(6)
G454	Sale, maintenance and repair of motorcycles and related parts and accessories	13	31,494	-	28,200	1,791	450
G461	Wholesale on a fee or contract basis	7	-	-	-	-	-
G462	Wholesale of agricultural raw materials and live animals	4	13,871	-	-	13,561	38
G463	Wholesale of food, beverages and tobacco	38	142,921	11	56,491	24,800	2,622
G464	Wholesale of household goods	26	16,867	6,788	2,774	4,239	14
G465	Wholesale of machinery, equipment and supplies	17	125,872	97	2,703	9,639	47
G466	Other specialized wholesale	31	1,393,076	293,120	27,603	43,087	3,252
G471	Retail sale in non-specialized stores	103	472,553	41,824	246,383	15,364	32,574
G472	Retail sale of food, beverages and tobacco in specialized stores	5	288	-	-	-	288
G473	Retail sale of automotive fuel in specialized stores	21	-	-	-	-	-
G474	Retail sale of information and communications equipment in specialized stores	7	-	-	-	-	-
G475	Retail sale of other household equipment in specialized stores	82	84,047	910	20,756	19,859	35,039
G476	Retail sale of cultural and recreation goods in specialized stores	6	20,570	-	1,378	3,338	48
G477	Retail sale of other goods in specialized stores	44	7,221	-	2,210	3,404	959
G479	Retail trade not in stores, stalls or markets	s	s	s	s	s	s
XII - SOCCSKSARGEN		219	1,202,846	20,924	848,469	51,123	93,729
G451	Sale of motor vehicles	5	241,042	4,480	198,977	7,032	6,566
G452	Maintenance and repair of motor vehicles	s	s	s	s	s	s
G453	Sale of motor vehicle parts and accessories	5	6,879	125	-	6,144	428
G454	Sale, maintenance and repair of motorcycles and related parts and accessories	7	1,131	-	-	935	195
G462	Wholesale of agricultural raw materials and live animals	7	16,450	3,111	9,641	973	881
G463	Wholesale of food, beverages and tobacco	35	96,530	11	48,256	16,021	1,359
G464	Wholesale of household goods	10	3,324	-	174	2,743	98
G465	Wholesale of machinery, equipment and supplies	s	s	s	s	s	s
G466	Other specialized wholesale	s	s	s	s	s	s
G471	Retail sale in non-specialized stores	55	711,334	4,639	532,653	1,702	78,949
G472	Retail sale of food, beverages and tobacco in specialized stores	7	5,650	-	-	5,600	50
G473	Retail sale of automotive fuel in specialized stores	10	5,913	-	3,951	-	170
G474	Retail sale of information and communications equipment in specialized stores	s	s	s	s	s	s
G475	Retail sale of other household equipment in specialized stores	44	109,415	8,558	53,018	9,322	3,718
G476	Retail sale of cultural and recreation goods in specialized stores	s	s	s	s	s	s

Continued

TABLE 6a --Continued

2009 PSIC Code	Region/ Industry Description	Number of Establishments	Capital Expenditures of Tangible Fixed Assets				
			Total	Land	Buildings, Other Structures and Land Improvements	Transport Equipment	ICT Machinery and Equipment
			(1)	(2)	(3)	(4)	(5)
G477	Retail sale of other goods in specialized stores	26	5,178	-	1,798	649	1,315
	XIII - Caraga	118	57,788	4,890	30,536	5,685	1,256
G451	Sale of motor vehicles	6	11,008	2,839	6,529	211	422
G452	Maintenance and repair of motor vehicles	s	s	s	s	s	s
G454	Sale, maintenance and repair of motorcycles and related parts and accessories	6	-	-	-	-	-
G462	Wholesale of agricultural raw materials and live animals	s	s	s	s	s	s
G463	Wholesale of food, beverages and tobacco	15	25,211	4	9,719	5,074	463
G464	Wholesale of household goods	10	327	-	-	327	-
G465	Wholesale of machinery, equipment and supplies	3	359	-	108	72	-
G466	Other specialized wholesale	4	-	-	-	-	-
G471	Retail sale in non-specialized stores	30	16,828	1,259	11,906	-	340
G472	Retail sale of food, beverages and tobacco in specialized stores	5	-	-	-	-	-
G473	Retail sale of automotive fuel in specialized stores	7	-	-	-	-	-
G474	Retail sale of information and communications equipment in specialized stores	s	s	s	s	s	s
G475	Retail sale of other household equipment in specialized stores	15	-	-	-	-	-
G477	Retail sale of other goods in specialized stores	12	2,362	-	2,273	-	31
	ARMM	11	2,548	-	2,298	-	-
G462	Wholesale of agricultural raw materials and live animals	s	s	s	s	s	s
G463	Wholesale of food, beverages and tobacco	s	s	s	s	s	s
G466	Other specialized wholesale	s	s	s	s	s	s
G471	Retail sale in non-specialized stores	6	2,548	-	2,298	-	-
G473	Retail sale of automotive fuel in specialized stores	s	s	s	s	s	s

Continued

TABLE 6a --Continued

2009 PSIC Code	Region/ Industry Description	Capital Expenditures of Tangible Fixed Assets				
		Specialized Industrial Machineries	General Machinery and Equipment	Other Machinery and Equipment	Valuables	Other Tangible Fixed Assets
		(7)	(8)	(9)	(10)	(11)
	PHILIPPINES	726,889	4,268,194	1,117,712	52	2,270,171
G451	Sale of motor vehicles	55,647	68,852	13,209	-	68,338
G452	Maintenance and repair of motor vehicles	2,713	2,240	105	-	145
G453	Sale of motor vehicle parts and accessories	23,987	6,538	-	-	10,596
G454	Sale, maintenance and repair of motorcycles and related parts and accessories	4,086	1,048	395	-	799
G461	Wholesale on a fee or contract basis	8,811	17	512	-	871
G462	Wholesale of agricultural raw materials and live animals	9,796	14,126	16,735	-	5,349
G463	Wholesale of food, beverages and tobacco	115,348	363,573	3,042	-	57,922
G464	Wholesale of household goods	82,417	57,262	296,392	52	72,400
G465	Wholesale of machinery, equipment and supplies	37,489	971,586	22,481	-	124,265
G466	Other specialized wholesale	66,055	1,510,644	117,621	-	728,304
G469	Non-specialized wholesale trade	1,132	-	-	-	83
G471	Retail sale in non-specialized stores	191,015	776,322	591,148	-	740,938
G472	Retail sale of food, beverages and tobacco in specialized stores	16,121	13,965	645	-	6,159
G473	Retail sale of automotive fuel in specialized stores	46,479	215,670	19,764	-	80,884
G474	Retail sale of information and communications equipment in specialized stores	48	2,076	-	-	3,588
G475	Retail sale of other household equipment in specialized stores	50,126	186,132	16,838	-	242,620
G476	Retail sale of cultural and recreation goods in specialized stores	139	9,008	291	-	23,599
G477	Retail sale of other goods in specialized stores	14,248	67,374	18,533	-	100,193
G479	Retail trade not in stores, stalls or markets	1,232	1,760	-	-	3,117
	NCR	250,784	1,431,361	696,880	52	650,377
G451	Sale of motor vehicles	15,050	32,370	6,937	-	43,160
G452	Maintenance and repair of motor vehicles	-	525	-	-	-
G453	Sale of motor vehicle parts and accessories	21,514	-	-	-	8,980
G454	Sale, maintenance and repair of motorcycles and related parts and accessories	-	-	-	-	160
G461	Wholesale on a fee or contract basis	7,569	6	512	-	871
G462	Wholesale of agricultural raw materials and live animals	5,355	3,221	14,357	-	1,748
G463	Wholesale of food, beverages and tobacco	26,979	58,794	975	-	26,891
G464	Wholesale of household goods	81,171	40,323	275,401	52	53,073
G465	Wholesale of machinery, equipment and supplies	33,211	320,330	21,413	-	105,410
G466	Other specialized wholesale	29,427	621,095	116,187	-	26,065
G469	Non-specialized wholesale trade	-	-	-	-	83
G471	Retail sale in non-specialized stores	3,376	246,865	246,059	-	219,915

Continued

TABLE 6a --Continued

2009 PSIC Code	Region/ Industry Description	Capital Expenditures of Tangible Fixed Assets				
		Specialized Industrial Machineries	General Machinery and Equipment	Other Machinery and Equipment	Valuables	Other Tangible Fixed Assets
		(7)	(8)	(9)	(10)	(11)
G472	Retail sale of food, beverages and tobacco in specialized stores	11,366	5,602	-	-	3,629
G473	Retail sale of automotive fuel in specialized stores	-	-	1,357	-	-
G474	Retail sale of information and communications equipment in specialized stores	-	1,973	-	-	3,565
G475	Retail sale of other household equipment in specialized stores	536	33,689	5,118	-	69,534
G476	Retail sale of cultural and recreation goods in specialized stores	139	7,028	229	-	8,950
G477	Retail sale of other goods in specialized stores	13,860	57,779	8,338	-	75,225
G479	Retail trade not in stores, stalls or markets	1,232	1,760	-	-	3,117
	CAR	2,783	24,950	7,462	-	8,787
G451	Sale of motor vehicles	s	s	s	s	s
G453	Sale of motor vehicle parts and accessories	s	s	s	s	s
G454	Sale, maintenance and repair of motorcycles and related parts and accessories	s	s	s	s	s
G462	Wholesale of agricultural raw materials and live animals	s	s	s	s	s
G463	Wholesale of food, beverages and tobacco	2,152	7,028	-	-	832
G464	Wholesale of household goods	s	s	s	s	s
G465	Wholesale of machinery, equipment and supplies	s	s	s	s	s
G466	Other specialized wholesale	s	s	s	s	s
G471	Retail sale in non-specialized stores	631	16,851	4,964	-	6,554
G473	Retail sale of automotive fuel in specialized stores	-	1,071	-	-	1,400
G474	Retail sale of information and communications equipment in specialized stores	s	s	s	s	s
G475	Retail sale of other household equipment in specialized stores	-	-	54	-	-
G477	Retail sale of other goods in specialized stores	-	-	-	-	-
	I - Ilocos	6,581	36,924	3,218	-	29,119
G451	Sale of motor vehicles	-	-	115	-	-
G452	Maintenance and repair of motor vehicles	s	s	s	s	s
G453	Sale of motor vehicle parts and accessories	526	2,163	-	-	35
G454	Sale, maintenance and repair of motorcycles and related parts and accessories	-	-	-	-	-
G462	Wholesale of agricultural raw materials and live animals	s	s	s	s	s
G463	Wholesale of food, beverages and tobacco	2,099	141	-	-	26
G464	Wholesale of household goods	-	314	-	-	27
G466	Other specialized wholesale	-	-	-	-	-

Continued

TABLE 6a --Continued

2009 PSIC Code	Region/ Industry Description	Capital Expenditures of Tangible Fixed Assets				
		Specialized Industrial Machineries	General Machinery and Equipment	Other Machinery and Equipment	Valuables	Other Tangible Fixed Assets
		(7)	(8)	(9)	(10)	(11)
G471	Retail sale in non-specialized stores	1,722	14,760	3,103	-	12,483
G472	Retail sale of food, beverages and tobacco in specialized stores	2,233	6,684	-	-	241
G473	Retail sale of automotive fuel in specialized stores	-	-	-	-	-
G474	Retail sale of information and communications equipment in specialized stores	1	-	-	-	1
G475	Retail sale of other household equipment in specialized stores	-	11,778	-	-	16,171
G476	Retail sale of cultural and recreation goods in specialized stores	-	84	-	-	134
G477	Retail sale of other goods in specialized stores	-	1,000	-	-	-
II - Cagayan Valley		14,597	39,715	2,828	-	26,295
G451	Sale of motor vehicles	1,275	-	-	-	-
G453	Sale of motor vehicle parts and accessories	s	s	s	s	s
G454	Sale, maintenance and repair of motorcycles and related parts and accessories	-	-	-	-	133
G462	Wholesale of agricultural raw materials and live animals	-	302	2,022	-	155
G463	Wholesale of food, beverages and tobacco	6,861	20,539	-	-	3,238
G464	Wholesale of household goods	-	-	509	-	36
G465	Wholesale of machinery, equipment and supplies	s	s	s	s	s
G466	Other specialized wholesale	-	-	-	-	-
G471	Retail sale in non-specialized stores	-	10,788	297	-	14,667
G472	Retail sale of food, beverages and tobacco in specialized stores	-	-	-	-	-
G473	Retail sale of automotive fuel in specialized stores	-	320	-	-	21
G474	Retail sale of information and communications equipment in specialized stores	s	s	s	s	s
G475	Retail sale of other household equipment in specialized stores	6,333	7,676	-	-	7,982
G476	Retail sale of cultural and recreation goods in specialized stores	s	s	s	s	s
G477	Retail sale of other goods in specialized stores	-	90	-	-	63
III - Central Luzon		183,292	236,032	74,418	-	191,715
G451	Sale of motor vehicles	2,908	26,839	-	-	9,651
G452	Maintenance and repair of motor vehicles	-	1,390	-	-	110
G453	Sale of motor vehicle parts and accessories	-	2,425	-	-	-
G454	Sale, maintenance and repair of motorcycles and related parts and accessories	-	116	-	-	-
G461	Wholesale on a fee or contract basis	s	s	s	s	s

Continued

TABLE 6a --Continued

2009 PSIC Code	Region/ Industry Description	Capital Expenditures of Tangible Fixed Assets				
		Specialized Industrial Machineries	General Machinery and Equipment	Other Machinery and Equipment	Valuables	Other Tangible Fixed Assets
		(7)	(8)	(9)	(10)	(11)
G462	Wholesale of agricultural raw materials and live animals	1,362	5,887	-	-	3,284
G463	Wholesale of food, beverages and tobacco	10,555	31,598	927	-	1,836
G464	Wholesale of household goods	-	6,947	-	-	3,046
G465	Wholesale of machinery, equipment and supplies	-	-	-	-	-
G466	Other specialized wholesale	32,546	50,042	-	-	2,293
G469	Non-specialized wholesale trade	s	s	s	s	s
G471	Retail sale in non-specialized stores	132,934	88,407	71,923	-	146,495
G472	Retail sale of food, beverages and tobacco in specialized stores	-	516	-	-	181
G473	Retail sale of automotive fuel in specialized stores	-	-	-	-	-
G474	Retail sale of information and communications equipment in specialized stores	-	-	-	-	-
G475	Retail sale of other household equipment in specialized stores	1,306	20,157	-	-	24,159
G476	Retail sale of cultural and recreation goods in specialized stores	-	596	62	-	9
G477	Retail sale of other goods in specialized stores	-	1,112	1,505	-	651
IVA - CALABARZON		59,477	749,101	137,479	-	204,289
G451	Sale of motor vehicles	1,488	3,603	1,920	-	4,105
G452	Maintenance and repair of motor vehicles	2,646	80	-	-	35
G453	Sale of motor vehicle parts and accessories	-	1,186	-	-	-
G454	Sale, maintenance and repair of motorcycles and related parts and accessories	3,978	-	-	-	-
G461	Wholesale on a fee or contract basis	s	s	s	s	s
G462	Wholesale of agricultural raw materials and live animals	164	-	-	-	-
G463	Wholesale of food, beverages and tobacco	23,191	72,432	-	-	2,763
G464	Wholesale of household goods	24	5,479	1,594	-	8,436
G465	Wholesale of machinery, equipment and supplies	3,988	319,533	294	-	8,919
G466	Other specialized wholesale	3,361	2,135	-	-	9,424
G469	Non-specialized wholesale trade	s	s	s	s	s
G471	Retail sale in non-specialized stores	7,616	112,843	112,053	-	41,353
G472	Retail sale of food, beverages and tobacco in specialized stores	-	415	-	-	285
G473	Retail sale of automotive fuel in specialized stores	12,286	200,851	18,407	-	78,553
G474	Retail sale of information and communications equipment in specialized stores	-	-	-	-	-
G475	Retail sale of other household equipment in specialized stores	-	28,720	-	-	37,205
G476	Retail sale of cultural and recreation goods in specialized stores	s	s	s	s	s
G477	Retail sale of other goods in specialized stores	274	1,824	3,211	-	13,212

Continued

TABLE 6a --Continued

2009 PSIC Code	Region/ Industry Description	Capital Expenditures of Tangible Fixed Assets				
		Specialized Industrial Machineries	General Machinery and Equipment	Other Machinery and Equipment	Valuables	Other Tangible Fixed Assets
		(7)	(8)	(9)	(10)	(11)
IVB - MIMAROPA		7,420	17,252	254	-	7,004
G451	Sale of motor vehicles	s	s	s	s	s
G453	Sale of motor vehicle parts and accessories	s	s	s	s	s
G454	Sale, maintenance and repair of motorcycles and related parts and accessories	-	-	-	-	-
G462	Wholesale of agricultural raw materials and live animals	2,916	2,100	104	-	-
G463	Wholesale of food, beverages and tobacco	-	-	-	-	4
G464	Wholesale of household goods	s	s	s	s	s
G466	Other specialized wholesale	s	s	s	s	s
G471	Retail sale in non-specialized stores	4,505	2,848	101	-	5,704
G472	Retail sale of food, beverages and tobacco in specialized stores	s	s	s	s	s
G473	Retail sale of automotive fuel in specialized stores	-	12,136	-	-	265
G474	Retail sale of information and communications equipment in specialized stores	-	-	-	-	-
G475	Retail sale of other household equipment in specialized stores	-	168	-	-	11
G477	Retail sale of other goods in specialized stores	-	-	-	-	255
V - Bicol		11,676	37,637	819	-	3,420
G451	Sale of motor vehicles	700	661	-	-	246
G452	Maintenance and repair of motor vehicles	s	s	s	s	s
G453	Sale of motor vehicle parts and accessories	s	s	s	s	s
G454	Sale, maintenance and repair of motorcycles and related parts and accessories	-	-	-	-	-
G461	Wholesale on a fee or contract basis	s	s	s	s	s
G462	Wholesale of agricultural raw materials and live animals	-	-	-	-	-
G463	Wholesale of food, beverages and tobacco	10,379	31,072	298	-	1,357
G464	Wholesale of household goods	-	40	515	-	90
G465	Wholesale of machinery, equipment and supplies	s	s	s	s	s
G466	Other specialized wholesale	-	-	-	-	-
G471	Retail sale in non-specialized stores	596	5,769	6	-	1,727
G472	Retail sale of food, beverages and tobacco in specialized stores	s	s	s	s	s
G473	Retail sale of automotive fuel in specialized stores	-	-	-	-	-
G474	Retail sale of information and communications equipment in specialized stores	-	-	-	-	-
G475	Retail sale of other household equipment in specialized stores	-	-	-	-	-

Continued

TABLE 6a --Continued

2009 PSIC Code	Region/ Industry Description	Capital Expenditures of Tangible Fixed Assets				
		Specialized Industrial Machineries	General Machinery and Equipment	Other Machinery and Equipment	Valuables	Other Tangible Fixed Assets
		(7)	(8)	(9)	(10)	(11)
G476	Retail sale of cultural and recreation goods in specialized stores	s	s	s	s	s
G477	Retail sale of other goods in specialized stores	-	-	-	-	-
VI - Western Visayas		911	138,649	47,254	-	101,440
G451	Sale of motor vehicles	-	-	-	-	-
G452	Maintenance and repair of motor vehicles	-	-	-	-	-
G453	Sale of motor vehicle parts and accessories	149	65	-	-	838
G454	Sale, maintenance and repair of motorcycles and related parts and accessories	-	-	-	-	-
G462	Wholesale of agricultural raw materials and live animals	s	s	s	s	s
G463	Wholesale of food, beverages and tobacco	145	2,201	-	-	14,770
G464	Wholesale of household goods	-	120	2,291	-	-
G465	Wholesale of machinery, equipment and supplies	-	12,206	387	-	269
G466	Other specialized wholesale	595	24,614	891	-	4,534
G471	Retail sale in non-specialized stores	-	69,144	43,044	-	39,815
G472	Retail sale of food, beverages and tobacco in specialized stores	22	648	165	-	37
G473	Retail sale of automotive fuel in specialized stores	-	-	-	-	-
G474	Retail sale of information and communications equipment in specialized stores	-	-	-	-	-
G475	Retail sale of other household equipment in specialized stores	-	29,652	476	-	31,375
G476	Retail sale of cultural and recreation goods in specialized stores	s	s	s	s	s
G477	Retail sale of other goods in specialized stores	-	-	-	-	9,789
VII - Central Visayas		42,576	163,458	65,038	-	359,024
G451	Sale of motor vehicles	807	2,308	4,238	-	4,350
G452	Maintenance and repair of motor vehicles	-	-	-	-	-
G453	Sale of motor vehicle parts and accessories	110	212	-	-	87
G454	Sale, maintenance and repair of motorcycles and related parts and accessories	-	123	-	-	370
G461	Wholesale on a fee or contract basis	-	-	-	-	-
G462	Wholesale of agricultural raw materials and live animals	-	-	-	-	-
G463	Wholesale of food, beverages and tobacco	5,253	3,759	-	-	802
G464	Wholesale of household goods	1,001	160	11,626	-	2,812
G465	Wholesale of machinery, equipment and supplies	289	43,363	-	-	3,571
G466	Other specialized wholesale	126	2,521	55	-	239,006
G469	Non-specialized wholesale trade	s	s	s	s	s

Continued

TABLE 6a --Continued

2009 PSIC Code	Region/ Industry Description	Capital Expenditures of Tangible Fixed Assets				
		Specialized Industrial Machineries	General Machinery and Equipment	Other Machinery and Equipment	Valuables	Other Tangible Fixed Assets
		(7)	(8)	(9)	(10)	(11)
G471	Retail sale in non-specialized stores	749	90,883	37,634	-	93,129
G472	Retail sale of food, beverages and tobacco in specialized stores	-	-	480	-	786
G473	Retail sale of automotive fuel in specialized stores	34,192	-	-	-	146
G474	Retail sale of information and communications equipment in specialized stores	48	103	-	-	21
G475	Retail sale of other household equipment in specialized stores	1	17,346	9,074	-	13,832
G476	Retail sale of cultural and recreation goods in specialized stores	-	-	-	-	-
G477	Retail sale of other goods in specialized stores	-	2,680	1,931	-	113
G479	Retail trade not in stores, stalls or markets	s	s	s	s	s
VIII - Eastern Visayas		12,755	72,413	228	-	18,018
G451	Sale of motor vehicles	-	514	-	-	129
G452	Maintenance and repair of motor vehicles	s	s	s	s	s
G453	Sale of motor vehicle parts and accessories	s	s	s	s	s
G454	Sale, maintenance and repair of motorcycles and related parts and accessories	-	-	-	-	-
G461	Wholesale on a fee or contract basis	s	s	s	s	s
G462	Wholesale of agricultural raw materials and live animals	-	-	-	-	-
G463	Wholesale of food, beverages and tobacco	-	43,454	-	-	251
G464	Wholesale of household goods	-	96	-	-	1,001
G466	Other specialized wholesale	-	17	-	-	-
G471	Retail sale in non-specialized stores	-	8,575	228	-	7,388
G472	Retail sale of food, beverages and tobacco in specialized stores	s	s	s	s	s
G473	Retail sale of automotive fuel in specialized stores	-	-	-	-	-
G474	Retail sale of information and communications equipment in specialized stores	s	s	s	s	s
G475	Retail sale of other household equipment in specialized stores	12,755	19,745	-	-	9,250
G477	Retail sale of other goods in specialized stores	-	-	-	-	-
IX - Zamboanga Peninsula		668	13,006	1,475	-	12,778
G451	Sale of motor vehicles	s	s	s	s	s
G453	Sale of motor vehicle parts and accessories	s	s	s	s	s
G454	Sale, maintenance and repair of motorcycles and related parts and accessories	-	-	-	-	-
G461	Wholesale on a fee or contract basis	235	-	-	-	-
G462	Wholesale of agricultural raw materials and live animals	-	-	-	-	-

Continued

TABLE 6a --Continued

2009 PSIC Code	Region/ Industry Description	Capital Expenditures of Tangible Fixed Assets				
		Specialized Industrial Machineries	General Machinery and Equipment	Other Machinery and Equipment	Valuables	Other Tangible Fixed Assets
		(7)	(8)	(9)	(10)	(11)
G463	Wholesale of food, beverages and tobacco	422	2,746	761	-	9
G464	Wholesale of household goods	-	-	-	-	-
G465	Wholesale of machinery, equipment and supplies	s	s	s	s	s
G466	Other specialized wholesale	-	-	-	-	-
G471	Retail sale in non-specialized stores	-	10,205	-	-	10,612
G472	Retail sale of food, beverages and tobacco in specialized stores	-	-	-	-	36
G473	Retail sale of automotive fuel in specialized stores	-	-	-	-	-
G475	Retail sale of other household equipment in specialized stores	-	55	715	-	2,120
G476	Retail sale of cultural and recreation goods in specialized stores	s	s	s	s	s
G477	Retail sale of other goods in specialized stores	-	-	-	-	-
X - Northern Mindanao		37,968	341,927	55,980	-	161,827
G451	Sale of motor vehicles	643	1,341	-	-	1,708
G452	Maintenance and repair of motor vehicles	s	s	s	s	s
G453	Sale of motor vehicle parts and accessories	1,549	410	-	-	303
G454	Sale, maintenance and repair of motorcycles and related parts and accessories	-	-	395	-	-
G462	Wholesale of agricultural raw materials and live animals	-	-	-	-	-
G463	Wholesale of food, beverages and tobacco	4,741	15,922	81	-	1,771
G464	Wholesale of household goods	126	3,610	-	-	2,747
G465	Wholesale of machinery, equipment and supplies	-	165,419	-	-	3,652
G466	Other specialized wholesale	-	121,165	-	-	110,514
G471	Retail sale in non-specialized stores	1,276	27,275	52,240	-	35,938
G472	Retail sale of food, beverages and tobacco in specialized stores	2,500	100	-	-	200
G473	Retail sale of automotive fuel in specialized stores	-	-	-	-	-
G474	Retail sale of information and communications equipment in specialized stores	-	-	-	-	-
G475	Retail sale of other household equipment in specialized stores	26,967	4,570	-	-	4,904
G476	Retail sale of cultural and recreation goods in specialized stores	s	s	s	s	s
G477	Retail sale of other goods in specialized stores	99	1,965	3,159	-	91
XI - Davao		62,016	878,917	19,401	-	417,022
G451	Sale of motor vehicles	9,166	93	-	-	4,728
G452	Maintenance and repair of motor vehicles	-	-	-	-	-
G453	Sale of motor vehicle parts and accessories	-	-	-	-	249

Continued

TABLE 6a --Continued

2009 PSIC Code	Region/ Industry Description	Capital Expenditures of Tangible Fixed Assets				
		Specialized Industrial Machineries	General Machinery and Equipment	Other Machinery and Equipment	Valuables	Other Tangible Fixed Assets
		(7)	(8)	(9)	(10)	(11)
G454	Sale, maintenance and repair of motorcycles and related parts and accessories	108	810	-	-	137
G461	Wholesale on a fee or contract basis	-	-	-	-	-
G462	Wholesale of agricultural raw materials and live animals	-	-	252	-	19
G463	Wholesale of food, beverages and tobacco	13,997	43,221	-	-	1,779
G464	Wholesale of household goods	-	-	1,961	-	1,091
G465	Wholesale of machinery, equipment and supplies	-	110,734	208	-	2,444
G466	Other specialized wholesale	-	689,055	489	-	336,469
G471	Retail sale in non-specialized stores	37,609	31,158	14,819	-	52,821
G472	Retail sale of food, beverages and tobacco in specialized stores	-	-	-	-	-
G473	Retail sale of automotive fuel in specialized stores	-	-	-	-	-
G474	Retail sale of information and communications equipment in specialized stores	-	-	-	-	-
G475	Retail sale of other household equipment in specialized stores	1,136	2,545	1,402	-	2,400
G476	Retail sale of cultural and recreation goods in specialized stores	-	1,301	-	-	14,505
G477	Retail sale of other goods in specialized stores	-	-	269	-	379
G479	Retail trade not in stores, stalls or markets	s	s	s	s	s
XII - SOCCSKSARGEN		31,026	76,364	2,776	-	78,433
G451	Sale of motor vehicles	23,567	352	-	-	68
G452	Maintenance and repair of motor vehicles	s	s	s	s	s
G453	Sale of motor vehicle parts and accessories	-	77	-	-	104
G454	Sale, maintenance and repair of motorcycles and related parts and accessories	-	-	-	-	-
G462	Wholesale of agricultural raw materials and live animals	-	1,711	-	-	131
G463	Wholesale of food, beverages and tobacco	6,272	23,339	-	-	1,271
G464	Wholesale of household goods	95	172	-	-	42
G465	Wholesale of machinery, equipment and supplies	s	s	s	s	s
G466	Other specialized wholesale	s	s	s	s	s
G471	Retail sale in non-specialized stores	-	38,508	2,657	-	52,227
G472	Retail sale of food, beverages and tobacco in specialized stores	-	-	-	-	-
G473	Retail sale of automotive fuel in specialized stores	-	1,292	-	-	500
G474	Retail sale of information and communications equipment in specialized stores	s	s	s	s	s
G475	Retail sale of other household equipment in specialized stores	1,092	10,031	-	-	23,676
G476	Retail sale of cultural and recreation goods in specialized stores	s	s	s	s	s

Continued

TABLE 6a --Concluded

2009 PSIC Code	Region/ Industry Description	Capital Expenditures of Tangible Fixed Assets				
		Specialized Industrial Machineries	General Machinery and Equipment	Other Machinery and Equipment	Valuables	Other Tangible Fixed Assets
		(7)	(8)	(9)	(10)	(11)
G477	Retail sale of other goods in specialized stores	-	881	120	-	415
	XIII - Caraga	2,359	10,489	1,951	-	624
G451	Sale of motor vehicles	43	771	-	-	194
G452	Maintenance and repair of motor vehicles	s	s	s	s	s
G454	Sale, maintenance and repair of motorcycles and related parts and accessories	-	-	-	-	-
G462	Wholesale of agricultural raw materials and live animals	s	s	s	s	s
G463	Wholesale of food, beverages and tobacco	2,301	7,328	-	-	322
G464	Wholesale of household goods	-	-	-	-	-
G465	Wholesale of machinery, equipment and supplies	-	-	179	-	-
G466	Other specialized wholesale	-	-	-	-	-
G471	Retail sale in non-specialized stores	-	1,443	1,771	-	109
G472	Retail sale of food, beverages and tobacco in specialized stores	-	-	-	-	-
G473	Retail sale of automotive fuel in specialized stores	-	-	-	-	-
G474	Retail sale of information and communications equipment in specialized stores	s	s	s	s	s
G475	Retail sale of other household equipment in specialized stores	-	-	-	-	-
G477	Retail sale of other goods in specialized stores	15	43	-	-	-
	ARMM	-	-	250	-	-
G462	Wholesale of agricultural raw materials and live animals	s	s	s	s	s
G463	Wholesale of food, beverages and tobacco	s	s	s	s	s
G466	Other specialized wholesale	s	s	s	s	s
G471	Retail sale in non-specialized stores	-	-	250	-	-
G473	Retail sale of automotive fuel in specialized stores	s	s	s	s	s

TABLE 6a.1 Number of Establishments and Capital Expenditures for Directly Imported Tangible Fixed Assets for Wholesale and Retail Trade; Repair of Motor Vehicles and Motorcycles Establishments with Total Employment of 20 and Over by Region and Industry Group: Philippines, 2017

(Values are in thousand pesos, except number of establishments. Details may not add-up to total due to rounding and/or statistical disclosure control.)

2009 PSIC Code	Region/ Industry Description	Number of Establishments	Directly Imported Tangible Fixed Assets							
			Total	Transport Equipment	ICT Machinery and Equipment	Specialized Industrial Machineries	General Machinery and Equipment	Other Machinery and Equipment	Valuables	Other Tangible Fixed Assets
			(1)	(2)	(3)	(4)	(5)	(6)	(7)	(8)
PHILIPPINES		8,301	192,479	231	-	651	-	190,975	-	622
G451	Sale of motor vehicles	360	-	-	-	-	-	-	-	-
G452	Maintenance and repair of motor vehicles	114	-	-	-	-	-	-	-	-
G453	Sale of motor vehicle parts and accessories	204	231	231	-	-	-	-	-	-
G454	Sale, maintenance and repair of motorcycles and related parts and accessories	200	-	-	-	-	-	-	-	-
G461	Wholesale on a fee or contract basis	58	-	-	-	-	-	-	-	-
G462	Wholesale of agricultural raw materials and live animals	125	-	-	-	-	-	-	-	-
G463	Wholesale of food, beverages and tobacco	805	-	-	-	-	-	-	-	-
G464	Wholesale of household goods	855	175,975	-	-	-	-	175,975	-	-
G465	Wholesale of machinery, equipment and supplies	484	15,622	-	-	-	-	15,000	-	622
G466	Other specialized wholesale	544	651	-	-	651	-	-	-	-
G469	Non-specialized wholesale trade	15	-	-	-	-	-	-	-	-
G471	Retail sale in non-specialized stores	1,532	-	-	-	-	-	-	-	-
G472	Retail sale of food, beverages and tobacco in specialized stores	151	-	-	-	-	-	-	-	-
G473	Retail sale of automotive fuel in specialized	435	-	-	-	-	-	-	-	-
G474	Retail sale of information and communications equipment in specialized stores	151	-	-	-	-	-	-	-	-
G475	Retail sale of other household equipment in specialized stores	1,102	-	-	-	-	-	-	-	-
G476	Retail sale of cultural and recreation goods in specialized stores	116	-	-	-	-	-	-	-	-
G477	Retail sale of other goods in specialized stores	1,032	-	-	-	-	-	-	-	-
G479	Retail trade not in stores, stalls or markets	18	-	-	-	-	-	-	-	-
NCR		3,401	191,626	-	-	651	-	190,975	-	-
G451	Sale of motor vehicles	152	-	-	-	-	-	-	-	-
G452	Maintenance and repair of motor vehicles	60	-	-	-	-	-	-	-	-
G453	Sale of motor vehicle parts and accessories	110	-	-	-	-	-	-	-	-
G454	Sale, maintenance and repair of motorcycles and related parts and accessories	32	-	-	-	-	-	-	-	-
G461	Wholesale on a fee or contract basis	34	-	-	-	-	-	-	-	-
G462	Wholesale of agricultural raw materials and live animals	31	-	-	-	-	-	-	-	-
G463	Wholesale of food, beverages and tobacco	205	-	-	-	-	-	-	-	-
G464	Wholesale of household goods	584	175,975	-	-	-	-	175,975	-	-
G465	Wholesale of machinery, equipment and supplies	378	15,000	-	-	-	-	15,000	-	-

Continued

TABLE 6a.1 --Continued

2009 PSIC Code	Region/ Industry Description	Number of Establishments	Directly Imported Tangible Fixed Assets							
			Total	Transport Equipment	ICT Machinery and Equipment	Specialized Industrial Machineries	General Machinery and Equipment	Other Machinery and Equipment	Valuables	Other Tangible Fixed Assets
		(1)	(2)	(3)	(4)	(5)	(6)	(7)	(8)	(9)
G466	Other specialized wholesale	304	651	-	-	651	-	-	-	-
G469	Non-specialized wholesale trade	12	-	-	-	-	-	-	-	-
G471	Retail sale in non-specialized stores	308	-	-	-	-	-	-	-	-
G472	Retail sale of food, beverages and tobacco in specialized stores	59	-	-	-	-	-	-	-	-
G473	Retail sale of automotive fuel in specialized	142	-	-	-	-	-	-	-	-
G474	Retail sale of information and communications equipment in specialized stores	84	-	-	-	-	-	-	-	-
G475	Retail sale of other household equipment in specialized stores	326	-	-	-	-	-	-	-	-
G476	Retail sale of cultural and recreation goods in specialized stores	76	-	-	-	-	-	-	-	-
G477	Retail sale of other goods in specialized stores	489	-	-	-	-	-	-	-	-
G479	Retail trade not in stores, stalls or markets	15	-	-	-	-	-	-	-	-
CAR		71	-	-	-	-	-	-	-	-
G451	Sale of motor vehicles	s	s	s	s	s	s	s	s	s
G453	Sale of motor vehicle parts and accessories	s	s	s	s	s	s	s	s	s
G454	Sale, maintenance and repair of motorcycles and related parts and accessories	s	s	s	s	s	s	s	s	s
G462	Wholesale of agricultural raw materials and live animals	s	s	s	s	s	s	s	s	s
G463	Wholesale of food, beverages and tobacco	10	-	-	-	-	-	-	-	-
G464	Wholesale of household goods	s	s	s	s	s	s	s	s	s
G465	Wholesale of machinery, equipment and supplies	s	s	s	s	s	s	s	s	s
G466	Other specialized wholesale	s	s	s	s	s	s	s	s	s
G471	Retail sale in non-specialized stores	28	-	-	-	-	-	-	-	-
G473	Retail sale of automotive fuel in specialized	7	-	-	-	-	-	-	-	-
G474	Retail sale of information and communications equipment in specialized stores	s	s	s	s	s	s	s	s	s
G475	Retail sale of other household equipment in specialized stores	5	-	-	-	-	-	-	-	-
G477	Retail sale of other goods in specialized stores	9	-	-	-	-	-	-	-	-
I - Ilocos		265	-	-	-	-	-	-	-	-
G451	Sale of motor vehicles	10	-	-	-	-	-	-	-	-
G452	Maintenance and repair of motor vehicles	s	s	s	s	s	s	s	s	s
G453	Sale of motor vehicle parts and accessories	7	-	-	-	-	-	-	-	-
G454	Sale, maintenance and repair of motorcycles and related parts and accessories	14	-	-	-	-	-	-	-	-

Continued

TABLE 6a.1 --Continued

2009 PSIC Code	Region/ Industry Description	Number of Establishments	Directly Imported Tangible Fixed Assets							
			Total	Transport Equipment	ICT Machinery and Equipment	Specialized Industrial Machineries	General Machinery and Equipment	Other Machinery and Equipment	Valuables	Other Tangible Fixed Assets
			(1)	(2)	(3)	(4)	(5)	(6)	(7)	(8)
G462	Wholesale of agricultural raw materials and live animals	s	s	s	s	s	s	s	s	s
G463	Wholesale of food, beverages and tobacco	42	-	-	-	-	-	-	-	-
G464	Wholesale of household goods	11	-	-	-	-	-	-	-	-
G466	Other specialized wholesale	8	-	-	-	-	-	-	-	-
G471	Retail sale in non-specialized stores	77	-	-	-	-	-	-	-	-
G472	Retail sale of food, beverages and tobacco in specialized stores	4	-	-	-	-	-	-	-	-
G473	Retail sale of automotive fuel in specialized	10	-	-	-	-	-	-	-	-
G474	Retail sale of information and communications equipment in specialized stores	5	-	-	-	-	-	-	-	-
G475	Retail sale of other household equipment in specialized stores	38	-	-	-	-	-	-	-	-
G476	Retail sale of cultural and recreation goods in specialized stores	4	-	-	-	-	-	-	-	-
G477	Retail sale of other goods in specialized stores	31	-	-	-	-	-	-	-	-
II - Cagayan Valley		151	-	-	-	-	-	-	-	-
G451	Sale of motor vehicles	6	-	-	-	-	-	-	-	-
G453	Sale of motor vehicle parts and accessories	s	s	s	s	s	s	s	s	s
G454	Sale, maintenance and repair of motorcycles and related parts and accessories	8	-	-	-	-	-	-	-	-
G462	Wholesale of agricultural raw materials and live animals	17	-	-	-	-	-	-	-	-
G463	Wholesale of food, beverages and tobacco	28	-	-	-	-	-	-	-	-
G464	Wholesale of household goods	7	-	-	-	-	-	-	-	-
G465	Wholesale of machinery, equipment and supplies	s	s	s	s	s	s	s	s	s
G466	Other specialized wholesale	3	-	-	-	-	-	-	-	-
G471	Retail sale in non-specialized stores	26	-	-	-	-	-	-	-	-
G472	Retail sale of food, beverages and tobacco in specialized stores	3	-	-	-	-	-	-	-	-
G473	Retail sale of automotive fuel in specialized	8	-	-	-	-	-	-	-	-
G474	Retail sale of information and communications equipment in specialized stores	s	s	s	s	s	s	s	s	s
G475	Retail sale of other household equipment in specialized stores	18	-	-	-	-	-	-	-	-
G476	Retail sale of cultural and recreation goods in specialized stores	s	s	s	s	s	s	s	s	s
G477	Retail sale of other goods in specialized stores	21	-	-	-	-	-	-	-	-

Continued

TABLE 6a.1 --Continued

2009 PSIC Code	Region/ Industry Description	Number of Establishments	Directly Imported Tangible Fixed Assets							
			Total	Transport Equipment	ICT Machinery and Equipment	Specialized Industrial Machineries	General Machinery and Equipment	Other Machinery and Equipment	Valuables	Other Tangible Fixed Assets
			(1)	(2)	(3)	(4)	(5)	(6)	(7)	(8)
III - Central Luzon		628	-	-	-	-	-	-	-	-
G451	Sale of motor vehicles	39	-	-	-	-	-	-	-	-
G452	Maintenance and repair of motor vehicles	7	-	-	-	-	-	-	-	-
G453	Sale of motor vehicle parts and accessories	5	-	-	-	-	-	-	-	-
G454	Sale, maintenance and repair of motorcycles and related parts and accessories	20	-	-	-	-	-	-	-	-
G461	Wholesale on a fee or contract basis	s	s	s	s	s	s	s	s	s
G462	Wholesale of agricultural raw materials and live animals	15	-	-	-	-	-	-	-	-
G463	Wholesale of food, beverages and tobacco	67	-	-	-	-	-	-	-	-
G464	Wholesale of household goods	32	-	-	-	-	-	-	-	-
G465	Wholesale of machinery, equipment and supplies	5	-	-	-	-	-	-	-	-
G466	Other specialized wholesale	38	-	-	-	-	-	-	-	-
G469	Non-specialized wholesale trade	s	s	s	s	s	s	s	s	s
G471	Retail sale in non-specialized stores	177	-	-	-	-	-	-	-	-
G472	Retail sale of food, beverages and tobacco in specialized stores	10	-	-	-	-	-	-	-	-
G473	Retail sale of automotive fuel in specialized	51	-	-	-	-	-	-	-	-
G474	Retail sale of information and communications equipment in specialized stores	5	-	-	-	-	-	-	-	-
G475	Retail sale of other household equipment in specialized stores	84	-	-	-	-	-	-	-	-
G476	Retail sale of cultural and recreation goods in specialized stores	6	-	-	-	-	-	-	-	-
G477	Retail sale of other goods in specialized stores	63	-	-	-	-	-	-	-	-
IVA - CALABARZON		875	622	-	-	-	-	-	-	622
G451	Sale of motor vehicles	35	-	-	-	-	-	-	-	-
G452	Maintenance and repair of motor vehicles	17	-	-	-	-	-	-	-	-
G453	Sale of motor vehicle parts and accessories	16	-	-	-	-	-	-	-	-
G454	Sale, maintenance and repair of motorcycles and related parts and accessories	21	-	-	-	-	-	-	-	-
G461	Wholesale on a fee or contract basis	s	s	s	s	s	s	s	s	s
G462	Wholesale of agricultural raw materials and live animals	3	-	-	-	-	-	-	-	-
G463	Wholesale of food, beverages and tobacco	78	-	-	-	-	-	-	-	-
G464	Wholesale of household goods	37	-	-	-	-	-	-	-	-
G465	Wholesale of machinery, equipment and supplies	30	622	-	-	-	-	-	-	622
G466	Other specialized wholesale	57	-	-	-	-	-	-	-	-

Continued

TABLE 6a.1 --Continued

2009 PSIC Code	Region/ Industry Description	Number of Establishments	Directly Imported Tangible Fixed Assets							
			Total	Transport Equipment	ICT Machinery and Equipment	Specialized Industrial Machineries	General Machinery and Equipment	Other Machinery and Equipment	Valuables	Other Tangible Fixed Assets
		(1)	(2)	(3)	(4)	(5)	(6)	(7)	(8)	(9)
G469	Non-specialized wholesale trade	s	s	s	s	s	s	s	s	s
G471	Retail sale in non-specialized stores	234	-	-	-	-	-	-	-	-
G472	Retail sale of food, beverages and tobacco in specialized stores	14	-	-	-	-	-	-	-	-
G473	Retail sale of automotive fuel in specialized	82	-	-	-	-	-	-	-	-
G474	Retail sale of information and communications equipment in specialized stores	7	-	-	-	-	-	-	-	-
G475	Retail sale of other household equipment in specialized stores	131	-	-	-	-	-	-	-	-
G476	Retail sale of cultural and recreation goods in specialized stores	s	s	s	s	s	s	s	s	s
G477	Retail sale of other goods in specialized stores	108	-	-	-	-	-	-	-	-
IVB - MIMAROPA		108	-	-	-	-	-	-	-	-
G451	Sale of motor vehicles	s	s	s	s	s	s	s	s	s
G453	Sale of motor vehicle parts and accessories	s	s	s	s	s	s	s	s	s
G454	Sale, maintenance and repair of motorcycles and related parts and accessories	8	-	-	-	-	-	-	-	-
G462	Wholesale of agricultural raw materials and live animals	11	-	-	-	-	-	-	-	-
G463	Wholesale of food, beverages and tobacco	30	-	-	-	-	-	-	-	-
G464	Wholesale of household goods	s	s	s	s	s	s	s	s	s
G466	Other specialized wholesale	s	s	s	s	s	s	s	s	s
G471	Retail sale in non-specialized stores	30	-	-	-	-	-	-	-	-
G472	Retail sale of food, beverages and tobacco in specialized stores	s	s	s	s	s	s	s	s	s
G473	Retail sale of automotive fuel in specialized	3	-	-	-	-	-	-	-	-
G474	Retail sale of information and communications equipment in specialized stores	3	-	-	-	-	-	-	-	-
G475	Retail sale of other household equipment in specialized stores	10	-	-	-	-	-	-	-	-
G477	Retail sale of other goods in specialized stores	6	-	-	-	-	-	-	-	-
V - Bicol		244	-	-	-	-	-	-	-	-
G451	Sale of motor vehicles	3	-	-	-	-	-	-	-	-
G452	Maintenance and repair of motor vehicles	s	s	s	s	s	s	s	s	s
G453	Sale of motor vehicle parts and accessories	s	s	s	s	s	s	s	s	s
G454	Sale, maintenance and repair of motorcycles and related parts and accessories	7	-	-	-	-	-	-	-	-
G461	Wholesale on a fee or contract basis	s	s	s	s	s	s	s	s	s

Continued

TABLE 6a.1 --Continued

2009 PSIC Code	Region/ Industry Description	Number of Establishments	Directly Imported Tangible Fixed Assets							
			Total	Transport Equipment	ICT Machinery and Equipment	Specialized Industrial Machineries	General Machinery and Equipment	Other Machinery and Equipment	Valuables	Other Tangible Fixed Assets
		(1)	(2)	(3)	(4)	(5)	(6)	(7)	(8)	(9)
G462	Wholesale of agricultural raw materials and live animals	4	-	-	-	-	-	-	-	-
G463	Wholesale of food, beverages and tobacco	49	-	-	-	-	-	-	-	-
G464	Wholesale of household goods	17	-	-	-	-	-	-	-	-
G465	Wholesale of machinery, equipment and supplies	s	s	s	s	s	s	s	s	s
G466	Other specialized wholesale	4	-	-	-	-	-	-	-	-
G471	Retail sale in non-specialized stores	66	-	-	-	-	-	-	-	-
G472	Retail sale of food, beverages and tobacco in specialized stores	s	s	s	s	s	s	s	s	s
G473	Retail sale of automotive fuel in specialized	6	-	-	-	-	-	-	-	-
G474	Retail sale of information and communications equipment in specialized stores	3	-	-	-	-	-	-	-	-
G475	Retail sale of other household equipment in specialized stores	26	-	-	-	-	-	-	-	-
G476	Retail sale of cultural and recreation goods in specialized stores	s	s	s	s	s	s	s	s	s
G477	Retail sale of other goods in specialized stores	50	-	-	-	-	-	-	-	-
VI - Western Visayas		454	-	-	-	-	-	-	-	-
G451	Sale of motor vehicles	21	-	-	-	-	-	-	-	-
G452	Maintenance and repair of motor vehicles	4	-	-	-	-	-	-	-	-
G453	Sale of motor vehicle parts and accessories	6	-	-	-	-	-	-	-	-
G454	Sale, maintenance and repair of motorcycles and related parts and accessories	18	-	-	-	-	-	-	-	-
G462	Wholesale of agricultural raw materials and live animals	s	s	s	s	s	s	s	s	s
G463	Wholesale of food, beverages and tobacco	60	-	-	-	-	-	-	-	-
G464	Wholesale of household goods	24	-	-	-	-	-	-	-	-
G465	Wholesale of machinery, equipment and supplies	6	-	-	-	-	-	-	-	-
G466	Other specialized wholesale	11	-	-	-	-	-	-	-	-
G471	Retail sale in non-specialized stores	115	-	-	-	-	-	-	-	-
G472	Retail sale of food, beverages and tobacco in specialized stores	10	-	-	-	-	-	-	-	-
G473	Retail sale of automotive fuel in specialized	15	-	-	-	-	-	-	-	-
G474	Retail sale of information and communications equipment in specialized stores	7	-	-	-	-	-	-	-	-
G475	Retail sale of other household equipment in specialized stores	97	-	-	-	-	-	-	-	-
G476	Retail sale of cultural and recreation goods in specialized stores	s	s	s	s	s	s	s	s	s
G477	Retail sale of other goods in specialized stores	57	-	-	-	-	-	-	-	-

Continued

TABLE 6a.1 --Continued

2009 PSIC Code	Region/ Industry Description	Number of Establishments	Directly Imported Tangible Fixed Assets							
			Total	Transport Equipment	ICT Machinery and Equipment	Specialized Industrial Machineries	General Machinery and Equipment	Other Machinery and Equipment	Valuables	Other Tangible Fixed Assets
		(1)	(2)	(3)	(4)	(5)	(6)	(7)	(8)	(9)
VII - Central Visayas		710	-	-	-	-	-	-	-	-
G451	Sale of motor vehicles	44	-	-	-	-	-	-	-	-
G452	Maintenance and repair of motor vehicles	8	-	-	-	-	-	-	-	-
G453	Sale of motor vehicle parts and accessories	21	-	-	-	-	-	-	-	-
G454	Sale, maintenance and repair of motorcycles and related parts and accessories	28	-	-	-	-	-	-	-	-
G461	Wholesale on a fee or contract basis	7	-	-	-	-	-	-	-	-
G462	Wholesale of agricultural raw materials and live animals	7	-	-	-	-	-	-	-	-
G463	Wholesale of food, beverages and tobacco	58	-	-	-	-	-	-	-	-
G464	Wholesale of household goods	51	-	-	-	-	-	-	-	-
G465	Wholesale of machinery, equipment and supplies	32	-	-	-	-	-	-	-	-
G466	Other specialized wholesale	54	-	-	-	-	-	-	-	-
G469	Non-specialized wholesale trade	s	s	s	s	s	s	s	s	s
G471	Retail sale in non-specialized stores	126	-	-	-	-	-	-	-	-
G472	Retail sale of food, beverages and tobacco in specialized stores	16	-	-	-	-	-	-	-	-
G473	Retail sale of automotive fuel in specialized	43	-	-	-	-	-	-	-	-
G474	Retail sale of information and communications equipment in specialized stores	19	-	-	-	-	-	-	-	-
G475	Retail sale of other household equipment in specialized stores	118	-	-	-	-	-	-	-	-
G476	Retail sale of cultural and recreation goods in specialized stores	11	-	-	-	-	-	-	-	-
G477	Retail sale of other goods in specialized stores	64	-	-	-	-	-	-	-	-
G479	Retail trade not in stores, stalls or markets	s	s	s	s	s	s	s	s	s
VIII - Eastern Visayas		158	-	-	-	-	-	-	-	-
G451	Sale of motor vehicles	3	-	-	-	-	-	-	-	-
G452	Maintenance and repair of motor vehicles	s	s	s	s	s	s	s	s	s
G453	Sale of motor vehicle parts and accessories	s	s	s	s	s	s	s	s	s
G454	Sale, maintenance and repair of motorcycles and related parts and accessories	5	-	-	-	-	-	-	-	-
G461	Wholesale on a fee or contract basis	s	s	s	s	s	s	s	s	s
G462	Wholesale of agricultural raw materials and live animals	6	-	-	-	-	-	-	-	-
G463	Wholesale of food, beverages and tobacco	33	-	-	-	-	-	-	-	-
G464	Wholesale of household goods	9	-	-	-	-	-	-	-	-
G466	Other specialized wholesale	4	-	-	-	-	-	-	-	-

Continued

TABLE 6a.1 --Continued

2009 PSIC Code	Region/ Industry Description	Number of Establishments	Directly Imported Tangible Fixed Assets							
			Total	Transport Equipment	ICT Machinery and Equipment	Specialized Industrial Machineries	General Machinery and Equipment	Other Machinery and Equipment	Valuables	Other Tangible Fixed Assets
		(1)	(2)	(3)	(4)	(5)	(6)	(7)	(8)	(9)
G471	Retail sale in non-specialized stores	39	-	-	-	-	-	-	-	-
G472	Retail sale of food, beverages and tobacco in specialized stores	s	s	s	s	s	s	s	s	s
G473	Retail sale of automotive fuel in specialized	9	-	-	-	-	-	-	-	-
G474	Retail sale of information and communications equipment in specialized stores	s	s	s	s	s	s	s	s	s
G475	Retail sale of other household equipment in specialized stores	34	-	-	-	-	-	-	-	-
G477	Retail sale of other goods in specialized stores	10	-	-	-	-	-	-	-	-
IX - Zamboanga Peninsula		159	-	-	-	-	-	-	-	-
G451	Sale of motor vehicles	s	s	s	s	s	s	s	s	s
G453	Sale of motor vehicle parts and accessories	s	s	s	s	s	s	s	s	s
G454	Sale, maintenance and repair of motorcycles and related parts and accessories	5	-	-	-	-	-	-	-	-
G461	Wholesale on a fee or contract basis	3	-	-	-	-	-	-	-	-
G462	Wholesale of agricultural raw materials and live animals	5	-	-	-	-	-	-	-	-
G463	Wholesale of food, beverages and tobacco	19	-	-	-	-	-	-	-	-
G464	Wholesale of household goods	13	-	-	-	-	-	-	-	-
G465	Wholesale of machinery, equipment and supplies	s	s	s	s	s	s	s	s	s
G466	Other specialized wholesale	4	-	-	-	-	-	-	-	-
G471	Retail sale in non-specialized stores	51	-	-	-	-	-	-	-	-
G472	Retail sale of food, beverages and tobacco in specialized stores	6	-	-	-	-	-	-	-	-
G473	Retail sale of automotive fuel in specialized	5	-	-	-	-	-	-	-	-
G475	Retail sale of other household equipment in specialized stores	25	-	-	-	-	-	-	-	-
G476	Retail sale of cultural and recreation goods in specialized stores	s	s	s	s	s	s	s	s	s
G477	Retail sale of other goods in specialized stores	17	-	-	-	-	-	-	-	-
X - Northern Mindanao		286	231	231	-	-	-	-	-	-
G451	Sale of motor vehicles	17	-	-	-	-	-	-	-	-
G452	Maintenance and repair of motor vehicles	s	s	s	s	s	s	s	s	s
G453	Sale of motor vehicle parts and accessories	11	231	231	-	-	-	-	-	-
G454	Sale, maintenance and repair of motorcycles and related parts and accessories	7	-	-	-	-	-	-	-	-
G462	Wholesale of agricultural raw materials and live animals	6	-	-	-	-	-	-	-	-

Continued

TABLE 6a.1 --Continued

2009 PSIC Code	Region/ Industry Description	Number of Establishments	Directly Imported Tangible Fixed Assets							
			Total	Transport Equipment	ICT Machinery and Equipment	Specialized Industrial Machineries	General Machinery and Equipment	Other Machinery and Equipment	Valuables	Other Tangible Fixed Assets
			(1)	(2)	(3)	(4)	(5)	(6)	(7)	(8)
G463	Wholesale of food, beverages and tobacco	37	-	-	-	-	-	-	-	-
G464	Wholesale of household goods	21	-	-	-	-	-	-	-	-
G465	Wholesale of machinery, equipment and supplies	6	-	-	-	-	-	-	-	-
G466	Other specialized wholesale	16	-	-	-	-	-	-	-	-
G471	Retail sale in non-specialized stores	61	-	-	-	-	-	-	-	-
G472	Retail sale of food, beverages and tobacco in specialized stores	7	-	-	-	-	-	-	-	-
G473	Retail sale of automotive fuel in specialized	15	-	-	-	-	-	-	-	-
G474	Retail sale of information and communications equipment in specialized stores	3	-	-	-	-	-	-	-	-
G475	Retail sale of other household equipment in specialized stores	49	-	-	-	-	-	-	-	-
G476	Retail sale of cultural and recreation goods in specialized stores	s	s	s	s	s	s	s	s	s
G477	Retail sale of other goods in specialized stores	25	-	-	-	-	-	-	-	-
XI - Davao		443	-	-	-	-	-	-	-	-
G451	Sale of motor vehicles	14	-	-	-	-	-	-	-	-
G452	Maintenance and repair of motor vehicles	11	-	-	-	-	-	-	-	-
G453	Sale of motor vehicle parts and accessories	13	-	-	-	-	-	-	-	-
G454	Sale, maintenance and repair of motorcycles and related parts and accessories	13	-	-	-	-	-	-	-	-
G461	Wholesale on a fee or contract basis	7	-	-	-	-	-	-	-	-
G462	Wholesale of agricultural raw materials and live animals	4	-	-	-	-	-	-	-	-
G463	Wholesale of food, beverages and tobacco	38	-	-	-	-	-	-	-	-
G464	Wholesale of household goods	26	-	-	-	-	-	-	-	-
G465	Wholesale of machinery, equipment and supplies	17	-	-	-	-	-	-	-	-
G466	Other specialized wholesale	31	-	-	-	-	-	-	-	-
G471	Retail sale in non-specialized stores	103	-	-	-	-	-	-	-	-
G472	Retail sale of food, beverages and tobacco in specialized stores	5	-	-	-	-	-	-	-	-
G473	Retail sale of automotive fuel in specialized	21	-	-	-	-	-	-	-	-
G474	Retail sale of information and communications equipment in specialized stores	7	-	-	-	-	-	-	-	-
G475	Retail sale of other household equipment in specialized stores	82	-	-	-	-	-	-	-	-
G476	Retail sale of cultural and recreation goods in specialized stores	6	-	-	-	-	-	-	-	-
G477	Retail sale of other goods in specialized stores	44	-	-	-	-	-	-	-	-

Continued

TABLE 6a.1 --Continued

2009 PSIC Code	Region/ Industry Description	Number of Establishments	Directly Imported Tangible Fixed Assets							
			Total	Transport Equipment	ICT Machinery and Equipment	Specialized Industrial Machineries	General Machinery and Equipment	Other Machinery and Equipment	Valuables	Other Tangible Fixed Assets
		(1)	(2)	(3)	(4)	(5)	(6)	(7)	(8)	(9)
G479	Retail trade not in stores, stalls or markets	S	S	S	S	S	S	S	S	S
XII - SOCCSKSARGEN		219	-	-	-	-	-	-	-	-
G451	Sale of motor vehicles	5	-	-	-	-	-	-	-	-
G452	Maintenance and repair of motor vehicles	S	S	S	S	S	S	S	S	S
G453	Sale of motor vehicle parts and accessories	5	-	-	-	-	-	-	-	-
G454	Sale, maintenance and repair of motorcycles and related parts and accessories	7	-	-	-	-	-	-	-	-
G462	Wholesale of agricultural raw materials and live animals	7	-	-	-	-	-	-	-	-
G463	Wholesale of food, beverages and tobacco	35	-	-	-	-	-	-	-	-
G464	Wholesale of household goods	10	-	-	-	-	-	-	-	-
G465	Wholesale of machinery, equipment and supplies	S	S	S	S	S	S	S	S	S
G466	Other specialized wholesale	S	S	S	S	S	S	S	S	S
G471	Retail sale in non-specialized stores	55	-	-	-	-	-	-	-	-
G472	Retail sale of food, beverages and tobacco in specialized stores	7	-	-	-	-	-	-	-	-
G473	Retail sale of automotive fuel in specialized	10	-	-	-	-	-	-	-	-
G474	Retail sale of information and communications equipment in specialized stores	S	S	S	S	S	S	S	S	S
G475	Retail sale of other household equipment in specialized stores	44	-	-	-	-	-	-	-	-
G476	Retail sale of cultural and recreation goods in specialized stores	S	S	S	S	S	S	S	S	S
G477	Retail sale of other goods in specialized stores	26	-	-	-	-	-	-	-	-
XIII - Caraga		118	-	-	-	-	-	-	-	-
G451	Sale of motor vehicles	6	-	-	-	-	-	-	-	-
G452	Maintenance and repair of motor vehicles	S	S	S	S	S	S	S	S	S
G454	Sale, maintenance and repair of motorcycles and related parts and accessories	6	-	-	-	-	-	-	-	-
G462	Wholesale of agricultural raw materials and live animals	S	S	S	S	S	S	S	S	S
G463	Wholesale of food, beverages and tobacco	15	-	-	-	-	-	-	-	-
G464	Wholesale of household goods	10	-	-	-	-	-	-	-	-
G465	Wholesale of machinery, equipment and supplies	3	-	-	-	-	-	-	-	-
G466	Other specialized wholesale	4	-	-	-	-	-	-	-	-
G471	Retail sale in non-specialized stores	30	-	-	-	-	-	-	-	-

Continued

TABLE 6a.1 – *Concluded*

2009 PSIC Code	Region/ Industry Description	Number of Establishments	Directly Imported Tangible Fixed Assets							
			Total	Transport Equipment	ICT Machinery and Equipment	Specialized Industrial Machineries	General Machinery and Equipment	Other Machinery and Equipment	Valuables	Other Tangible Fixed Assets
			(1)	(2)	(3)	(4)	(5)	(6)	(7)	(8)
G472	Retail sale of food, beverages and tobacco in specialized stores	5	-	-	-	-	-	-	-	-
G473	Retail sale of automotive fuel in specialized	7	-	-	-	-	-	-	-	-
G474	Retail sale of information and communications equipment in specialized stores	s	s	s	s	s	s	s	s	s
G475	Retail sale of other household equipment in specialized stores	15	-	-	-	-	-	-	-	-
G477	Retail sale of other goods in specialized stores	12	-	-	-	-	-	-	-	-
ARMM		11	-	-	-	-	-	-	-	-
G462	Wholesale of agricultural raw materials and live animals	s	s	s	s	s	s	s	s	s
G463	Wholesale of food, beverages and tobacco	s	s	s	s	s	s	s	s	s
G466	Other specialized wholesale	s	s	s	s	s	s	s	s	s
G471	Retail sale in non-specialized stores	6	-	-	-	-	-	-	-	-
G473	Retail sale of automotive fuel in specialized	s	s	s	s	s	s	s	s	s

Continued

TABLE 6a.2 Number of Establishments and Capital Expenditures for Tangible Fixed Assets by Mode of Acquisition for Wholesale and Retail Trade; Repair of Motor Vehicles and Motorcycles Establishments with Total Employment of 20 and Over by Region and Industry Group: Philippines, 2017

(Values are in thousand pesos, except number of establishments. Details may not add-up to total due to rounding and/or statistical disclosure control.)

2009 PSIC Code	Region/ Industry Description	Number of Establishments	Capital Expenditures for Tangible Fixed Assets by Mode of Acquisition				
			Total	New Tangible Fixed Assets	Major Alteration and Improvements on Tangible Fixed Assets	Land and Used Tangible Fixed Assets	Tangible Fixed Assets Produced on Own Account
		(1)	(2)	(3)	(4)	(5)	(6)
	PHILIPPINES	8,301	27,856,454	15,543,992	8,236,582	2,709,475	1,366,404
G451	Sale of motor vehicles	360	1,956,360	908,282	413,974	91,534	542,569
G452	Maintenance and repair of motor vehicles	114	27,869	2,296	12,791	12,782	-
G453	Sale of motor vehicle parts and accessories	204	276,810	190,877	15,465	68,867	1,601
G454	Sale, maintenance and repair of motorcycles and related parts and accessories	200	58,144	18,963	33,073	6,107	-
G461	Wholesale on a fee or contract basis	58	21,297	12,060	9,237	-	-
G462	Wholesale of agricultural raw materials and live animals	125	234,972	143,122	30,430	61,419	-
G463	Wholesale of food, beverages and tobacco	805	1,768,740	1,136,911	486,544	140,685	4,601
G464	Wholesale of household goods	855	3,390,122	1,969,455	537,957	882,709	-
G465	Wholesale of machinery, equipment and supplies	484	2,579,883	2,002,485	546,576	30,822	-
G466	Other specialized wholesale	544	4,400,032	2,995,472	216,030	705,457	483,072
G469	Non-specialized wholesale trade	15	1,565	1,565	-	-	-
G471	Retail sale in non-specialized stores	1,532	7,739,309	3,342,137	3,933,623	300,022	163,527
G472	Retail sale of food, beverages and tobacco in specialized stores	151	384,888	130,035	88,204	48,226	118,422
G473	Retail sale of automotive fuel in specialized stores	435	523,211	493,161	22,101	7,464	485
G474	Retail sale of information and communications equipment in specialized stores	151	186,840	150,869	4,483	-	31,489
G475	Retail sale of other household equipment in specialized stores	1,102	2,792,480	1,061,949	1,452,949	256,945	20,637
G476	Retail sale of cultural and recreation goods in specialized stores	116	130,543	72,440	58,103	-	-
G477	Retail sale of other goods in specialized stores	1,032	1,313,019	882,592	333,991	96,436	-
G479	Retail trade not in stores, stalls or markets	18	70,371	29,319	41,052	-	-
	NCR	3,401	13,686,840	7,203,359	3,809,520	1,542,343	1,131,620
G451	Sale of motor vehicles	152	1,097,887	260,911	265,052	37,720	534,204
G452	Maintenance and repair of motor vehicles	60	525	525	-	-	-
G453	Sale of motor vehicle parts and accessories	110	202,262	151,490	2,595	48,177	-
G454	Sale, maintenance and repair of motorcycles and related parts and accessories	32	3,876	1,416	2,460	-	-
G461	Wholesale on a fee or contract basis	34	20,041	10,805	9,237	-	-
G462	Wholesale of agricultural raw materials and live animals	31	114,957	88,073	12,639	14,246	-
G463	Wholesale of food, beverages and tobacco	205	397,739	296,817	91,420	9,502	-
G464	Wholesale of household goods	584	3,054,910	1,776,642	443,572	834,696	-
G465	Wholesale of machinery, equipment and supplies	378	1,795,726	1,245,451	528,666	21,609	-
G466	Other specialized wholesale	304	1,964,314	1,117,524	61,107	307,878	477,805

Continued

TABLE 6a.2 --Continued

2009 PSIC Code	Region/ Industry Description	Number of Establishments	Capital Expenditures for Tangible Fixed Assets by Mode of Acquisition				
			Total	New Tangible Fixed Assets	Major Alteration and Improvements on Tangible Fixed Assets	Land and Used Tangible Fixed Assets	Tangible Fixed Assets Produced on Own Account
		(1)	(2)	(3)	(4)	(5)	(6)
G469	Non-specialized wholesale trade	12	433	433	-	-	
G471	Retail sale in non-specialized stores	308	2,114,520	1,043,386	1,070,285	849	-
G472	Retail sale of food, beverages and tobacco in specialized stores	59	295,376	72,433	60,188	44,333	118,422
G473	Retail sale of automotive fuel in specialized stores	142	5,943	5,257	686	-	-
G474	Retail sale of information and communications equipment in specialized stores	84	150,938	145,681	4,428	-	828
G475	Retail sale of other household equipment in specialized stores	326	1,346,823	320,993	882,277	143,193	360
G476	Retail sale of cultural and recreation goods in specialized stores	76	100,809	46,063	54,746	-	-
G477	Retail sale of other goods in specialized stores	489	949,776	590,526	279,110	80,140	-
G479	Retail trade not in stores, stalls or markets	15	69,986	28,934	41,052	-	-
	CAR	71	168,120	63,574	100,554	3,992	-
G451	Sale of motor vehicles	s	s	s	s	s	s
G453	Sale of motor vehicle parts and accessories	s	s	s	s	s	s
G454	Sale, maintenance and repair of motorcycles and related parts and accessories	s	s	s	s	s	s
G462	Wholesale of agricultural raw materials and live animals	s	s	s	s	s	s
G463	Wholesale of food, beverages and tobacco	10	35,125	22,545	8,588	3,992	-
G464	Wholesale of household goods	s	s	s	s	s	s
G465	Wholesale of machinery, equipment and supplies	s	s	s	s	s	s
G466	Other specialized wholesale	s	s	s	s	s	s
G471	Retail sale in non-specialized stores	28	112,090	34,256	77,834	-	-
G473	Retail sale of automotive fuel in specialized stores	7	17,874	3,911	13,962	-	-
G474	Retail sale of information and communications equipment in specialized stores	s	s	s	s	s	s
G475	Retail sale of other household equipment in specialized stores	5	98	98	-	-	-
G477	Retail sale of other goods in specialized stores	9	-	-	-	-	-
	I - Ilocos	265	277,370	141,158	123,254	6,190	6,768
G451	Sale of motor vehicles	10	7,863	7,863	-	-	-
G452	Maintenance and repair of motor vehicles	s	s	s	s	s	s
G453	Sale of motor vehicle parts and accessories	7	16,738	5,614	3,333	6,190	1,601
G454	Sale, maintenance and repair of motorcycles and related parts and accessories	14	-	-	-	-	-
G462	Wholesale of agricultural raw materials and live animals	s	s	s	s	s	s

Continued

TABLE 6a.2 --Continued

2009 PSIC Code	Region/ Industry Description	Number of Establishments	Capital Expenditures for Tangible Fixed Assets by Mode of Acquisition				
			Total	New Tangible Fixed Assets	Major Alteration and Improvements on Tangible Fixed Assets	Land and Used Tangible Fixed Assets	Tangible Fixed Assets Produced on Own Account
		(1)	(2)	(3)	(4)	(5)	(6)
G463	Wholesale of food, beverages and tobacco	42	12,424	11,830	594	-	-
G464	Wholesale of household goods	11	462	462	-	-	-
G466	Other specialized wholesale	8	14,318	-	9,151	-	5,167
G471	Retail sale in non-specialized stores	77	91,672	53,820	37,852	-	-
G472	Retail sale of food, beverages and tobacco in specialized stores	4	20,926	12,018	8,908	-	-
G473	Retail sale of automotive fuel in specialized stores	10	-	-	-	-	-
G474	Retail sale of information and communications equipment in specialized stores	5	193	193	-	-	-
G475	Retail sale of other household equipment in specialized stores	38	107,797	46,189	61,608	-	-
G476	Retail sale of cultural and recreation goods in specialized stores	4	3,979	3,171	809	-	-
G477	Retail sale of other goods in specialized stores	31	1,000	-	1,000	-	-
II - Cagayan Valley		151	409,890	198,224	180,545	26,619	4,502
G451	Sale of motor vehicles	6	1,275	1,275	-	-	-
G453	Sale of motor vehicle parts and accessories	s	s	s	s	s	s
G454	Sale, maintenance and repair of motorcycles and related parts and accessories	8	1,532	1,532	-	-	-
G462	Wholesale of agricultural raw materials and live animals	17	7,165	4,695	2,471	-	-
G463	Wholesale of food, beverages and tobacco	28	88,346	36,928	47,587	1,335	2,496
G464	Wholesale of household goods	7	83,757	26,315	41,034	16,408	-
G465	Wholesale of machinery, equipment and supplies	s	s	s	s	s	s
G466	Other specialized wholesale	3	17,007	16,306	-	701	-
G471	Retail sale in non-specialized stores	26	64,118	32,408	29,704	-	2,006
G472	Retail sale of food, beverages and tobacco in specialized stores	3	-	-	-	-	-
G473	Retail sale of automotive fuel in specialized stores	8	15,119	14,795	-	325	-
G474	Retail sale of information and communications equipment in specialized stores	s	s	s	s	s	s
G475	Retail sale of other household equipment in specialized stores	18	114,982	59,933	55,049	-	-
G476	Retail sale of cultural and recreation goods in specialized stores	s	s	s	s	s	s
G477	Retail sale of other goods in specialized stores	21	1,486	1,486	-	-	-
III - Central Luzon		628	2,280,415	1,108,398	906,459	125,235	140,323
G451	Sale of motor vehicles	39	314,741	241,208	55,089	18,444	-
G452	Maintenance and repair of motor vehicles	7	17,971	110	9,227	8,634	-
G453	Sale of motor vehicle parts and accessories	5	5,401	5,401	-	-	-

Continued

TABLE 6a.2 --Continued

2009 PSIC Code	Region/ Industry Description	Number of Establishments	Capital Expenditures for Tangible Fixed Assets by Mode of Acquisition				
			Total	New Tangible Fixed Assets	Major Alteration and Improvements on Tangible Fixed Assets	Land and Used Tangible Fixed Assets	Tangible Fixed Assets Produced on Own Account
		(1)	(2)	(3)	(4)	(5)	(6)
G454	Sale, maintenance and repair of motorcycles and related parts and accessories	20	169	-	169	-	-
G461	Wholesale on a fee or contract basis	s	s	s	s	s	s
G462	Wholesale of agricultural raw materials and live animals	15	53,105	10,715	5,682	36,708	-
G463	Wholesale of food, beverages and tobacco	67	127,271	85,160	42,110	1	-
G464	Wholesale of household goods	32	28,058	17,744	10,299	15	-
G465	Wholesale of machinery, equipment and supplies	5	-	-	-	-	-
G466	Other specialized wholesale	38	228,538	122,146	64,763	41,629	-
G469	Non-specialized wholesale trade	s	s	s	s	s	s
G471	Retail sale in non-specialized stores	177	1,269,036	525,460	592,494	11,600	139,482
G472	Retail sale of food, beverages and tobacco in specialized stores	10	7,760	5,327	2,434	-	-
G473	Retail sale of automotive fuel in specialized stores	51	-	-	-	-	-
G474	Retail sale of information and communications equipment in specialized stores	5	-	-	-	-	-
G475	Retail sale of other household equipment in specialized stores	84	201,410	71,075	122,189	7,305	841
G476	Retail sale of cultural and recreation goods in specialized stores	6	5,154	3,984	1,171	-	-
G477	Retail sale of other goods in specialized stores	63	20,119	18,387	832	900	-
IVA - CALABARZON		875	2,533,047	1,722,370	774,639	35,938	100
G451	Sale of motor vehicles	35	101,133	65,132	35,737	264	-
G452	Maintenance and repair of motor vehicles	17	3,679	115	3,564	-	-
G453	Sale of motor vehicle parts and accessories	16	2,632	2,632	-	-	-
G454	Sale, maintenance and repair of motorcycles and related parts and accessories	21	14,370	8,267	-	6,103	-
G461	Wholesale on a fee or contract basis	s	s	s	s	s	s
G462	Wholesale of agricultural raw materials and live animals	3	980	980	-	-	-
G463	Wholesale of food, beverages and tobacco	78	227,614	132,380	93,318	1,916	-
G464	Wholesale of household goods	37	86,549	33,626	28,184	24,738	-
G465	Wholesale of machinery, equipment and supplies	30	388,406	381,290	7,116	-	-
G466	Other specialized wholesale	57	131,878	82,085	49,692	-	100
G469	Non-specialized wholesale trade	s	s	s	s	s	s
G471	Retail sale in non-specialized stores	234	835,689	407,416	428,273	-	-
G472	Retail sale of food, beverages and tobacco in specialized stores	14	7,331	3,314	1,100	2,916	-
G473	Retail sale of automotive fuel in specialized stores	82	386,962	386,962	-	-	-
G474	Retail sale of information and communications equipment in specialized stores	7	-	-	-	-	-

Continued

TABLE 6a.2 --Continued

2009 PSIC Code	Region/ Industry Description	Number of Establishments	Capital Expenditures for Tangible Fixed Assets by Mode of Acquisition				
			Total	New Tangible Fixed Assets	Major Alteration and Improvements on Tangible Fixed Assets	Land and Used Tangible Fixed Assets	Tangible Fixed Assets Produced on Own Account
		(1)	(2)	(3)	(4)	(5)	(6)
G475	Retail sale of other household equipment in specialized stores	131	234,068	144,353	89,714	-	-
G476	Retail sale of cultural and recreation goods in specialized stores	s	s	s	s	s	s
G477	Retail sale of other goods in specialized stores	108	111,299	73,359	37,941	-	-
IVB - MIMAROPA		108	148,195	89,652	46,343	11,964	236
G451	Sale of motor vehicles	s	s	s	s	s	s
G453	Sale of motor vehicle parts and accessories	s	s	s	s	s	s
G454	Sale, maintenance and repair of motorcycles and related parts and accessories	8	-	-	-	-	-
G462	Wholesale of agricultural raw materials and live animals	11	26,273	19,707	-	6,567	-
G463	Wholesale of food, beverages and tobacco	30	20,850	17,290	3,560	-	-
G464	Wholesale of household goods	s	s	s	s	s	s
G466	Other specialized wholesale	s	s	s	s	s	s
G471	Retail sale in non-specialized stores	30	43,303	19,917	23,386	-	-
G472	Retail sale of food, beverages and tobacco in specialized stores	s	s	s	s	s	s
G473	Retail sale of automotive fuel in specialized stores	3	21,142	13,278	6,153	1,475	236
G474	Retail sale of information and communications equipment in specialized stores	3	1,344	1,344	-	-	-
G475	Retail sale of other household equipment in specialized stores	10	25,175	14,866	6,751	3,557	1
G477	Retail sale of other goods in specialized stores	6	5,255	-	4,955	300	-
V - Bicol		244	313,559	132,899	58,057	122,603	-
G451	Sale of motor vehicles	3	25,947	14,829	8,517	2,602	-
G452	Maintenance and repair of motor vehicles	s	s	s	s	s	s
G453	Sale of motor vehicle parts and accessories	s	s	s	s	s	s
G454	Sale, maintenance and repair of motorcycles and related parts and accessories	7	-	-	-	-	-
G461	Wholesale on a fee or contract basis	s	s	s	s	s	s
G462	Wholesale of agricultural raw materials and live animals	4	-	-	-	-	-
G463	Wholesale of food, beverages and tobacco	49	144,007	100,868	43,138	1	-
G464	Wholesale of household goods	17	2,159	2,071	89	-	-
G465	Wholesale of machinery, equipment and supplies	s	s	s	s	s	s
G466	Other specialized wholesale	4	-	-	-	-	-
G471	Retail sale in non-specialized stores	66	138,608	13,013	5,594	120,000	-
G472	Retail sale of food, beverages and tobacco in specialized stores	s	s	s	s	s	s

Continued

TABLE 6a.2 --Continued

2009 PSIC Code	Region/ Industry Description	Number of Establishments	Capital Expenditures for Tangible Fixed Assets by Mode of Acquisition				
			Total	New Tangible Fixed Assets	Major Alteration and Improvements on Tangible Fixed Assets	Land and Used Tangible Fixed Assets	Tangible Fixed Assets Produced on Own Account
		(1)	(2)	(3)	(4)	(5)	(6)
G473	Retail sale of automotive fuel in specialized stores	6	2,550	1,831	719	-	-
G474	Retail sale of information and communications equipment in specialized stores	3	-	-	-	-	-
G475	Retail sale of other household equipment in specialized stores	26	101	101	-	-	-
G476	Retail sale of cultural and recreation goods in specialized stores	s	s	s	s	s	s
G477	Retail sale of other goods in specialized stores	50	44	44	-	-	-
VI - Western Visayas		454	975,626	518,818	359,988	86,627	10,193
G451	Sale of motor vehicles	21	2,093	-	2,093	-	-
G452	Maintenance and repair of motor vehicles	4	40	40	-	-	-
G453	Sale of motor vehicle parts and accessories	6	8,421	2,548	2,187	3,686	-
G454	Sale, maintenance and repair of motorcycles and related parts and accessories	18	-	-	-	-	-
G462	Wholesale of agricultural raw materials and live animals	s	s	s	s	s	s
G463	Wholesale of food, beverages and tobacco	60	125,728	73,021	20,042	32,666	-
G464	Wholesale of household goods	24	31,922	31,922	-	-	-
G465	Wholesale of machinery, equipment and supplies	6	14,672	14,394	277	-	-
G466	Other specialized wholesale	11	38,977	34,710	3,681	586	-
G471	Retail sale in non-specialized stores	115	520,928	210,423	271,491	39,013	-
G472	Retail sale of food, beverages and tobacco in specialized stores	10	10,927	10,043	234	650	-
G473	Retail sale of automotive fuel in specialized stores	15	-	-	-	-	-
G474	Retail sale of information and communications equipment in specialized stores	7	-	-	-	-	-
G475	Retail sale of other household equipment in specialized stores	97	181,090	115,647	55,249	-	10,193
G476	Retail sale of cultural and recreation goods in specialized stores	s	s	s	s	s	s
G477	Retail sale of other goods in specialized stores	57	40,801	26,042	4,733	10,026	-
VII - Central Visayas		710	1,500,776	935,979	403,139	130,997	30,660
G451	Sale of motor vehicles	44	99,581	53,290	24,862	21,430	-
G452	Maintenance and repair of motor vehicles	8	-	-	-	-	-
G453	Sale of motor vehicle parts and accessories	21	2,468	1,939	529	-	-
G454	Sale, maintenance and repair of motorcycles and related parts and accessories	28	2,111	1,747	364	-	-
G461	Wholesale on a fee or contract basis	7	-	-	-	-	-
G462	Wholesale of agricultural raw materials and live animals	7	450	450	-	-	-

Continued

TABLE 6a.2 --Continued

2009 PSIC Code	Region/ Industry Description	Number of Establishments	Capital Expenditures for Tangible Fixed Assets by Mode of Acquisition				
			Total	New Tangible Fixed Assets	Major Alteration and Improvements on Tangible Fixed Assets	Land and Used Tangible Fixed Assets	Tangible Fixed Assets Produced on Own Account
		(1)	(2)	(3)	(4)	(5)	(6)
G463	Wholesale of food, beverages and tobacco	58	79,105	70,594	8,435	77	-
G464	Wholesale of household goods	51	41,696	38,017	3,678	-	-
G465	Wholesale of machinery, equipment and supplies	32	65,202	51,874	4,212	9,116	-
G466	Other specialized wholesale	54	292,993	267,478	15,389	10,127	-
G469	Non-specialized wholesale trade	s	s	s	s	s	s
G471	Retail sale in non-specialized stores	126	565,279	297,875	226,743	40,661	-
G472	Retail sale of food, beverages and tobacco in specialized stores	16	19,434	5,429	14,005	-	-
G473	Retail sale of automotive fuel in specialized stores	43	67,708	67,128	580	-	-
G474	Retail sale of information and communications equipment in specialized stores	19	34,366	3,651	55	-	30,660
G475	Retail sale of other household equipment in specialized stores	118	213,255	62,156	101,513	49,587	-
G476	Retail sale of cultural and recreation goods in specialized stores	11	-	-	-	-	-
G477	Retail sale of other goods in specialized stores	64	16,741	13,966	2,775	-	-
G479	Retail trade not in stores, stalls or markets	s	s	s	s	s	s
VIII - Eastern Visayas		158	185,604	136,219	44,983	1,893	2,509
G451	Sale of motor vehicles	3	7,271	1,025	4,353	1,893	-
G452	Maintenance and repair of motor vehicles	s	s	s	s	s	s
G453	Sale of motor vehicle parts and accessories	s	s	s	s	s	s
G454	Sale, maintenance and repair of motorcycles and related parts and accessories	5	-	-	-	-	-
G461	Wholesale on a fee or contract basis	s	s	s	s	s	s
G462	Wholesale of agricultural raw materials and live animals	6	-	-	-	-	-
G463	Wholesale of food, beverages and tobacco	33	73,988	71,711	2,277	-	-
G464	Wholesale of household goods	9	4,632	3,295	1,337	-	-
G466	Other specialized wholesale	4	2,802	125	2,677	-	-
G471	Retail sale in non-specialized stores	39	48,723	17,138	29,077	-	2,509
G472	Retail sale of food, beverages and tobacco in specialized stores	s	s	s	s	s	s
G473	Retail sale of automotive fuel in specialized stores	9	-	-	-	-	-
G474	Retail sale of information and communications equipment in specialized stores	s	s	s	s	s	s
G475	Retail sale of other household equipment in specialized stores	34	48,175	42,912	5,263	-	-
G477	Retail sale of other goods in specialized stores	10	-	-	-	-	-
IX - Zamboanga Peninsula		159	193,485	49,338	37,167	98,114	8,866
G451	Sale of motor vehicles	s	s	s	s	s	s

Continued

TABLE 6a.2 --Continued

2009 PSIC Code	Region/ Industry Description	Number of Establishments	Capital Expenditures for Tangible Fixed Assets by Mode of Acquisition				
			Total	New Tangible Fixed Assets	Major Alteration and Improvements on Tangible Fixed Assets	Land and Used Tangible Fixed Assets	Tangible Fixed Assets Produced on Own Account
		(1)	(2)	(3)	(4)	(5)	(6)
G453	Sale of motor vehicle parts and accessories	s	s	s	s	s	s
G454	Sale, maintenance and repair of motorcycles and related parts and accessories	5	-	-	-	-	-
G461	Wholesale on a fee or contract basis	3	235	235	-	-	-
G462	Wholesale of agricultural raw materials and live animals	5	-	-	-	-	-
G463	Wholesale of food, beverages and tobacco	19	78,322	4,279	-	74,042	-
G464	Wholesale of household goods	13	8,067	2,793	5,274	-	-
G465	Wholesale of machinery, equipment and supplies	s	s	s	s	s	s
G466	Other specialized wholesale	4	970	970	-	-	-
G471	Retail sale in non-specialized stores	51	56,479	26,811	29,668	-	-
G472	Retail sale of food, beverages and tobacco in specialized stores	6	417	91	-	326	-
G473	Retail sale of automotive fuel in specialized stores	5	-	-	-	-	-
G475	Retail sale of other household equipment in specialized stores	25	48,884	14,046	2,226	23,746	8,866
G476	Retail sale of cultural and recreation goods in specialized stores	s	s	s	s	s	s
G477	Retail sale of other goods in specialized stores	17	-	-	-	-	-
X - Northern Mindanao		286	1,574,112	1,093,596	376,643	103,831	42
G451	Sale of motor vehicles	17	19,318	14,123	3,332	1,862	-
G452	Maintenance and repair of motor vehicles	s	s	s	s	s	s
G453	Sale of motor vehicle parts and accessories	11	13,246	11,250	1,566	431	-
G454	Sale, maintenance and repair of motorcycles and related parts and accessories	7	3,461	1,271	2,186	5	-
G462	Wholesale of agricultural raw materials and live animals	6	-	-	-	-	-
G463	Wholesale of food, beverages and tobacco	37	93,558	59,690	22,065	11,803	-
G464	Wholesale of household goods	21	24,629	20,382	4,247	-	-
G465	Wholesale of machinery, equipment and supplies	6	187,094	183,334	3,760	-	-
G466	Other specialized wholesale	16	314,721	263,304	-	51,417	-
G471	Retail sale in non-specialized stores	61	675,601	318,248	323,227	34,083	42
G472	Retail sale of food, beverages and tobacco in specialized stores	7	12,144	12,144	-	-	-
G473	Retail sale of automotive fuel in specialized stores	15	-	-	-	-	-
G474	Retail sale of information and communications equipment in specialized stores	3	-	-	-	-	-
G475	Retail sale of other household equipment in specialized stores	49	77,161	56,671	16,260	4,230	-
G476	Retail sale of cultural and recreation goods in specialized stores	s	s	s	s	s	s
G477	Retail sale of other goods in specialized stores	25	151,736	151,736	-	-	-

Continued

TABLE 6a.2 --Continued

2009 PSIC Code	Region/ Industry Description	Number of Establishments	Capital Expenditures for Tangible Fixed Assets by Mode of Acquisition				
			Total	New Tangible Fixed Assets	Major Alteration and Improvements on Tangible Fixed Assets	Land and Used Tangible Fixed Assets	Tangible Fixed Assets Produced on Own Account
		(1)	(2)	(3)	(4)	(5)	(6)
	XI - Davao	443	2,346,230	1,629,548	367,150	349,306	226,105
G451	Sale of motor vehicles	14	27,201	21,434	5,767	-	-
G452	Maintenance and repair of motor vehicles	11	4,148	-	-	4,148	-
G453	Sale of motor vehicle parts and accessories	13	6,101	3,693	-	2,408	-
G454	Sale, maintenance and repair of motorcycles and related parts and accessories	13	31,494	3,600	27,894	-	-
G461	Wholesale on a fee or contract basis	7	-	-	-	-	-
G462	Wholesale of agricultural raw materials and live animals	4	13,871	13,871	-	-	-
G463	Wholesale of food, beverages and tobacco	38	142,921	86,940	55,970	11	-
G464	Wholesale of household goods	26	16,867	10,040	39	6,788	-
G465	Wholesale of machinery, equipment and supplies	17	125,872	123,231	2,544	97	-
G466	Other specialized wholesale	31	1,393,076	1,090,555	9,401	293,120	-
G471	Retail sale in non-specialized stores	103	472,553	184,605	246,124	41,824	-
G472	Retail sale of food, beverages and tobacco in specialized stores	5	288	288	-	-	-
G473	Retail sale of automotive fuel in specialized stores	21	-	-	-	-	-
G474	Retail sale of information and communications equipment in specialized stores	7	-	-	-	-	-
G475	Retail sale of other household equipment in specialized stores	82	84,047	67,087	15,824	910	226,105
G476	Retail sale of cultural and recreation goods in specialized stores	6	20,570	19,193	1,378	-	-
G477	Retail sale of other goods in specialized stores	44	7,221	5,011	2,210	-	-
G479	Retail trade not in stores, stalls or markets	s	s	s	s	s	s
	XII - SOCCSKSARGEN	219	1,202,846	496,304	617,251	58,933	30,358
G451	Sale of motor vehicles	5	241,042	225,554	2,643	4,480	8,366
G452	Maintenance and repair of motor vehicles	s	s	s	s	s	s
G453	Sale of motor vehicle parts and accessories	5	6,879	6,198	555	125	-
G454	Sale, maintenance and repair of motorcycles and related parts and accessories	7	1,131	1,131	-	-	-
G462	Wholesale of agricultural raw materials and live animals	7	16,450	3,700	9,639	3,111	-
G463	Wholesale of food, beverages and tobacco	35	96,530	51,371	37,720	5,334	2,105
G464	Wholesale of household goods	10	3,324	3,324	-	-	-
G465	Wholesale of machinery, equipment and supplies	s	s	s	s	s	s
G466	Other specialized wholesale	s	s	s	s	s	s
G471	Retail sale in non-specialized stores	55	711,334	153,446	527,668	10,733	19,487
G472	Retail sale of food, beverages and tobacco in specialized stores	7	5,650	5,650	-	-	-

Continued

TABLE 6a.2 --Continued

2009 PSIC Code	Region/ Industry Description	Number of Establishments	Capital Expenditures for Tangible Fixed Assets by Mode of Acquisition				
			Total	New Tangible Fixed Assets	Major Alteration and Improvements on Tangible Fixed Assets	Land and Used Tangible Fixed Assets	Tangible Fixed Assets Produced on Own Account
		(1)	(2)	(3)	(4)	(5)	(6)
G473	Retail sale of automotive fuel in specialized stores	10	5,913	-	-	5,664	250
G474	Retail sale of information and communications equipment in specialized stores	s	s	s	s	s	s
G475	Retail sale of other household equipment in specialized stores	44	109,415	45,822	39,026	24,416	150
G476	Retail sale of cultural and recreation goods in specialized stores	s	s	s	s	s	s
G477	Retail sale of other goods in specialized stores	26	5,178	108	-	5,070	-
XIII - Caraga		118	57,788	24,307	28,591	4,890	-
G451	Sale of motor vehicles	6	11,008	1,639	6,529	2,839	-
G452	Maintenance and repair of motor vehicles	s	s	s	s	s	s
G454	Sale, maintenance and repair of motorcycles and related parts and accessories	6	-	-	-	-	-
G462	Wholesale of agricultural raw materials and live animals	s	s	s	s	s	s
G463	Wholesale of food, beverages and tobacco	15	25,211	15,487	9,719	4	-
G464	Wholesale of household goods	10	327	327	-	-	-
G465	Wholesale of machinery, equipment and supplies	3	359	359	-	-	-
G466	Other specialized wholesale	4	-	-	-	-	-
G471	Retail sale in non-specialized stores	30	16,828	3,663	11,906	1,259	-
G472	Retail sale of food, beverages and tobacco in specialized stores	5	-	-	-	-	-
G473	Retail sale of automotive fuel in specialized stores	7	-	-	-	-	-
G474	Retail sale of information and communications equipment in specialized stores	s	s	s	s	s	s
G475	Retail sale of other household equipment in specialized stores	15	-	-	-	-	-
G477	Retail sale of other goods in specialized stores	12	2,362	1,926	436	-	-

Continued

TABLE 6a.2 --Concluded

2009 PSIC Code	Region/ Industry Description	Number of Establishments	Capital Expenditures for Tangible Fixed Assets by Mode of Acquisition				
			Total	New Tangible Fixed Assets	Major Alteration and Improvements on Tangible Fixed Assets	Land and Used Tangible Fixed Assets	Tangible Fixed Assets Produced on Own Account
		(1)	(2)	(3)	(4)	(5)	(6)
	ARMM	11	2,548	250	2,298	-	-
G462	Wholesale of agricultural raw materials and live animals	s	s	s	s	s	s
G463	Wholesale of food, beverages and tobacco	s	s	s	s	s	s
G466	Other specialized wholesale	s	s	s	s	s	s
G471	Retail sale in non-specialized stores	6	2,548	250	2,298	-	-
G473	Retail sale of automotive fuel in specialized stores	s	s	s	s	s	s

TABLE 7a Number of Establishments and Capital Expenditures for Intangible Assets by Type for Wholesale and Retail Trade; Repair of Motor Vehicles and Motorcycles Establishments with Total Employment of 20 and Over by Region and Industry Group: Philippines, 2017

(Values are in thousand pesos, except number of establishments. Details may not add-up to total due to rounding and/or statistical disclosure control.)

2009 PSIC Code	Region/ Industry Description	Number of Establishments	Capital Expenditures of Intangible Assets					
			Total	Intangible Non-Produced Assets	Computer Software and Databases	Entertainment, Literary and Artistic Originals	Research and Development	Other Intangible Assets
		(1)	(2)	(3)	(4)	(5)	(6)	(7)
	PHILIPPINES	8,301	212,511	47,781	164,201	-	-	529
G451	Sale of motor vehicles	360	3,495	1,558	1,760	-	-	177
G452	Maintenance and repair of motor vehicles	114	-	-	-	-	-	-
G453	Sale of motor vehicle parts and accessories	204	2,451	-	2,449	-	-	2
G454	Sale, maintenance and repair of motorcycles and related parts and accessories	200	-	-	-	-	-	-
G461	Wholesale on a fee or contract basis	58	-	-	-	-	-	-
G462	Wholesale of agricultural raw materials and live animals	125	-	-	-	-	-	-
G463	Wholesale of food, beverages and tobacco	805	9,214	-	9,214	-	-	-
G464	Wholesale of household goods	855	86,338	35,289	51,035	-	-	13
G465	Wholesale of machinery, equipment and supplies	484	35,194	1,166	33,958	-	-	70
G466	Other specialized wholesale	544	29,163	7,530	21,633	-	-	-
G469	Non-specialized wholesale trade	15	-	-	-	-	-	-
G471	Retail sale in non-specialized stores	1,532	21,493	2,238	19,255	-	-	-
G472	Retail sale of food, beverages and tobacco in specialized stores	151	197	-	197	-	-	-
G473	Retail sale of automotive fuel in specialized stores	435	2,409	-	2,409	-	-	-
G474	Retail sale of information and communications equipment in specialized stores	151	520	-	520	-	-	-
G475	Retail sale of other household equipment in specialized stores	1,102	13,598	-	13,598	-	-	-
G476	Retail sale of cultural and recreation goods in specialized stores	116	23	-	23	-	-	-
G477	Retail sale of other goods in specialized stores	1,032	4,727	-	4,461	-	-	267
G479	Retail trade not in stores, stalls or markets	18	3,690	-	3,690	-	-	-
	NCR	3,401	155,642	38,013	117,106	-	-	523
G451	Sale of motor vehicles	152	2,920	1,558	1,189	-	-	173
G452	Maintenance and repair of motor vehicles	60	-	-	-	-	-	-
G453	Sale of motor vehicle parts and accessories	110	1,498	-	1,498	-	-	-
G454	Sale, maintenance and repair of motorcycles and related parts and accessories	32	-	-	-	-	-	-
G461	Wholesale on a fee or contract basis	34	-	-	-	-	-	-
G462	Wholesale of agricultural raw materials and live animals	31	-	-	-	-	-	-
G463	Wholesale of food, beverages and tobacco	205	9,165	-	9,165	-	-	-
G464	Wholesale of household goods	584	83,438	35,289	48,136	-	-	13
G465	Wholesale of machinery, equipment and supplies	378	20,968	1,166	19,732	-	-	70
G466	Other specialized wholesale	304	6,148	-	6,148	-	-	-

Continued

TABLE 7a --Continued

2009 PSIC Code	Region/ Industry Description	Number of Establishments	Capital Expenditures of Intangible Assets					
			Total	Intangible Non-Produced Assets	Computer Software and Databases	Enterntainment, Literary and Artistic Originals	Research and Development	Other Intangible Assets
		(1)	(2)	(3)	(4)	(5)	(6)	(7)
G469	Non-specialized wholesale trade	12	-	-	-	-	-	-
G471	Retail sale in non-specialized stores	308	11,988	-	11,988	-	-	-
G472	Retail sale of food, beverages and tobacco in specialized stores	59	191	-	191	-	-	-
G473	Retail sale of automotive fuel in specialized stores	142	2,409	-	2,409	-	-	-
G474	Retail sale of information and communications equipment in specialized stores	84	520	-	520	-	-	-
G475	Retail sale of other household equipment in specialized stores	326	8,880	-	8,880	-	-	-
G476	Retail sale of cultural and recreation goods in specialized stores	76	23	-	23	-	-	-
G477	Retail sale of other goods in specialized stores	489	3,803	-	3,536	-	-	267
G479	Retail trade not in stores, stalls or markets	15	3,690	-	3,690	-	-	-
CAR		71	42	-	42	-	-	-
G451	Sale of motor vehicles	s	s	s	s	s	s	s
G453	Sale of motor vehicle parts and accessories	s	s	s	s	s	s	s
G454	Sale, maintenance and repair of motorcycles and related parts and accessories	s	s	s	s	s	s	s
G462	Wholesale of agricultural raw materials and live animals	s	s	s	s	s	s	s
G463	Wholesale of food, beverages and tobacco	10	11	-	11	-	-	-
G464	Wholesale of household goods	s	s	s	s	s	s	s
G465	Wholesale of machinery, equipment and supplies	s	s	s	s	s	s	s
G466	Other specialized wholesale	s	s	s	s	s	s	s
G471	Retail sale in non-specialized stores	28	32	-	32	-	-	-
G473	Retail sale of automotive fuel in specialized stores	7	-	-	-	-	-	-
G474	Retail sale of information and communications equipment in specialized stores	s	s	s	s	s	s	s
G475	Retail sale of other household equipment in specialized stores	5	-	-	-	-	-	-
G477	Retail sale of other goods in specialized stores	9	-	-	-	-	-	-
I - Ilocos		265	743	-	743	-	-	-
G451	Sale of motor vehicles	10	-	-	-	-	-	-
G452	Maintenance and repair of motor vehicles	s	s	s	s	s	s	s
G453	Sale of motor vehicle parts and accessories	7	-	-	-	-	-	-
G454	Sale, maintenance and repair of motorcycles and related parts and accessories	14	-	-	-	-	-	-
G462	Wholesale of agricultural raw materials and live animals	s	s	s	s	s	s	s
G463	Wholesale of food, beverages and tobacco	42	-	-	-	-	-	-

Continued

TABLE 7a --Continued

2009 PSIC Code	Region/ Industry Description	Number of Establishments	Capital Expenditures of Intangible Assets					
			Total	Intangible Non-Produced Assets	Computer Software and Databases	Enterntainment, Literary and Artistic Originals	Research and Development	Other Intangible Assets
		(1)	(2)	(3)	(4)	(5)	(6)	(7)
G464	Wholesale of household goods	11	-	-	-	-	-	-
G466	Other specialized wholesale	8	-	-	-	-	-	-
G471	Retail sale in non-specialized stores	77	-	-	-	-	-	-
G472	Retail sale of food, beverages and tobacco in specialized stores	4	-	-	-	-	-	-
G473	Retail sale of automotive fuel in specialized stores	10	-	-	-	-	-	-
G474	Retail sale of information and communications equipment in specialized stores	5	-	-	-	-	-	-
G475	Retail sale of other household equipment in specialized stores	38	743	-	743	-	-	-
G476	Retail sale of cultural and recreation goods in specialized stores	4	-	-	-	-	-	-
G477	Retail sale of other goods in specialized stores	31	-	-	-	-	-	-
II - Cagayan Valley		151	459	-	459	-	-	-
G451	Sale of motor vehicles	6	-	-	-	-	-	-
G453	Sale of motor vehicle parts and accessories	s	s	s	s	s	s	s
G454	Sale, maintenance and repair of motorcycles and related parts and accessories	8	-	-	-	-	-	-
G462	Wholesale of agricultural raw materials and live animals	17	-	-	-	-	-	-
G463	Wholesale of food, beverages and tobacco	28	-	-	-	-	-	-
G464	Wholesale of household goods	7	-	-	-	-	-	-
G465	Wholesale of machinery, equipment and supplies	s	s	s	s	s	s	s
G466	Other specialized wholesale	3	-	-	-	-	-	-
G471	Retail sale in non-specialized stores	26	-	-	-	-	-	-
G472	Retail sale of food, beverages and tobacco in specialized stores	3	-	-	-	-	-	-
G473	Retail sale of automotive fuel in specialized stores	8	-	-	-	-	-	-
G474	Retail sale of information and communications equipment in specialized stores	s	s	s	s	s	s	s
G475	Retail sale of other household equipment in specialized stores	18	459	-	459	-	-	-
G476	Retail sale of cultural and recreation goods in specialized stores	s	s	s	s	s	s	s
G477	Retail sale of other goods in specialized stores	21	-	-	-	-	-	-
III - Central Luzon		628	4,907	-	4,907	-	-	-
G451	Sale of motor vehicles	39	475	-	475	-	-	-
G452	Maintenance and repair of motor vehicles	7	-	-	-	-	-	-
G453	Sale of motor vehicle parts and accessories	5	-	-	-	-	-	-

Continued

TABLE 7a --Continued

2009 PSIC Code	Region/ Industry Description	Number of Establishments	Capital Expenditures of Intangible Assets					
			Total	Intangible Non-Produced Assets	Computer Software and Databases	Entertainment, Literary and Artistic Originals	Research and Development	Other Intangible Assets
		(1)	(2)	(3)	(4)	(5)	(6)	(7)
G454	Sale, maintenance and repair of motorcycles and related parts and accessories	20	-	-	-	-	-	-
G461	Wholesale on a fee or contract basis	s	s	s	s	s	s	s
G462	Wholesale of agricultural raw materials and live animals	15	-	-	-	-	-	-
G463	Wholesale of food, beverages and tobacco	67	-	-	-	-	-	-
G464	Wholesale of household goods	32	129	-	129	-	-	-
G465	Wholesale of machinery, equipment and supplies	5	-	-	-	-	-	-
G466	Other specialized wholesale	38	290	-	290	-	-	-
G469	Non-specialized wholesale trade	s	s	s	s	s	s	s
G471	Retail sale in non-specialized stores	177	2,276	-	2,276	-	-	-
G472	Retail sale of food, beverages and tobacco in specialized stores	10	-	-	-	-	-	-
G473	Retail sale of automotive fuel in specialized stores	51	-	-	-	-	-	-
G474	Retail sale of information and communications equipment in specialized stores	5	-	-	-	-	-	-
G475	Retail sale of other household equipment in specialized stores	84	1,727	-	1,727	-	-	-
G476	Retail sale of cultural and recreation goods in specialized stores	6	-	-	-	-	-	-
G477	Retail sale of other goods in specialized stores	63	11	-	11	-	-	-
IVA - CALABARZON		875	21,466	-	21,466	-	-	-
G451	Sale of motor vehicles	35	-	-	-	-	-	-
G452	Maintenance and repair of motor vehicles	17	-	-	-	-	-	-
G453	Sale of motor vehicle parts and accessories	16	832	-	832	-	-	-
G454	Sale, maintenance and repair of motorcycles and related parts and accessories	21	-	-	-	-	-	-
G461	Wholesale on a fee or contract basis	s	s	s	s	s	s	s
G462	Wholesale of agricultural raw materials and live animals	3	-	-	-	-	-	-
G463	Wholesale of food, beverages and tobacco	78	-	-	-	-	-	-
G464	Wholesale of household goods	37	-	-	-	-	-	-
G465	Wholesale of machinery, equipment and supplies	30	13,816	-	13,816	-	-	-
G466	Other specialized wholesale	57	3,775	-	3,775	-	-	-
G469	Non-specialized wholesale trade	s	s	s	s	s	s	s
G471	Retail sale in non-specialized stores	234	1,125	-	1,125	-	-	-
G472	Retail sale of food, beverages and tobacco in specialized stores	14	-	-	-	-	-	-
G473	Retail sale of automotive fuel in specialized stores	82	-	-	-	-	-	-
G474	Retail sale of information and communications equipment in specialized stores	7	-	-	-	-	-	-

Continued

TABLE 7a --Continued

2009 PSIC Code	Region/ Industry Description	Number of Establishments	Capital Expenditures of Intangible Assets					
			Total	Intangible Non-Produced Assets	Computer Software and Databases	Enterntainment, Literary and Artistic Originals	Research and Development	Other Intangible Assets
			(1)	(2)	(3)	(4)	(5)	(6)
G475	Retail sale of other household equipment in specialized stores	131	1,177	-	1,177	-	-	-
G476	Retail sale of cultural and recreation goods in specialized stores	s	s	s	s	s	s	s
G477	Retail sale of other goods in specialized stores	108	742	-	742	-	-	-
IVB - MIMAROPA		108	-	-	-	-	-	-
G451	Sale of motor vehicles	s	s	s	s	s	s	s
G453	Sale of motor vehicle parts and accessories	s	s	s	s	s	s	s
G454	Sale, maintenance and repair of motorcycles and related parts and accessories	8	-	-	-	-	-	-
G462	Wholesale of agricultural raw materials and live animals	11	-	-	-	-	-	-
G463	Wholesale of food, beverages and tobacco	30	-	-	-	-	-	-
G464	Wholesale of household goods	s	s	s	s	s	s	s
G466	Other specialized wholesale	s	s	s	s	s	s	s
G471	Retail sale in non-specialized stores	30	-	-	-	-	-	-
G472	Retail sale of food, beverages and tobacco in specialized stores	s	s	s	s	s	s	s
G473	Retail sale of automotive fuel in specialized stores	3	-	-	-	-	-	-
G474	Retail sale of information and communications equipment in specialized stores	3	-	-	-	-	-	-
G475	Retail sale of other household equipment in specialized stores	10	-	-	-	-	-	-
G477	Retail sale of other goods in specialized stores	6	-	-	-	-	-	-
V - Bicol		244	227	-	227	-	-	-
G451	Sale of motor vehicles	3	12	-	12	-	-	-
G452	Maintenance and repair of motor vehicles	s	s	s	s	s	s	s
G453	Sale of motor vehicle parts and accessories	s	s	s	s	s	s	s
G454	Sale, maintenance and repair of motorcycles and related parts and accessories	7	-	-	-	-	-	-
G461	Wholesale on a fee or contract basis	s	s	s	s	s	s	s
G462	Wholesale of agricultural raw materials and live animals	4	-	-	-	-	-	-
G463	Wholesale of food, beverages and tobacco	49	-	-	-	-	-	-
G464	Wholesale of household goods	17	189	-	189	-	-	-
G465	Wholesale of machinery, equipment and supplies	s	s	s	s	s	s	s
G466	Other specialized wholesale	4	-	-	-	-	-	-
G471	Retail sale in non-specialized stores	66	27	-	27	-	-	-

Continued

TABLE 7a --Continued

2009 PSIC Code	Region/ Industry Description	Number of Establishments	Capital Expenditures of Intangible Assets					
			Total	Intangible Non-Produced Assets	Computer Software and Databases	Enterntainment, Literary and Artistic Originals	Research and Development	Other Intangible Assets
		(1)	(2)	(3)	(4)	(5)	(6)	(7)
G472	Retail sale of food, beverages and tobacco in specialized stores	s	s	s	s	s	s	s
G473	Retail sale of automotive fuel in specialized stores	6	-	-	-	-	-	-
G474	Retail sale of information and communications equipment in specialized stores	3	-	-	-	-	-	-
G475	Retail sale of other household equipment in specialized stores	26	-	-	-	-	-	-
G476	Retail sale of cultural and recreation goods in specialized stores	s	s	s	s	s	s	s
G477	Retail sale of other goods in specialized stores	50	-	-	-	-	-	-
VI - Western Visayas		454	2,635	2,238	397	-	-	-
G451	Sale of motor vehicles	21	-	-	-	-	-	-
G452	Maintenance and repair of motor vehicles	4	-	-	-	-	-	-
G453	Sale of motor vehicle parts and accessories	6	-	-	-	-	-	-
G454	Sale, maintenance and repair of motorcycles and related parts and accessories	18	-	-	-	-	-	-
G462	Wholesale of agricultural raw materials and live animals	s	s	s	s	s	s	s
G463	Wholesale of food, beverages and tobacco	60	1	-	1	-	-	-
G464	Wholesale of household goods	24	-	-	-	-	-	-
G465	Wholesale of machinery, equipment and supplies	6	2	-	2	-	-	-
G466	Other specialized wholesale	11	-	-	-	-	-	-
G471	Retail sale in non-specialized stores	115	2,627	2,238	389	-	-	-
G472	Retail sale of food, beverages and tobacco in specialized stores	10	6	-	6	-	-	-
G473	Retail sale of automotive fuel in specialized stores	15	-	-	-	-	-	-
G474	Retail sale of information and communications equipment in specialized stores	7	-	-	-	-	-	-
G475	Retail sale of other household equipment in specialized stores	97	-	-	-	-	-	-
G476	Retail sale of cultural and recreation goods in specialized stores	s	s	s	s	s	s	s
G477	Retail sale of other goods in specialized stores	57	-	-	-	-	-	-
VII - Central Visayas		710	7,323	3,219	4,105	-	-	-
G451	Sale of motor vehicles	44	-	-	-	-	-	-
G452	Maintenance and repair of motor vehicles	8	-	-	-	-	-	-
G453	Sale of motor vehicle parts and accessories	21	-	-	-	-	-	-
G454	Sale, maintenance and repair of motorcycles and related parts and accessories	28	-	-	-	-	-	-

Continued

TABLE 7a --Continued

2009 PSIC Code	Region/ Industry Description	Number of Establishments	Capital Expenditures of Intangible Assets					
			Total	Intangible Non-Produced Assets	Computer Software and Databases	Entertainment, Literary and Artistic Originals	Research and Development	Other Intangible Assets
			(1)	(2)	(3)	(4)	(5)	(6)
G461	Wholesale on a fee or contract basis	7	-	-	-	-	-	-
G462	Wholesale of agricultural raw materials and live animals	7	-	-	-	-	-	-
G463	Wholesale of food, beverages and tobacco	58	34	-	34	-	-	-
G464	Wholesale of household goods	51	2,455	-	2,455	-	-	-
G465	Wholesale of machinery, equipment and supplies	32	407	-	407	-	-	-
G466	Other specialized wholesale	54	3,219	3,219	-	-	-	-
G469	Non-specialized wholesale trade	s	s	s	s	s	s	s
G471	Retail sale in non-specialized stores	126	838	-	838	-	-	-
G472	Retail sale of food, beverages and tobacco in specialized stores	16	-	-	-	-	-	-
G473	Retail sale of automotive fuel in specialized stores	43	-	-	-	-	-	-
G474	Retail sale of information and communications equipment in specialized stores	19	-	-	-	-	-	-
G475	Retail sale of other household equipment in specialized stores	118	371	-	371	-	-	-
G476	Retail sale of cultural and recreation goods in specialized stores	11	-	-	-	-	-	-
G477	Retail sale of other goods in specialized stores	64	-	-	-	-	-	-
G479	Retail trade not in stores, stalls or markets	s	s	s	s	s	s	s
VIII - Eastern Visayas		158	187	-	187	-	-	-
G451	Sale of motor vehicles	3	-	-	-	-	-	-
G452	Maintenance and repair of motor vehicles	s	s	s	s	s	s	s
G453	Sale of motor vehicle parts and accessories	s	s	s	s	s	s	s
G454	Sale, maintenance and repair of motorcycles and related parts and accessories	5	-	-	-	-	-	-
G461	Wholesale on a fee or contract basis	s	s	s	s	s	s	s
G462	Wholesale of agricultural raw materials and live animals	6	-	-	-	-	-	-
G463	Wholesale of food, beverages and tobacco	33	-	-	-	-	-	-
G464	Wholesale of household goods	9	112	-	112	-	-	-
G466	Other specialized wholesale	4	-	-	-	-	-	-
G471	Retail sale in non-specialized stores	39	-	-	-	-	-	-
G472	Retail sale of food, beverages and tobacco in specialized stores	s	s	s	s	s	s	s
G473	Retail sale of automotive fuel in specialized stores	9	-	-	-	-	-	-
G474	Retail sale of information and communications equipment in specialized stores	s	s	s	s	s	s	s
G475	Retail sale of other household equipment in specialized stores	34	75	-	75	-	-	-
G477	Retail sale of other goods in specialized stores	10	-	-	-	-	-	-

Continued

TABLE 7a --Continued

2009 PSIC Code	Region/ Industry Description	Number of Establishments	Capital Expenditures of Intangible Assets					
			Total	Intangible Non-Produced Assets	Computer Software and Databases	Enterntainment, Literary and Artistic Originals	Research and Development	Other Intangible Assets
		(1)	(2)	(3)	(4)	(5)	(6)	(7)
	IX - Zamboanga Peninsula	159	-	-	-	-	-	-
G451	Sale of motor vehicles	s	s	s	s	s	s	s
G453	Sale of motor vehicle parts and accessories	s	s	s	s	s	s	s
G454	Sale, maintenance and repair of motorcycles and related parts and accessories	5	-	-	-	-	-	-
G461	Wholesale on a fee or contract basis	3	-	-	-	-	-	-
G462	Wholesale of agricultural raw materials and live animals	5	-	-	-	-	-	-
G463	Wholesale of food, beverages and tobacco	19	-	-	-	-	-	-
G464	Wholesale of household goods	13	-	-	-	-	-	-
G465	Wholesale of machinery, equipment and supplies	s	s	s	s	s	s	s
G466	Other specialized wholesale	4	-	-	-	-	-	-
G471	Retail sale in non-specialized stores	51	-	-	-	-	-	-
G472	Retail sale of food, beverages and tobacco in specialized stores	6	-	-	-	-	-	-
G473	Retail sale of automotive fuel in specialized stores	5	-	-	-	-	-	-
G475	Retail sale of other household equipment in specialized stores	25	-	-	-	-	-	-
G476	Retail sale of cultural and recreation goods in specialized stores	s	s	s	s	s	s	s
G477	Retail sale of other goods in specialized stores	17	-	-	-	-	-	-
	X - Northern Mindanao	286	2,796	-	2,789	-	-	6
G451	Sale of motor vehicles	17	89	-	85	-	-	4
G452	Maintenance and repair of motor vehicles	s	s	s	s	s	s	s
G453	Sale of motor vehicle parts and accessories	11	122	-	120	-	-	2
G454	Sale, maintenance and repair of motorcycles and related parts and accessories	7	-	-	-	-	-	-
G462	Wholesale of agricultural raw materials and live animals	6	-	-	-	-	-	-
G463	Wholesale of food, beverages and tobacco	37	1	-	1	-	-	-
G464	Wholesale of household goods	21	-	-	-	-	-	-
G465	Wholesale of machinery, equipment and supplies	6	-	-	-	-	-	-
G466	Other specialized wholesale	16	1,797	-	1,797	-	-	-
G471	Retail sale in non-specialized stores	61	615	-	615	-	-	-
G472	Retail sale of food, beverages and tobacco in specialized stores	7	-	-	-	-	-	-
G473	Retail sale of automotive fuel in specialized stores	15	-	-	-	-	-	-
G474	Retail sale of information and communications equipment in specialized stores	3	-	-	-	-	-	-

Continued

TABLE 7a --Continued

2009 PSIC Code	Region/ Industry Description	Number of Establishments	Capital Expenditures of Intangible Assets					
			Total	Intangible Non-Produced Assets	Computer Software and Databases	Entertainment, Literary and Artistic Originals	Research and Development	Other Intangible Assets
			(1)	(2)	(3)	(4)	(5)	(6)
G475	Retail sale of other household equipment in specialized stores	49	-	-	-	-	-	-
G476	Retail sale of cultural and recreation goods in specialized stores	s	s	s	s	s	s	s
G477	Retail sale of other goods in specialized stores	25	172	-	172	-	-	-
XI - Davao		443	14,186	4,311	9,875	-	-	-
G451	Sale of motor vehicles	14	-	-	-	-	-	-
G452	Maintenance and repair of motor vehicles	11	-	-	-	-	-	-
G453	Sale of motor vehicle parts and accessories	13	-	-	-	-	-	-
G454	Sale, maintenance and repair of motorcycles and related parts and accessories	13	-	-	-	-	-	-
G461	Wholesale on a fee or contract basis	7	-	-	-	-	-	-
G462	Wholesale of agricultural raw materials and live animals	4	-	-	-	-	-	-
G463	Wholesale of food, beverages and tobacco	38	1	-	1	-	-	-
G464	Wholesale of household goods	26	-	-	-	-	-	-
G465	Wholesale of machinery, equipment and supplies	17	2	-	2	-	-	-
G466	Other specialized wholesale	31	13,933	4,311	9,622	-	-	-
G471	Retail sale in non-specialized stores	103	250	-	250	-	-	-
G472	Retail sale of food, beverages and tobacco in specialized stores	5	-	-	-	-	-	-
G473	Retail sale of automotive fuel in specialized stores	21	-	-	-	-	-	-
G474	Retail sale of information and communications equipment in specialized stores	7	-	-	-	-	-	-
G475	Retail sale of other household equipment in specialized stores	82	-	-	-	-	-	-
G476	Retail sale of cultural and recreation goods in specialized stores	6	-	-	-	-	-	-
G477	Retail sale of other goods in specialized stores	44	-	-	-	-	-	-
G479	Retail trade not in stores, stalls or markets	s	s	s	s	s	s	s
XII - SOCCSKSARGEN		219	1,898	-	1,898	-	-	-
G451	Sale of motor vehicles	5	-	-	-	-	-	-
G452	Maintenance and repair of motor vehicles	s	s	s	s	s	s	s
G453	Sale of motor vehicle parts and accessories	5	-	-	-	-	-	-
G454	Sale, maintenance and repair of motorcycles and related parts and accessories	7	-	-	-	-	-	-
G462	Wholesale of agricultural raw materials and live animals	7	-	-	-	-	-	-
G463	Wholesale of food, beverages and tobacco	35	1	-	1	-	-	-
G464	Wholesale of household goods	10	16	-	16	-	-	-

Continued

TABLE 7a --Continued

2009 PSIC Code	Region/ Industry Description	Number of Establishments	Capital Expenditures of Intangible Assets					
			Total	Intangible Non-Produced Assets	Computer Software and Databases	Entertainment, Literary and Artistic Originals	Research and Development	Other Intangible Assets
		(1)	(2)	(3)	(4)	(5)	(6)	(7)
G465	Wholesale of machinery, equipment and supplies	s	s	s	s	s	s	s
G466	Other specialized wholesale	s	s	s	s	s	s	s
G471	Retail sale in non-specialized stores	55	1,715	-	1,715	-	-	-
G472	Retail sale of food, beverages and tobacco in specialized stores	7	-	-	-	-	-	-
G473	Retail sale of automotive fuel in specialized stores	10	-	-	-	-	-	-
G474	Retail sale of information and communications equipment in specialized stores	s	s	s	s	s	s	s
G475	Retail sale of other household equipment in specialized stores	44	167	-	167	-	-	-
G476	Retail sale of cultural and recreation goods in specialized stores	s	s	s	s	s	s	s
G477	Retail sale of other goods in specialized stores	26	-	-	-	-	-	-
XIII - Caraga		118	-	-	-	-	-	-
G451	Sale of motor vehicles	6	-	-	-	-	-	-
G452	Maintenance and repair of motor vehicles	s	s	s	s	s	s	s
G454	Sale, maintenance and repair of motorcycles and related parts and accessories	6	-	-	-	-	-	-
G462	Wholesale of agricultural raw materials and live animals	s	s	s	s	s	s	s
G463	Wholesale of food, beverages and tobacco	15	-	-	-	-	-	-
G464	Wholesale of household goods	10	-	-	-	-	-	-
G465	Wholesale of machinery, equipment and supplies	3	-	-	-	-	-	-
G466	Other specialized wholesale	4	-	-	-	-	-	-
G471	Retail sale in non-specialized stores	30	-	-	-	-	-	-
G472	Retail sale of food, beverages and tobacco in specialized stores	5	-	-	-	-	-	-
G473	Retail sale of automotive fuel in specialized stores	7	-	-	-	-	-	-
G474	Retail sale of information and communications equipment in specialized stores	s	s	s	s	s	s	s
G475	Retail sale of other household equipment in specialized stores	15	-	-	-	-	-	-
G477	Retail sale of other goods in specialized stores	12	-	-	-	-	-	-

Continued

TABLE 7a --Concluded

2009 PSIC Code	Region/ Industry Description	Number of Establishments	Capital Expenditures of Intangible Assets					
			Total	Intangible Non-Produced Assets	Computer Software and Databases	Enterntainment, Literary and Artistic Originals	Research and Development	Other Intangible Assets
		(1)	(2)	(3)	(4)	(5)	(6)	(7)
	ARMM	11	-	-	-	-	-	-
G462	Wholesale of agricultural raw materials and live animals	S	S	S	S	S	S	S
G463	Wholesale of food, beverages and tobacco	S	S	S	S	S	S	S
G466	Other specialized wholesale	S	S	S	S	S	S	S
G471	Retail sale in non-specialized stores	6	-	-	-	-	-	-
G473	Retail sale of automotive fuel in specialized stores	S	S	S	S	S	S	S

Continued

TABLE 8a Number of Establishments and Gross Addition to Tangible Fixed Assets for Wholesale and Retail Trade; Repair of Motor Vehicles and Motorcycles Establishments with Total Employment of 20 and Over by Region and Industry Group: Philippines, 2017

(Values are in thousand pesos, except number of establishments. Details may not add-up to total due to rounding and/or statistical disclosure control.)

2009 PSIC Code	Region/ Industry Description	Number of Establishments	Gross Additions	Capital Expenditures	Sale of Tangible Fixed Assets
		(1)	(2)	(3)	(4)
	PHILIPPINES	8,301	26,829,531	27,856,454	1,026,923
G451	Sale of motor vehicles	360	1,917,264	1,956,360	39,095
G452	Maintenance and repair of motor vehicles	114	27,869	27,869	
G453	Sale of motor vehicle parts and accessories	204	276,810	276,810	-
G454	Sale, maintenance and repair of motorcycles and related parts and accessories	200	57,999	58,144	145
G461	Wholesale on a fee or contract basis	58	19,044	21,297	2,253
G462	Wholesale of agricultural raw materials and live animals	125	207,896	234,972	27,076
G463	Wholesale of food, beverages and tobacco	805	1,753,301	1,768,740	15,439
G464	Wholesale of household goods	855	3,049,434	3,390,122	340,688
G465	Wholesale of machinery, equipment and supplies	484	2,510,245	2,579,883	69,637
G466	Other specialized wholesale	544	4,349,604	4,400,032	50,427
G469	Non-specialized wholesale trade	15	1,565	1,565	-
G471	Retail sale in non-specialized stores	1,532	7,716,739	7,739,309	22,570
G472	Retail sale of food, beverages and tobacco in specialized stores	151	384,888	384,888	-
G473	Retail sale of automotive fuel in specialized stores	435	120,185	523,211	403,026
G474	Retail sale of information and communications equipment in specialized stores	151	186,840	186,840	-
G475	Retail sale of other household equipment in specialized stores	1,102	2,790,056	2,792,480	2,425
G476	Retail sale of cultural and recreation goods in specialized stores	116	128,909	130,543	1,634
G477	Retail sale of other goods in specialized stores	1,032	1,261,741	1,313,019	51,278
G479	Retail trade not in stores, stalls or markets	18	69,142	70,371	1,229
	NCR	3,401	13,240,227	13,686,840	446,614
G451	Sale of motor vehicles	152	1,082,860	1,097,887	15,027
G452	Maintenance and repair of motor vehicles	60	525	525	-
G453	Sale of motor vehicle parts and accessories	110	202,262	202,262	-
G454	Sale, maintenance and repair of motorcycles and related parts and accessories	32	3,876	3,876	-
G461	Wholesale on a fee or contract basis	34	17,788	20,041	2,253
G462	Wholesale of agricultural raw materials and live animals	31	114,783	114,957	174
G463	Wholesale of food, beverages and tobacco	205	397,215	397,739	524
G464	Wholesale of household goods	584	2,759,022	3,054,910	295,888
G465	Wholesale of machinery, equipment and supplies	378	1,732,044	1,795,726	63,682
G466	Other specialized wholesale	304	1,944,553	1,964,314	19,761
G469	Non-specialized wholesale trade	12	433	433	-
G471	Retail sale in non-specialized stores	308	2,104,231	2,114,520	10,289

Continued

TABLE 8a --Continued

2009 PSIC Code	Region/ Industry Description	Number of Establishments	Gross Additions	Capital Expenditures	Sale of Tangible Fixed Assets
		(1)	(2)	(3)	(4)
G472	Retail sale of food, beverages and tobacco in specialized stores	59	295,376	295,376	-
G473	Retail sale of automotive fuel in specialized stores	142	5,943	5,943	-
G474	Retail sale of information and communications equipment in specialized stores	84	150,938	150,938	-
G475	Retail sale of other household equipment in specialized stores	326	1,346,742	1,346,823	81
G476	Retail sale of cultural and recreation goods in specialized stores	76	100,809	100,809	-
G477	Retail sale of other goods in specialized stores	489	912,070	949,776	37,706
G479	Retail trade not in stores, stalls or markets	15	68,757	69,986	1,229
	CAR	71	167,048	168,120	1,072
G451	Sale of motor vehicles	s	s	s	s
G453	Sale of motor vehicle parts and accessories	s	s	s	s
G454	Sale, maintenance and repair of motorcycles and related parts and accessories	s	s	s	s
G462	Wholesale of agricultural raw materials and live animals	s	s	s	s
G463	Wholesale of food, beverages and tobacco	10	35,036	35,125	89
G464	Wholesale of household goods	s	s	s	s
G465	Wholesale of machinery, equipment and supplies	s	s	s	s
G466	Other specialized wholesale	s	s	s	s
G471	Retail sale in non-specialized stores	28	111,108	112,090	983
G473	Retail sale of automotive fuel in specialized stores	7	17,874	17,874	-
G474	Retail sale of information and communications equipment in specialized stores	s	s	s	s
G475	Retail sale of other household equipment in specialized stores	5	98	98	-
G477	Retail sale of other goods in specialized stores	9	-	-	-
	I - Ilocos	265	268,460	277,370	8,910
G451	Sale of motor vehicles	10	7,863	7,863	-
G452	Maintenance and repair of motor vehicles	s	s	s	s
G453	Sale of motor vehicle parts and accessories	7	16,738	16,738	-
G454	Sale, maintenance and repair of motorcycles and related parts and accessories	14	-	-	-
G462	Wholesale of agricultural raw materials and live animals	s	s	s	s
G463	Wholesale of food, beverages and tobacco	42	12,424	12,424	-
G464	Wholesale of household goods	11	462	462	-
G466	Other specialized wholesale	8	14,318	14,318	-
G471	Retail sale in non-specialized stores	77	91,621	91,672	51
G472	Retail sale of food, beverages and tobacco in specialized stores	4	20,926	20,926	-

Continued

TABLE 8a --Continued

2009 PSIC Code	Region/ Industry Description	Number of Establishments	Gross Additions	Capital Expenditures	Sale of Tangible Fixed Assets
		(1)	(2)	(3)	(4)
G473	Retail sale of automotive fuel in specialized stores	10	-	-	-
G474	Retail sale of information and communications equipment in specialized stores	5	193	193	-
G475	Retail sale of other household equipment in specialized stores	38	107,797	107,797	-
G476	Retail sale of cultural and recreation goods in specialized stores	4	3,979	3,979	-
G477	Retail sale of other goods in specialized stores	31	(7,859)	1,000	8,859
II - Cagayan Valley		151	408,711	409,890	1,179
G451	Sale of motor vehicles	6	1,275	1,275	-
G453	Sale of motor vehicle parts and accessories	s	s	s	s
G454	Sale, maintenance and repair of motorcycles and related parts and accessories	8	1,414	1,532	117
G462	Wholesale of agricultural raw materials and live animals	17	7,165	7,165	-
G463	Wholesale of food, beverages and tobacco	28	88,151	88,346	195
G464	Wholesale of household goods	7	83,124	83,757	633
G465	Wholesale of machinery, equipment and supplies	s	s	s	s
G466	Other specialized wholesale	3	17,007	17,007	-
G471	Retail sale in non-specialized stores	26	64,118	64,118	-
G472	Retail sale of food, beverages and tobacco in specialized stores	3	-	-	-
G473	Retail sale of automotive fuel in specialized stores	8	15,119	15,119	-
G474	Retail sale of information and communications equipment in specialized stores	s	s	s	s
G475	Retail sale of other household equipment in specialized stores	18	114,982	114,982	-
G476	Retail sale of cultural and recreation goods in specialized stores	s	s	s	s
G477	Retail sale of other goods in specialized stores	21	1,486	1,486	-
III - Central Luzon		628	2,270,294	2,280,415	10,121
G451	Sale of motor vehicles	39	314,741	314,741	-
G452	Maintenance and repair of motor vehicles	7	17,971	17,971	-
G453	Sale of motor vehicle parts and accessories	5	5,401	5,401	-
G454	Sale, maintenance and repair of motorcycles and related parts and accessories	20	169	169	-
G461	Wholesale on a fee or contract basis	s	s	s	s
G462	Wholesale of agricultural raw materials and live animals	15	51,874	53,105	1,231
G463	Wholesale of food, beverages and tobacco	67	127,271	127,271	-
G464	Wholesale of household goods	32	23,768	28,058	4,290
G465	Wholesale of machinery, equipment and supplies	5	-	-	-
G466	Other specialized wholesale	38	226,273	228,538	2,265

Continued

TABLE 8a --Continued

2009 PSIC Code	Region/ Industry Description	Number of Establishments	Gross Additions	Capital Expenditures	Sale of Tangible Fixed Assets
		(1)	(2)	(3)	(4)
G469	Non-specialized wholesale trade	s	s	s	s
G471	Retail sale in non-specialized stores	177	1,268,573	1,269,036	463
G472	Retail sale of food, beverages and tobacco in specialized stores	10	7,760	7,760	-
G473	Retail sale of automotive fuel in specialized stores	51	-	-	-
G474	Retail sale of information and communications equipment in specialized stores	5	-	-	-
G475	Retail sale of other household equipment in specialized stores	84	201,410	201,410	-
G476	Retail sale of cultural and recreation goods in specialized stores	6	5,154	5,154	-
G477	Retail sale of other goods in specialized stores	63	18,247	20,119	1,872
IVA - CALABARZON		875	2,100,830	2,533,047	432,216
G451	Sale of motor vehicles	35	84,328	101,133	16,805
G452	Maintenance and repair of motor vehicles	17	3,679	3,679	-
G453	Sale of motor vehicle parts and accessories	16	2,632	2,632	-
G454	Sale, maintenance and repair of motorcycles and related parts and accessories	21	14,370	14,370	-
G461	Wholesale on a fee or contract basis	s	s	s	s
G462	Wholesale of agricultural raw materials and live animals	3	980	980	-
G463	Wholesale of food, beverages and tobacco	78	225,992	227,614	1,622
G464	Wholesale of household goods	37	76,298	86,549	10,250
G465	Wholesale of machinery, equipment and supplies	30	384,827	388,406	3,579
G466	Other specialized wholesale	57	130,381	131,878	1,496
G469	Non-specialized wholesale trade	s	s	s	s
G471	Retail sale in non-specialized stores	234	832,637	835,689	3,052
G472	Retail sale of food, beverages and tobacco in specialized stores	14	7,331	7,331	-
G473	Retail sale of automotive fuel in specialized stores	82	(6,037)	386,962	392,999
G474	Retail sale of information and communications equipment in specialized stores	7	-	-	-
G475	Retail sale of other household equipment in specialized stores	131	234,068	234,068	-
G476	Retail sale of cultural and recreation goods in specialized stores	s	s	s	s
G477	Retail sale of other goods in specialized stores	108	108,886	111,299	2,413
IVB - MIMAROPA		108	146,160	148,195	2,035
G451	Sale of motor vehicles	s	s	s	s
G453	Sale of motor vehicle parts and accessories	s	s	s	s
G454	Sale, maintenance and repair of motorcycles and related parts and accessories	8	-	-	-

Continued

TABLE 8a --Continued

2009 PSIC Code	Region/ Industry Description	Number of Establishments	Gross Additions	Capital Expenditures	Sale of Tangible Fixed Assets
		(1)	(2)	(3)	(4)
G462	Wholesale of agricultural raw materials and live animals	11	26,273	26,273	-
G463	Wholesale of food, beverages and tobacco	30	20,850	20,850	-
G464	Wholesale of household goods	s	s	s	s
G466	Other specialized wholesale	s	s	s	s
G471	Retail sale in non-specialized stores	30	43,303	43,303	-
G472	Retail sale of food, beverages and tobacco in specialized stores	s	s	s	s
G473	Retail sale of automotive fuel in specialized stores	3	21,142	21,142	-
G474	Retail sale of information and communications equipment in specialized stores	3	1,344	1,344	-
G475	Retail sale of other household equipment in specialized stores	10	23,181	25,175	1,994
G477	Retail sale of other goods in specialized stores	6	5,214	5,255	41
V - Bicol		244	312,101	313,559	1,459
G451	Sale of motor vehicles	3	25,302	25,947	645
G452	Maintenance and repair of motor vehicles	s	s	s	s
G453	Sale of motor vehicle parts and accessories	s	s	s	s
G454	Sale, maintenance and repair of motorcycles and related parts and accessories	7	-	-	-
G461	Wholesale on a fee or contract basis	s	s	s	s
G462	Wholesale of agricultural raw materials and live animals	4	-	-	-
G463	Wholesale of food, beverages and tobacco	49	144,007	144,007	-
G464	Wholesale of household goods	17	1,526	2,159	633
G465	Wholesale of machinery, equipment and supplies	s	s	s	s
G466	Other specialized wholesale	4	-	-	-
G471	Retail sale in non-specialized stores	66	138,428	138,608	180
G472	Retail sale of food, beverages and tobacco in specialized stores	s	s	s	s
G473	Retail sale of automotive fuel in specialized stores	6	2,550	2,550	-
G474	Retail sale of information and communications equipment in specialized stores	3	-	-	-
G475	Retail sale of other household equipment in specialized stores	26	101	101	-
G476	Retail sale of cultural and recreation goods in specialized stores	s	s	s	s
G477	Retail sale of other goods in specialized stores	50	44	44	-
VI - Western Visayas		454	944,674	975,626	30,952
G451	Sale of motor vehicles	21	2,093	2,093	-
G452	Maintenance and repair of motor vehicles	4	40	40	-
G453	Sale of motor vehicle parts and accessories	6	8,421	8,421	-

Continued

TABLE 8a --Continued

2009 PSIC Code	Region/ Industry Description	Number of Establishments	Gross Additions	Capital Expenditures	Sale of Tangible Fixed Assets
		(1)	(2)	(3)	(4)
G454	Sale, maintenance and repair of motorcycles and related parts and accessories	18	-	-	-
G462	Wholesale of agricultural raw materials and live animals	s	s	s	s
G463	Wholesale of food, beverages and tobacco	60	125,728	125,728	-
G464	Wholesale of household goods	24	20,592	31,922	11,330
G465	Wholesale of machinery, equipment and supplies	6	14,509	14,672	163
G466	Other specialized wholesale	11	19,961	38,977	19,016
G471	Retail sale in non-specialized stores	115	520,872	520,928	56
G472	Retail sale of food, beverages and tobacco in specialized stores	10	10,927	10,927	-
G473	Retail sale of automotive fuel in specialized stores	15	-	-	-
G474	Retail sale of information and communications equipment in specialized stores	7	-	-	-
G475	Retail sale of other household equipment in specialized stores	97	181,090	181,090	-
G476	Retail sale of cultural and recreation goods in specialized stores	s	s	s	s
G477	Retail sale of other goods in specialized stores	57	40,414	40,801	387
VII - Central Visayas		710	1,466,657	1,500,776	34,119
G451	Sale of motor vehicles	44	93,740	99,581	5,841
G452	Maintenance and repair of motor vehicles	8	-	-	-
G453	Sale of motor vehicle parts and accessories	21	2,468	2,468	-
G454	Sale, maintenance and repair of motorcycles and related parts and accessories	28	2,111	2,111	-
G461	Wholesale on a fee or contract basis	7	-	-	-
G462	Wholesale of agricultural raw materials and live animals	7	450	450	-
G463	Wholesale of food, beverages and tobacco	58	79,098	79,105	7
G464	Wholesale of household goods	51	26,427	41,696	15,268
G465	Wholesale of machinery, equipment and supplies	32	63,385	65,202	1,817
G466	Other specialized wholesale	54	292,147	292,993	846
G469	Non-specialized wholesale trade	s	s	s	s
G471	Retail sale in non-specialized stores	126	565,190	565,279	89
G472	Retail sale of food, beverages and tobacco in specialized stores	16	19,434	19,434	-
G473	Retail sale of automotive fuel in specialized stores	43	57,682	67,708	10,027
G474	Retail sale of information and communications equipment in specialized stores	19	34,366	34,366	-
G475	Retail sale of other household equipment in specialized stores	118	213,032	213,255	224
G476	Retail sale of cultural and recreation goods in specialized stores	11	-	-	-
G477	Retail sale of other goods in specialized stores	64	16,741	16,741	-
G479	Retail trade not in stores, stalls or markets	s	s	s	s

Continued

TABLE 8a --Continued

2009 PSIC Code	Region/ Industry Description	Number of Establishments	Gross Additions	Capital Expenditures	Sale of Tangible Fixed Assets
		(1)	(2)	(3)	(4)
VIII - Eastern Visayas		158	156,196	185,604	29,409
G451	Sale of motor vehicles	3	7,271	7,271	-
G452	Maintenance and repair of motor vehicles	s	s	s	s
G453	Sale of motor vehicle parts and accessories	s	s	s	s
G454	Sale, maintenance and repair of motorcycles and related parts and accessories	5	-	-	-
G461	Wholesale on a fee or contract basis	s	s	s	s
G462	Wholesale of agricultural raw materials and live animals	6	(25,672)	-	25,672
G463	Wholesale of food, beverages and tobacco	33	70,250	73,988	3,737
G464	Wholesale of household goods	9	4,632	4,632	-
G466	Other specialized wholesale	4	2,802	2,802	-
G471	Retail sale in non-specialized stores	39	48,723	48,723	-
G472	Retail sale of food, beverages and tobacco in specialized stores	s	s	s	s
G473	Retail sale of automotive fuel in specialized stores	9	-	-	-
G474	Retail sale of information and communications equipment in specialized stores	s	s	s	s
G475	Retail sale of other household equipment in specialized stores	34	48,175	48,175	-
G477	Retail sale of other goods in specialized stores	10	-	-	-
IX - Zamboanga Peninsula		159	193,457	193,485	28
G451	Sale of motor vehicles	s	s	s	s
G453	Sale of motor vehicle parts and accessories	s	s	s	s
G454	Sale, maintenance and repair of motorcycles and related parts and accessories	5	-	-	-
G461	Wholesale on a fee or contract basis	3	235	235	-
G462	Wholesale of agricultural raw materials and live animals	5	-	-	-
G463	Wholesale of food, beverages and tobacco	19	78,322	78,322	-
G464	Wholesale of household goods	13	8,067	8,067	-
G465	Wholesale of machinery, equipment and supplies	s	s	s	s
G466	Other specialized wholesale	4	970	970	-
G471	Retail sale in non-specialized stores	51	56,479	56,479	-
G472	Retail sale of food, beverages and tobacco in specialized stores	6	417	417	-
G473	Retail sale of automotive fuel in specialized stores	5	-	-	-
G475	Retail sale of other household equipment in specialized stores	25	48,855	48,884	28
G476	Retail sale of cultural and recreation goods in specialized stores	s	s	s	s
G477	Retail sale of other goods in specialized stores	17	-	-	-

Continued

TABLE 8a --Continued

2009 PSIC Code	Region/ Industry Description	Number of Establishments	Gross Additions	Capital Expenditures	Sale of Tangible Fixed Assets
		(1)	(2)	(3)	(4)
X - Northern Mindanao		286	1,566,821	1,574,112	7,290
G451	Sale of motor vehicles	17	18,540	19,318	778
G452	Maintenance and repair of motor vehicles	s	s	s	s
G453	Sale of motor vehicle parts and accessories	11	13,246	13,246	-
G454	Sale, maintenance and repair of motorcycles and related parts and accessories	7	3,434	3,461	28
G462	Wholesale of agricultural raw materials and live animals	6	-	-	-
G463	Wholesale of food, beverages and tobacco	37	93,558	93,558	-
G464	Wholesale of household goods	21	24,629	24,629	-
G465	Wholesale of machinery, equipment and supplies	6	187,094	187,094	-
G466	Other specialized wholesale	16	308,342	314,721	6,380
G471	Retail sale in non-specialized stores	61	675,495	675,601	105
G472	Retail sale of food, beverages and tobacco in specialized stores	7	12,144	12,144	-
G473	Retail sale of automotive fuel in specialized stores	15	-	-	-
G474	Retail sale of information and communications equipment in specialized stores	3	-	-	-
G475	Retail sale of other household equipment in specialized stores	49	77,161	77,161	-
G476	Retail sale of cultural and recreation goods in specialized stores	s	s	s	s
G477	Retail sale of other goods in specialized stores	25	151,736	151,736	-
XI - Davao		443	2,324,788	2,346,230	21,443
G451	Sale of motor vehicles	14	27,201	27,201	-
G452	Maintenance and repair of motor vehicles	11	4,148	4,148	-
G453	Sale of motor vehicle parts and accessories	13	6,101	6,101	-
G454	Sale, maintenance and repair of motorcycles and related parts and accessories	13	31,494	31,494	-
G461	Wholesale on a fee or contract basis	7	-	-	-
G462	Wholesale of agricultural raw materials and live animals	4	13,871	13,871	-
G463	Wholesale of food, beverages and tobacco	38	133,658	142,921	9,263
G464	Wholesale of household goods	26	14,472	16,867	2,395
G465	Wholesale of machinery, equipment and supplies	17	125,784	125,872	88
G466	Other specialized wholesale	31	1,392,413	1,393,076	663
G471	Retail sale in non-specialized stores	103	465,252	472,553	7,302
G472	Retail sale of food, beverages and tobacco in specialized stores	5	288	288	-
G473	Retail sale of automotive fuel in specialized stores	21	-	-	-
G474	Retail sale of information and communications equipment in specialized stores	7	-	-	-

Continued

TABLE 8a --Continued

2009 PSIC Code	Region/ Industry Description	Number of Establishments	Gross Additions	Capital Expenditures	Sale of Tangible Fixed Assets
		(1)	(2)	(3)	(4)
G475	Retail sale of other household equipment in specialized stores	82	83,949	84,047	98
G476	Retail sale of cultural and recreation goods in specialized stores	6	18,936	20,570	1,634
G477	Retail sale of other goods in specialized stores	44	7,221	7,221	-
G479	Retail trade not in stores, stalls or markets	s	s	s	s
XII - SOCCSKSARGEN		219	1,202,846	1,202,846	-
G451	Sale of motor vehicles	5	241,042	241,042	-
G452	Maintenance and repair of motor vehicles	s	s	s	s
G453	Sale of motor vehicle parts and accessories	5	6,879	6,879	-
G454	Sale, maintenance and repair of motorcycles and related parts and accessories	7	1,131	1,131	-
G462	Wholesale of agricultural raw materials and live animals	7	16,450	16,450	-
G463	Wholesale of food, beverages and tobacco	35	96,530	96,530	-
G464	Wholesale of household goods	10	3,324	3,324	-
G465	Wholesale of machinery, equipment and supplies	s	s	s	s
G466	Other specialized wholesale	s	s	s	s
G471	Retail sale in non-specialized stores	55	711,334	711,334	-
G472	Retail sale of food, beverages and tobacco in specialized stores	7	5,650	5,650	-
G473	Retail sale of automotive fuel in specialized stores	10	5,913	5,913	-
G474	Retail sale of information and communications equipment in specialized stores	s	s	s	s
G475	Retail sale of other household equipment in specialized stores	44	109,415	109,415	-
G476	Retail sale of cultural and recreation goods in specialized stores	s	s	s	s
G477	Retail sale of other goods in specialized stores	26	5,178	5,178	-
XIII - Caraga		118	57,713	57,788	76
G451	Sale of motor vehicles	6	11,008	11,008	-
G452	Maintenance and repair of motor vehicles	s	s	s	s
G454	Sale, maintenance and repair of motorcycles and related parts and accessories	6	-	-	-
G462	Wholesale of agricultural raw materials and live animals	s	s	s	s
G463	Wholesale of food, beverages and tobacco	15	25,211	25,211	-
G464	Wholesale of household goods	10	327	327	-
G465	Wholesale of machinery, equipment and supplies	3	283	359	76
G466	Other specialized wholesale	4	-	-	-
G471	Retail sale in non-specialized stores	30	16,828	16,828	-

Continued

TABLE 8a --Concluded

2009 PSIC Code	Region/ Industry Description	Number of Establishments	Gross Additions	Capital Expenditures	Sale of Tangible Fixed Assets
		(1)	(2)	(3)	(4)
G472	Retail sale of food, beverages and tobacco in specialized stores	5	-	-	-
G473	Retail sale of automotive fuel in specialized stores	7	-	-	-
G474	Retail sale of information and communications equipment in specialized stores	s	s	s	s
G475	Retail sale of other household equipment in specialized stores	15	-	-	-
G477	Retail sale of other goods in specialized stores	12	2,362	2,362	-
	ARMM	11	2,548	2,548	-
G462	Wholesale of agricultural raw materials and live animals	s	s	s	s
G463	Wholesale of food, beverages and tobacco	s	s	s	s
G466	Other specialized wholesale	s	s	s	s
G471	Retail sale in non-specialized stores	6	2,548	2,548	-
G473	Retail sale of automotive fuel in specialized stores	s	s	s	s

TABLE 8a.1 Number of Establishments and Sale of Tangible Fixed Assets by Type for Wholesale and Retail Trade; Repair of Motor Vehicles and Motorcycles Establishments with Total Employment of 20 and Over by Region and Industry Group: Philippines, 2017

(Values are in thousand pesos, except number of establishments. Details may not add-up to total due to rounding and/or statistical disclosure control.)

2009 PSIC Code	Region/ Industry Description	Number of Establishments	Sale of Tangible Fixed Assets				
			Total	Land	Buildings, Other Structures and Land Improvements	Transport Equipment	ICT Machinery and Equipment
		(1)	(2)	(3)	(4)	(5)	(6)
	PHILIPPINES	8,301	1,026,923	365,758	111,896	394,471	27,146
G451	Sale of motor vehicles	360	39,095	24	-	37,925	-
G452	Maintenance and repair of motor vehicles	114	-	-	-	-	-
G453	Sale of motor vehicle parts and accessories	204	-	-	-	-	-
G454	Sale, maintenance and repair of motorcycles and related parts and accessories	200	145	-	-	145	-
G461	Wholesale on a fee or contract basis	58	2,253	-	-	-	-
G462	Wholesale of agricultural raw materials and live animals	125	27,076	-	-	27,076	-
G463	Wholesale of food, beverages and tobacco	805	15,439	-	1,490	10,441	54
G464	Wholesale of household goods	855	340,688	11,021	3,129	255,854	4,570
G465	Wholesale of machinery, equipment and supplies	484	69,637	15,813	-	26,310	16,666
G466	Other specialized wholesale	544	50,427	15,179	6,175	22,943	2,036
G469	Non-specialized wholesale trade	15	-	-	-	-	-
G471	Retail sale in non-specialized stores	1,532	22,570	-	15,211	2,512	2,498
G472	Retail sale of food, beverages and tobacco in specialized stores	151	-	-	-	-	-
G473	Retail sale of automotive fuel in specialized stores	435	403,026	313,696	80,721	1,457	93
G474	Retail sale of information and communications equipment in specialized stores	151	-	-	-	-	-
G475	Retail sale of other household equipment in specialized stores	1,102	2,425	1,994	-	431	-
G476	Retail sale of cultural and recreation goods in specialized stores	116	1,634	-	-	1,634	-
G477	Retail sale of other goods in specialized stores	1,032	51,278	8,031	5,170	7,742	-
G479	Retail trade not in stores, stalls or markets	18	1,229	-	-	-	1,229
	NCR	3,401	446,614	23,808	11,613	288,925	23,157
G451	Sale of motor vehicles	152	15,027	18	-	14,156	-
G452	Maintenance and repair of motor vehicles	60	-	-	-	-	-
G453	Sale of motor vehicle parts and accessories	110	-	-	-	-	-
G454	Sale, maintenance and repair of motorcycles and related parts and accessories	32	-	-	-	-	-
G461	Wholesale on a fee or contract basis	34	2,253	-	-	-	-
G462	Wholesale of agricultural raw materials and live animals	31	174	-	-	174	-
G463	Wholesale of food, beverages and tobacco	205	524	-	-	510	2
G464	Wholesale of household goods	584	295,888	-	533	234,583	4,184
G465	Wholesale of machinery, equipment and supplies	378	63,682	15,800	-	23,213	15,576
G466	Other specialized wholesale	304	19,761	-	1,250	15,904	1,970

Continued

TABLE 8a.1 --Continued

2009 PSIC Code	Region/ Industry Description	Number of Establishments	Sale of Tangible Fixed Assets				
			Total	Land	Buildings, Other Structures and Land Improvements	Transport Equipment	ICT Machinery and Equipment
			(1)	(2)	(3)	(4)	(5)
G469	Non-specialized wholesale trade	12	-	-	-	-	-
G471	Retail sale in non-specialized stores	308	10,289	-	9,622	302	196
G472	Retail sale of food, beverages and tobacco in	59	-	-	-	-	-
G473	Retail sale of automotive fuel in specialized stores	142	-	-	-	-	-
G474	Retail sale of information and communications	84	-	-	-	-	-
G475	Retail sale of other household equipment in	326	81	-	-	81	-
G476	Retail sale of cultural and recreation goods in	76	-	-	-	-	-
G477	Retail sale of other goods in specialized stores	489	37,706	7,990	209	-	-
G479	Retail trade not in stores, stalls or markets	15	1,229	-	-	-	1,229
CAR		71	1,072	-	1	89	11
G451	Sale of motor vehicles	s	s	s	s	s	s
G453	Sale of motor vehicle parts and accessories	s	s	s	s	s	s
G454	Sale, maintenance and repair of motorcycles and	s	s	s	s	s	s
G462	Wholesale of agricultural raw materials and live	s	s	s	s	s	s
G463	Wholesale of food, beverages and tobacco	10	89	-	-	89	-
G464	Wholesale of household goods	s	s	s	s	s	s
G465	Wholesale of machinery, equipment and supplies	s	s	s	s	s	s
G466	Other specialized wholesale	s	s	s	s	s	s
G471	Retail sale in non-specialized stores	28	983	-	1	-	11
G473	Retail sale of automotive fuel in specialized stores	7	-	-	-	-	-
G474	Retail sale of information and communications	s	s	s	s	s	s
G475	Retail sale of other household equipment in	5	-	-	-	-	-
G477	Retail sale of other goods in specialized stores	9	-	-	-	-	-
I - Ilocos		265	8,910	-	2,839	5,870	-
G451	Sale of motor vehicles	10	-	-	-	-	-
G452	Maintenance and repair of motor vehicles	s	s	s	s	s	s
G453	Sale of motor vehicle parts and accessories	7	-	-	-	-	-
G454	Sale, maintenance and repair of motorcycles and	14	-	-	-	-	-
G462	Wholesale of agricultural raw materials and live	s	s	s	s	s	s
G463	Wholesale of food, beverages and tobacco	42	-	-	-	-	-
G464	Wholesale of household goods	11	-	-	-	-	-
G466	Other specialized wholesale	8	-	-	-	-	-
G471	Retail sale in non-specialized stores	77	51	-	48	-	-
G472	Retail sale of food, beverages and tobacco in	4	-	-	-	-	-
G473	Retail sale of automotive fuel in specialized stores	10	-	-	-	-	-
G474	Retail sale of information and communications	5	-	-	-	-	-
G475	Retail sale of other household equipment in	38	-	-	-	-	-

Continued

TABLE 8a.1 --Continued

2009 PSIC Code	Region/ Industry Description	Number of Establishments	Sale of Tangible Fixed Assets				
			Total	Land	Buildings, Other Structures and Land Improvements	Transport Equipment	ICT Machinery and Equipment
		(1)	(2)	(3)	(4)	(5)	(6)
G476	Retail sale of cultural and recreation goods in	4	-	-	-	-	-
G477	Retail sale of other goods in specialized stores	31	8,859	-	2,791	5,870	-
II - Cagayan Valley		151	1,179	13	-	971	-
G451	Sale of motor vehicles	6	-	-	-	-	-
G453	Sale of motor vehicle parts and accessories	s	s	s	s	s	s
G454	Sale, maintenance and repair of motorcycles and	8	117	-	-	117	-
G462	Wholesale of agricultural raw materials and live	17	-	-	-	-	-
G463	Wholesale of food, beverages and tobacco	28	195	-	-	-	-
G464	Wholesale of household goods	7	633	-	-	633	-
G465	Wholesale of machinery, equipment and supplies	s	s	s	s	s	s
G466	Other specialized wholesale	3	-	-	-	-	-
G471	Retail sale in non-specialized stores	26	-	-	-	-	-
G472	Retail sale of food, beverages and tobacco in	3	-	-	-	-	-
G473	Retail sale of automotive fuel in specialized stores	8	-	-	-	-	-
G474	Retail sale of information and communications equipment in specialized stores	s	s	s	s	s	s
G475	Retail sale of other household equipment in	18	-	-	-	-	-
G476	Retail sale of cultural and recreation goods in	s	s	s	s	s	s
G477	Retail sale of other goods in specialized stores	21	-	-	-	-	-
III - Central Luzon		628	10,121	-	2,685	5,437	40
G451	Sale of motor vehicles	39	-	-	-	-	-
G452	Maintenance and repair of motor vehicles	7	-	-	-	-	-
G453	Sale of motor vehicle parts and accessories	5	-	-	-	-	-
G454	Sale, maintenance and repair of motorcycles and	20	-	-	-	-	-
G461	Wholesale on a fee or contract basis	s	s	s	s	s	s
G462	Wholesale of agricultural raw materials and live	15	1,231	-	-	1,231	-
G463	Wholesale of food, beverages and tobacco	67	-	-	-	-	-
G464	Wholesale of household goods	32	4,290	-	2,372	-	-
G465	Wholesale of machinery, equipment and supplies	5	-	-	-	-	-
G466	Other specialized wholesale	38	2,265	-	-	2,265	-
G469	Non-specialized wholesale trade	s	s	s	s	s	s
G471	Retail sale in non-specialized stores	177	463	-	314	68	40
G472	Retail sale of food, beverages and tobacco in	10	-	-	-	-	-
G473	Retail sale of automotive fuel in specialized stores	51	-	-	-	-	-
G474	Retail sale of information and communications	5	-	-	-	-	-
G475	Retail sale of other household equipment in	84	-	-	-	-	-
G476	Retail sale of cultural and recreation goods in	6	-	-	-	-	-

Continued

TABLE 8a.1 --Continued

2009 PSIC Code	Region/ Industry Description	Number of Establishments	Sale of Tangible Fixed Assets				
			Total	Land	Buildings, Other Structures and Land Improvements	Transport Equipment	ICT Machinery and Equipment
		(1)	(2)	(3)	(4)	(5)	(6)
G477	Retail sale of other goods in specialized stores	63	1,872	-	-	1,872	-
	IVA - CALABARZON	875	432,216	313,703	81,089	24,228	801
G451	Sale of motor vehicles	35	16,805	6	-	16,505	-
G452	Maintenance and repair of motor vehicles	17	-	-	-	-	-
G453	Sale of motor vehicle parts and accessories	16	-	-	-	-	-
G454	Sale, maintenance and repair of motorcycles and	21	-	-	-	-	-
G461	Wholesale on a fee or contract basis	s	s	s	s	s	s
G462	Wholesale of agricultural raw materials and live	3	-	-	-	-	-
G463	Wholesale of food, beverages and tobacco	78	1,622	-	-	1,622	-
G464	Wholesale of household goods	37	10,250	-	-	2,257	386
G465	Wholesale of machinery, equipment and supplies	30	3,579	-	-	2,150	-
G466	Other specialized wholesale	57	1,496	-	-	1,496	-
G469	Non-specialized wholesale trade	s	s	s	s	s	s
G471	Retail sale in non-specialized stores	234	3,052	-	1,422	147	415
G472	Retail sale of food, beverages and tobacco in	14	-	-	-	-	-
G473	Retail sale of automotive fuel in specialized stores	82	392,999	313,696	77,767	50	-
G474	Retail sale of information and communications	7	-	-	-	-	-
G475	Retail sale of other household equipment in	131	-	-	-	-	-
G476	Retail sale of cultural and recreation goods in	s	s	s	s	s	s
G477	Retail sale of other goods in specialized stores	108	2,413	-	1,900	-	-
	IVB - MIMAROPA	108	2,035	2,035	-	-	-
G451	Sale of motor vehicles	s	s	s	s	s	s
G453	Sale of motor vehicle parts and accessories	s	s	s	s	s	s
G454	Sale, maintenance and repair of motorcycles and	8	-	-	-	-	-
G462	Wholesale of agricultural raw materials and live	11	-	-	-	-	-
G463	Wholesale of food, beverages and tobacco	30	-	-	-	-	-
G464	Wholesale of household goods	s	s	s	s	s	s
G466	Other specialized wholesale	s	s	s	s	s	s
G471	Retail sale in non-specialized stores	30	-	-	-	-	-
G472	Retail sale of food, beverages and tobacco in	s	s	s	s	s	s
G473	Retail sale of automotive fuel in specialized stores	3	-	-	-	-	-
G474	Retail sale of information and communications	3	-	-	-	-	-
G475	Retail sale of other household equipment in	10	1,994	1,994	-	-	-
G477	Retail sale of other goods in specialized stores	6	41	41	-	-	-

Continued

TABLE 8a.1 --Continued

2009 PSIC Code	Region/ Industry Description	Number of Establishments	Sale of Tangible Fixed Assets				
			Total	Land	Buildings, Other Structures and Land Improvements	Transport Equipment	ICT Machinery and Equipment
		(1)	(2)	(3)	(4)	(5)	(6)
V - Bicol		244	1,459	-	3	1,278	177
G451	Sale of motor vehicles	3	645	-	-	645	-
G452	Maintenance and repair of motor vehicles	s	s	s	s	s	s
G453	Sale of motor vehicle parts and accessories	s	s	s	s	s	s
G454	Sale, maintenance and repair of motorcycles and	7	-	-	-	-	-
G461	Wholesale on a fee or contract basis	s	s	s	s	s	s
G462	Wholesale of agricultural raw materials and live	4	-	-	-	-	-
G463	Wholesale of food, beverages and tobacco	49	-	-	-	-	-
G464	Wholesale of household goods	17	633	-	-	633	-
G465	Wholesale of machinery, equipment and supplies	s	s	s	s	s	s
G466	Other specialized wholesale	4	-	-	-	-	-
G471	Retail sale in non-specialized stores	66	180	-	3	-	177
G472	Retail sale of food, beverages and tobacco in	s	s	s	s	s	s
G473	Retail sale of automotive fuel in specialized stores	6	-	-	-	-	-
G474	Retail sale of information and communications	3	-	-	-	-	-
G475	Retail sale of other household equipment in	26	-	-	-	-	-
G476	Retail sale of cultural and recreation goods in	s	s	s	s	s	s
G477	Retail sale of other goods in specialized stores	50	-	-	-	-	-
VI - Western Visayas		454	30,952	15,179	4,033	11,369	-
G451	Sale of motor vehicles	21	-	-	-	-	-
G452	Maintenance and repair of motor vehicles	4	-	-	-	-	-
G453	Sale of motor vehicle parts and accessories	6	-	-	-	-	-
G454	Sale, maintenance and repair of motorcycles and	18	-	-	-	-	-
G462	Wholesale of agricultural raw materials and live	s	s	s	s	s	s
G463	Wholesale of food, beverages and tobacco	60	-	-	-	-	-
G464	Wholesale of household goods	24	11,330	-	-	11,330	-
G465	Wholesale of machinery, equipment and supplies	6	163	-	-	-	-
G466	Other specialized wholesale	11	19,016	15,179	3,763	2	-
G471	Retail sale in non-specialized stores	115	56	-	-	37	-
G472	Retail sale of food, beverages and tobacco in	10	-	-	-	-	-
G473	Retail sale of automotive fuel in specialized stores	15	-	-	-	-	-
G474	Retail sale of information and communications	7	-	-	-	-	-
G475	Retail sale of other household equipment in	97	-	-	-	-	-
G476	Retail sale of cultural and recreation goods in	s	s	s	s	s	s
G477	Retail sale of other goods in specialized stores	57	387	-	270	-	-

Continued

TABLE 8a.1 --Continued

2009 PSIC Code	Region/ Industry Description	Number of Establishments	Sale of Tangible Fixed Assets				
			Total	Land	Buildings, Other Structures and Land Improvements	Transport Equipment	ICT Machinery and Equipment
		(1)	(2)	(3)	(4)	(5)	(6)
VII - Central Visayas		710	34,119	11,021	3,179	13,125	1,191
G451	Sale of motor vehicles	44	5,841	-	-	5,841	-
G452	Maintenance and repair of motor vehicles	8	-	-	-	-	-
G453	Sale of motor vehicle parts and accessories	21	-	-	-	-	-
G454	Sale, maintenance and repair of motorcycles and	28	-	-	-	-	-
G461	Wholesale on a fee or contract basis	7	-	-	-	-	-
G462	Wholesale of agricultural raw materials and live	7	-	-	-	-	-
G463	Wholesale of food, beverages and tobacco	58	7	-	-	-	7
G464	Wholesale of household goods	51	15,268	11,021	225	4,022	-
G465	Wholesale of machinery, equipment and supplies	32	1,817	-	-	727	1,090
G466	Other specialized wholesale	54	846	-	-	846	-
G469	Non-specialized wholesale trade	s	s	s	s	s	s
G471	Retail sale in non-specialized stores	126	89	-	-	59	-
G472	Retail sale of food, beverages and tobacco in	16	-	-	-	-	-
G473	Retail sale of automotive fuel in specialized stores	43	10,027	-	2,954	1,407	93
G474	Retail sale of information and communications	19	-	-	-	-	-
G475	Retail sale of other household equipment in	118	224	-	-	224	-
G476	Retail sale of cultural and recreation goods in	11	-	-	-	-	-
G477	Retail sale of other goods in specialized stores	64	-	-	-	-	-
G479	Retail trade not in stores, stalls or markets	s	s	s	s	s	s
VIII - Eastern Visayas		158	29,409	-	1,230	28,178	-
G451	Sale of motor vehicles	3	-	-	-	-	-
G452	Maintenance and repair of motor vehicles	s	s	s	s	s	s
G453	Sale of motor vehicle parts and accessories	s	s	s	s	s	s
G454	Sale, maintenance and repair of motorcycles and	5	-	-	-	-	-
G461	Wholesale on a fee or contract basis	s	s	s	s	s	s
G462	Wholesale of agricultural raw materials and live	6	25,672	-	-	25,672	-
G463	Wholesale of food, beverages and tobacco	33	3,737	-	1,230	2,507	-
G464	Wholesale of household goods	9	-	-	-	-	-
G466	Other specialized wholesale	4	-	-	-	-	-
G471	Retail sale in non-specialized stores	39	-	-	-	-	-
G472	Retail sale of food, beverages and tobacco in	s	s	s	s	s	s
G473	Retail sale of automotive fuel in specialized stores	9	-	-	-	-	-
G474	Retail sale of information and communications	s	s	s	s	s	s
G475	Retail sale of other household equipment in	34	-	-	-	-	-
G477	Retail sale of other goods in specialized stores	10	-	-	-	-	-

Continued

TABLE 8a.1 --Continued

2009 PSIC Code	Region/ Industry Description	Number of Establishments	Sale of Tangible Fixed Assets				
			Total	Land	Buildings, Other Structures and Land Improvements	Transport Equipment	ICT Machinery and Equipment
		(1)	(2)	(3)	(4)	(5)	(6)
IX - Zamboanga Peninsula		159	28	-	-	28	-
G451	Sale of motor vehicles	s	s	s	s	s	s
G453	Sale of motor vehicle parts and accessories	s	s	s	s	s	s
G454	Sale, maintenance and repair of motorcycles and	5	-	-	-	-	-
G461	Wholesale on a fee or contract basis	3	-	-	-	-	-
G462	Wholesale of agricultural raw materials and live	5	-	-	-	-	-
G463	Wholesale of food, beverages and tobacco	19	-	-	-	-	-
G464	Wholesale of household goods	13	-	-	-	-	-
G465	Wholesale of machinery, equipment and supplies	s	s	s	s	s	s
G466	Other specialized wholesale	4	-	-	-	-	-
G471	Retail sale in non-specialized stores	51	-	-	-	-	-
G472	Retail sale of food, beverages and tobacco in	6	-	-	-	-	-
G473	Retail sale of automotive fuel in specialized stores	5	-	-	-	-	-
G475	Retail sale of other household equipment in	25	28	-	-	28	-
G476	Retail sale of cultural and recreation goods in	s	s	s	s	s	s
G477	Retail sale of other goods in specialized stores	17	-	-	-	-	-
X - Northern Mindanao		286	7,290	-	1,163	2,641	66
G451	Sale of motor vehicles	17	778	-	-	778	-
G452	Maintenance and repair of motor vehicles	s	s	s	s	s	s
G453	Sale of motor vehicle parts and accessories	11	-	-	-	-	-
G454	Sale, maintenance and repair of motorcycles and	7	28	-	-	28	-
G462	Wholesale of agricultural raw materials and live	6	-	-	-	-	-
G463	Wholesale of food, beverages and tobacco	37	-	-	-	-	-
G464	Wholesale of household goods	21	-	-	-	-	-
G465	Wholesale of machinery, equipment and supplies	6	-	-	-	-	-
G466	Other specialized wholesale	16	6,380	-	1,163	1,766	66
G471	Retail sale in non-specialized stores	61	105	-	-	70	-
G472	Retail sale of food, beverages and tobacco in	7	-	-	-	-	-
G473	Retail sale of automotive fuel in specialized stores	15	-	-	-	-	-
G474	Retail sale of information and communications	3	-	-	-	-	-
G475	Retail sale of other household equipment in	49	-	-	-	-	-
G476	Retail sale of cultural and recreation goods in	s	s	s	s	s	s
G477	Retail sale of other goods in specialized stores	25	-	-	-	-	-
XI - Davao		443	21,443	-	4,059	12,331	1,703
G451	Sale of motor vehicles	14	-	-	-	-	-
G452	Maintenance and repair of motor vehicles	11	-	-	-	-	-

Continued

TABLE 8a.1 --Continued

2009 PSIC Code	Region/ Industry Description	Number of Establishments	Sale of Tangible Fixed Assets				
			Total	Land	Buildings, Other Structures and Land Improvements	Transport Equipment	ICT Machinery and Equipment
		(1)	(2)	(3)	(4)	(5)	(6)
G453	Sale of motor vehicle parts and accessories	13	-	-	-	-	-
G454	Sale, maintenance and repair of motorcycles and	13	-	-	-	-	-
G461	Wholesale on a fee or contract basis	7	-	-	-	-	-
G462	Wholesale of agricultural raw materials and live	4	-	-	-	-	-
G463	Wholesale of food, beverages and tobacco	38	9,263	-	259	5,712	44
G464	Wholesale of household goods	26	2,395	-	-	2,395	-
G465	Wholesale of machinery, equipment and supplies	17	88	-	-	-	-
G466	Other specialized wholesale	31	663	-	-	663	-
G471	Retail sale in non-specialized stores	103	7,302	-	3,800	1,828	1,659
G472	Retail sale of food, beverages and tobacco in	5	-	-	-	-	-
G473	Retail sale of automotive fuel in specialized stores	21	-	-	-	-	-
G474	Retail sale of information and communications	7	-	-	-	-	-
G475	Retail sale of other household equipment in	82	98	-	-	98	-
G476	Retail sale of cultural and recreation goods in	6	1,634	-	-	1,634	-
G477	Retail sale of other goods in specialized stores	44	-	-	-	-	-
G479	Retail trade not in stores, stalls or markets	s	s	s	s	s	s
XII - SOCCSKSARGEN		219	-	-	-	-	-
G451	Sale of motor vehicles	5	-	-	-	-	-
G452	Maintenance and repair of motor vehicles	s	s	s	s	s	s
G453	Sale of motor vehicle parts and accessories	5	-	-	-	-	-
G454	Sale, maintenance and repair of motorcycles and	7	-	-	-	-	-
G462	Wholesale of agricultural raw materials and live	7	-	-	-	-	-
G463	Wholesale of food, beverages and tobacco	35	-	-	-	-	-
G464	Wholesale of household goods	10	-	-	-	-	-
G465	Wholesale of machinery, equipment and supplies	s	s	s	s	s	s
G466	Other specialized wholesale	s	s	s	s	s	s
G471	Retail sale in non-specialized stores	55	-	-	-	-	-
G472	Retail sale of food, beverages and tobacco in	7	-	-	-	-	-
G473	Retail sale of automotive fuel in specialized stores	10	-	-	-	-	-
G474	Retail sale of information and communications	s	s	s	s	s	s
G475	Retail sale of other household equipment in	44	-	-	-	-	-
G476	Retail sale of cultural and recreation goods in	s	s	s	s	s	s
G477	Retail sale of other goods in specialized stores	26	-	-	-	-	-
XIII - Caraga		118	76	-	-	-	-
G451	Sale of motor vehicles	6	-	-	-	-	-
G452	Maintenance and repair of motor vehicles	s	s	s	s	s	s
G454	Sale, maintenance and repair of motorcycles and	6	-	-	-	-	-

Continued

TABLE 8a.1 --Continued

2009 PSIC Code	Region/ Industry Description	Number of Establishments	Sale of Tangible Fixed Assets				
			Total	Land	Buildings, Other Structures and Land Improvements	Transport Equipment	ICT Machinery and Equipment
		(1)	(2)	(3)	(4)	(5)	(6)
G462	Wholesale of agricultural raw materials and live	s	s	s	s	s	s
G463	Wholesale of food, beverages and tobacco	15	-	-	-	-	-
G464	Wholesale of household goods	10	-	-	-	-	-
G465	Wholesale of machinery, equipment and supplies	3	76	-	-	-	-
G466	Other specialized wholesale	4	-	-	-	-	-
G471	Retail sale in non-specialized stores	30	-	-	-	-	-
G472	Retail sale of food, beverages and tobacco in	5	-	-	-	-	-
G473	Retail sale of automotive fuel in specialized stores	7	-	-	-	-	-
G474	Retail sale of information and communications	s	s	s	s	s	s
G475	Retail sale of other household equipment in	15	-	-	-	-	-
G477	Retail sale of other goods in specialized stores	12	-	-	-	-	-
ARMM		11	-	-	-	-	-
G462	Wholesale of agricultural raw materials and live	s	s	s	s	s	s
G463	Wholesale of food, beverages and tobacco	s	s	s	s	s	s
G466	Other specialized wholesale	s	s	s	s	s	s
G471	Retail sale in non-specialized stores	6	-	-	-	-	-
G473	Retail sale of automotive fuel in specialized stores	s	s	s	s	s	s

Continued

TABLE 8a.1 --Continued

2009 PSIC Code	Region/ Industry Description	Sale of Tangible Fixed Assets				
		Specialized Industrial Machineries	General Machinery and Equipment	Other Machinery and Equipment	Valuables	Other Tangible Fixed Assets
		(7)	(8)	(9)	(10)	(11)
	PHILIPPINES	25,159	17,188	27,268	-	58,035
G451	Sale of motor vehicles	-	-	1,146	-	-
G452	Maintenance and repair of motor vehicles	-	-	-	-	-
G453	Sale of motor vehicle parts and accessories	-	-	-	-	-
G454	Sale, maintenance and repair of motorcycles and related parts and accessories	-	-	-	-	-
G461	Wholesale on a fee or contract basis	-	-	-	-	2,253
G462	Wholesale of agricultural raw materials and live animals	-	-	-	-	-
G463	Wholesale of food, beverages and tobacco	-	3,247	-	-	208
G464	Wholesale of household goods	176	9,118	21,033	-	35,786
G465	Wholesale of machinery, equipment and supplies	5,440	2,746	856	-	1,806
G466	Other specialized wholesale	84	68	69	-	3,874
G469	Non-specialized wholesale trade	-	-	-	-	-
G471	Retail sale in non-specialized stores	858	15	1,313	-	162
G472	Retail sale of food, beverages and tobacco in specialized stores	-	-	-	-	-
G473	Retail sale of automotive fuel in specialized stores	3,597	-	1,426	-	2,035
G474	Retail sale of information and communications equipment in specialized stores	-	-	-	-	-
G475	Retail sale of other household equipment in specialized stores	-	-	-	-	-
G476	Retail sale of cultural and recreation goods in specialized stores	-	-	-	-	-
G477	Retail sale of other goods in specialized stores	15,004	1,995	1,425	-	11,911
G479	Retail trade not in stores, stalls or markets	-	-	-	-	-
	NCR	20,705	8,792	23,994	-	45,618
G451	Sale of motor vehicles	-	-	852	-	-
G452	Maintenance and repair of motor vehicles	-	-	-	-	-
G453	Sale of motor vehicle parts and accessories	-	-	-	-	-
G454	Sale, maintenance and repair of motorcycles and related parts and accessories	-	-	-	-	-
G461	Wholesale on a fee or contract basis	-	-	-	-	2,253
G462	Wholesale of agricultural raw materials and live animals	-	-	-	-	-
G463	Wholesale of food, beverages and tobacco	-	-	-	-	12
G464	Wholesale of household goods	176	4,130	21,033	-	31,249
G465	Wholesale of machinery, equipment and supplies	5,440	2,746	530	-	378
G466	Other specialized wholesale	81	68	-	-	488
G469	Non-specialized wholesale trade	-	-	-	-	-
G471	Retail sale in non-specialized stores	5	-	155	-	9

Continued

TABLE 8a.1 --Continued

2009 PSIC Code	Region/ Industry Description	Sale of Tangible Fixed Assets				
		Specialized Industrial Machineries	General Machinery and Equipment	Other Machinery and Equipment	Valuables	Other Tangible Fixed Assets
		(7)	(8)	(9)	(10)	(11)
G472	Retail sale of food, beverages and tobacco in specialized stores	-	-	-	-	-
G473	Retail sale of automotive fuel in specialized stores	-	-	-	-	-
G474	Retail sale of information and communications equipment in specialized stores	-	-	-	-	-
G475	Retail sale of other household equipment in specialized stores	-	-	-	-	-
G476	Retail sale of cultural and recreation goods in specialized stores	-	-	-	-	-
G477	Retail sale of other goods in specialized stores	15,004	1,849	1,425	-	11,229
G479	Retail trade not in stores, stalls or markets	-	-	-	-	-
CAR		-	-	971	-	-
G451	Sale of motor vehicles	S	S	S	S	S
G453	Sale of motor vehicle parts and accessories	S	S	S	S	S
G454	Sale, maintenance and repair of motorcycles and related parts and accessories	S	S	S	S	S
G462	Wholesale of agricultural raw materials and live animals	S	S	S	S	S
G463	Wholesale of food, beverages and tobacco	-	-	-	-	-
G464	Wholesale of household goods	S	S	S	S	S
G465	Wholesale of machinery, equipment and supplies	S	S	S	S	S
G466	Other specialized wholesale	S	S	S	S	S
G471	Retail sale in non-specialized stores	-	-	971	-	-
G473	Retail sale of automotive fuel in specialized stores	-	-	-	-	-
G474	Retail sale of information and communications equipment in specialized stores	S	S	S	S	S
G475	Retail sale of other household equipment in specialized stores	-	-	-	-	-
G477	Retail sale of other goods in specialized stores	-	-	-	-	-
I - Ilocos		-	149	-	-	52
G451	Sale of motor vehicles	-	-	-	-	-
G452	Maintenance and repair of motor vehicles	S	S	S	S	S
G453	Sale of motor vehicle parts and accessories	-	-	-	-	-
G454	Sale, maintenance and repair of motorcycles and related parts and accessories	-	-	-	-	-
G462	Wholesale of agricultural raw materials and live animals	S	S	S	S	S
G463	Wholesale of food, beverages and tobacco	-	-	-	-	-
G464	Wholesale of household goods	-	-	-	-	-
G466	Other specialized wholesale	-	-	-	-	-

Continued

TABLE 8a.1 --Continued

2009 PSIC Code	Region/ Industry Description	Sale of Tangible Fixed Assets				
		Specialized Industrial Machineries	General Machinery and Equipment	Other Machinery and Equipment	Valuables	Other Tangible Fixed Assets
		(7)	(8)	(9)	(10)	(11)
G471	Retail sale in non-specialized stores	-	3	-	-	-
G472	Retail sale of food, beverages and tobacco in specialized stores	-	-	-	-	-
G473	Retail sale of automotive fuel in specialized stores	-	-	-	-	-
G474	Retail sale of information and communications equipment in specialized stores	-	-	-	-	-
G475	Retail sale of other household equipment in specialized stores	-	-	-	-	-
G476	Retail sale of cultural and recreation goods in specialized stores	-	-	-	-	-
G477	Retail sale of other goods in specialized stores	-	146	-	-	52
	II - Cagayan Valley	-	-	-	-	195
G451	Sale of motor vehicles	-	-	-	-	-
G453	Sale of motor vehicle parts and accessories	\$	\$	\$	\$	\$
G454	Sale, maintenance and repair of motorcycles and related parts and accessories	-	-	-	-	-
G462	Wholesale of agricultural raw materials and live animals	-	-	-	-	-
G463	Wholesale of food, beverages and tobacco	-	-	-	-	195
G464	Wholesale of household goods	-	-	-	-	-
G465	Wholesale of machinery, equipment and supplies	\$	\$	\$	\$	\$
G466	Other specialized wholesale	-	-	-	-	-
G471	Retail sale in non-specialized stores	-	-	-	-	-
G472	Retail sale of food, beverages and tobacco in specialized stores	-	-	-	-	-
G473	Retail sale of automotive fuel in specialized stores	-	-	-	-	-
G474	Retail sale of information and communications equipment in specialized stores	\$	\$	\$	\$	\$
G475	Retail sale of other household equipment in specialized stores	-	-	-	-	-
G476	Retail sale of cultural and recreation goods in specialized stores	\$	\$	\$	\$	\$
G477	Retail sale of other goods in specialized stores	-	-	-	-	-
	III - Central Luzon	-	1,736	40	-	183
G451	Sale of motor vehicles	-	-	-	-	-
G452	Maintenance and repair of motor vehicles	-	-	-	-	-
G453	Sale of motor vehicle parts and accessories	-	-	-	-	-
G454	Sale, maintenance and repair of motorcycles and related parts and accessories	-	-	-	-	-
G461	Wholesale on a fee or contract basis	\$	\$	\$	\$	\$

Continued

TABLE 8a.1 --Continued

2009 PSIC Code	Region/ Industry Description	Sale of Tangible Fixed Assets				
		Specialized Industrial Machineries	General Machinery and Equipment	Other Machinery and Equipment	Valuables	Other Tangible Fixed Assets
		(7)	(8)	(9)	(10)	(11)
G462	Wholesale of agricultural raw materials and live animals	-	-	-	-	-
G463	Wholesale of food, beverages and tobacco	-	-	-	-	-
G464	Wholesale of household goods	-	1,736	-	-	183
G465	Wholesale of machinery, equipment and supplies	-	-	-	-	-
G466	Other specialized wholesale	-	-	-	-	-
G469	Non-specialized wholesale trade	\$	\$	\$	\$	\$
G471	Retail sale in non-specialized stores	-	-	40	-	-
G472	Retail sale of food, beverages and tobacco in specialized stores	-	-	-	-	-
G473	Retail sale of automotive fuel in specialized stores	-	-	-	-	-
G474	Retail sale of information and communications equipment in specialized stores	-	-	-	-	-
G475	Retail sale of other household equipment in specialized stores	-	-	-	-	-
G476	Retail sale of cultural and recreation goods in specialized stores	-	-	-	-	-
G477	Retail sale of other goods in specialized stores	-	-	-	-	-
IVA - CALABARZON		914	3,264	1,768	-	6,450
G451	Sale of motor vehicles	-	-	294	-	-
G452	Maintenance and repair of motor vehicles	-	-	-	-	-
G453	Sale of motor vehicle parts and accessories	-	-	-	-	-
G454	Sale, maintenance and repair of motorcycles and related parts and accessories	-	-	-	-	-
G461	Wholesale on a fee or contract basis	\$	\$	\$	\$	\$
G462	Wholesale of agricultural raw materials and live animals	-	-	-	-	-
G463	Wholesale of food, beverages and tobacco	-	-	-	-	-
G464	Wholesale of household goods	-	3,252	-	-	4,355
G465	Wholesale of machinery, equipment and supplies	-	-	-	-	1,429
G466	Other specialized wholesale	-	-	-	-	-
G469	Non-specialized wholesale trade	\$	\$	\$	\$	\$
G471	Retail sale in non-specialized stores	853	12	48	-	153
G472	Retail sale of food, beverages and tobacco in specialized stores	-	-	-	-	-
G473	Retail sale of automotive fuel in specialized stores	60	-	1,426	-	-
G474	Retail sale of information and communications equipment in specialized stores	-	-	-	-	-
G475	Retail sale of other household equipment in specialized stores	-	-	-	-	-
G476	Retail sale of cultural and recreation goods in specialized stores	\$	\$	\$	\$	\$

Continued

TABLE 8a.1 --Continued

2009 PSIC Code	Region/ Industry Description	Sale of Tangible Fixed Assets				
		Specialized Industrial Machineries	General Machinery and Equipment	Other Machinery and Equipment	Valuables	Other Tangible Fixed Assets
		(7)	(8)	(9)	(10)	(11)
G477	Retail sale of other goods in specialized stores	-	-	-	-	513
	IVB - MIMAROPA	-	-	-	-	-
G451	Sale of motor vehicles	\$	\$	\$	\$	\$
G453	Sale of motor vehicle parts and accessories	\$	\$	\$	\$	\$
G454	Sale, maintenance and repair of motorcycles and related parts and accessories	-	-	-	-	-
G462	Wholesale of agricultural raw materials and live animals	-	-	-	-	-
G463	Wholesale of food, beverages and tobacco	-	-	-	-	-
G464	Wholesale of household goods	\$	\$	\$	\$	\$
G466	Other specialized wholesale	\$	\$	\$	\$	\$
G471	Retail sale in non-specialized stores	-	-	-	-	-
G472	Retail sale of food, beverages and tobacco in specialized stores	\$	\$	\$	\$	\$
G473	Retail sale of automotive fuel in specialized stores	-	-	-	-	-
G474	Retail sale of information and communications equipment in specialized stores	-	-	-	-	-
G475	Retail sale of other household equipment in specialized stores	-	-	-	-	-
G477	Retail sale of other goods in specialized stores	-	-	-	-	-
	V - Bicol	-	-	-	-	-
G451	Sale of motor vehicles	-	-	-	-	-
G452	Maintenance and repair of motor vehicles	\$	\$	\$	\$	\$
G453	Sale of motor vehicle parts and accessories	\$	\$	\$	\$	\$
G454	Sale, maintenance and repair of motorcycles and related parts and accessories	-	-	-	-	-
G461	Wholesale on a fee or contract basis	\$	\$	\$	\$	\$
G462	Wholesale of agricultural raw materials and live animals	-	-	-	-	-
G463	Wholesale of food, beverages and tobacco	-	-	-	-	-
G464	Wholesale of household goods	-	-	-	-	-
G465	Wholesale of machinery, equipment and supplies	\$	\$	\$	\$	\$
G466	Other specialized wholesale	-	-	-	-	-
G471	Retail sale in non-specialized stores	-	-	-	-	-
G472	Retail sale of food, beverages and tobacco in specialized stores	\$	\$	\$	\$	\$
G473	Retail sale of automotive fuel in specialized stores	-	-	-	-	-
G474	Retail sale of information and communications equipment in specialized stores	-	-	-	-	-

Continued

TABLE 8a.1 --Continued

2009 PSIC Code	Region/ Industry Description	Sale of Tangible Fixed Assets				
		Specialized Industrial Machineries	General Machinery and Equipment	Other Machinery and Equipment	Valuables	Other Tangible Fixed Assets
		(7)	(8)	(9)	(10)	(11)
G475	Retail sale of other household equipment in specialized stores	-	-	-	-	-
G476	Retail sale of cultural and recreation goods in specialized stores	S	S	S	S	S
G477	Retail sale of other goods in specialized stores	-	-	-	-	-
VI - Western Visayas		3	-	251	-	117
G451	Sale of motor vehicles	-	-	-	-	-
G452	Maintenance and repair of motor vehicles	-	-	-	-	-
G453	Sale of motor vehicle parts and accessories	-	-	-	-	-
G454	Sale, maintenance and repair of motorcycles and related parts and accessories	-	-	-	-	-
G462	Wholesale of agricultural raw materials and live animals	S	S	S	S	S
G463	Wholesale of food, beverages and tobacco	-	-	-	-	-
G464	Wholesale of household goods	-	-	-	-	-
G465	Wholesale of machinery, equipment and supplies	-	-	163	-	-
G466	Other specialized wholesale	3	-	69	-	-
G471	Retail sale in non-specialized stores	-	-	19	-	-
G472	Retail sale of food, beverages and tobacco in specialized stores	-	-	-	-	-
G473	Retail sale of automotive fuel in specialized stores	-	-	-	-	-
G474	Retail sale of information and communications equipment in specialized stores	-	-	-	-	-
G475	Retail sale of other household equipment in specialized stores	-	-	-	-	-
G476	Retail sale of cultural and recreation goods in specialized stores	S	S	S	S	S
G477	Retail sale of other goods in specialized stores	-	-	-	-	117
VII - Central Visayas		3,537	-	30	-	2,035
G451	Sale of motor vehicles	-	-	-	-	-
G452	Maintenance and repair of motor vehicles	-	-	-	-	-
G453	Sale of motor vehicle parts and accessories	-	-	-	-	-
G454	Sale, maintenance and repair of motorcycles and related parts and accessories	-	-	-	-	-
G461	Wholesale on a fee or contract basis	-	-	-	-	-
G462	Wholesale of agricultural raw materials and live animals	-	-	-	-	-
G463	Wholesale of food, beverages and tobacco	-	-	-	-	-
G464	Wholesale of household goods	-	-	-	-	-
G465	Wholesale of machinery, equipment and supplies	-	-	-	-	-

Continued

TABLE 8a.1 --Continued

2009 PSIC Code	Region/ Industry Description	Sale of Tangible Fixed Assets				
		Specialized Industrial Machineries	General Machinery and Equipment	Other Machinery and Equipment	Valuables	Other Tangible Fixed Assets
		(7)	(8)	(9)	(10)	(11)
G466	Other specialized wholesale	-	-	-	-	-
G469	Non-specialized wholesale trade	\$	\$	\$	\$	\$
G471	Retail sale in non-specialized stores	-	-	30	-	-
G472	Retail sale of food, beverages and tobacco in specialized stores	-	-	-	-	-
G473	Retail sale of automotive fuel in specialized stores	3,537	-	-	-	2,035
G474	Retail sale of information and communications equipment in specialized stores	-	-	-	-	-
G475	Retail sale of other household equipment in specialized stores	-	-	-	-	-
G476	Retail sale of cultural and recreation goods in specialized stores	-	-	-	-	-
G477	Retail sale of other goods in specialized stores	-	-	-	-	-
G479	Retail trade not in stores, stalls or markets	\$	\$	\$	\$	\$
VIII - Eastern Visayas		-	-	-	-	-
G451	Sale of motor vehicles	-	-	-	-	-
G452	Maintenance and repair of motor vehicles	\$	\$	\$	\$	\$
G453	Sale of motor vehicle parts and accessories	\$	\$	\$	\$	\$
G454	Sale, maintenance and repair of motorcycles and related parts and accessories	-	-	-	-	-
G461	Wholesale on a fee or contract basis	\$	\$	\$	\$	\$
G462	Wholesale of agricultural raw materials and live animals	-	-	-	-	-
G463	Wholesale of food, beverages and tobacco	-	-	-	-	-
G464	Wholesale of household goods	-	-	-	-	-
G466	Other specialized wholesale	-	-	-	-	-
G471	Retail sale in non-specialized stores	-	-	-	-	-
G472	Retail sale of food, beverages and tobacco in specialized stores	\$	\$	\$	\$	\$
G473	Retail sale of automotive fuel in specialized stores	-	-	-	-	-
G474	Retail sale of information and communications equipment in specialized stores	\$	\$	\$	\$	\$
G475	Retail sale of other household equipment in specialized stores	-	-	-	-	-
G477	Retail sale of other goods in specialized stores	-	-	-	-	-
IX - Zamboanga Peninsula		-	-	-	-	-
G451	Sale of motor vehicles	\$	\$	\$	\$	\$
G453	Sale of motor vehicle parts and accessories	\$	\$	\$	\$	\$
G454	Sale, maintenance and repair of motorcycles and related parts and accessories	-	-	-	-	-

Continued

TABLE 8a.1 --Continued

2009 PSIC Code	Region/ Industry Description	Sale of Tangible Fixed Assets				
		Specialized Industrial Machineries	General Machinery and Equipment	Other Machinery and Equipment	Valuables	Other Tangible Fixed Assets
		(7)	(8)	(9)	(10)	(11)
G461	Wholesale on a fee or contract basis	-	-	-	-	-
G462	Wholesale of agricultural raw materials and live animals	-	-	-	-	-
G463	Wholesale of food, beverages and tobacco	-	-	-	-	-
G464	Wholesale of household goods	-	-	-	-	-
G465	Wholesale of machinery, equipment and supplies	\$	\$	\$	\$	\$
G466	Other specialized wholesale	-	-	-	-	-
G471	Retail sale in non-specialized stores	-	-	-	-	-
G472	Retail sale of food, beverages and tobacco in specialized stores	-	-	-	-	-
G473	Retail sale of automotive fuel in specialized stores	-	-	-	-	-
G475	Retail sale of other household equipment in specialized stores	-	-	-	-	-
G476	Retail sale of cultural and recreation goods in specialized stores	\$	\$	\$	\$	\$
G477	Retail sale of other goods in specialized stores	-	-	-	-	-
	X - Northern Mindanao	-	-	36	-	3,385
G451	Sale of motor vehicles	-	-	-	-	-
G452	Maintenance and repair of motor vehicles	\$	\$	\$	\$	\$
G453	Sale of motor vehicle parts and accessories	-	-	-	-	-
G454	Sale, maintenance and repair of motorcycles and related parts and accessories	-	-	-	-	-
G462	Wholesale of agricultural raw materials and live animals	-	-	-	-	-
G463	Wholesale of food, beverages and tobacco	-	-	-	-	-
G464	Wholesale of household goods	-	-	-	-	-
G465	Wholesale of machinery, equipment and supplies	-	-	-	-	-
G466	Other specialized wholesale	-	-	-	-	3,385
G471	Retail sale in non-specialized stores	-	-	36	-	-
G472	Retail sale of food, beverages and tobacco in specialized stores	-	-	-	-	-
G473	Retail sale of automotive fuel in specialized stores	-	-	-	-	-
G474	Retail sale of information and communications equipment in specialized stores	-	-	-	-	-
G475	Retail sale of other household equipment in specialized stores	-	-	-	-	-
G476	Retail sale of cultural and recreation goods in specialized stores	\$	\$	\$	\$	\$
G477	Retail sale of other goods in specialized stores	-	-	-	-	-
	XI - Davao	-	3,247	102	-	-
G451	Sale of motor vehicles	-	-	-	-	-

Continued

TABLE 8a.1 --Continued

2009 PSIC Code	Region/ Industry Description	Sale of Tangible Fixed Assets				
		Specialized Industrial Machineries	General Machinery and Equipment	Other Machinery and Equipment	Valuables	Other Tangible Fixed Assets
		(7)	(8)	(9)	(10)	(11)
G452	Maintenance and repair of motor vehicles	-	-	-	-	-
G453	Sale of motor vehicle parts and accessories	-	-	-	-	-
G454	Sale, maintenance and repair of motorcycles and related parts and accessories	-	-	-	-	-
G461	Wholesale on a fee or contract basis	-	-	-	-	-
G462	Wholesale of agricultural raw materials and live animals	-	-	-	-	-
G463	Wholesale of food, beverages and tobacco	-	3,247	-	-	-
G464	Wholesale of household goods	-	-	-	-	-
G465	Wholesale of machinery, equipment and supplies	-	-	88	-	-
G466	Other specialized wholesale	-	-	-	-	-
G471	Retail sale in non-specialized stores	-	-	15	-	-
G472	Retail sale of food, beverages and tobacco in specialized stores	-	-	-	-	-
G473	Retail sale of automotive fuel in specialized stores	-	-	-	-	-
G474	Retail sale of information and communications equipment in specialized stores	-	-	-	-	-
G475	Retail sale of other household equipment in specialized stores	-	-	-	-	-
G476	Retail sale of cultural and recreation goods in specialized stores	-	-	-	-	-
G477	Retail sale of other goods in specialized stores	-	-	-	-	-
G479	Retail trade not in stores, stalls or markets	\$	\$	\$	\$	\$
XII - SOCCSKSARGEN		-	-	-	-	-
G451	Sale of motor vehicles	-	-	-	-	-
G452	Maintenance and repair of motor vehicles	\$	\$	\$	\$	\$
G453	Sale of motor vehicle parts and accessories	-	-	-	-	-
G454	Sale, maintenance and repair of motorcycles and related parts and accessories	-	-	-	-	-
G462	Wholesale of agricultural raw materials and live animals	-	-	-	-	-
G463	Wholesale of food, beverages and tobacco	-	-	-	-	-
G464	Wholesale of household goods	-	-	-	-	-
G465	Wholesale of machinery, equipment and supplies	\$	\$	\$	\$	\$
G466	Other specialized wholesale	\$	\$	\$	\$	\$
G471	Retail sale in non-specialized stores	-	-	-	-	-
G472	Retail sale of food, beverages and tobacco in specialized stores	-	-	-	-	-
G473	Retail sale of automotive fuel in specialized stores	-	-	-	-	-
G474	Retail sale of information and communications equipment in specialized stores	\$	\$	\$	\$	\$
G475	Retail sale of other household equipment in specialized stores	-	-	-	-	-

Continued

TABLE 8a.1 --Concluded

2009 PSIC Code	Region/ Industry Description	Sale of Tangible Fixed Assets				
		Specialized Industrial Machineries	General Machinery and Equipment	Other Machinery and Equipment	Valuables	Other Tangible Fixed Assets
		(7)	(8)	(9)	(10)	(11)
G476	Retail sale of cultural and recreation goods in specialized stores	\$	\$	\$	\$	\$
G477	Retail sale of other goods in specialized stores	-	-	-	-	-
	XIII - Caraga	-	-	76	-	-
G451	Sale of motor vehicles	-	-	-	-	-
G452	Maintenance and repair of motor vehicles	\$	\$	\$	\$	\$
G454	Sale, maintenance and repair of motorcycles and related parts and accessories	-	-	-	-	-
G462	Wholesale of agricultural raw materials and live animals	\$	\$	\$	\$	\$
G463	Wholesale of food, beverages and tobacco	-	-	-	-	-
G464	Wholesale of household goods	-	-	-	-	-
G465	Wholesale of machinery, equipment and supplies	-	-	76	-	-
G466	Other specialized wholesale	-	-	-	-	-
G471	Retail sale in non-specialized stores	-	-	-	-	-
G472	Retail sale of food, beverages and tobacco in specialized stores	-	-	-	-	-
G473	Retail sale of automotive fuel in specialized stores	-	-	-	-	-
G474	Retail sale of information and communications equipment in specialized stores	\$	\$	\$	\$	\$
G475	Retail sale of other household equipment in specialized stores	-	-	-	-	-
G477	Retail sale of other goods in specialized stores	-	-	-	-	-
	ARMM	-	-	-	-	-
G462	Wholesale of agricultural raw materials and live animals	\$	\$	\$	\$	\$
G463	Wholesale of food, beverages and tobacco	\$	\$	\$	\$	\$
G466	Other specialized wholesale	\$	\$	\$	\$	\$
G471	Retail sale in non-specialized stores	-	-	-	-	-
G473	Retail sale of automotive fuel in specialized stores	\$	\$	\$	\$	\$

TABLE 8a.2 Number of Establishments and Losses and Damages of Tangible Fixed Assets by Type for Wholesale and Retail Trade; Repair of Motor Vehicles and Motorcycles Establishments with Total Employment of 20 and Over by Region and Industry Group: Philippines, 2017

(Values are in thousand pesos, except number of establishments. Details may not add-up to total due to rounding and/or statistical disclosure control.)

2009 PSIC Code	Region/ Industry Description	Number of Establishments	Losses and Damages				
			Total	Land	Buildings, Other Structures and Land Improvements	Transport Equipment	ICT Machinery and Equipment
		(1)	(2)	(3)	(4)	(5)	(6)
	PHILIPPINES	8,301	937,827	232	330,011	365,656	32,478
G451	Sale of motor vehicles	360	22,815	189	5,990	6,559	-
G452	Maintenance and repair of motor vehicles	114	-	-	-	-	-
G453	Sale of motor vehicle parts and accessories	204	93,722	44	29,132	53,097	4,648
G454	Sale, maintenance and repair of motorcycles and related parts and accessories	200	87	-	-	1	-
G461	Wholesale on a fee or contract basis	58	3,155	-	-	1,585	-
G462	Wholesale of agricultural raw materials and live animals	125	15,881	-	881	14,728	-
G463	Wholesale of food, beverages and tobacco	805	49,234	-	20,582	20,029	686
G464	Wholesale of household goods	855	138,459	-	8,720	111,426	5,268
G465	Wholesale of machinery, equipment and supplies	484	62,510	-	10,107	6,262	2,109
G466	Other specialized wholesale	544	57,798	-	3,083	18,727	6,367
G469	Non-specialized wholesale trade	15	-	-	-	-	-
G471	Retail sale in non-specialized stores	1,532	196,943	-	118,796	20,005	8,375
G472	Retail sale of food, beverages and tobacco in specialized stores	151	293	-	-	-	48
G473	Retail sale of automotive fuel in specialized stores	435	1,088	-	181	133	-
G474	Retail sale of information and communications equipment in specialized stores	151	-	-	-	-	-
G475	Retail sale of other household equipment in specialized stores	1,102	81,291	-	20,114	19,043	4,623
G476	Retail sale of cultural and recreation goods in specialized stores	116	-	-	-	-	-
G477	Retail sale of other goods in specialized stores	1,032	214,551	-	112,425	94,061	354
G479	Retail trade not in stores, stalls or markets	18	-	-	-	-	-
	NCR	3,401	477,706	-	147,008	275,214	17,142
G451	Sale of motor vehicles	152	753	-	-	753	-
G452	Maintenance and repair of motor vehicles	60	-	-	-	-	-
G453	Sale of motor vehicle parts and accessories	110	71,764	-	13,933	51,717	4,648
G454	Sale, maintenance and repair of motorcycles and related parts and accessories	32	-	-	-	-	-
G461	Wholesale on a fee or contract basis	34	3,155	-	-	1,585	-
G462	Wholesale of agricultural raw materials and live animals	31	-	-	-	-	-
G463	Wholesale of food, beverages and tobacco	205	17,701	-	6,228	5,652	395
G464	Wholesale of household goods	584	126,886	-	7,434	102,304	5,268
G465	Wholesale of machinery, equipment and supplies	378	14,278	-	6,523	3,455	1,916
G466	Other specialized wholesale	304	33,035	-	2,501	17,498	4,914
G469	Non-specialized wholesale trade	12	-	-	-	-	-

Continued

TABLE 8a.2 --Continued

2009 PSIC Code	Region/ Industry Description	Number of Establishments	Losses and Damages				
			Total	Land	Buildings, Other Structures and Land Improvements	Transport Equipment	ICT Machinery and Equipment
		(1)	(2)	(3)	(4)	(5)	(6)
G471	Retail sale in non-specialized stores	308	-	-	-	-	-
G472	Retail sale of food, beverages and tobacco in specialized stores	59	-	-	-	-	-
G473	Retail sale of automotive fuel in specialized stores	142	-	-	-	-	-
G474	Retail sale of information and communications equipment in specialized stores	84	-	-	-	-	-
G475	Retail sale of other household equipment in specialized stores	326	-	-	-	-	-
G476	Retail sale of cultural and recreation goods in specialized stores	76	-	-	-	-	-
G477	Retail sale of other goods in specialized stores	489	210,134	-	110,388	92,250	-
G479	Retail trade not in stores, stalls or markets	15	-	-	-	-	-
	CAR	71	102	-	-	-	102
G451	Sale of motor vehicles	s	s	s	s	s	s
G453	Sale of motor vehicle parts and accessories	s	s	s	s	s	s
G454	Sale, maintenance and repair of motorcycles and related parts and accessories	s	s	s	s	s	s
G462	Wholesale of agricultural raw materials and live animals	s	s	s	s	s	s
G463	Wholesale of food, beverages and tobacco	10	-	-	-	-	-
G464	Wholesale of household goods	s	s	s	s	s	s
G465	Wholesale of machinery, equipment and supplies	s	s	s	s	s	s
G466	Other specialized wholesale	s	s	s	s	s	s
G471	Retail sale in non-specialized stores	28	102	-	-	-	102
G473	Retail sale of automotive fuel in specialized stores	7	-	-	-	-	-
G474	Retail sale of information and communications equipment in specialized stores	s	s	s	s	s	s
G475	Retail sale of other household equipment in specialized stores	5	-	-	-	-	-
G477	Retail sale of other goods in specialized stores	9	-	-	-	-	-
	I - Ilocos	265	2,862	-	99	2,723	9
G451	Sale of motor vehicles	10	-	-	-	-	-
G452	Maintenance and repair of motor vehicles	s	s	s	s	s	s
G453	Sale of motor vehicle parts and accessories	7	-	-	-	-	-
G454	Sale, maintenance and repair of motorcycles and related parts and accessories	14	-	-	-	-	-
G462	Wholesale of agricultural raw materials and live animals	s	s	s	s	s	s
G463	Wholesale of food, beverages and tobacco	42	1,090	-	75	1,006	9
G464	Wholesale of household goods	11	-	-	-	-	-

Continued

TABLE 8a.2 --Continued

2009 PSIC Code	Region/ Industry Description	Number of Establishments	Losses and Damages				
			Total	Land	Buildings, Other Structures and Land Improvements	Transport Equipment	ICT Machinery and Equipment
			(1)	(2)	(3)	(4)	(5)
G466	Other specialized wholesale	8	-	-	-	-	-
G471	Retail sale in non-specialized stores	77	-	-	-	-	-
G472	Retail sale of food, beverages and tobacco in specialized stores	4	-	-	-	-	-
G473	Retail sale of automotive fuel in specialized stores	10	-	-	-	-	-
G474	Retail sale of information and communications equipment in specialized stores	5	-	-	-	-	-
G475	Retail sale of other household equipment in specialized stores	38	-	-	-	-	-
G476	Retail sale of cultural and recreation goods in specialized stores	4	-	-	-	-	-
G477	Retail sale of other goods in specialized stores	31	1,772	-	24	1,717	-
II - Cagayan Valley		151	18,453	-	3,393	5,050	-
G451	Sale of motor vehicles	6	-	-	-	-	-
G453	Sale of motor vehicle parts and accessories	s	s	s	s	s	s
G454	Sale, maintenance and repair of motorcycles and related parts and accessories	8	-	-	-	-	-
G462	Wholesale of agricultural raw materials and live animals	17	-	-	-	-	-
G463	Wholesale of food, beverages and tobacco	28	220	-	60	150	-
G464	Wholesale of household goods	7	-	-	-	-	-
G465	Wholesale of machinery, equipment and supplies	s	s	s	s	s	s
G466	Other specialized wholesale	3	-	-	-	-	-
G471	Retail sale in non-specialized stores	26	-	-	-	-	-
G472	Retail sale of food, beverages and tobacco in specialized stores	3	-	-	-	-	-
G473	Retail sale of automotive fuel in specialized stores	8	-	-	-	-	-
G474	Retail sale of information and communications equipment in specialized stores	s	s	s	s	s	s
G475	Retail sale of other household equipment in specialized stores	18	18,233	-	3,333	4,900	-
G476	Retail sale of cultural and recreation goods in specialized stores	s	s	s	s	s	s
G477	Retail sale of other goods in specialized stores	21	-	-	-	-	-
III - Central Luzon		628	75,364	-	28,674	32,761	-
G451	Sale of motor vehicles	39	21,119	-	5,457	5,600	-
G452	Maintenance and repair of motor vehicles	7	-	-	-	-	-
G453	Sale of motor vehicle parts and accessories	5	-	-	-	-	-
G454	Sale, maintenance and repair of motorcycles and related parts and accessories	20	-	-	-	-	-
G461	Wholesale on a fee or contract basis	s	s	s	s	s	s

Continued

TABLE 8a.2 --Continued

2009 PSIC Code	Region/ Industry Description	Number of Establishments	Losses and Damages				
			Total	Land	Buildings, Other Structures and Land Improvements	Transport Equipment	ICT Machinery and Equipment
		(1)	(2)	(3)	(4)	(5)	(6)
G462	Wholesale of agricultural raw materials and live animals	15	-	-	-	-	-
G463	Wholesale of food, beverages and tobacco	67	17,598	-	6,483	9,827	-
G464	Wholesale of household goods	32	148	-	-	-	-
G465	Wholesale of machinery, equipment and supplies	5	-	-	-	-	-
G466	Other specialized wholesale	38	-	-	-	-	-
G469	Non-specialized wholesale trade	s	s	s	s	s	s
G471	Retail sale in non-specialized stores	177	23,198	-	8,546	12,954	-
G472	Retail sale of food, beverages and tobacco in specialized stores	10	-	-	-	-	-
G473	Retail sale of automotive fuel in specialized stores	51	-	-	-	-	-
G474	Retail sale of information and communications equipment in specialized stores	5	-	-	-	-	-
G475	Retail sale of other household equipment in specialized stores	84	13,300	-	8,188	4,380	-
G476	Retail sale of cultural and recreation goods in specialized stores	6	-	-	-	-	-
G477	Retail sale of other goods in specialized stores	63	-	-	-	-	-
IVA - CALABARZON		875	72,553	-	19,416	5,766	293
G451	Sale of motor vehicles	35	-	-	-	-	-
G452	Maintenance and repair of motor vehicles	17	-	-	-	-	-
G453	Sale of motor vehicle parts and accessories	16	21,739	-	15,076	1,332	-
G454	Sale, maintenance and repair of motorcycles and related parts and accessories	21	-	-	-	-	-
G461	Wholesale on a fee or contract basis	s	s	s	s	s	s
G462	Wholesale of agricultural raw materials and live animals	3	-	-	-	-	-
G463	Wholesale of food, beverages and tobacco	78	1,984	-	-	1,984	-
G464	Wholesale of household goods	37	-	-	-	-	-
G465	Wholesale of machinery, equipment and supplies	30	46,185	-	2,326	2,450	-
G466	Other specialized wholesale	57	-	-	-	-	-
G469	Non-specialized wholesale trade	s	s	s	s	s	s
G471	Retail sale in non-specialized stores	234	199	-	180	-	19
G472	Retail sale of food, beverages and tobacco in specialized stores	14	293	-	-	-	48
G473	Retail sale of automotive fuel in specialized stores	82	-	-	-	-	-
G474	Retail sale of information and communications equipment in specialized stores	7	-	-	-	-	-
G475	Retail sale of other household equipment in specialized stores	131	-	-	-	-	-
G476	Retail sale of cultural and recreation goods in specialized stores	s	s	s	s	s	s
G477	Retail sale of other goods in specialized stores	108	2,153	-	1,834	-	226

Continued

TABLE 8a.2 --Continued

2009 PSIC Code	Region/ Industry Description	Number of Establishments	Losses and Damages					
			Total	Land	Buildings, Other Structures and Land Improvements	Transport Equipment	ICT Machinery and Equipment	
								(1)
IVB - MIMAROPA			108	23,487	-	15,240	825	921
G451	Sale of motor vehicles	s	s	s	s	s	s	s
G453	Sale of motor vehicle parts and accessories	s	s	s	s	s	s	s
G454	Sale, maintenance and repair of motorcycles and related parts and accessories	8	-	-	-	-	-	-
G462	Wholesale of agricultural raw materials and live animals	11	96	-	-	96	-	-
G463	Wholesale of food, beverages and tobacco	30	-	-	-	-	-	-
G464	Wholesale of household goods	s	s	s	s	s	s	s
G466	Other specialized wholesale	s	s	s	s	s	s	s
G471	Retail sale in non-specialized stores	30	23,282	-	15,165	729	914	
G472	Retail sale of food, beverages and tobacco in specialized stores	s	s	s	s	s	s	s
G473	Retail sale of automotive fuel in specialized stores	3	-	-	-	-	-	-
G474	Retail sale of information and communications equipment in specialized stores	3	-	-	-	-	-	-
G475	Retail sale of other household equipment in specialized stores	10	109	-	76	-	6	
G477	Retail sale of other goods in specialized stores	6	-	-	-	-	-	-
V - Bicol			244	-	-	-	-	-
G451	Sale of motor vehicles	3	-	-	-	-	-	-
G452	Maintenance and repair of motor vehicles	s	s	s	s	s	s	s
G453	Sale of motor vehicle parts and accessories	s	s	s	s	s	s	s
G454	Sale, maintenance and repair of motorcycles and related parts and accessories	7	-	-	-	-	-	-
G461	Wholesale on a fee or contract basis	s	s	s	s	s	s	s
G462	Wholesale of agricultural raw materials and live animals	4	-	-	-	-	-	-
G463	Wholesale of food, beverages and tobacco	49	-	-	-	-	-	-
G464	Wholesale of household goods	17	-	-	-	-	-	-
G465	Wholesale of machinery, equipment and supplies	s	s	s	s	s	s	s
G466	Other specialized wholesale	4	-	-	-	-	-	-
G471	Retail sale in non-specialized stores	66	-	-	-	-	-	-
G472	Retail sale of food, beverages and tobacco in specialized stores	s	s	s	s	s	s	s
G473	Retail sale of automotive fuel in specialized stores	6	-	-	-	-	-	-
G474	Retail sale of information and communications equipment in specialized stores	3	-	-	-	-	-	-
G475	Retail sale of other household equipment in specialized stores	26	-	-	-	-	-	-

Continued

TABLE 8a.2 --Continued

2009 PSIC Code	Region/ Industry Description	Number of Establishments	Losses and Damages				
			Total	Land	Buildings, Other Structures and Land Improvements	Transport Equipment	ICT Machinery and Equipment
		(1)	(2)	(3)	(4)	(5)	(6)
G476	Retail sale of cultural and recreation goods in specialized stores	s	s	s	s	s	s
G477	Retail sale of other goods in specialized stores	50	-	-	-	-	-
VI - Western Visayas		454	10,639	-	7,577	2,356	281
G451	Sale of motor vehicles	21	-	-	-	-	-
G452	Maintenance and repair of motor vehicles	4	-	-	-	-	-
G453	Sale of motor vehicle parts and accessories	6	-	-	-	-	-
G454	Sale, maintenance and repair of motorcycles and related parts and accessories	18	-	-	-	-	-
G462	Wholesale of agricultural raw materials and live animals	s	s	s	s	s	s
G463	Wholesale of food, beverages and tobacco	60	9,536	-	7,554	1,276	281
G464	Wholesale of household goods	24	-	-	-	-	-
G465	Wholesale of machinery, equipment and supplies	6	23	-	23	-	-
G466	Other specialized wholesale	11	-	-	-	-	-
G471	Retail sale in non-specialized stores	115	1,080	-	-	1,080	-
G472	Retail sale of food, beverages and tobacco in specialized stores	10	-	-	-	-	-
G473	Retail sale of automotive fuel in specialized stores	15	-	-	-	-	-
G474	Retail sale of information and communications equipment in specialized stores	7	-	-	-	-	-
G475	Retail sale of other household equipment in specialized stores	97	-	-	-	-	-
G476	Retail sale of cultural and recreation goods in specialized stores	s	s	s	s	s	s
G477	Retail sale of other goods in specialized stores	57	-	-	-	-	-
VII - Central Visayas		710	18,121	-	963	8,039	3,142
G451	Sale of motor vehicles	44	-	-	-	-	-
G452	Maintenance and repair of motor vehicles	8	-	-	-	-	-
G453	Sale of motor vehicle parts and accessories	21	-	-	-	-	-
G454	Sale, maintenance and repair of motorcycles and related parts and accessories	28	-	-	-	-	-
G461	Wholesale on a fee or contract basis	7	-	-	-	-	-
G462	Wholesale of agricultural raw materials and live animals	7	4,419	-	881	3,266	-
G463	Wholesale of food, beverages and tobacco	58	-	-	-	-	-
G464	Wholesale of household goods	51	-	-	-	-	-
G465	Wholesale of machinery, equipment and supplies	32	81	-	81	-	-
G466	Other specialized wholesale	54	8,389	-	-	1,230	1,453
G469	Non-specialized wholesale trade	s	s	s	s	s	s

Continued

TABLE 8a.2 --Continued

2009 PSIC Code	Region/ Industry Description	Number of Establishments	Losses and Damages				
			Total	Land	Buildings, Other Structures and Land Improvements	Transport Equipment	ICT Machinery and Equipment
G471	Retail sale in non-specialized stores	126	-	-	-	-	-
G472	Retail sale of food, beverages and tobacco in specialized stores	16	-	-	-	-	-
G473	Retail sale of automotive fuel in specialized stores	43	-	-	-	-	-
G474	Retail sale of information and communications equipment in specialized stores	19	-	-	-	-	-
G475	Retail sale of other household equipment in specialized stores	118	5,232	-	-	3,543	1,689
G476	Retail sale of cultural and recreation goods in specialized stores	11	-	-	-	-	-
G477	Retail sale of other goods in specialized stores	64	-	-	-	-	-
G479	Retail trade not in stores, stalls or markets	s	s	s	s	s	s
VIII - Eastern Visayas		158	53,207	-	7,531	17,517	2,189
G451	Sale of motor vehicles	3	-	-	-	-	-
G452	Maintenance and repair of motor vehicles	s	s	s	s	s	s
G453	Sale of motor vehicle parts and accessories	s	s	s	s	s	s
G454	Sale, maintenance and repair of motorcycles and related parts and accessories	5	-	-	-	-	-
G461	Wholesale on a fee or contract basis	s	s	s	s	s	s
G462	Wholesale of agricultural raw materials and live animals	6	11,366	-	-	11,366	-
G463	Wholesale of food, beverages and tobacco	33	-	-	-	-	-
G464	Wholesale of household goods	9	-	-	-	-	-
G466	Other specialized wholesale	4	-	-	-	-	-
G471	Retail sale in non-specialized stores	39	-	-	-	-	-
G472	Retail sale of food, beverages and tobacco in specialized stores	s	s	s	s	s	s
G473	Retail sale of automotive fuel in specialized stores	9	-	-	-	-	-
G474	Retail sale of information and communications equipment in specialized stores	s	s	s	s	s	s
G475	Retail sale of other household equipment in specialized stores	34	41,841	-	7,531	6,151	2,189
G477	Retail sale of other goods in specialized stores	10	-	-	-	-	-
IX - Zamboanga Peninsula		159	2,898	-	181	1,389	466
G451	Sale of motor vehicles	s	s	s	s	s	s
G453	Sale of motor vehicle parts and accessories	s	s	s	s	s	s
G454	Sale, maintenance and repair of motorcycles and related parts and accessories	5	-	-	-	-	-
G461	Wholesale on a fee or contract basis	3	-	-	-	-	-
G462	Wholesale of agricultural raw materials and live animals	5	-	-	-	-	-

Continued

TABLE 8a.2 --Continued

2009 PSIC Code	Region/ Industry Description	Number of Establishments	Losses and Damages				
			Total	Land	Buildings, Other Structures and Land Improvements	Transport Equipment	ICT Machinery and Equipment
			(1)	(2)	(3)	(4)	(5)
G463	Wholesale of food, beverages and tobacco	19	1,088	-	181	133	
G464	Wholesale of household goods	13	-	-	-	-	
G465	Wholesale of machinery, equipment and supplies	s	s	s	s	s	s
G466	Other specialized wholesale	4	-	-	-	-	-
G471	Retail sale in non-specialized stores	51	1,721	-	-	1,255	466
G472	Retail sale of food, beverages and tobacco in specialized stores	6	-	-	-	-	-
G473	Retail sale of automotive fuel in specialized stores	5	-	-	-	-	-
G475	Retail sale of other household equipment in specialized stores	25	89	-	-	1	-
G476	Retail sale of cultural and recreation goods in specialized stores	s	s	s	s	s	s
G477	Retail sale of other goods in specialized stores	17	-	-	-	-	-
X - Northern Mindanao		286	3,362	232	1,147	389	716
G451	Sale of motor vehicles	17	943	189	533	207	-
G452	Maintenance and repair of motor vehicles	s	s	s	s	s	s
G453	Sale of motor vehicle parts and accessories	11	218	44	123	48	-
G454	Sale, maintenance and repair of motorcycles and related parts and accessories	7	87	-	-	1	-
G462	Wholesale of agricultural raw materials and live animals	6	-	-	-	-	-
G463	Wholesale of food, beverages and tobacco	37	-	-	-	-	-
G464	Wholesale of household goods	21	-	-	-	-	-
G465	Wholesale of machinery, equipment and supplies	6	310	-	310	-	-
G466	Other specialized wholesale	16	-	-	-	-	-
G471	Retail sale in non-specialized stores	61	-	-	-	-	-
G472	Retail sale of food, beverages and tobacco in specialized stores	7	-	-	-	-	-
G473	Retail sale of automotive fuel in specialized stores	15	1,088	-	181	133	-
G474	Retail sale of information and communications equipment in specialized stores	3	-	-	-	-	-
G475	Retail sale of other household equipment in specialized stores	49	716	-	-	-	716
G476	Retail sale of cultural and recreation goods in specialized stores	s	s	s	s	s	s
G477	Retail sale of other goods in specialized stores	25	-	-	-	-	-
XI - Davao		443	178,675	-	98,685	13,541	7,090
G451	Sale of motor vehicles	14	-	-	-	-	-
G452	Maintenance and repair of motor vehicles	11	-	-	-	-	-
G453	Sale of motor vehicle parts and accessories	13	-	-	-	-	-

Continued

TABLE 8a.2 --Continued

2009 PSIC Code	Region/ Industry Description	Number of Establishments	Losses and Damages				
			Total	Land	Buildings, Other Structures and Land Improvements	Transport Equipment	ICT Machinery and Equipment
			(1)	(2)	(3)	(4)	(5)
G454	Sale, maintenance and repair of motorcycles and related parts and accessories	13	-	-	-	-	-
G461	Wholesale on a fee or contract basis	7	-	-	-	-	-
G462	Wholesale of agricultural raw materials and live animals	4	-	-	-	-	-
G463	Wholesale of food, beverages and tobacco	38	17	-	-	-	-
G464	Wholesale of household goods	26	11,424	-	1,286	9,122	-
G465	Wholesale of machinery, equipment and supplies	17	1,633	-	844	357	193
G466	Other specialized wholesale	31	16,374	-	582	-	-
G471	Retail sale in non-specialized stores	103	147,362	-	94,905	3,986	6,874
G472	Retail sale of food, beverages and tobacco in specialized stores	5	-	-	-	-	-
G473	Retail sale of automotive fuel in specialized stores	21	-	-	-	-	-
G474	Retail sale of information and communications equipment in specialized stores	7	-	-	-	-	-
G475	Retail sale of other household equipment in specialized stores	82	1,771	-	986	68	24
G476	Retail sale of cultural and recreation goods in specialized stores	6	-	-	-	-	-
G477	Retail sale of other goods in specialized stores	44	94	-	83	8	-
G479	Retail trade not in stores, stalls or markets	s	s	s	s	s	s
XII - SOCCSKSARGEN		219	398	-	96	87	127
G451	Sale of motor vehicles	5	-	-	-	-	-
G452	Maintenance and repair of motor vehicles	s	s	s	s	s	s
G453	Sale of motor vehicle parts and accessories	5	-	-	-	-	-
G454	Sale, maintenance and repair of motorcycles and related parts and accessories	7	-	-	-	-	-
G462	Wholesale of agricultural raw materials and live animals	7	-	-	-	-	-
G463	Wholesale of food, beverages and tobacco	35	-	-	-	-	-
G464	Wholesale of household goods	10	-	-	-	-	-
G465	Wholesale of machinery, equipment and supplies	s	s	s	s	s	s
G466	Other specialized wholesale	s	s	s	s	s	s
G471	Retail sale in non-specialized stores	55	-	-	-	-	-
G472	Retail sale of food, beverages and tobacco in specialized stores	7	-	-	-	-	-
G473	Retail sale of automotive fuel in specialized stores	10	-	-	-	-	-
G474	Retail sale of information and communications equipment in specialized stores	s	s	s	s	s	s
G475	Retail sale of other household equipment in specialized stores	44	-	-	-	-	-
G476	Retail sale of cultural and recreation goods in specialized stores	s	s	s	s	s	s

Continued

TABLE 8a.2 --Continued

2009 PSIC Code	Region/ Industry Description	Number of Establishments	Losses and Damages				
			Total	Land	Buildings, Other Structures and Land Improvements	Transport Equipment	ICT Machinery and Equipment
		(1)	(2)	(3)	(4)	(5)	(6)
G477	Retail sale of other goods in specialized stores	26	398	-	96	87	127
	XIII - Caraga	118	-	-	-	-	-
G451	Sale of motor vehicles	6	-	-	-	-	-
G452	Maintenance and repair of motor vehicles	s	s	s	s	s	s
G454	Sale, maintenance and repair of motorcycles and related parts and accessories	6	-	-	-	-	-
G462	Wholesale of agricultural raw materials and live animals	s	s	s	s	s	s
G463	Wholesale of food, beverages and tobacco	15	-	-	-	-	-
G464	Wholesale of household goods	10	-	-	-	-	-
G465	Wholesale of machinery, equipment and supplies	3	-	-	-	-	-
G466	Other specialized wholesale	4	-	-	-	-	-
G471	Retail sale in non-specialized stores	30	-	-	-	-	-
G472	Retail sale of food, beverages and tobacco in specialized stores	5	-	-	-	-	-
G473	Retail sale of automotive fuel in specialized stores	7	-	-	-	-	-
G474	Retail sale of information and communications equipment in specialized stores	s	s	s	s	s	s
G475	Retail sale of other household equipment in specialized stores	15	-	-	-	-	-
G477	Retail sale of other goods in specialized stores	12	-	-	-	-	-
	ARMM	11	-	-	-	-	-
G462	Wholesale of agricultural raw materials and live animals	s	s	s	s	s	s
G463	Wholesale of food, beverages and tobacco	s	s	s	s	s	s
G466	Other specialized wholesale	s	s	s	s	s	s
G471	Retail sale in non-specialized stores	6	-	-	-	-	-
G473	Retail sale of automotive fuel in specialized stores	s	s	s	s	s	s

Continued

TABLE 8a.2 --Continued

2009 PSIC Code	Region/ Industry Description	Losses and Damages				
		Specialized Industrial Machineries	General Machinery and Equipment	Other Machinery and Equipment	Valuables	Other Tangible Fixed Assets
		(7)	(8)	(9)	(10)	(11)
	PHILIPPINES	30,486	108,223	17,977	2,736	50,028
G451	Sale of motor vehicles	-	6,366	-	-	3,711
G452	Maintenance and repair of motor vehicles	-	-	-	-	-
G453	Sale of motor vehicle parts and accessories	3,006	74	-	-	3,721
G454	Sale, maintenance and repair of motorcycles and related parts and accessories	-	-	86	-	-
G461	Wholesale on a fee or contract basis	-	1,570	-	-	-
G462	Wholesale of agricultural raw materials and live animals	247	20	4	-	-
G463	Wholesale of food, beverages and tobacco	2	2,007	-	-	5,928
G464	Wholesale of household goods	349	436	4,810	2,736	4,715
G465	Wholesale of machinery, equipment and supplies	-	41,410	-	-	2,622
G466	Other specialized wholesale	5,153	16,736	6,815	-	916
G469	Non-specialized wholesale trade	-	-	-	-	-
G471	Retail sale in non-specialized stores	9,266	8,996	4,327	-	27,179
G472	Retail sale of food, beverages and tobacco in specialized stores	-	-	244	-	-
G473	Retail sale of automotive fuel in specialized stores	-	773	-	-	-
G474	Retail sale of information and communications equipment in specialized stores	-	-	-	-	-
G475	Retail sale of other household equipment in specialized stores	12,463	22,276	1,674	-	1,098
G476	Retail sale of cultural and recreation goods in specialized stores	-	-	-	-	-
G477	Retail sale of other goods in specialized stores	-	7,558	16	-	137
G479	Retail trade not in stores, stalls or markets	-	-	-	-	-
	NCR	4,515	9,840	8,275	2,736	12,976
G451	Sale of motor vehicles	-	-	-	-	-
G452	Maintenance and repair of motor vehicles	-	-	-	-	-
G453	Sale of motor vehicle parts and accessories	-	74	-	-	1,393
G454	Sale, maintenance and repair of motorcycles and related parts and accessories	-	-	-	-	-
G461	Wholesale on a fee or contract basis	-	1,570	-	-	-
G462	Wholesale of agricultural raw materials and live animals	-	-	-	-	-
G463	Wholesale of food, beverages and tobacco	-	-	-	-	5,425
G464	Wholesale of household goods	349	287	4,810	2,736	3,698
G465	Wholesale of machinery, equipment and supplies	-	-	-	-	2,382
G466	Other specialized wholesale	4,166	413	3,465	-	77
G469	Non-specialized wholesale trade	-	-	-	-	-
G471	Retail sale in non-specialized stores	-	-	-	-	-

Continued

TABLE 8a.2 --Continued

2009 PSIC Code	Region/ Industry Description	Losses and Damages				
		Specialized Industrial Machineries	General Machinery and Equipment	Other Machinery and Equipment	Valuables	Other Tangible Fixed Assets
		(7)	(8)	(9)	(10)	(11)
G472	Retail sale of food, beverages and tobacco in specialized stores	-	-	-	-	-
G473	Retail sale of automotive fuel in specialized stores	-	-	-	-	-
G474	Retail sale of information and communications equipment in specialized stores	-	-	-	-	-
G475	Retail sale of other household equipment in specialized stores	-	-	-	-	-
G476	Retail sale of cultural and recreation goods in specialized stores	-	-	-	-	-
G477	Retail sale of other goods in specialized stores	-	7,496	-	-	-
G479	Retail trade not in stores, stalls or markets	-	-	-	-	-
	CAR	-	-	-	-	-
G451	Sale of motor vehicles	\$	\$	\$	\$	\$
G453	Sale of motor vehicle parts and accessories	\$	\$	\$	\$	\$
G454	Sale, maintenance and repair of motorcycles and related parts and accessories	\$	\$	\$	\$	\$
G462	Wholesale of agricultural raw materials and live animals	\$	\$	\$	\$	\$
G463	Wholesale of food, beverages and tobacco	-	-	-	-	-
G464	Wholesale of household goods	\$	\$	\$	\$	\$
G465	Wholesale of machinery, equipment and supplies	\$	\$	\$	\$	\$
G466	Other specialized wholesale	\$	\$	\$	\$	\$
G471	Retail sale in non-specialized stores	-	-	-	-	-
G473	Retail sale of automotive fuel in specialized stores	-	-	-	-	-
G474	Retail sale of information and communications equipment in specialized stores	\$	\$	\$	\$	\$
G475	Retail sale of other household equipment in specialized stores	-	-	-	-	-
G477	Retail sale of other goods in specialized stores	-	-	-	-	-
	I - Ilocos	-	24	-	-	7
G451	Sale of motor vehicles	-	-	-	-	-
G452	Maintenance and repair of motor vehicles	\$	\$	\$	\$	\$
G453	Sale of motor vehicle parts and accessories	-	-	-	-	-
G454	Sale, maintenance and repair of motorcycles and related parts and accessories	-	-	-	-	-
G462	Wholesale of agricultural raw materials and live animals	\$	\$	\$	\$	\$
G463	Wholesale of food, beverages and tobacco	-	-	-	-	-
G464	Wholesale of household goods	-	-	-	-	-
G466	Other specialized wholesale	-	-	-	-	-

Continued

TABLE 8a.2 --Continued

2009 PSIC Code	Region/ Industry Description	Losses and Damages				
		Specialized Industrial Machineries	General Machinery and Equipment	Other Machinery and Equipment	Valuables	Other Tangible Fixed Assets
		(7)	(8)	(9)	(10)	(11)
G471	Retail sale in non-specialized stores	-	-	-	-	-
G472	Retail sale of food, beverages and tobacco in specialized stores	-	-	-	-	-
G473	Retail sale of automotive fuel in specialized stores	-	-	-	-	-
G474	Retail sale of information and communications equipment in specialized stores	-	-	-	-	-
G475	Retail sale of other household equipment in specialized stores	-	-	-	-	-
G476	Retail sale of cultural and recreation goods in specialized stores	-	-	-	-	-
G477	Retail sale of other goods in specialized stores	-	24	-	-	7
II - Cagayan Valley		10,002	4	-	-	4
G451	Sale of motor vehicles	-	-	-	-	-
G453	Sale of motor vehicle parts and accessories	S	S	S	S	S
G454	Sale, maintenance and repair of motorcycles and related parts and accessories	-	-	-	-	-
G462	Wholesale of agricultural raw materials and live animals	-	-	-	-	-
G463	Wholesale of food, beverages and tobacco	2	4	-	-	4
G464	Wholesale of household goods	-	-	-	-	-
G465	Wholesale of machinery, equipment and supplies	S	S	S	S	S
G466	Other specialized wholesale	-	-	-	-	-
G471	Retail sale in non-specialized stores	-	-	-	-	-
G472	Retail sale of food, beverages and tobacco in specialized stores	-	-	-	-	-
G473	Retail sale of automotive fuel in specialized stores	-	-	-	-	-
G474	Retail sale of information and communications equipment in specialized stores	S	S	S	S	S
G475	Retail sale of other household equipment in specialized stores	10,000	-	-	-	-
G476	Retail sale of cultural and recreation goods in specialized stores	S	S	S	S	S
G477	Retail sale of other goods in specialized stores	-	-	-	-	-
III - Central Luzon		-	9,328	733	-	3,868
G451	Sale of motor vehicles	-	6,366	-	-	3,696
G452	Maintenance and repair of motor vehicles	-	-	-	-	-
G453	Sale of motor vehicle parts and accessories	-	-	-	-	-
G454	Sale, maintenance and repair of motorcycles and related parts and accessories	-	-	-	-	-
G461	Wholesale on a fee or contract basis	S	S	S	S	S

Continued

TABLE 8a.2 --Continued

2009 PSIC Code	Region/ Industry Description	Losses and Damages				
		Specialized Industrial Machineries	General Machinery and Equipment	Other Machinery and Equipment	Valuables	Other Tangible Fixed Assets
		(7)	(8)	(9)	(10)	(11)
G462	Wholesale of agricultural raw materials and live animals	-	-	-	-	-
G463	Wholesale of food, beverages and tobacco	-	1,214	-	-	74
G464	Wholesale of household goods	-	148	-	-	-
G465	Wholesale of machinery, equipment and supplies	-	-	-	-	-
G466	Other specialized wholesale	-	-	-	-	-
G469	Non-specialized wholesale trade	\$	\$	\$	\$	\$
G471	Retail sale in non-specialized stores	-	1,600	-	-	98
G472	Retail sale of food, beverages and tobacco in specialized stores	-	-	-	-	-
G473	Retail sale of automotive fuel in specialized stores	-	-	-	-	-
G474	Retail sale of information and communications equipment in specialized stores	-	-	-	-	-
G475	Retail sale of other household equipment in specialized stores	-	-	733	-	-
G476	Retail sale of cultural and recreation goods in specialized stores	-	-	-	-	-
G477	Retail sale of other goods in specialized stores	-	-	-	-	-
IVA - CALABARZON		3,006	41,410	244	-	2,417
G451	Sale of motor vehicles	-	-	-	-	-
G452	Maintenance and repair of motor vehicles	-	-	-	-	-
G453	Sale of motor vehicle parts and accessories	3,006	-	-	-	2,325
G454	Sale, maintenance and repair of motorcycles and related parts and accessories	-	-	-	-	-
G461	Wholesale on a fee or contract basis	\$	\$	\$	\$	\$
G462	Wholesale of agricultural raw materials and live animals	-	-	-	-	-
G463	Wholesale of food, beverages and tobacco	-	-	-	-	-
G464	Wholesale of household goods	-	-	-	-	-
G465	Wholesale of machinery, equipment and supplies	-	41,410	-	-	-
G466	Other specialized wholesale	-	-	-	-	-
G469	Non-specialized wholesale trade	\$	\$	\$	\$	\$
G471	Retail sale in non-specialized stores	-	-	-	-	-
G472	Retail sale of food, beverages and tobacco in specialized stores	-	-	244	-	-
G473	Retail sale of automotive fuel in specialized stores	-	-	-	-	-
G474	Retail sale of information and communications equipment in specialized stores	-	-	-	-	-
G475	Retail sale of other household equipment in specialized stores	-	-	-	-	-
G476	Retail sale of cultural and recreation goods in specialized stores	\$	\$	\$	\$	\$
G477	Retail sale of other goods in specialized stores	-	-	-	-	93

Continued

TABLE 8a.2 --Continued

2009 PSIC Code	Region/ Industry Description	Losses and Damages				
		Specialized Industrial Machineries	General Machinery and Equipment	Other Macinery and Equipment	Valuables	Other Tangible Fixed Assets
		(7)	(8)	(9)	(10)	(11)
IVB - MIMAROPA		991	1,142	463	-	3,905
G451	Sale of motor vehicles	S	S	S	S	S
G453	Sale of motor vehicle parts and accessories	S	S	S	S	S
G454	Sale, maintenance and repair of motorcycles and related parts and accessories	-	-	-	-	-
G462	Wholesale of agricultural raw materials and live animals	-	-	-	-	-
G463	Wholesale of food, beverages and tobacco	-	-	-	-	-
G464	Wholesale of household goods	S	S	S	S	S
G466	Other specialized wholesale	S	S	S	S	S
G471	Retail sale in non-specialized stores	991	1,133	463	-	3,886
G472	Retail sale of food, beverages and tobacco in specialized stores	S	S	S	S	S
G473	Retail sale of automotive fuel in specialized stores	-	-	-	-	-
G474	Retail sale of information and communications equipment in specialized stores	-	-	-	-	-
G475	Retail sale of other household equipment in specialized stores	-	8	-	-	19
G477	Retail sale of other goods in specialized stores	-	-	-	-	-
V - Bicol		-	-	-	-	-
G451	Sale of motor vehicles	-	-	-	-	-
G452	Maintenance and repair of motor vehicles	S	S	S	S	S
G453	Sale of motor vehicle parts and accessories	S	S	S	S	S
G454	Sale, maintenance and repair of motorcycles and related parts and accessories	-	-	-	-	-
G461	Wholesale on a fee or contract basis	S	S	S	S	S
G462	Wholesale of agricultural raw materials and live animals	-	-	-	-	-
G463	Wholesale of food, beverages and tobacco	-	-	-	-	-
G464	Wholesale of household goods	-	-	-	-	-
G465	Wholesale of machinery, equipment and supplies	S	S	S	S	S
G466	Other specialized wholesale	-	-	-	-	-
G471	Retail sale in non-specialized stores	-	-	-	-	-
G472	Retail sale of food, beverages and tobacco in specialized stores	S	S	S	S	S
G473	Retail sale of automotive fuel in specialized stores	-	-	-	-	-
G474	Retail sale of information and communications equipment in specialized stores	-	-	-	-	-
G475	Retail sale of other household equipment in specialized stores	-	-	-	-	-

Continued

TABLE 8a.2 --Continued

2009 PSIC Code	Region/ Industry Description	Losses and Damages				
		Specialized Industrial Machineries	General Machinery and Equipment	Other Machinery and Equipment	Valuables	Other Tangible Fixed Assets
		(7)	(8)	(9)	(10)	(11)
G476	Retail sale of cultural and recreation goods in specialized stores	\$	\$	\$	\$	\$
G477	Retail sale of other goods in specialized stores	-	-	-	-	-
	VI - Western Visayas	-	-	-	-	425
G451	Sale of motor vehicles	-	-	-	-	-
G452	Maintenance and repair of motor vehicles	-	-	-	-	-
G453	Sale of motor vehicle parts and accessories	-	-	-	-	-
G454	Sale, maintenance and repair of motorcycles and related parts and accessories	-	-	-	-	-
G462	Wholesale of agricultural raw materials and live animals	\$	\$	\$	\$	\$
G463	Wholesale of food, beverages and tobacco	-	-	-	-	425
G464	Wholesale of household goods	-	-	-	-	-
G465	Wholesale of machinery, equipment and supplies	-	-	-	-	-
G466	Other specialized wholesale	-	-	-	-	-
G471	Retail sale in non-specialized stores	-	-	-	-	-
G472	Retail sale of food, beverages and tobacco in specialized stores	-	-	-	-	-
G473	Retail sale of automotive fuel in specialized stores	-	-	-	-	-
G474	Retail sale of information and communications equipment in specialized stores	-	-	-	-	-
G475	Retail sale of other household equipment in specialized stores	-	-	-	-	-
G476	Retail sale of cultural and recreation goods in specialized stores	\$	\$	\$	\$	\$
G477	Retail sale of other goods in specialized stores	-	-	-	-	-
	VII - Central Visayas	1,234	551	3,355	-	839
G451	Sale of motor vehicles	-	-	-	-	-
G452	Maintenance and repair of motor vehicles	-	-	-	-	-
G453	Sale of motor vehicle parts and accessories	-	-	-	-	-
G454	Sale, maintenance and repair of motorcycles and related parts and accessories	-	-	-	-	-
G461	Wholesale on a fee or contract basis	-	-	-	-	-
G462	Wholesale of agricultural raw materials and live animals	247	20	4	-	-
G463	Wholesale of food, beverages and tobacco	-	-	-	-	-
G464	Wholesale of household goods	-	-	-	-	-
G465	Wholesale of machinery, equipment and supplies	-	-	-	-	-
G466	Other specialized wholesale	987	531	3,350	-	839
G469	Non-specialized wholesale trade	\$	\$	\$	\$	\$

Continued

TABLE 8a.2 --Continued

2009 PSIC Code	Region/ Industry Description	Losses and Damages				
		Specialized Industrial Machineries	General Machinery and Equipment	Other Machinery and Equipment	Valuables	Other Tangible Fixed Assets
		(7)	(8)	(9)	(10)	(11)
G471	Retail sale in non-specialized stores	-	-	-	-	-
G472	Retail sale of food, beverages and tobacco in specialized stores	-	-	-	-	-
G473	Retail sale of automotive fuel in specialized stores	-	-	-	-	-
G474	Retail sale of information and communications equipment in specialized stores	-	-	-	-	-
G475	Retail sale of other household equipment in specialized stores	-	-	-	-	-
G476	Retail sale of cultural and recreation goods in specialized stores	-	-	-	-	-
G477	Retail sale of other goods in specialized stores	-	-	-	-	-
G479	Retail trade not in stores, stalls or markets	\$	\$	\$	\$	\$
VIII - Eastern Visayas		2,463	22,168	547	-	791
G451	Sale of motor vehicles	-	-	-	-	-
G452	Maintenance and repair of motor vehicles	\$	\$	\$	\$	\$
G453	Sale of motor vehicle parts and accessories	\$	\$	\$	\$	\$
G454	Sale, maintenance and repair of motorcycles and related parts and accessories	-	-	-	-	-
G461	Wholesale on a fee or contract basis	\$	\$	\$	\$	\$
G462	Wholesale of agricultural raw materials and live animals	-	-	-	-	-
G463	Wholesale of food, beverages and tobacco	-	-	-	-	-
G464	Wholesale of household goods	-	-	-	-	-
G466	Other specialized wholesale	-	-	-	-	-
G471	Retail sale in non-specialized stores	-	-	-	-	-
G472	Retail sale of food, beverages and tobacco in specialized stores	\$	\$	\$	\$	\$
G473	Retail sale of automotive fuel in specialized stores	-	-	-	-	-
G474	Retail sale of information and communications equipment in specialized stores	\$	\$	\$	\$	\$
G475	Retail sale of other household equipment in specialized stores	2,463	22,168	547	-	791
G477	Retail sale of other goods in specialized stores	-	-	-	-	-
IX - Zamboanga Peninsula		-	773	88	-	-
G451	Sale of motor vehicles	\$	\$	\$	\$	\$
G453	Sale of motor vehicle parts and accessories	\$	\$	\$	\$	\$
G454	Sale, maintenance and repair of motorcycles and related parts and accessories	-	-	-	-	-
G461	Wholesale on a fee or contract basis	-	-	-	-	-
G462	Wholesale of agricultural raw materials and live animals	-	-	-	-	-

Continued

TABLE 8a.2 --Continued

2009 PSIC Code	Region/ Industry Description	Losses and Damages				
		Specialized Industrial Machineries	General Machinery and Equipment	Other Machinery and Equipment	Valuables	Other Tangible Fixed Assets
		(7)	(8)	(9)	(10)	(11)
G463	Wholesale of food, beverages and tobacco	-	773	-	-	-
G464	Wholesale of household goods	-	-	-	-	-
G465	Wholesale of machinery, equipment and supplies	s	s	s	s	s
G466	Other specialized wholesale	-	-	-	-	-
G471	Retail sale in non-specialized stores	-	-	-	-	-
G472	Retail sale of food, beverages and tobacco in specialized stores	-	-	-	-	-
G473	Retail sale of automotive fuel in specialized stores	-	-	-	-	-
G475	Retail sale of other household equipment in specialized stores	-	-	88	-	-
G476	Retail sale of cultural and recreation goods in specialized stores	s	s	s	s	s
G477	Retail sale of other goods in specialized stores	-	-	-	-	-
X - Northern Mindanao		-	773	86	-	18
G451	Sale of motor vehicles	-	-	-	-	15
G452	Maintenance and repair of motor vehicles	s	s	s	s	s
G453	Sale of motor vehicle parts and accessories	-	-	-	-	3
G454	Sale, maintenance and repair of motorcycles and related parts and accessories	-	-	86	-	-
G462	Wholesale of agricultural raw materials and live animals	-	-	-	-	-
G463	Wholesale of food, beverages and tobacco	-	-	-	-	-
G464	Wholesale of household goods	-	-	-	-	-
G465	Wholesale of machinery, equipment and supplies	-	-	-	-	-
G466	Other specialized wholesale	-	-	-	-	-
G471	Retail sale in non-specialized stores	-	-	-	-	-
G472	Retail sale of food, beverages and tobacco in specialized stores	-	-	-	-	-
G473	Retail sale of automotive fuel in specialized stores	-	773	-	-	-
G474	Retail sale of information and communications equipment in specialized stores	-	-	-	-	-
G475	Retail sale of other household equipment in specialized stores	-	-	-	-	-
G476	Retail sale of cultural and recreation goods in specialized stores	s	s	s	s	s
G477	Retail sale of other goods in specialized stores	-	-	-	-	-
XI - Davao		8,275	22,171	4,170	-	24,742
G451	Sale of motor vehicles	-	-	-	-	-
G452	Maintenance and repair of motor vehicles	-	-	-	-	-
G453	Sale of motor vehicle parts and accessories	-	-	-	-	-

Continued

TABLE 8a.2 --Continued

2009 PSIC Code	Region/ Industry Description	Losses and Damages				
		Specialized Industrial Machineries	General Machinery and Equipment	Other Machinery and Equipment	Valuables	Other Tangible Fixed Assets
		(7)	(8)	(9)	(10)	(11)
G454	Sale, maintenance and repair of motorcycles and related parts and accessories	-	-	-	-	-
G461	Wholesale on a fee or contract basis	-	-	-	-	-
G462	Wholesale of agricultural raw materials and live animals	-	-	-	-	-
G463	Wholesale of food, beverages and tobacco	-	17	-	-	-
G464	Wholesale of household goods	-	-	-	-	1,017
G465	Wholesale of machinery, equipment and supplies	-	-	-	-	240
G466	Other specialized wholesale	-	15,792	-	-	-
G471	Retail sale in non-specialized stores	8,275	6,263	3,864	-	23,195
G472	Retail sale of food, beverages and tobacco in specialized stores	-	-	-	-	-
G473	Retail sale of automotive fuel in specialized stores	-	-	-	-	-
G474	Retail sale of information and communications equipment in specialized stores	-	-	-	-	-
G475	Retail sale of other household equipment in specialized stores	-	100	306	-	288
G476	Retail sale of cultural and recreation goods in specialized stores	-	-	-	-	-
G477	Retail sale of other goods in specialized stores	-	-	-	-	3
G479	Retail trade not in stores, stalls or markets	\$	\$	\$	\$	\$
XII - SOCCSKSARGEN		-	38	16	-	34
G451	Sale of motor vehicles	-	-	-	-	-
G452	Maintenance and repair of motor vehicles	\$	\$	\$	\$	\$
G453	Sale of motor vehicle parts and accessories	-	-	-	-	-
G454	Sale, maintenance and repair of motorcycles and related parts and accessories	-	-	-	-	-
G462	Wholesale of agricultural raw materials and live animals	-	-	-	-	-
G463	Wholesale of food, beverages and tobacco	-	-	-	-	-
G464	Wholesale of household goods	-	-	-	-	-
G465	Wholesale of machinery, equipment and supplies	\$	\$	\$	\$	\$
G466	Other specialized wholesale	\$	\$	\$	\$	\$
G471	Retail sale in non-specialized stores	-	-	-	-	-
G472	Retail sale of food, beverages and tobacco in specialized stores	-	-	-	-	-
G473	Retail sale of automotive fuel in specialized stores	-	-	-	-	-
G474	Retail sale of information and communications equipment in specialized stores	\$	\$	\$	\$	\$
G475	Retail sale of other household equipment in specialized stores	-	-	-	-	-

Continued

TABLE 8a.2 --Concluded

2009 PSIC Code	Region/ Industry Description	Losses and Damages				
		Specialized Industrial Machineries	General Machinery and Equipment	Other Machinery and Equipment	Valuables	Other Tangible Fixed Assets
		(7)	(8)	(9)	(10)	(11)
G476	Retail sale of cultural and recreation goods in specialized stores	\$	\$	\$	\$	\$
G477	Retail sale of other goods in specialized stores	-	38	16	-	34
	XIII - Caraga	-	-	-	-	-
G451	Sale of motor vehicles	-	-	-	-	-
G452	Maintenance and repair of motor vehicles	\$	\$	\$	\$	\$
G454	Sale, maintenance and repair of motorcycles and related parts and accessories	-	-	-	-	-
G462	Wholesale of agricultural raw materials and live animals	\$	\$	\$	\$	\$
G463	Wholesale of food, beverages and tobacco	-	-	-	-	-
G464	Wholesale of household goods	-	-	-	-	-
G465	Wholesale of machinery, equipment and supplies	-	-	-	-	-
G466	Other specialized wholesale	-	-	-	-	-
G471	Retail sale in non-specialized stores	-	-	-	-	-
G472	Retail sale of food, beverages and tobacco in specialized stores	-	-	-	-	-
G473	Retail sale of automotive fuel in specialized stores	-	-	-	-	-
G474	Retail sale of information and communications equipment in specialized stores	\$	\$	\$	\$	\$
G475	Retail sale of other household equipment in specialized stores	-	-	-	-	-
G477	Retail sale of other goods in specialized stores	-	-	-	-	-
	ARMM	-	-	-	-	-
G462	Wholesale of agricultural raw materials and live animals	\$	\$	\$	\$	\$
G463	Wholesale of food, beverages and tobacco	\$	\$	\$	\$	\$
G466	Other specialized wholesale	\$	\$	\$	\$	\$
G471	Retail sale in non-specialized stores	-	-	-	-	-
G473	Retail sale of automotive fuel in specialized stores	\$	\$	\$	\$	\$

TABLE 9a Number of Establishments and Book Value of Tangible Fixed Assets by Type for Wholesale and Retail Trade; Repair of Motor Vehicles and Motorcycles Establishments with Total Employment of 20 and Over by Region and Industry Group: Philippines, 2017

(Values are in thousand pesos, except number of establishments. Details may not add-up to total due to rounding and/or statistical disclosure control.)

2009 PSIC Code	Region/ Industry Description	Number of Establishments	Book Value of Tangible Fixed Assets as of 31 December				
			Total	Land	Buildings, Other Structures and Land Improvements	Transport Equipment	ICT Machinery and Equipment
		(1)	(2)	(3)	(4)	(5)	(6)
PHILIPPINES		8,301	233,386,087	38,948,769	96,181,460	22,455,545	10,500,266
G451	Sale of motor vehicles	360	19,799,204	4,936,937	10,190,766	1,943,133	362,760
G452	Maintenance and repair of motor vehicles	114	1,157,413	173,231	155,495	97,823	9,103
G453	Sale of motor vehicle parts and accessories	204	3,489,822	1,499,361	981,180	523,325	103,721
G454	Sale, maintenance and repair of motorcycles and related parts and accessories	200	1,578,032	461,895	710,872	206,922	32,703
G461	Wholesale on a fee or contract basis	58	504,551	138,221	169,759	66,664	14,605
G462	Wholesale of agricultural raw materials and live animals	125	2,450,498	437,172	932,802	559,029	174,064
G463	Wholesale of food, beverages and tobacco	805	22,247,278	4,291,129	7,460,613	2,889,539	700,174
G464	Wholesale of household goods	855	21,905,925	3,232,403	7,597,005	4,906,503	1,260,679
G465	Wholesale of machinery, equipment and supplies	484	15,948,934	2,354,900	2,987,278	2,067,656	1,135,020
G466	Other specialized wholesale	544	34,856,883	7,220,792	13,594,061	2,817,258	681,010
G469	Non-specialized wholesale trade	15	357,731	77,527	186,306	41,013	36,097
G471	Retail sale in non-specialized stores	1,532	58,905,009	7,505,480	34,522,391	2,012,064	3,072,608
G472	Retail sale of food, beverages and tobacco in specialized stores	151	1,939,362	356,106	718,071	396,038	88,596
G473	Retail sale of automotive fuel in specialized stores	435	16,822,531	723,137	2,162,684	501,361	204,275
G474	Retail sale of information and communications equipment in specialized stores	151	1,301,319	219,813	362,902	175,975	419,133
G475	Retail sale of other household equipment in specialized stores	1,102	16,974,171	3,834,285	7,626,245	1,747,779	992,575
G476	Retail sale of cultural and recreation goods in specialized stores	116	1,037,054	205,139	503,548	90,206	87,755
G477	Retail sale of other goods in specialized stores	1,032	11,596,619	1,280,414	5,219,487	1,398,528	1,064,232
G479	Retail trade not in stores, stalls or markets	18	513,750	828	99,995	14,729	61,155
NCR		3,401	99,561,861	17,935,870	42,412,416	11,925,144	5,690,479
G451	Sale of motor vehicles	152	10,303,452	2,646,117	5,798,278	994,751	200,600
G452	Maintenance and repair of motor vehicles	60	506,064	64,660	100,697	74,419	7,255
G453	Sale of motor vehicle parts and accessories	110	2,468,604	1,157,240	688,809	350,413	64,633
G454	Sale, maintenance and repair of motorcycles and related parts and accessories	32	543,838	149,200	237,741	92,329	12,100
G461	Wholesale on a fee or contract basis	34	336,577	61,787	135,751	54,212	10,266
G462	Wholesale of agricultural raw materials and live animals	31	879,749	107,664	470,893	192,338	18,264
G463	Wholesale of food, beverages and tobacco	205	5,688,121	1,086,314	1,851,414	511,678	275,168
G464	Wholesale of household goods	584	18,248,438	2,326,007	6,320,569	4,194,225	1,133,834
G465	Wholesale of machinery, equipment and supplies	378	10,985,284	2,172,803	2,564,597	1,712,964	1,012,493
G466	Other specialized wholesale	304	18,569,438	4,350,062	8,326,809	1,819,232	343,197
G469	Non-specialized wholesale trade	12	344,755	77,527	186,286	40,395	34,774

Continued

TABLE 9a --Continued

2009 PSIC Code	Region/ Industry Description	Number of Establishments	Book Value of Tangible Fixed Assets as of 31 December				
			Total	Land	Buildings, Other Structures and Land Improvements	Transport Equipment	ICT Machinery and Equipment
			(1)	(2)	(3)	(4)	(5)
G471	Retail sale in non-specialized stores	308	14,066,529	1,094,863	8,482,149	266,228	807,609
G472	Retail sale of food, beverages and tobacco in specialized stores	59	845,174	119,368	387,977	207,092	37,239
G473	Retail sale of automotive fuel in specialized stores	142	306,853	91,872	26,139	100,087	56,800
G474	Retail sale of information and communications equipment in specialized stores	84	862,772	84,483	154,604	123,544	401,777
G475	Retail sale of other household equipment in specialized stores	326	6,338,383	1,506,271	3,100,862	461,287	488,235
G476	Retail sale of cultural and recreation goods in specialized stores	76	775,437	104,341	439,885	61,346	73,550
G477	Retail sale of other goods in specialized stores	489	6,983,550	734,654	3,039,133	656,163	652,987
G479	Retail trade not in stores, stalls or markets	15	508,843	637	99,824	12,440	59,698
	CAR	71	1,245,959	109,803	744,590	63,158	35,058
G451	Sale of motor vehicles	s	s	s	s	s	s
G453	Sale of motor vehicle parts and accessories	s	s	s	s	s	s
G454	Sale, maintenance and repair of motorcycles and related parts and accessories	s	s	s	s	s	s
G462	Wholesale of agricultural raw materials and live animals	s	s	s	s	s	s
G463	Wholesale of food, beverages and tobacco	10	257,699	33,241	85,954	25,809	6,578
G464	Wholesale of household goods	s	s	s	s	s	s
G465	Wholesale of machinery, equipment and supplies	s	s	s	s	s	s
G466	Other specialized wholesale	s	s	s	s	s	s
G471	Retail sale in non-specialized stores	28	740,281	26,824	553,750	7,620	16,139
G473	Retail sale of automotive fuel in specialized stores	7	54,878	-	37,897	2,953	2,641
G474	Retail sale of information and communications equipment in specialized stores	s	s	s	s	s	s
G475	Retail sale of other household equipment in specialized stores	5	6,546	3,200	1,393	860	423
G477	Retail sale of other goods in specialized stores	9	82,293	18,012	36,355	8,338	6,885
	I - Ilocos	265	3,192,440	366,271	1,642,291	415,884	183,407
G451	Sale of motor vehicles	10	46,078	13,464	19,846	9,516	1,761
G452	Maintenance and repair of motor vehicles	s	s	s	s	s	s
G453	Sale of motor vehicle parts and accessories	7	45,068	17,206	14,591	7,047	813
G454	Sale, maintenance and repair of motorcycles and related parts and accessories	14	10,586	4,273	2,321	2,150	157
G462	Wholesale of agricultural raw materials and live animals	s	s	s	s	s	s
G463	Wholesale of food, beverages and tobacco	42	544,282	105,024	139,942	218,864	41,663
G464	Wholesale of household goods	11	46,585	12,015	13,197	15,344	958
G466	Other specialized wholesale	8	125,404	20,238	81,093	22,575	1,390

Continued

TABLE 9a --Continued

2009 PSIC Code	Region/ Industry Description	Number of Establishments	Book Value of Tangible Fixed Assets as of 31 December				
			Total	Land	Buildings, Other Structures and Land Improvements	Transport Equipment	ICT Machinery and Equipment
		(1)	(2)	(3)	(4)	(5)	(6)
G471	Retail sale in non-specialized stores	77	1,465,403	90,247	988,099	40,850	74,060
G472	Retail sale of food, beverages and tobacco in specialized stores	4	236,392	39,546	81,656	9,264	3,959
G473	Retail sale of automotive fuel in specialized stores	10	9,538	6,142	983	557	877
G474	Retail sale of information and communications equipment in specialized stores	5	1,101	-	81	275	406
G475	Retail sale of other household equipment in specialized stores	38	450,072	20,517	215,508	54,239	44,872
G476	Retail sale of cultural and recreation goods in specialized stores	4	8,810	-	5,476	-	2,984
G477	Retail sale of other goods in specialized stores	31	196,206	36,099	78,259	31,053	9,488
II - Cagayan Valley		151	3,797,681	844,301	1,398,945	692,132	103,161
G451	Sale of motor vehicles	6	46,245	29,104	2,385	6,057	1,210
G453	Sale of motor vehicle parts and accessories	s	s	s	s	s	s
G454	Sale, maintenance and repair of motorcycles and related parts and accessories	8	85,580	32,910	43,304	3,399	513
G462	Wholesale of agricultural raw materials and live animals	17	420,353	147,420	86,556	105,889	7,334
G463	Wholesale of food, beverages and tobacco	28	1,593,008	331,979	493,017	323,228	25,689
G464	Wholesale of household goods	7	156,369	31,917	74,185	36,355	5,877
G465	Wholesale of machinery, equipment and supplies	s	s	s	s	s	s
G466	Other specialized wholesale	3	62,460	12,008	26,822	19,828	1,345
G471	Retail sale in non-specialized stores	26	727,431	125,340	383,234	57,149	24,658
G472	Retail sale of food, beverages and tobacco in specialized stores	3	30,135	22,031	3,007	2,695	50
G473	Retail sale of automotive fuel in specialized stores	8	67,366	12,641	12,048	28,279	11,967
G474	Retail sale of information and communications equipment in specialized stores	s	s	s	s	s	s
G475	Retail sale of other household equipment in specialized stores	18	399,831	53,263	181,230	60,663	16,174
G476	Retail sale of cultural and recreation goods in specialized stores	s	s	s	s	s	s
G477	Retail sale of other goods in specialized stores	21	136,048	33,438	66,112	17,036	7,109
III - Central Luzon		628	13,395,763	1,982,019	5,953,359	1,482,546	728,784
G451	Sale of motor vehicles	39	1,682,904	359,249	972,414	166,770	11,431
G452	Maintenance and repair of motor vehicles	7	159,878	68,634	32,263	2,720	688
G453	Sale of motor vehicle parts and accessories	5	56,065	22,397	15,542	6,321	5,368
G454	Sale, maintenance and repair of motorcycles and related parts and accessories	20	4,883	2,280	371	1,679	263
G461	Wholesale on a fee or contract basis	s	s	s	s	s	s

Continued

TABLE 9a --Continued

2009 PSIC Code	Region/ Industry Description	Number of Establishments	Book Value of Tangible Fixed Assets as of 31 December				
			Total	Land	Buildings, Other Structures and Land Improvements	Transport Equipment	ICT Machinery and Equipment
		(1)	(2)	(3)	(4)	(5)	(6)
G462	Wholesale of agricultural raw materials and live animals	15	135,072	57,688	15,936	29,678	580
G463	Wholesale of food, beverages and tobacco	67	1,835,958	329,030	550,728	262,427	42,459
G464	Wholesale of household goods	32	374,547	30,448	141,533	75,290	30,265
G465	Wholesale of machinery, equipment and supplies	5	24,237	3,064	2,553	17,215	626
G466	Other specialized wholesale	38	1,307,821	573,383	232,605	306,034	10,057
G469	Non-specialized wholesale trade	s	s	s	s	s	s
G471	Retail sale in non-specialized stores	177	4,838,303	109,722	2,676,486	198,735	481,596
G472	Retail sale of food, beverages and tobacco in specialized stores	10	85,665	17,278	13,036	30,455	20,730
G473	Retail sale of automotive fuel in specialized stores	51	42,829	-	23,593	3,633	931
G474	Retail sale of information and communications equipment in specialized stores	5	2,730	-	27	1,786	791
G475	Retail sale of other household equipment in specialized stores	84	1,357,974	311,249	478,857	174,600	65,979
G476	Retail sale of cultural and recreation goods in specialized stores	6	27,770	-	17,202	303	6,112
G477	Retail sale of other goods in specialized stores	63	1,439,700	97,584	776,862	203,312	49,731
IVA - CALABARZON		875	21,131,553	2,414,429	8,698,797	1,602,257	741,358
G451	Sale of motor vehicles	35	1,681,077	544,992	666,753	219,112	15,666
G452	Maintenance and repair of motor vehicles	17	398,502	6,087	11,303	10,401	318
G453	Sale of motor vehicle parts and accessories	16	476,812	141,091	171,163	47,540	4,767
G454	Sale, maintenance and repair of motorcycles and related parts and accessories	21	45,975	-	28,984	6,710	482
G461	Wholesale on a fee or contract basis	s	s	s	s	s	s
G462	Wholesale of agricultural raw materials and live animals	3	15,768	1,753	8,190	5,066	22
G463	Wholesale of food, beverages and tobacco	78	2,865,476	421,834	924,513	317,431	61,547
G464	Wholesale of household goods	37	1,048,032	317,511	364,614	96,568	13,316
G465	Wholesale of machinery, equipment and supplies	30	2,432,208	55,612	188,007	180,797	63,901
G466	Other specialized wholesale	57	918,853	110,524	443,536	154,897	45,898
G469	Non-specialized wholesale trade	s	s	s	s	s	s
G471	Retail sale in non-specialized stores	234	5,449,818	439,602	3,188,669	250,471	191,889
G472	Retail sale of food, beverages and tobacco in specialized stores	14	105,526	14,623	39,939	31,408	4,859
G473	Retail sale of automotive fuel in specialized stores	82	2,721,462	800	988,889	52,433	67,071
G474	Retail sale of information and communications equipment in specialized stores	7	14,886	2,792	8,293	3,106	133
G475	Retail sale of other household equipment in specialized stores	131	2,211,929	315,179	1,349,695	151,633	92,685
G476	Retail sale of cultural and recreation goods in specialized stores	s	s	s	s	s	s
G477	Retail sale of other goods in specialized stores	108	734,063	41,029	314,296	72,960	177,344

Continued

TABLE 9a --Continued

2009 PSIC Code	Region/ Industry Description	Number of Establishments	Book Value of Tangible Fixed Assets as of 31 December				
			Total	Land	Buildings, Other Structures and Land Improvements	Transport Equipment	ICT Machinery and Equipment
			(1)	(2)	(3)	(4)	(5)
IVB - MIMAROPA		108	1,677,659	248,390	878,152	221,853	33,255
G451	Sale of motor vehicles	s	s	s	s	s	s
G453	Sale of motor vehicle parts and accessories	s	s	s	s	s	s
G454	Sale, maintenance and repair of motorcycles and related parts and accessories	8	2,584	-	1,596	438	111
G462	Wholesale of agricultural raw materials and live animals	11	77,932	13,896	21,130	33,363	1,545
G463	Wholesale of food, beverages and tobacco	30	856,005	159,934	389,273	119,928	12,110
G464	Wholesale of household goods	s	s	s	s	s	s
G466	Other specialized wholesale	s	s	s	s	s	s
G471	Retail sale in non-specialized stores	30	559,634	31,226	409,969	25,922	12,452
G472	Retail sale of food, beverages and tobacco in specialized stores	s	s	s	s	s	s
G473	Retail sale of automotive fuel in specialized stores	3	49,918	15,475	15,927	4,317	1,338
G474	Retail sale of information and communications equipment in specialized stores	3	15,485	4,784	3,596	4,642	986
G475	Retail sale of other household equipment in specialized stores	10	58,324	11,604	16,622	16,681	1,948
G477	Retail sale of other goods in specialized stores	6	13,767	1,404	3,605	6,000	2,263
V - Bicol		244	4,836,310	1,355,258	1,874,756	395,850	285,763
G451	Sale of motor vehicles	3	258,142	34,704	172,238	23,470	9,040
G452	Maintenance and repair of motor vehicles	s	s	s	s	s	s
G453	Sale of motor vehicle parts and accessories	s	s	s	s	s	s
G454	Sale, maintenance and repair of motorcycles and related parts and accessories	7	24,355	2,312	87	4,321	-
G461	Wholesale on a fee or contract basis	s	s	s	s	s	s
G462	Wholesale of agricultural raw materials and live animals	4	82,329	11,815	49,940	15,878	180
G463	Wholesale of food, beverages and tobacco	49	1,368,117	186,050	420,847	150,739	78,327
G464	Wholesale of household goods	17	107,012	30,918	17,648	13,674	5,761
G465	Wholesale of machinery, equipment and supplies	s	s	s	s	s	s
G466	Other specialized wholesale	4	96,637	30,251	24,049	18,213	-
G471	Retail sale in non-specialized stores	66	2,550,983	979,973	1,062,702	67,799	179,314
G472	Retail sale of food, beverages and tobacco in specialized stores	s	s	s	s	s	s
G473	Retail sale of automotive fuel in specialized stores	6	43,677	7,963	3,934	30,128	69
G474	Retail sale of information and communications equipment in specialized stores	3	44,960	13,072	22,525	6,924	1,201
G475	Retail sale of other household equipment in specialized stores	26	106,131	36,636	40,078	22,364	2,085

Continued

TABLE 9a --Continued

2009 PSIC Code	Region/ Industry Description	Number of Establishments	Book Value of Tangible Fixed Assets as of 31 December				
			Total	Land	Buildings, Other Structures and Land Improvements	Transport Equipment	ICT Machinery and Equipment
		(1)	(2)	(3)	(4)	(5)	(6)
G476	Retail sale of cultural and recreation goods in specialized stores	s	s	s	s	s	s
G477	Retail sale of other goods in specialized stores	50	130,547	17,174	55,444	35,833	8,160
VI - Western Visayas		454	10,901,316	1,950,206	5,079,977	787,174	343,437
G451	Sale of motor vehicles	21	470,092	85,642	161,525	94,865	57,191
G452	Maintenance and repair of motor vehicles	4	9,849	3,478	1,866	794	387
G453	Sale of motor vehicle parts and accessories	6	42,462	7,888	16,699	10,541	339
G454	Sale, maintenance and repair of motorcycles and related parts and accessories	18	24,716	13,666	3,588	1,327	5,242
G462	Wholesale of agricultural raw materials and live animals	s	s	s	s	s	s
G463	Wholesale of food, beverages and tobacco	60	766,025	254,958	202,523	197,060	20,439
G464	Wholesale of household goods	24	267,256	43,230	125,708	67,243	9,582
G465	Wholesale of machinery, equipment and supplies	6	91,186	3,286	7,184	6,103	952
G466	Other specialized wholesale	11	1,727,014	265,216	144,499	29,204	8,611
G471	Retail sale in non-specialized stores	115	5,401,359	847,325	3,417,111	203,049	156,652
G472	Retail sale of food, beverages and tobacco in specialized stores	10	232,015	74,513	71,930	19,738	5,526
G473	Retail sale of automotive fuel in specialized stores	15	12,067	2,311	5,950	-	378
G474	Retail sale of information and communications equipment in specialized stores	7	59,389	42,946	8,214	4,856	739
G475	Retail sale of other household equipment in specialized stores	97	1,445,209	231,242	742,456	87,012	61,972
G476	Retail sale of cultural and recreation goods in specialized stores	s	s	s	s	s	s
G477	Retail sale of other goods in specialized stores	57	332,076	59,983	169,612	62,137	14,423
VII - Central Visayas		710	26,150,052	3,592,081	8,914,376	1,721,950	856,921
G451	Sale of motor vehicles	44	1,983,806	451,059	1,169,569	182,840	45,677
G452	Maintenance and repair of motor vehicles	8	28,099	-	241	1,627	214
G453	Sale of motor vehicle parts and accessories	21	108,690	58,145	6,584	18,091	8,832
G454	Sale, maintenance and repair of motorcycles and related parts and accessories	28	414,705	124,786	134,586	77,992	7,699
G461	Wholesale on a fee or contract basis	7	36,496	20,000	3,825	2,986	650
G462	Wholesale of agricultural raw materials and live animals	7	113,881	11,979	59,565	24,968	1,459
G463	Wholesale of food, beverages and tobacco	58	627,946	67,131	222,193	209,748	29,097
G464	Wholesale of household goods	51	565,079	69,667	206,951	153,384	26,285
G465	Wholesale of machinery, equipment and supplies	32	461,042	72,380	56,349	41,222	21,954
G466	Other specialized wholesale	54	2,354,950	187,191	690,820	157,460	216,171
G469	Non-specialized wholesale trade	s	s	s	s	s	s

Continued

TABLE 9a --Continued

2009 PSIC Code	Region/ Industry Description	Number of Establishments	Book Value of Tangible Fixed Assets as of 31 December				
			Total	Land	Buildings, Other Structures and Land Improvements	Transport Equipment	ICT Machinery and Equipment
			(1)	(2)	(3)	(4)	(5)
G471	Retail sale in non-specialized stores	126	8,778,860	1,624,507	4,865,092	385,153	336,508
G472	Retail sale of food, beverages and tobacco in specialized stores	16	176,455	45,849	44,431	43,397	9,214
G473	Retail sale of automotive fuel in specialized stores	43	8,563,294	322,187	762,239	148,699	31,243
G474	Retail sale of information and communications equipment in specialized stores	19	175,396	41,309	114,354	7,333	6,718
G475	Retail sale of other household equipment in specialized stores	118	1,410,978	469,048	461,125	164,158	78,529
G476	Retail sale of cultural and recreation goods in specialized stores	11	18,071	-	3,018	7,887	2,878
G477	Retail sale of other goods in specialized stores	64	328,130	26,653	113,414	93,348	32,336
G479	Retail trade not in stores, stalls or markets	s	s	s	s	s	s
VIII - Eastern Visayas		158	2,243,258	345,547	1,065,324	350,944	50,499
G451	Sale of motor vehicles	3	92,194	30,718	55,515	1,768	552
G452	Maintenance and repair of motor vehicles	s	s	s	s	s	s
G453	Sale of motor vehicle parts and accessories	s	s	s	s	s	s
G454	Sale, maintenance and repair of motorcycles and related parts and accessories	5	2,392	-	620	976	532
G461	Wholesale on a fee or contract basis	s	s	s	s	s	s
G462	Wholesale of agricultural raw materials and live animals	6	65,670	9,936	12,566	23,792	75
G463	Wholesale of food, beverages and tobacco	33	544,460	69,767	287,239	77,468	9,264
G464	Wholesale of household goods	9	89,577	9,908	41,143	26,892	4,167
G466	Other specialized wholesale	4	60,513	8,747	34,827	8,499	277
G471	Retail sale in non-specialized stores	39	844,558	119,078	487,086	44,565	19,070
G472	Retail sale of food, beverages and tobacco in specialized stores	s	s	s	s	s	s
G473	Retail sale of automotive fuel in specialized stores	9	88,036	15,641	11,954	51,253	612
G474	Retail sale of information and communications equipment in specialized stores	s	s	s	s	s	s
G475	Retail sale of other household equipment in specialized stores	34	398,430	62,118	119,709	106,199	11,104
G477	Retail sale of other goods in specialized stores	10	16,903	-	5,882	4,795	1,334
IX - Zamboanga Peninsula		159	2,107,077	427,845	981,222	271,348	67,591
G451	Sale of motor vehicles	s	s	s	s	s	s
G453	Sale of motor vehicle parts and accessories	s	s	s	s	s	s
G454	Sale, maintenance and repair of motorcycles and related parts and accessories	5	31,189	15,271	11,314	3,573	58
G461	Wholesale on a fee or contract basis	3	10,321	-	-	1,150	683
G462	Wholesale of agricultural raw materials and live animals	5	45,060	5,700	16,168	19,407	-

Continued

TABLE 9a --Continued

2009 PSIC Code	Region/ Industry Description	Number of Establishments	Book Value of Tangible Fixed Assets as of 31 December				
			Total	Land	Buildings, Other Structures and Land Improvements	Transport Equipment	ICT Machinery and Equipment
			(1)	(2)	(3)	(4)	(5)
G463	Wholesale of food, beverages and tobacco	19	245,201	44,931	132,773	37,841	3,794
G464	Wholesale of household goods	13	157,009	51,637	36,288	40,844	10,725
G465	Wholesale of machinery, equipment and supplies	s	s	s	s	s	s
G466	Other specialized wholesale	4	41,282	15,700	7,659	3,486	7,324
G471	Retail sale in non-specialized stores	51	974,176	103,995	510,943	82,222	32,512
G472	Retail sale of food, beverages and tobacco in specialized stores	6	32,652	12,330	5,507	2,087	529
G473	Retail sale of automotive fuel in specialized stores	5	32,764	9,333	13,947	5,183	63
G475	Retail sale of other household equipment in specialized stores	25	316,951	133,324	120,245	37,721	6,021
G476	Retail sale of cultural and recreation goods in specialized stores	s	s	s	s	s	s
G477	Retail sale of other goods in specialized stores	17	155,767	27,505	96,266	22,897	3,767
X - Northern Mindanao		286	15,247,394	1,905,875	4,238,146	959,528	474,817
G451	Sale of motor vehicles	17	877,532	618,375	130,939	63,827	5,339
G452	Maintenance and repair of motor vehicles	s	s	s	s	s	s
G453	Sale of motor vehicle parts and accessories	11	109,439	37,950	29,237	24,398	6,826
G454	Sale, maintenance and repair of motorcycles and related parts and accessories	7	45,890	18,481	23,515	2,800	459
G462	Wholesale of agricultural raw materials and live animals	6	167,931	34,797	100,856	7,173	156
G463	Wholesale of food, beverages and tobacco	37	851,855	101,217	328,203	143,918	18,832
G464	Wholesale of household goods	21	202,607	59,191	60,994	55,657	6,870
G465	Wholesale of machinery, equipment and supplies	6	1,021,558	2,318	55,314	28,776	10,955
G466	Other specialized wholesale	16	2,612,108	184,737	989,859	64,623	37,046
G471	Retail sale in non-specialized stores	61	3,377,013	503,627	1,895,207	158,285	279,874
G472	Retail sale of food, beverages and tobacco in specialized stores	7	81,173	5,677	22,701	23,636	585
G473	Retail sale of automotive fuel in specialized stores	15	4,695,030	190,741	223,741	56,799	19,813
G474	Retail sale of information and communications equipment in specialized stores	3	62,877	25,518	23,627	4,364	526
G475	Retail sale of other household equipment in specialized stores	49	621,963	38,953	164,761	203,808	17,130
G476	Retail sale of cultural and recreation goods in specialized stores	s	s	s	s	s	s
G477	Retail sale of other goods in specialized stores	25	508,975	82,948	184,743	118,882	69,746
XI - Davao		443	19,565,310	4,296,691	7,888,951	922,334	462,365
G451	Sale of motor vehicles	14	1,628,517	22,824	507,108	142,574	3,819
G452	Maintenance and repair of motor vehicles	11	34,522	22,300	3,965	2,314	-
G453	Sale of motor vehicle parts and accessories	13	89,896	18,658	27,289	27,275	7,380

Continued

TABLE 9a --Continued

2009 PSIC Code	Region/ Industry Description	Number of Establishments	Book Value of Tangible Fixed Assets as of 31 December				
			Total	Land	Buildings, Other Structures and Land Improvements	Transport Equipment	ICT Machinery and Equipment
		(1)	(2)	(3)	(4)	(5)	(6)
G454	Sale, maintenance and repair of motorcycles and related parts and accessories	13	244,466	90,373	146,202	4,992	1,544
G461	Wholesale on a fee or contract basis	7	96,573	53,154	24,120	5,349	1,734
G462	Wholesale of agricultural raw materials and live animals	4	32,971	1,619	5,049	20,570	410
G463	Wholesale of food, beverages and tobacco	38	2,904,924	922,498	964,076	119,312	44,941
G464	Wholesale of household goods	26	384,945	153,772	114,329	81,200	6,639
G465	Wholesale of machinery, equipment and supplies	17	811,810	7,560	80,921	44,996	22,255
G466	Other specialized wholesale	31	6,879,946	1,452,478	2,568,685	165,286	9,215
G471	Retail sale in non-specialized stores	103	5,003,808	1,053,116	2,978,357	97,924	260,787
G472	Retail sale of food, beverages and tobacco in specialized stores	5	2,967	-	716	453	1,284
G473	Retail sale of automotive fuel in specialized stores	21	10,463	-	1,291	5,204	170
G474	Retail sale of information and communications equipment in specialized stores	7	34,709	3,553	21,098	3,814	3,259
G475	Retail sale of other household equipment in specialized stores	82	1,120,274	406,352	375,256	152,234	81,379
G476	Retail sale of cultural and recreation goods in specialized stores	6	154,407	81,953	20,259	11,273	770
G477	Retail sale of other goods in specialized stores	44	128,881	6,480	50,060	36,692	16,757
G479	Retail trade not in stores, stalls or markets	s	s	s	s	s	s
XII - SOCCSKSARGEN		219	6,067,982	756,994	3,292,876	366,842	335,641
G451	Sale of motor vehicles	5	439,149	33,036	340,047	21,815	7,880
G452	Maintenance and repair of motor vehicles	s	s	s	s	s	s
G453	Sale of motor vehicle parts and accessories	5	24,198	6,868	1,961	13,506	474
G454	Sale, maintenance and repair of motorcycles and related parts and accessories	7	91,500	7,792	74,558	2,534	3,053
G462	Wholesale of agricultural raw materials and live animals	7	363,652	21,283	81,769	67,489	143,117
G463	Wholesale of food, beverages and tobacco	35	978,916	141,750	369,435	129,453	21,325
G464	Wholesale of household goods	10	154,670	83,912	27,128	22,670	2,543
G465	Wholesale of machinery, equipment and supplies	s	s	s	s	s	s
G466	Other specialized wholesale	s	s	s	s	s	s
G471	Retail sale in non-specialized stores	55	3,110,927	199,987	2,045,149	41,483	122,536
G472	Retail sale of food, beverages and tobacco in specialized stores	7	71,431	3,600	25,118	15,977	3,275
G473	Retail sale of automotive fuel in specialized stores	10	46,710	-	26,948	4,394	2,694
G474	Retail sale of information and communications equipment in specialized stores	s	s	s	s	s	s
G475	Retail sale of other household equipment in specialized stores	44	630,824	221,326	214,250	34,129	18,789
G476	Retail sale of cultural and recreation goods in specialized stores	s	s	s	s	s	s

Continued

TABLE 9a --Continued

2009 PSIC Code	Region/ Industry Description	Number of Establishments	Book Value of Tangible Fixed Assets as of 31 December				
			Total	Land	Buildings, Other Structures and Land Improvements	Transport Equipment	ICT Machinery and Equipment
			(1)	(2)	(3)	(4)	(5)
G477	Retail sale of other goods in specialized stores	26	137,771	36,240	80,053	7,865	7,689
	XIII - Caraga	118	2,219,752	413,191	1,108,956	267,030	107,405
G451	Sale of motor vehicles	6	233,473	67,652	153,460	8,688	424
G452	Maintenance and repair of motor vehicles	s	s	s	s	s	s
G454	Sale, maintenance and repair of motorcycles and related parts and accessories	6	2,583	-	315	1,633	369
G462	Wholesale of agricultural raw materials and live animals	s	s	s	s	s	s
G463	Wholesale of food, beverages and tobacco	15	306,462	33,470	95,392	38,860	8,690
G464	Wholesale of household goods	10	99,287	12,204	51,614	27,156	3,761
G465	Wholesale of machinery, equipment and supplies	3	44,873	12,915	14,353	10,927	-
G466	Other specialized wholesale	4	63,779	6,672	2,709	38,631	63
G471	Retail sale in non-specialized stores	30	988,856	154,049	573,155	84,149	76,951
G472	Retail sale of food, beverages and tobacco in specialized stores	5	24,330	496	15,600	6,287	50
G473	Retail sale of automotive fuel in specialized stores	7	76,051	48,031	7,206	7,331	7,533
G474	Retail sale of information and communications equipment in specialized stores	s	s	s	s	s	s
G475	Retail sale of other household equipment in specialized stores	15	100,351	14,003	44,195	20,191	5,250
G477	Retail sale of other goods in specialized stores	12	271,944	61,211	149,391	21,217	4,213
	ARMM	11	44,720	4,000	8,327	9,573	324
G462	Wholesale of agricultural raw materials and live animals	s	s	s	s	s	s
G463	Wholesale of food, beverages and tobacco	s	s	s	s	s	s
G466	Other specialized wholesale	s	s	s	s	s	s
G471	Retail sale in non-specialized stores	6	27,072	2,000	5,236	459	-
G473	Retail sale of automotive fuel in specialized stores	s	s	s	s	s	s

Continued

TABLE 9a --Continued

2009 PSIC Code	Region/ Industry Description	Book Value of Tangible Fixed Assets as of 31 December				
		Specialized Industrial Machineries	General Machinery and Equipment	Other Machinery and Equipment	Valuables	Other Tangible Fixed Assets
		(7)	(8)	(9)	(10)	(11)
	PHILIPPINES	6,255,858	27,863,742	21,534,451	24,915	9,621,082
G451	Sale of motor vehicles	383,318	437,293	986,586	-	558,411
G452	Maintenance and repair of motor vehicles	274,781	441,194	140	-	5,646
G453	Sale of motor vehicle parts and accessories	142,781	155,399	4,421	2,947	76,688
G454	Sale, maintenance and repair of motorcycles and related parts and accessories	80,340	40,947	26,010	796	17,546
G461	Wholesale on a fee or contract basis	31,958	51,656	8,300	-	23,388
G462	Wholesale of agricultural raw materials and live animals	56,487	109,783	122,856	180	58,125
G463	Wholesale of food, beverages and tobacco	819,946	5,108,568	433,562	2,617	541,131
G464	Wholesale of household goods	768,890	417,000	2,995,589	3,785	724,071
G465	Wholesale of machinery, equipment and supplies	500,687	5,976,736	381,732	3,477	541,447
G466	Other specialized wholesale	1,088,822	5,342,598	2,114,101	-	1,998,241
G469	Non-specialized wholesale trade	4,158	7,019	2,212	-	3,399
G471	Retail sale in non-specialized stores	538,011	5,927,131	2,638,967	1,066	2,687,291
G472	Retail sale of food, beverages and tobacco in specialized stores	76,643	198,033	54,799	-	51,076
G473	Retail sale of automotive fuel in specialized stores	510,450	1,441,908	10,859,181	3,145	416,390
G474	Retail sale of information and communications equipment in specialized stores	1,107	42,596	23,098	230	56,465
G475	Retail sale of other household equipment in specialized stores	303,731	1,389,416	131,330	1,678	947,132
G476	Retail sale of cultural and recreation goods in specialized stores	6,856	90,595	1,839	-	51,116
G477	Retail sale of other goods in specialized stores	449,131	626,291	744,821	4,993	808,722
G479	Retail trade not in stores, stalls or markets	217,761	59,580	4,902	-	54,799
	NCR	3,115,189	8,080,139	6,188,980	13,491	4,200,152
G451	Sale of motor vehicles	133,368	131,143	90,556	-	308,640
G452	Maintenance and repair of motor vehicles	210,962	43,764	-	-	4,307
G453	Sale of motor vehicle parts and accessories	71,400	73,454	983	2,911	58,762
G454	Sale, maintenance and repair of motorcycles and related parts and accessories	11,215	31,401	629	796	8,427
G461	Wholesale on a fee or contract basis	8,129	42,487	2,296	-	21,650
G462	Wholesale of agricultural raw materials and live animals	11,404	31,964	38,297	-	8,925
G463	Wholesale of food, beverages and tobacco	154,499	1,288,530	273,624	-	246,893
G464	Wholesale of household goods	509,019	303,026	2,867,444	1,068	593,245
G465	Wholesale of machinery, equipment and supplies	477,821	2,268,062	347,667	3,335	425,542
G466	Other specialized wholesale	841,467	1,427,504	1,015,100	-	446,068
G469	Non-specialized wholesale trade	-	882	2,212	-	2,679
G471	Retail sale in non-specialized stores	100,055	1,506,295	1,004,427	-	804,903

Continued

TABLE 9a --Continued

2009 PSIC Code	Region/ Industry Description	Book Value of Tangible Fixed Assets as of 31 December				
		Specialized Industrial Machineries	General Machinery and Equipment	Other Machinery and Equipment	Valuables	Other Tangible Fixed Assets
		(7)	(8)	(9)	(10)	(11)
G472	Retail sale of food, beverages and tobacco in specialized stores	30,413	29,983	4,422	-	28,680
G473	Retail sale of automotive fuel in specialized stores	17,716	2,520	2,245	-	9,475
G474	Retail sale of information and communications equipment in specialized stores	123	33,575	19,564	-	45,103
G475	Retail sale of other household equipment in specialized stores	10,603	267,810	69,441	1,384	432,488
G476	Retail sale of cultural and recreation goods in specialized stores	6,616	54,626	1,227	-	33,847
G477	Retail sale of other goods in specialized stores	302,670	483,820	443,976	3,997	666,148
G479	Retail trade not in stores, stalls or markets	217,710	59,294	4,868	-	54,371
	CAR	19,093	177,031	42,265	900	54,060
G451	Sale of motor vehicles	s	s	s	s	s
G453	Sale of motor vehicle parts and accessories	s	s	s	s	s
G454	Sale, maintenance and repair of motorcycles and related parts and accessories	s	s	s	s	s
G462	Wholesale of agricultural raw materials and live animals	s	s	s	s	s
G463	Wholesale of food, beverages and tobacco	8,527	92,838	650	-	4,102
G464	Wholesale of household goods	s	s	s	s	s
G465	Wholesale of machinery, equipment and supplies	s	s	s	s	s
G466	Other specialized wholesale	s	s	s	s	s
G471	Retail sale in non-specialized stores	7,342	70,479	13,561	-	44,566
G473	Retail sale of automotive fuel in specialized stores	300	7,796	575	900	1,815
G474	Retail sale of information and communications equipment in specialized stores	s	s	s	s	s
G475	Retail sale of other household equipment in specialized stores	-	531	89	-	50
G477	Retail sale of other goods in specialized stores	2,522	2,487	5,269	-	2,426
	I - Ilocos	37,803	369,259	37,138	236	140,151
G451	Sale of motor vehicles	-	-	269	-	1,222
G452	Maintenance and repair of motor vehicles	s	s	s	s	s
G453	Sale of motor vehicle parts and accessories	2,274	2,926	134	36	43
G454	Sale, maintenance and repair of motorcycles and related parts and accessories	-	476	1,116	-	94
G462	Wholesale of agricultural raw materials and live animals	s	s	s	s	s
G463	Wholesale of food, beverages and tobacco	15,070	13,668	1,730	-	8,322
G464	Wholesale of household goods	663	3,707	53	-	648
G466	Other specialized wholesale	-	27	-	-	80

Continued

TABLE 9a --Continued

2009 PSIC Code	Region/ Industry Description	Book Value of Tangible Fixed Assets as of 31 December				
		Specialized Industrial Machineries	General Machinery and Equipment	Other Machinery and Equipment	Valuables	Other Tangible Fixed Assets
		(7)	(8)	(9)	(10)	(11)
G471	Retail sale in non-specialized stores	12,047	168,511	17,815	-	73,775
G472	Retail sale of food, beverages and tobacco in specialized stores	7,044	92,347	-	-	2,576
G473	Retail sale of automotive fuel in specialized stores	-	662	-	-	318
G474	Retail sale of information and communications equipment in specialized stores	1	50	-	-	289
G475	Retail sale of other household equipment in specialized stores	188	75,785	-	200	38,762
G476	Retail sale of cultural and recreation goods in specialized stores	-	105	-	-	245
G477	Retail sale of other goods in specialized stores	516	10,997	16,022	-	13,772
II - Cagayan Valley		38,406	477,467	142,723	445	100,101
G451	Sale of motor vehicles	3,017	3,837	-	-	635
G453	Sale of motor vehicle parts and accessories	s	s	s	s	s
G454	Sale, maintenance and repair of motorcycles and related parts and accessories	160	3,102	-	-	2,192
G462	Wholesale of agricultural raw materials and live animals	1,197	17,328	49,181	-	5,447
G463	Wholesale of food, beverages and tobacco	22,887	296,820	80,635	-	18,753
G464	Wholesale of household goods	-	2,360	3,051	445	2,178
G465	Wholesale of machinery, equipment and supplies	s	s	s	s	s
G466	Other specialized wholesale	-	2,017	105	-	336
G471	Retail sale in non-specialized stores	1,549	83,823	4,527	-	47,152
G472	Retail sale of food, beverages and tobacco in specialized stores	1,500	852	-	-	-
G473	Retail sale of automotive fuel in specialized stores	-	1,726	-	-	705
G474	Retail sale of information and communications equipment in specialized stores	s	s	s	s	s
G475	Retail sale of other household equipment in specialized stores	7,333	58,642	1,489	-	21,038
G476	Retail sale of cultural and recreation goods in specialized stores	s	s	s	s	s
G477	Retail sale of other goods in specialized stores	636	6,655	3,666	-	1,396
III - Central Luzon		775,930	1,641,593	308,706	1,595	521,233
G451	Sale of motor vehicles	19,768	122,407	3,393	-	27,472
G452	Maintenance and repair of motor vehicles	51,303	3,942	-	-	327
G453	Sale of motor vehicle parts and accessories	1,530	4,385	-	-	522
G454	Sale, maintenance and repair of motorcycles and related parts and accessories	16	189	-	-	85
G461	Wholesale on a fee or contract basis	s	s	s	s	s

Continued

TABLE 9a --Continued

2009 PSIC Code	Region/ Industry Description	Book Value of Tangible Fixed Assets as of 31 December				
		Specialized Industrial Machineries	General Machinery and Equipment	Other Machinery and Equipment	Valuables	Other Tangible Fixed Assets
		(7)	(8)	(9)	(10)	(11)
G462	Wholesale of agricultural raw materials and live animals	2,069	25,535	167	-	3,420
G463	Wholesale of food, beverages and tobacco	60,470	539,351	11,887	-	39,606
G464	Wholesale of household goods	71,112	15,381	129	665	9,724
G465	Wholesale of machinery, equipment and supplies	281	-	419	-	78
G466	Other specialized wholesale	54,557	114,968	4,844	-	11,373
G469	Non-specialized wholesale trade	s	s	s	s	s
G471	Retail sale in non-specialized stores	237,064	598,954	178,697	-	357,048
G472	Retail sale of food, beverages and tobacco in specialized stores	155	2,604	500	-	909
G473	Retail sale of automotive fuel in specialized stores	-	13,479	1,192	-	-
G474	Retail sale of information and communications equipment in specialized stores	3	42	-	-	81
G475	Retail sale of other household equipment in specialized stores	133,160	133,598	3,355	-	57,174
G476	Retail sale of cultural and recreation goods in specialized stores	-	3,734	312	-	106
G477	Retail sale of other goods in specialized stores	136,809	58,115	103,810	930	12,546
IVA - CALABARZON		669,434	5,602,092	465,999	2,900	934,287
G451	Sale of motor vehicles	18,438	130,781	23,336	-	61,999
G452	Maintenance and repair of motor vehicles	8,902	360,840	35	-	615
G453	Sale of motor vehicle parts and accessories	47,852	56,074	-	-	8,323
G454	Sale, maintenance and repair of motorcycles and related parts and accessories	8,914	571	-	-	314
G461	Wholesale on a fee or contract basis	s	s	s	s	s
G462	Wholesale of agricultural raw materials and live animals	245	266	-	-	227
G463	Wholesale of food, beverages and tobacco	80,249	1,005,830	8,670	-	45,402
G464	Wholesale of household goods	182,836	43,986	7,558	1,534	20,109
G465	Wholesale of machinery, equipment and supplies	11,628	1,864,944	13,325	-	53,995
G466	Other specialized wholesale	33,343	103,229	2,301	-	25,125
G469	Non-specialized wholesale trade	s	s	s	s	s
G471	Retail sale in non-specialized stores	40,035	699,943	331,895	1,066	306,247
G472	Retail sale of food, beverages and tobacco in specialized stores	1,293	9,495	2,224	-	1,684
G473	Retail sale of automotive fuel in specialized stores	228,901	1,102,875	20,679	300	259,515
G474	Retail sale of information and communications equipment in specialized stores	-	-	-	-	563
G475	Retail sale of other household equipment in specialized stores	4,081	198,384	1,076	-	99,195
G476	Retail sale of cultural and recreation goods in specialized stores	s	s	s	s	s
G477	Retail sale of other goods in specialized stores	1,048	22,442	54,900	-	50,044

Continued

TABLE 9a --Continued

2009 PSIC Code	Region/ Industry Description	Book Value of Tangible Fixed Assets as of 31 December				
		Specialized Industrial Machineries	General Machinery and Equipment	Other Machinery and Equipment	Valuables	Other Tangible Fixed Assets
		(7)	(8)	(9)	(10)	(11)
	IVB - MIMAROPA	150,726	77,030	29,151	180	38,922
G451	Sale of motor vehicles	s	s	s	s	s
G453	Sale of motor vehicle parts and accessories	s	s	s	s	s
G454	Sale, maintenance and repair of motorcycles and related parts and accessories	-	324	26	-	88
G462	Wholesale of agricultural raw materials and live animals	3,791	3,615	269	180	142
G463	Wholesale of food, beverages and tobacco	138,860	25,493	3,250	-	7,157
G464	Wholesale of household goods	s	s	s	s	s
G466	Other specialized wholesale	s	s	s	s	s
G471	Retail sale in non-specialized stores	7,346	18,925	25,538	-	28,256
G472	Retail sale of food, beverages and tobacco in specialized stores	s	s	s	s	s
G473	Retail sale of automotive fuel in specialized stores	-	12,560	-	-	301
G474	Retail sale of information and communications equipment in specialized stores	291	-	-	-	1,186
G475	Retail sale of other household equipment in specialized stores	157	10,873	-	-	438
G477	Retail sale of other goods in specialized stores	17	182	14	-	282
	V - Bicol	109,668	668,571	34,517	-	111,927
G451	Sale of motor vehicles	11,413	858	-	-	6,419
G452	Maintenance and repair of motor vehicles	s	s	s	s	s
G453	Sale of motor vehicle parts and accessories	s	s	s	s	s
G454	Sale, maintenance and repair of motorcycles and related parts and accessories	-	-	17,635	-	-
G461	Wholesale on a fee or contract basis	s	s	s	s	s
G462	Wholesale of agricultural raw materials and live animals	-	829	-	-	3,687
G463	Wholesale of food, beverages and tobacco	67,139	444,161	1,531	-	19,323
G464	Wholesale of household goods	-	2,025	2,920	-	34,066
G465	Wholesale of machinery, equipment and supplies	s	s	s	s	s
G466	Other specialized wholesale	23,170	424	-	-	530
G471	Retail sale in non-specialized stores	4,566	208,743	6,044	-	41,842
G472	Retail sale of food, beverages and tobacco in specialized stores	s	s	s	s	s
G473	Retail sale of automotive fuel in specialized stores	497	1,085	-	-	-
G474	Retail sale of information and communications equipment in specialized stores	-	21	808	-	409
G475	Retail sale of other household equipment in specialized stores	743	3,250	-	-	976

Continued

TABLE 9a --Continued

2009 PSIC Code	Region/ Industry Description	Book Value of Tangible Fixed Assets as of 31 December				
		Specialized Industrial Machineries	General Machinery and Equipment	Other Machinery and Equipment	Valuables	Other Tangible Fixed Assets
		(7)	(8)	(9)	(10)	(11)
G476	Retail sale of cultural and recreation goods in specialized stores	s	s	s	s	s
G477	Retail sale of other goods in specialized stores	1,748	2,506	5,578	-	4,105
	VI - Western Visayas	55,619	892,449	1,418,440	13	374,000
G451	Sale of motor vehicles	2,925	298	67,586	-	60
G452	Maintenance and repair of motor vehicles	1,435	1,782	-	-	107
G453	Sale of motor vehicle parts and accessories	4,113	1,750	-	-	1,132
G454	Sale, maintenance and repair of motorcycles and related parts and accessories	549	100	237	-	7
G462	Wholesale of agricultural raw materials and live animals	s	s	s	s	s
G463	Wholesale of food, beverages and tobacco	8,463	46,047	1,499	13	35,022
G464	Wholesale of household goods	109	4,373	12,236	-	4,775
G465	Wholesale of machinery, equipment and supplies	248	66,593	4,795	-	2,025
G466	Other specialized wholesale	11,142	138,691	1,079,777	-	49,872
G471	Retail sale in non-specialized stores	1,042	375,091	232,520	-	168,570
G472	Retail sale of food, beverages and tobacco in specialized stores	12,938	43,046	750	-	3,576
G473	Retail sale of automotive fuel in specialized stores	1,114	757	1,279	-	278
G474	Retail sale of information and communications equipment in specialized stores	291	1,579	43	-	722
G475	Retail sale of other household equipment in specialized stores	11,251	209,565	5,372	-	96,340
G476	Retail sale of cultural and recreation goods in specialized stores	s	s	s	s	s
G477	Retail sale of other goods in specialized stores	-	2,778	12,346	-	10,798
	VII - Central Visayas	546,019	2,374,394	7,232,050	73	912,189
G451	Sale of motor vehicles	23,013	15,992	29,463	-	66,194
G452	Maintenance and repair of motor vehicles	261	25,604	-	-	152
G453	Sale of motor vehicle parts and accessories	6,181	5,599	2,118	-	3,141
G454	Sale, maintenance and repair of motorcycles and related parts and accessories	58,154	3,097	5,557	-	2,835
G461	Wholesale on a fee or contract basis	2,284	438	6,004	-	309
G462	Wholesale of agricultural raw materials and live animals	8,642	971	1,169	-	5,128
G463	Wholesale of food, beverages and tobacco	40,964	27,679	11,413	-	19,721
G464	Wholesale of household goods	3,193	17,780	62,477	73	25,270
G465	Wholesale of machinery, equipment and supplies	8,774	238,227	7,542	-	14,594
G466	Other specialized wholesale	70,510	721,791	6,830	-	304,178
G469	Non-specialized wholesale trade	s	s	s	s	s

Continued

TABLE 9a --Continued

2009 PSIC Code	Region/ Industry Description	Book Value of Tangible Fixed Assets as of 31 December				
		Specialized Industrial Machineries	General Machinery and Equipment	Other Machinery and Equipment	Valuables	Other Tangible Fixed Assets
		(7)	(8)	(9)	(10)	(11)
G471	Retail sale in non-specialized stores	20,881	910,447	378,461	-	257,811
G472	Retail sale of food, beverages and tobacco in specialized stores	1,499	7,353	15,000	-	9,712
G473	Retail sale of automotive fuel in specialized stores	254,131	268,743	6,636,134	-	139,918
G474	Retail sale of information and communications equipment in specialized stores	400	2,710	1,022	-	1,551
G475	Retail sale of other household equipment in specialized stores	46,469	104,948	34,400	-	52,300
G476	Retail sale of cultural and recreation goods in specialized stores	-	3,501	231	-	555
G477	Retail sale of other goods in specialized stores	626	19,134	34,229	-	8,391
G479	Retail trade not in stores, stalls or markets	s	s	s	s	s
VIII - Eastern Visayas		48,021	190,191	86,975	2,699	103,059
G451	Sale of motor vehicles	-	1,590	479	-	1,571
G452	Maintenance and repair of motor vehicles	s	s	s	s	s
G453	Sale of motor vehicle parts and accessories	s	s	s	s	s
G454	Sale, maintenance and repair of motorcycles and related parts and accessories	-	64	-	-	200
G461	Wholesale on a fee or contract basis	s	s	s	s	s
G462	Wholesale of agricultural raw materials and live animals	18,637	652	-	-	10
G463	Wholesale of food, beverages and tobacco	1,750	58,464	6,795	2,604	31,109
G464	Wholesale of household goods	35	150	2,206	-	5,075
G466	Other specialized wholesale	187	3,233	856	-	3,888
G471	Retail sale in non-specialized stores	910	60,276	71,054	-	42,519
G472	Retail sale of food, beverages and tobacco in specialized stores	s	s	s	s	s
G473	Retail sale of automotive fuel in specialized stores	112	5,656	1,400	-	1,409
G474	Retail sale of information and communications equipment in specialized stores	s	s	s	s	s
G475	Retail sale of other household equipment in specialized stores	23,037	58,306	649	94	17,213
G477	Retail sale of other goods in specialized stores	1,060	296	3,536	-	-
IX - Zamboanga Peninsula		35,416	205,612	48,293	66	69,685
G451	Sale of motor vehicles	s	s	s	s	s
G453	Sale of motor vehicle parts and accessories	s	s	s	s	s
G454	Sale, maintenance and repair of motorcycles and related parts and accessories	689	8	245	-	31
G461	Wholesale on a fee or contract basis	4,606	3,010	-	-	871
G462	Wholesale of agricultural raw materials and live animals	2,102	1,483	200	-	-

Continued

TABLE 9a --Continued

2009 PSIC Code	Region/ Industry Description	Book Value of Tangible Fixed Assets as of 31 December				
		Specialized Industrial Machineries	General Machinery and Equipment	Other Machinery and Equipment	Valuables	Other Tangible Fixed Assets
		(7)	(8)	(9)	(10)	(11)
G463	Wholesale of food, beverages and tobacco	7,073	14,054	2,382	-	2,354
G464	Wholesale of household goods	-	4,470	9,207	-	3,839
G465	Wholesale of machinery, equipment and supplies	s	s	s	s	s
G466	Other specialized wholesale	-	6,381	15	-	717
G471	Retail sale in non-specialized stores	6,498	156,538	31,038	-	50,429
G472	Retail sale of food, beverages and tobacco in specialized stores	11,462	467	-	-	270
G473	Retail sale of automotive fuel in specialized stores	100	3,871	-	-	267
G475	Retail sale of other household equipment in specialized stores	834	6,239	4,596	-	7,971
G476	Retail sale of cultural and recreation goods in specialized stores	s	s	s	s	s
G477	Retail sale of other goods in specialized stores	8	2,371	610	66	2,275
X - Northern Mindanao		113,696	2,129,278	4,428,627	-	997,427
G451	Sale of motor vehicles	3,178	21,506	18,797	-	15,571
G452	Maintenance and repair of motor vehicles	s	s	s	s	s
G453	Sale of motor vehicle parts and accessories	6,686	2,780	-	-	1,562
G454	Sale, maintenance and repair of motorcycles and related parts and accessories	-	79	518	-	39
G462	Wholesale of agricultural raw materials and live animals	8,326	3,400	10,378	-	2,845
G463	Wholesale of food, beverages and tobacco	26,737	219,558	2,535	-	10,856
G464	Wholesale of household goods	981	9,072	5,407	-	4,434
G465	Wholesale of machinery, equipment and supplies	-	902,449	1,431	-	20,314
G466	Other specialized wholesale	-	554,537	-	-	781,306
G471	Retail sale in non-specialized stores	1,958	278,371	152,025	-	107,668
G472	Retail sale of food, beverages and tobacco in specialized stores	6,846	100	19,689	-	1,938
G473	Retail sale of automotive fuel in specialized stores	-	7,816	4,195,677	-	443
G474	Retail sale of information and communications equipment in specialized stores	-	3,400	-	-	5,442
G475	Retail sale of other household equipment in specialized stores	57,541	117,525	1,482	-	20,763
G476	Retail sale of cultural and recreation goods in specialized stores	s	s	s	s	s
G477	Retail sale of other goods in specialized stores	1,359	6,679	20,585	-	24,033
XI - Davao		454,016	3,957,782	868,264	230	714,677
G451	Sale of motor vehicles	140,804	334	745,809	-	65,244
G452	Maintenance and repair of motor vehicles	1,100	4,755	-	-	87
G453	Sale of motor vehicle parts and accessories	1,731	3,918	1,187	-	2,458

Continued

TABLE 9a --Continued

2009 PSIC Code	Region/ Industry Description	Book Value of Tangible Fixed Assets as of 31 December				
		Specialized Industrial Machineries	General Machinery and Equipment	Other Machinery and Equipment	Valuables	Other Tangible Fixed Assets
		(7)	(8)	(9)	(10)	(11)
G454	Sale, maintenance and repair of motorcycles and related parts and accessories	252	916	5	-	183
G461	Wholesale on a fee or contract basis	11,757	279	-	-	180
G462	Wholesale of agricultural raw materials and live animals	61	148	5,046	-	68
G463	Wholesale of food, beverages and tobacco	156,239	642,807	21,767	-	33,285
G464	Wholesale of household goods	531	4,753	17,096	-	6,624
G465	Wholesale of machinery, equipment and supplies	-	629,212	2,652	-	24,214
G466	Other specialized wholesale	54,437	2,252,340	3,460	-	374,044
G471	Retail sale in non-specialized stores	80,475	303,739	56,577	-	172,832
G472	Retail sale of food, beverages and tobacco in specialized stores	-	449	-	-	64
G473	Retail sale of automotive fuel in specialized stores	352	3,447	-	-	-
G474	Retail sale of information and communications equipment in specialized stores	-	883	1,052	230	820
G475	Retail sale of other household equipment in specialized stores	6,148	81,816	5,316	-	11,773
G476	Retail sale of cultural and recreation goods in specialized stores	-	25,629	-	-	14,523
G477	Retail sale of other goods in specialized stores	78	2,317	8,264	-	8,231
G479	Retail trade not in stores, stalls or markets	s	s	s	s	s
XII - SOCCSKSARGEN		72,902	835,992	86,572	142	320,023
G451	Sale of motor vehicles	27,221	1,106	6,899	-	1,146
G452	Maintenance and repair of motor vehicles	s	s	s	s	s
G453	Sale of motor vehicle parts and accessories	-	782	-	-	608
G454	Sale, maintenance and repair of motorcycles and related parts and accessories	391	385	-	-	2,788
G462	Wholesale of agricultural raw materials and live animals	-	22,688	-	-	27,306
G463	Wholesale of food, beverages and tobacco	19,854	277,221	4,367	-	15,510
G464	Wholesale of household goods	410	5,178	2,503	-	10,325
G465	Wholesale of machinery, equipment and supplies	s	s	s	s	s
G466	Other specialized wholesale	s	s	s	s	s
G471	Retail sale in non-specialized stores	14,002	456,962	59,618	-	171,189
G472	Retail sale of food, beverages and tobacco in specialized stores	1,448	8,899	12,211	-	904
G473	Retail sale of automotive fuel in specialized stores	7,194	4,257	-	-	1,223
G474	Retail sale of information and communications equipment in specialized stores	s	s	s	s	s
G475	Retail sale of other household equipment in specialized stores	2,172	52,560	735	-	86,863
G476	Retail sale of cultural and recreation goods in specialized stores	s	s	s	s	s

Continued

TABLE 9a --Concluded

2009 PSIC Code	Region/ Industry Description	Book Value of Tangible Fixed Assets as of 31 December				
		Specialized Industrial Machineries	General Machinery and Equipment	Other Machinery and Equipment	Valuables	Other Tangible Fixed Assets
		(7)	(8)	(9)	(10)	(11)
G477	Retail sale of other goods in specialized stores	7	4,461	120	-	1,335
	XIII - Caraga	13,886	180,955	97,507	1,945	28,878
G451	Sale of motor vehicles	72	1,878	-	-	1,301
G452	Maintenance and repair of motor vehicles	s	s	s	s	s
G454	Sale, maintenance and repair of motorcycles and related parts and accessories	-	168	42	-	57
G462	Wholesale of agricultural raw materials and live animals	s	s	s	s	s
G463	Wholesale of food, beverages and tobacco	11,166	114,338	828	-	3,718
G464	Wholesale of household goods	-	739	54	-	3,758
G465	Wholesale of machinery, equipment and supplies	-	2,718	3,901	-	58
G466	Other specialized wholesale	10	15,072	530	-	92
G471	Retail sale in non-specialized stores	2,242	28,898	56,928	-	12,484
G472	Retail sale of food, beverages and tobacco in specialized stores	107	1,790	-	-	-
G473	Retail sale of automotive fuel in specialized stores	-	3,595	-	1,945	411
G474	Retail sale of information and communications equipment in specialized stores	s	s	s	s	s
G475	Retail sale of other household equipment in specialized stores	13	9,584	3,329	-	3,787
G477	Retail sale of other goods in specialized stores	26	1,050	31,895	-	2,940
	ARMM	33	3,908	18,242	-	313
G462	Wholesale of agricultural raw materials and live animals	s	s	s	s	s
G463	Wholesale of food, beverages and tobacco	s	s	s	s	s
G466	Other specialized wholesale	s	s	s	s	s
G471	Retail sale in non-specialized stores	-	1,135	18,242	-	-
G473	Retail sale of automotive fuel in specialized stores	s	s	s	s	s

TABLE 10a Number of Establishments and Book Value of Intangible Assets by Type for Wholesale and Retail Trade; Repair of Motor Vehicles and Motorcycles Establishments with Total Employment of 20 and Over by Region and Industry Group: Philippines, 2017

(Values are in thousand pesos, except number of establishments. Details may not add-up to total due to rounding and/or statistical disclosure control.)

2009 PSIC Code	Region/ Industry Description	Number of Establishments	Book Value of Intangible Assets as of 31 December					
			Total	Intangible Non- Produced Assets	Computer Software and Databases	Entertainment, Literary and Artistic Originals	Research and Development	Other Intangible Assets
			(1)	(2)	(3)	(4)	(5)	(6)
	PHILIPPINES	8,301	11,541,343	9,894,319	1,188,332	159,221	19,359	280,113
G451	Sale of motor vehicles	360	1,981,988	1,750,129	54,087	-	-	177,772
G452	Maintenance and repair of motor vehicles	114	-	-	-	-	-	-
G453	Sale of motor vehicle parts and accessories	204	27,068	4,508	6,784	-	14,051	1,725
G454	Sale, maintenance and repair of motorcycles and related parts and accessories	200	3,260	-	3,260	-	-	-
G461	Wholesale on a fee or contract basis	58	355	128	228	-	-	-
G462	Wholesale of agricultural raw materials and live animals	125	15,605	-	270	-	-	15,335
G463	Wholesale of food, beverages and tobacco	805	385,862	117,469	228,422	-	-	39,970
G464	Wholesale of household goods	855	1,569,514	1,369,706	171,137	7,231	1,720	19,722
G465	Wholesale of machinery, equipment and supplies	484	317,391	39,497	274,159	-	-	3,734
G466	Other specialized wholesale	544	1,191,128	992,408	177,775	-	3,500	17,445
G469	Non-specialized wholesale trade	15	-	-	-	-	-	-
G471	Retail sale in non-specialized stores	1,532	3,453,254	3,322,290	130,011	29	88	836
G472	Retail sale of food, beverages and tobacco in specialized stores	151	4,136	212	3,924	-	-	-
G473	Retail sale of automotive fuel in specialized stores	435	8,486	2,800	5,686	-	-	-
G474	Retail sale of information and communications equipment in specialized stores	151	8,108	5,123	2,327	-	-	658
G475	Retail sale of other household equipment in specialized stores	1,102	2,268,773	2,029,168	87,638	151,961	-	5
G476	Retail sale of cultural and recreation goods in specialized stores	116	87,370	79,682	7,558	-	-	130
G477	Retail sale of other goods in specialized stores	1,032	204,385	178,260	23,343	-	-	2,781
G479	Retail trade not in stores, stalls or markets	18	14,661	2,939	11,722	-	-	-
	NCR	3,401	7,399,693	6,045,296	930,183	159,221	15,771	249,221
G451	Sale of motor vehicles	152	1,971,252	1,746,031	49,078	-	-	176,144
G452	Maintenance and repair of motor vehicles	60	-	-	-	-	-	-
G453	Sale of motor vehicle parts and accessories	110	23,634	4,508	3,352	-	14,051	1,723
G454	Sale, maintenance and repair of motorcycles and related parts and accessories	32	881	-	881	-	-	-
G461	Wholesale on a fee or contract basis	34	128	128	-	-	-	-
G462	Wholesale of agricultural raw materials and live animals	31	-	-	-	-	-	-
G463	Wholesale of food, beverages and tobacco	205	264,094	-	224,205	-	-	39,889
G464	Wholesale of household goods	584	1,515,527	1,329,873	157,126	7,231	1,720	19,578
G465	Wholesale of machinery, equipment and supplies	378	290,722	34,566	252,422	-	-	3,734
G466	Other specialized wholesale	304	1,030,356	958,652	65,939	-	-	5,764

Continued

TABLE 10a --Continued

2009 PSIC Code	Region/ Industry Description	Number of Establishments	Book Value of Intangible Assets as of 31 December					
			Total	Intangible Non- Produced Assets	Computer Software and Databases	Entertainment, Literary and Artistic Originals	Research and Development	Other Intangible Assets
			(1)	(2)	(3)	(4)	(5)	(6)
G469	Non-specialized wholesale trade	12	-	-	-	-	-	-
G471	Retail sale in non-specialized stores	308	1,075,966	1,012,657	63,269	29	-	11
G472	Retail sale of food, beverages and tobacco in specialized stores	59	4,032	212	3,821	-	-	-
G473	Retail sale of automotive fuel in specialized stores	142	4,348	-	4,348	-	-	-
G474	Retail sale of information and communications equipment in specialized stores	84	8,096	5,123	2,315	-	-	658
G475	Retail sale of other household equipment in specialized stores	326	918,828	697,778	69,089	151,961	-	-
G476	Retail sale of cultural and recreation goods in specialized stores	76	86,222	78,678	7,502	-	-	42
G477	Retail sale of other goods in specialized stores	489	190,945	174,152	15,114	-	-	1,679
G479	Retail trade not in stores, stalls or markets	15	14,661	2,939	11,722	-	-	-
CAR		71	53,763	52,998	756	-	-	8
G451	Sale of motor vehicles	s	s	s	s	s	s	s
G453	Sale of motor vehicle parts and accessories	s	s	s	s	s	s	s
G454	Sale, maintenance and repair of motorcycles and related parts and accessories	s	s	s	s	s	s	s
G462	Wholesale of agricultural raw materials and live animals	s	s	s	s	s	s	s
G463	Wholesale of food, beverages and tobacco	10	195	-	191	-	-	4
G464	Wholesale of household goods	s	s	s	s	s	s	s
G465	Wholesale of machinery, equipment and supplies	s	s	s	s	s	s	s
G466	Other specialized wholesale	s	s	s	s	s	s	s
G471	Retail sale in non-specialized stores	28	53,378	52,965	409	-	-	4
G473	Retail sale of automotive fuel in specialized stores	7	-	-	-	-	-	-
G474	Retail sale of information and communications equipment in specialized stores	s	s	s	s	s	s	s
G475	Retail sale of other household equipment in specialized stores	5	39	-	39	-	-	-
G477	Retail sale of other goods in specialized stores	9	33	33	-	-	-	-
I - Ilocos		265	328,064	322,984	5,080	-	-	-
G451	Sale of motor vehicles	10	-	-	-	-	-	-
G452	Maintenance and repair of motor vehicles	s	s	s	s	s	s	s
G453	Sale of motor vehicle parts and accessories	7	-	-	-	-	-	-
G454	Sale, maintenance and repair of motorcycles and related parts and accessories	14	-	-	-	-	-	-
G462	Wholesale of agricultural raw materials and live animals	s	s	s	s	s	s	s

Continued

TABLE 10a --Continued

2009 PSIC Code	Region/ Industry Description	Number of Establishments	Book Value of Intangible Assets as of 31 December					
			Total	Intangible Non- Produced Assets	Computer Software and Databases	Entertainment, Literary and Artistic Originals	Research and Development	Other Intangible Assets
			(1)	(2)	(3)	(4)	(5)	(6)
G463	Wholesale of food, beverages and tobacco	42	49,105	49,105	-	-	-	-
G464	Wholesale of household goods	11	1,456	-	1,456	-	-	-
G466	Other specialized wholesale	8	-	-	-	-	-	-
G471	Retail sale in non-specialized stores	77	137,063	136,196	868	-	-	-
G472	Retail sale of food, beverages and tobacco in specialized stores	4	58	-	58	-	-	-
G473	Retail sale of automotive fuel in specialized stores	10	-	-	-	-	-	-
G474	Retail sale of information and communications equipment in specialized stores	5	-	-	-	-	-	-
G475	Retail sale of other household equipment in specialized stores	38	140,344	137,683	2,661	-	-	-
G476	Retail sale of cultural and recreation goods in specialized stores	4	2	-	2	-	-	-
G477	Retail sale of other goods in specialized stores	31	36	-	36	-	-	-
II - Cagayan Valley		151	212,644	209,871	2,653	-	88	32
G451	Sale of motor vehicles	6	-	-	-	-	-	-
G453	Sale of motor vehicle parts and accessories	s	s	s	s	s	s	s
G454	Sale, maintenance and repair of motorcycles and related parts and accessories	8	-	-	-	-	-	-
G462	Wholesale of agricultural raw materials and live animals	17	-	-	-	-	-	-
G463	Wholesale of food, beverages and tobacco	28	178	-	178	-	-	-
G464	Wholesale of household goods	7	1,357	1,357	-	-	-	-
G465	Wholesale of machinery, equipment and supplies	s	s	s	s	s	s	s
G466	Other specialized wholesale	3	-	-	-	-	-	-
G471	Retail sale in non-specialized stores	26	118,873	118,784	-	-	88	-
G472	Retail sale of food, beverages and tobacco in specialized stores	3	-	-	-	-	-	-
G473	Retail sale of automotive fuel in specialized stores	8	-	-	-	-	-	-
G474	Retail sale of information and communications equipment in specialized stores	s	s	s	s	s	s	s
G475	Retail sale of other household equipment in specialized stores	18	91,676	89,730	1,941	-	-	5
G476	Retail sale of cultural and recreation goods in specialized stores	s	s	s	s	s	s	s
G477	Retail sale of other goods in specialized stores	21	560	-	533	-	-	27
III - Central Luzon		628	1,009,994	993,378	16,610	-	-	6
G451	Sale of motor vehicles	39	872	-	872	-	-	-
G452	Maintenance and repair of motor vehicles	7	-	-	-	-	-	-

Continued

TABLE 10a --Continued

2009 PSIC Code	Region/ Industry Description	Number of Establishments	Book Value of Intangible Assets as of 31 December					
			Total	Intangible Non- Produced Assets	Computer Software and Databases	Entertainment, Literary and Artistic Originals	Research and Development	Other Intangible Assets
			(1)	(2)	(3)	(4)	(5)	(6)
G453	Sale of motor vehicle parts and accessories	5	-	-	-	-	-	-
G454	Sale, maintenance and repair of motorcycles and related parts and accessories	20	-	-	-	-	-	-
G461	Wholesale on a fee or contract basis	s	s	s	s	s	s	s
G462	Wholesale of agricultural raw materials and live animals	15	-	-	-	-	-	-
G463	Wholesale of food, beverages and tobacco	67	1,398	-	1,398	-	-	-
G464	Wholesale of household goods	32	223	-	223	-	-	-
G465	Wholesale of machinery, equipment and supplies	5	-	-	-	-	-	-
G466	Other specialized wholesale	38	1,013	-	1,013	-	-	-
G469	Non-specialized wholesale trade	s	s	s	s	s	s	s
G471	Retail sale in non-specialized stores	177	849,179	841,921	7,258	-	-	-
G472	Retail sale of food, beverages and tobacco in specialized stores	10	-	-	-	-	-	-
G473	Retail sale of automotive fuel in specialized stores	51	-	-	-	-	-	-
G474	Retail sale of information and communications equipment in specialized stores	5	-	-	-	-	-	-
G475	Retail sale of other household equipment in specialized stores	84	153,019	147,445	5,574	-	-	-
G476	Retail sale of cultural and recreation goods in specialized stores	6	17	-	10	-	-	6
G477	Retail sale of other goods in specialized stores	63	4,046	4,012	34	-	-	-
IVA - CALABARZON		875	400,769	341,731	53,872	-	3,500	1,665
G451	Sale of motor vehicles	35	4,811	4,088	723	-	-	-
G452	Maintenance and repair of motor vehicles	17	-	-	-	-	-	-
G453	Sale of motor vehicle parts and accessories	16	2,783	-	2,783	-	-	-
G454	Sale, maintenance and repair of motorcycles and related parts and accessories	21	-	-	-	-	-	-
G461	Wholesale on a fee or contract basis	s	s	s	s	s	s	s
G462	Wholesale of agricultural raw materials and live animals	3	-	-	-	-	-	-
G463	Wholesale of food, beverages and tobacco	78	603	-	603	-	-	-
G464	Wholesale of household goods	37	4,248	4,248	-	-	-	-
G465	Wholesale of machinery, equipment and supplies	30	16,999	-	16,999	-	-	-
G466	Other specialized wholesale	57	11,522	-	7,402	-	3,500	620
G469	Non-specialized wholesale trade	s	s	s	s	s	s	s
G471	Retail sale in non-specialized stores	234	13,254	-	13,254	-	-	-
G472	Retail sale of food, beverages and tobacco in specialized stores	14	-	-	-	-	-	-
G473	Retail sale of automotive fuel in specialized stores	82	-	-	-	-	-	-

Continued

TABLE 10a --Continued

2009 PSIC Code	Region/ Industry Description	Number of Establishments	Book Value of Intangible Assets as of 31 December					
			Total	Intangible Non- Produced Assets	Computer Software and Databases	Entertainment, Literary and Artistic Originals	Research and Development	Other Intangible Assets
			(1)	(2)	(3)	(4)	(5)	(6)
G474	Retail sale of information and communications equipment in specialized stores	7	-	-	-	-	-	-
G475	Retail sale of other household equipment in specialized stores	131	338,708	333,395	5,313	-	-	-
G476	Retail sale of cultural and recreation goods in specialized stores	s	s	s	s	s	s	s
G477	Retail sale of other goods in specialized stores	108	7,841	-	6,796	-	-	1,045
IVB - MIMAROPA		108	35,027	33,292	299	-	-	1,436
G451	Sale of motor vehicles	s	s	s	s	s	s	s
G453	Sale of motor vehicle parts and accessories	s	s	s	s	s	s	s
G454	Sale, maintenance and repair of motorcycles and related parts and accessories	8	-	-	-	-	-	-
G462	Wholesale of agricultural raw materials and live animals	11	-	-	-	-	-	-
G463	Wholesale of food, beverages and tobacco	30	-	-	-	-	-	-
G464	Wholesale of household goods	s	s	s	s	s	s	s
G466	Other specialized wholesale	s	s	s	s	s	s	s
G471	Retail sale in non-specialized stores	30	33,591	33,292	299	-	-	-
G472	Retail sale of food, beverages and tobacco in specialized stores	s	s	s	s	s	s	s
G473	Retail sale of automotive fuel in specialized stores	3	-	-	-	-	-	-
G474	Retail sale of information and communications equipment in specialized stores	3	-	-	-	-	-	-
G475	Retail sale of other household equipment in specialized stores	10	-	-	-	-	-	-
G477	Retail sale of other goods in specialized stores	6	-	-	-	-	-	-
V - Bicol		244	5,698	2,086	3,549	-	-	63
G451	Sale of motor vehicles	3	26	-	26	-	-	-
G452	Maintenance and repair of motor vehicles	s	s	s	s	s	s	s
G453	Sale of motor vehicle parts and accessories	s	s	s	s	s	s	s
G454	Sale, maintenance and repair of motorcycles and related parts and accessories	7	2,378	-	2,378	-	-	-
G461	Wholesale on a fee or contract basis	s	s	s	s	s	s	s
G462	Wholesale of agricultural raw materials and live animals	4	-	-	-	-	-	-
G463	Wholesale of food, beverages and tobacco	49	270	-	270	-	-	-
G464	Wholesale of household goods	17	2,046	1,357	689	-	-	-
G465	Wholesale of machinery, equipment and supplies	s	s	s	s	s	s	s
G466	Other specialized wholesale	4	-	-	-	-	-	-

Continued

TABLE 10a --Continued

2009 PSIC Code	Region/ Industry Description	Number of Establishments	Book Value of Intangible Assets as of 31 December					
			Total	Intangible Non- Produced Assets	Computer Software and Databases	Entertainment, Literary and Artistic Originals	Research and Development	Other Intangible Assets
			(1)	(2)	(3)	(4)	(5)	(6)
G471	Retail sale in non-specialized stores	66	186	-	186	-	-	-
G472	Retail sale of food, beverages and tobacco in specialized stores	s	s	s	s	s	s	s
G473	Retail sale of automotive fuel in specialized stores	6	-	-	-	-	-	-
G474	Retail sale of information and communications equipment in specialized stores	3	-	-	-	-	-	-
G475	Retail sale of other household equipment in specialized stores	26	-	-	-	-	-	-
G476	Retail sale of cultural and recreation goods in specialized stores	s	s	s	s	s	s	s
G477	Retail sale of other goods in specialized stores	50	-	-	-	-	-	-
VI - Western Visayas		454	631,789	625,568	6,171	-	-	51
G451	Sale of motor vehicles	21	-	-	-	-	-	-
G452	Maintenance and repair of motor vehicles	4	-	-	-	-	-	-
G453	Sale of motor vehicle parts and accessories	6	-	-	-	-	-	-
G454	Sale, maintenance and repair of motorcycles and related parts and accessories	18	-	-	-	-	-	-
G462	Wholesale of agricultural raw materials and live animals	s	s	s	s	s	s	s
G463	Wholesale of food, beverages and tobacco	60	6	-	6	-	-	-
G464	Wholesale of household goods	24	6,946	6,106	790	-	-	50
G465	Wholesale of machinery, equipment and supplies	6	30	-	30	-	-	-
G466	Other specialized wholesale	11	-	-	-	-	-	-
G471	Retail sale in non-specialized stores	115	284,056	279,356	4,700	-	-	-
G472	Retail sale of food, beverages and tobacco in specialized stores	10	45	-	45	-	-	-
G473	Retail sale of automotive fuel in specialized stores	15	-	-	-	-	-	-
G474	Retail sale of information and communications equipment in specialized stores	7	-	-	-	-	-	-
G475	Retail sale of other household equipment in specialized stores	97	340,360	340,105	255	-	-	-
G476	Retail sale of cultural and recreation goods in specialized stores	s	s	s	s	s	s	s
G477	Retail sale of other goods in specialized stores	57	337	-	337	-	-	-
VII - Central Visayas		710	326,663	285,865	39,764	-	-	1,034
G451	Sale of motor vehicles	44	2,692	10	2,512	-	-	170
G452	Maintenance and repair of motor vehicles	8	-	-	-	-	-	-
G453	Sale of motor vehicle parts and accessories	21	500	-	500	-	-	-
G454	Sale, maintenance and repair of motorcycles and related parts and accessories	28	-	-	-	-	-	-

Continued

TABLE 10a --Continued

2009 PSIC Code	Region/ Industry Description	Number of Establishments	Book Value of Intangible Assets as of 31 December					
			Total	Intangible Non- Produced Assets	Computer Software and Databases	Entertainment, Literary and Artistic Originals	Research and Development	Other Intangible Assets
			(1)	(2)	(3)	(4)	(5)	(6)
G461	Wholesale on a fee or contract basis	7	-	-	-	-	-	-
G462	Wholesale of agricultural raw materials and live animals	7	300	-	270	-	-	30
G463	Wholesale of food, beverages and tobacco	58	13,531	12,775	679	-	-	77
G464	Wholesale of household goods	51	24,023	14,943	8,997	-	-	84
G465	Wholesale of machinery, equipment and supplies	32	9,366	4,931	4,436	-	-	-
G466	Other specialized wholesale	54	30,142	29,444	697	-	-	-
G469	Non-specialized wholesale trade	s	s	s	s	s	s	s
G471	Retail sale in non-specialized stores	126	115,008	94,837	19,499	-	-	671
G472	Retail sale of food, beverages and tobacco in specialized stores	16	-	-	-	-	-	-
G473	Retail sale of automotive fuel in specialized stores	43	638	-	638	-	-	-
G474	Retail sale of information and communications equipment in specialized stores	19	-	-	-	-	-	-
G475	Retail sale of other household equipment in specialized stores	118	130,232	128,904	1,327	-	-	-
G476	Retail sale of cultural and recreation goods in specialized stores	11	42	21	19	-	-	2
G477	Retail sale of other goods in specialized stores	64	190	-	190	-	-	-
G479	Retail trade not in stores, stalls or markets	s	s	s	s	s	s	s
VIII - Eastern Visayas		158	90,127	69,930	4,743	-	-	15,454
G451	Sale of motor vehicles	3	232	-	232	-	-	-
G452	Maintenance and repair of motor vehicles	s	s	s	s	s	s	s
G453	Sale of motor vehicle parts and accessories	s	s	s	s	s	s	s
G454	Sale, maintenance and repair of motorcycles and related parts and accessories	5	-	-	-	-	-	-
G461	Wholesale on a fee or contract basis	s	s	s	s	s	s	s
G462	Wholesale of agricultural raw materials and live animals	6	15,305	-	-	-	-	15,305
G463	Wholesale of food, beverages and tobacco	33	-	-	-	-	-	-
G464	Wholesale of household goods	9	1,841	-	1,841	-	-	-
G466	Other specialized wholesale	4	-	-	-	-	-	-
G471	Retail sale in non-specialized stores	39	52,833	50,188	2,496	-	-	149
G472	Retail sale of food, beverages and tobacco in specialized stores	s	s	s	s	s	s	s
G473	Retail sale of automotive fuel in specialized stores	9	-	-	-	-	-	-
G474	Retail sale of information and communications equipment in specialized stores	s	s	s	s	s	s	s
G475	Retail sale of other household equipment in specialized stores	34	19,916	19,742	174	-	-	-
G477	Retail sale of other goods in specialized stores	10	-	-	-	-	-	-

Continued

TABLE 10a --Continued

2009 PSIC Code	Region/ Industry Description	Number of Establishments	Book Value of Intangible Assets as of 31 December						
			Total	Intangible Non- Produced Assets	Computer Software and Databases	Enterntainment, Literary and Artistic Originals	Research and Development	Other Intangible Assets	
			(1)	(2)	(3)	(4)	(5)	(6)	(7)
IX - Zamboanga Peninsula			159	122,740	119,297	3,442	-	-	-
G451	Sale of motor vehicles	s	s	s	s	s	s	s	
G453	Sale of motor vehicle parts and accessories	s	s	s	s	s	s	s	
G454	Sale, maintenance and repair of motorcycles and related parts and accessories	5	-	-	-	-	-	-	
G461	Wholesale on a fee or contract basis	3	-	-	-	-	-	-	
G462	Wholesale of agricultural raw materials and live animals	5	-	-	-	-	-	-	
G463	Wholesale of food, beverages and tobacco	19	-	-	-	-	-	-	
G464	Wholesale of household goods	13	-	-	-	-	-	-	
G465	Wholesale of machinery, equipment and supplies	s	s	s	s	s	s	s	
G466	Other specialized wholesale	4	-	-	-	-	-	-	
G471	Retail sale in non-specialized stores	51	122,740	119,297	3,442	-	-	-	
G472	Retail sale of food, beverages and tobacco in specialized stores	6	-	-	-	-	-	-	
G473	Retail sale of automotive fuel in specialized stores	5	-	-	-	-	-	-	
G475	Retail sale of other household equipment in specialized stores	25	-	-	-	-	-	-	
G476	Retail sale of cultural and recreation goods in specialized stores	s	s	s	s	s	s	s	
G477	Retail sale of other goods in specialized stores	17	-	-	-	-	-	-	
X - Northern Mindanao			286	312,910	287,734	23,451	-	-	1,725
G451	Sale of motor vehicles	17	666	-	644	-	-	22	
G452	Maintenance and repair of motor vehicles	s	s	s	s	s	s	s	
G453	Sale of motor vehicle parts and accessories	11	151	-	149	-	-	2	
G454	Sale, maintenance and repair of motorcycles and related parts and accessories	7	-	-	-	-	-	-	
G462	Wholesale of agricultural raw materials and live animals	6	-	-	-	-	-	-	
G463	Wholesale of food, beverages and tobacco	37	131	-	131	-	-	-	
G464	Wholesale of household goods	21	6,406	6,395	-	-	-	10	
G465	Wholesale of machinery, equipment and supplies	6	-	-	-	-	-	-	
G466	Other specialized wholesale	16	16,880	-	15,234	-	-	1,647	
G471	Retail sale in non-specialized stores	61	231,201	224,923	6,278	-	-	-	
G472	Retail sale of food, beverages and tobacco in specialized stores	7	-	-	-	-	-	-	
G473	Retail sale of automotive fuel in specialized stores	15	3,500	2,800	700	-	-	-	
G474	Retail sale of information and communications equipment in specialized stores	3	-	-	-	-	-	-	

Continued

TABLE 10a --Continued

2009 PSIC Code	Region/ Industry Description	Number of Establishments	Book Value of Intangible Assets as of 31 December					
			Total	Intangible Non- Produced Assets	Computer Software and Databases	Entertainment, Literary and Artistic Originals	Research and Development	Other Intangible Assets
			(1)	(2)	(3)	(4)	(5)	(6)
G475	Retail sale of other household equipment in specialized stores	49	53,524	53,420	105	-	-	-
G476	Retail sale of cultural and recreation goods in specialized stores	s	s	s	s	s	s	s
G477	Retail sale of other goods in specialized stores	25	304	63	210	-	-	30
XI - Davao		443	366,784	264,925	92,444	-	-	9,415
G451	Sale of motor vehicles	14	-	-	-	-	-	-
G452	Maintenance and repair of motor vehicles	11	-	-	-	-	-	-
G453	Sale of motor vehicle parts and accessories	13	-	-	-	-	-	-
G454	Sale, maintenance and repair of motorcycles and related parts and accessories	13	-	-	-	-	-	-
G461	Wholesale on a fee or contract basis	7	-	-	-	-	-	-
G462	Wholesale of agricultural raw materials and live animals	4	-	-	-	-	-	-
G463	Wholesale of food, beverages and tobacco	38	56,133	55,589	543	-	-	-
G464	Wholesale of household goods	26	5,133	5,133	-	-	-	-
G465	Wholesale of machinery, equipment and supplies	17	35	-	35	-	-	-
G466	Other specialized wholesale	31	101,215	4,311	87,490	-	-	9,414
G471	Retail sale in non-specialized stores	103	186,605	182,351	4,254	-	-	-
G472	Retail sale of food, beverages and tobacco in specialized stores	5	-	-	-	-	-	-
G473	Retail sale of automotive fuel in specialized stores	21	-	-	-	-	-	-
G474	Retail sale of information and communications equipment in specialized stores	7	12	-	12	-	-	-
G475	Retail sale of other household equipment in specialized stores	82	17,420	17,420	-	-	-	-
G476	Retail sale of cultural and recreation goods in specialized stores	6	140	121	17	-	-	2
G477	Retail sale of other goods in specialized stores	44	93	-	93	-	-	-
G479	Retail trade not in stores, stalls or markets	s	s	s	s	s	s	s
XII - SOCCSKSARGEN		219	242,733	239,363	3,369	-	-	-
G451	Sale of motor vehicles	5	-	-	-	-	-	-
G452	Maintenance and repair of motor vehicles	s	s	s	s	s	s	s
G453	Sale of motor vehicle parts and accessories	5	-	-	-	-	-	-
G454	Sale, maintenance and repair of motorcycles and related parts and accessories	7	-	-	-	-	-	-
G462	Wholesale of agricultural raw materials and live animals	7	-	-	-	-	-	-
G463	Wholesale of food, beverages and tobacco	35	155	-	155	-	-	-

Continued

TABLE 10a --Continued

2009 PSIC Code	Region/ Industry Description	Number of Establishments	Book Value of Intangible Assets as of 31 December					
			Total	Intangible Non- Produced Assets	Computer Software and Databases	Entertainment, Literary and Artistic Originals	Research and Development	Other Intangible Assets
			(1)	(2)	(3)	(4)	(5)	(6)
G464	Wholesale of household goods	10	310	294	16	-	-	-
G465	Wholesale of machinery, equipment and supplies	s	s	s	s	s	s	s
G466	Other specialized wholesale	s	s	s	s	s	s	s
G471	Retail sale in non-specialized stores	55	177,567	175,523	2,044	-	-	-
G472	Retail sale of food, beverages and tobacco in specialized stores	7	-	-	-	-	-	-
G473	Retail sale of automotive fuel in specialized stores	10	-	-	-	-	-	-
G474	Retail sale of information and communications equipment in specialized stores	s	s	s	s	s	s	s
G475	Retail sale of other household equipment in specialized stores	44	64,701	63,546	1,155	-	-	-
G476	Retail sale of cultural and recreation goods in specialized stores	s	s	s	s	s	s	s
G477	Retail sale of other goods in specialized stores	26	-	-	-	-	-	-
XIII - Caraga		118	1,944	-	1,944	-	-	-
G451	Sale of motor vehicles	6	-	-	-	-	-	-
G452	Maintenance and repair of motor vehicles	s	s	s	s	s	s	s
G454	Sale, maintenance and repair of motorcycles and related parts and accessories	6	-	-	-	-	-	-
G462	Wholesale of agricultural raw materials and live animals	s	s	s	s	s	s	s
G463	Wholesale of food, beverages and tobacco	15	63	-	63	-	-	-
G464	Wholesale of household goods	10	-	-	-	-	-	-
G465	Wholesale of machinery, equipment and supplies	3	122	-	122	-	-	-
G466	Other specialized wholesale	4	-	-	-	-	-	-
G471	Retail sale in non-specialized stores	30	1,755	-	1,755	-	-	-
G472	Retail sale of food, beverages and tobacco in specialized stores	5	-	-	-	-	-	-
G473	Retail sale of automotive fuel in specialized stores	7	-	-	-	-	-	-
G474	Retail sale of information and communications equipment in specialized stores	s	s	s	s	s	s	s
G475	Retail sale of other household equipment in specialized stores	15	5	-	5	-	-	-
G477	Retail sale of other goods in specialized stores	12	-	-	-	-	-	-

Continued

TABLE 10a --Concluded

2009 PSIC Code	Region/ Industry Description	Number of Establishments	Book Value of Intangible Assets as of 31 December					
			Total	Intangible Non- Produced Assets	Computer Software and Databases	Enterntainment, Literary and Artistic Originals	Research and Development	Other Intangible Assets
		(1)	(2)	(3)	(4)	(5)	(6)	(7)
	ARMM	11	-	-	-	-	-	-
G462	Wholesale of agricultural raw materials and live animals	S	S	S	S	S	S	S
G463	Wholesale of food, beverages and tobacco	S	S	S	S	S	S	S
G466	Other specialized wholesale	S	S	S	S	S	S	S
G471	Retail sale in non-specialized stores	6	-	-	-	-	-	-
G473	Retail sale of automotive fuel in specialized stores	S	S	S	S	S	S	S

Continued

TABLE 11a Number of Establishments and Value of Inventories by Type for Wholesale and Retail Trade; Repair of Motor Vehicles and Motorcycles
Establishments with Total Employment of 20 and Over by Region and Industry Group: Philippines, 2017

(Values are in thousand pesos, except number of establishments. Details may not add-up to total due to rounding and/or statistical disclosure control.)

2009 PSIC Code	Region/ Industry Description	Number of Establishments	Value of Inventories as of 1 January				
			Total	Materials and Supplies	Fuels, Lubricants, Oil and Greases	Goods for Resale	Others
		(1)	(2)	(3)	(4)	(5)	(6)
PHILIPPINES		8,301	432,660,686	5,692,528	256,579	426,710,691	888
G451	Sale of motor vehicles	360	32,501,636	319,260	12,229	32,170,147	-
G452	Maintenance and repair of motor vehicles	114	218,916	192,815	197	25,905	-
G453	Sale of motor vehicle parts and accessories	204	9,100,058	13,964	1,165	9,084,928	-
G454	Sale, maintenance and repair of motorcycles and related parts and accessories	200	4,910,857	1,955	5,338	4,903,565	-
G461	Wholesale on a fee or contract basis	58	378,088	339,069	-	39,019	-
G462	Wholesale of agricultural raw materials and live animals	125	3,730,030	8,678	18,307	3,703,044	-
G463	Wholesale of food, beverages and tobacco	805	68,897,068	613,935	35,489	68,247,644	-
G464	Wholesale of household goods	855	66,234,930	237,313	64,773	65,932,845	-
G465	Wholesale of machinery, equipment and supplies	484	38,267,398	2,377,449	-	35,889,949	-
G466	Other specialized wholesale	544	36,645,721	134,685	3,465	36,507,570	-
G469	Non-specialized wholesale trade	15	381,233	10	-	381,223	-
G471	Retail sale in non-specialized stores	1,532	85,962,652	396,272	76,220	85,490,161	-
G472	Retail sale of food, beverages and tobacco in specialized stores	151	3,898,710	504	10	3,898,197	-
G473	Retail sale of automotive fuel in specialized stores	435	8,955,053	332,860	27,740	8,594,452	-
G474	Retail sale of information and communications equipment in specialized stores	151	6,300,516	-	-	6,300,516	-
G475	Retail sale of other household equipment in specialized stores	1,102	34,773,071	488,789	8,215	34,275,180	888
G476	Retail sale of cultural and recreation goods in specialized stores	116	6,098,997	56,639	662	6,041,697	-
G477	Retail sale of other goods in specialized stores	1,032	24,705,032	170,601	2,769	24,531,661	-
G479	Retail trade not in stores, stalls or markets	18	700,719	7,731	-	692,988	-
NCR		3,401	241,075,155	3,467,383	54,067	237,553,705	-
G451	Sale of motor vehicles	152	17,073,515	204,187	-	16,869,329	-
G452	Maintenance and repair of motor vehicles	60	92,385	79,339	50	12,995	-
G453	Sale of motor vehicle parts and accessories	110	6,290,690	10,087	-	6,280,602	-
G454	Sale, maintenance and repair of motorcycles and related parts and accessories	32	1,649,815	-	-	1,649,815	-
G461	Wholesale on a fee or contract basis	34	244,014	225,977	-	18,038	-
G462	Wholesale of agricultural raw materials and live animals	31	2,475,849	3,572	19	2,472,258	-
G463	Wholesale of food, beverages and tobacco	205	38,964,284	109,913	208	38,854,163	-
G464	Wholesale of household goods	584	55,801,724	159,867	49,808	55,592,049	-
G465	Wholesale of machinery, equipment and supplies	378	29,968,386	2,376,775	-	27,591,612	-
G466	Other specialized wholesale	304	25,969,768	28,612	-	25,941,156	-
G469	Non-specialized wholesale trade	12	93,054	10	-	93,044	-

Continued

TABLE 11a --Continued

2009 PSIC Code	Region/ Industry Description	Number of Establishments	Value of Inventories as of 1 January				
			Total	Materials and Supplies	Fuels, Lubricants, Oil and Greases	Goods for Resale	Others
		(1)	(2)	(3)	(4)	(5)	(6)
G471	Retail sale in non-specialized stores	308	20,769,962	41,126	3,396	20,725,440	-
G472	Retail sale of food, beverages and tobacco in specialized stores	59	2,055,109	190	-	2,054,919	-
G473	Retail sale of automotive fuel in specialized stores	142	1,626,835	-	-	1,626,835	-
G474	Retail sale of information and communications equipment in specialized stores	84	5,391,140	-	-	5,391,140	-
G475	Retail sale of other household equipment in specialized stores	326	13,238,004	18,039	-	13,219,965	-
G476	Retail sale of cultural and recreation goods in specialized stores	76	4,999,893	56,606	504	4,942,783	-
G477	Retail sale of other goods in specialized stores	489	13,686,267	145,352	82	13,540,833	-
G479	Retail trade not in stores, stalls or markets	15	684,460	7,731	-	676,729	-
CAR		71	1,762,793	6,869	26	1,755,898	-
G451	Sale of motor vehicles	s	s	s	s	s	s
G453	Sale of motor vehicle parts and accessories	s	s	s	s	s	s
G454	Sale, maintenance and repair of motorcycles and related parts and accessories	s	s	s	s	s	s
G462	Wholesale of agricultural raw materials and live animals	s	s	s	s	s	s
G463	Wholesale of food, beverages and tobacco	10	347,182	4,727	23	342,431	-
G464	Wholesale of household goods	s	s	s	s	s	s
G465	Wholesale of machinery, equipment and supplies	s	s	s	s	s	s
G466	Other specialized wholesale	s	s	s	s	s	s
G471	Retail sale in non-specialized stores	28	962,898	1,681	3	961,214	-
G473	Retail sale of automotive fuel in specialized stores	7	33,795	-	-	33,795	-
G474	Retail sale of information and communications equipment in specialized stores	s	s	s	s	s	s
G475	Retail sale of other household equipment in specialized stores	5	94,936	-	-	94,936	-
G477	Retail sale of other goods in specialized stores	9	165,513	51	-	165,463	-
I - Ilocos		265	7,383,985	61,718	3,951	7,318,315	-
G451	Sale of motor vehicles	10	331,534	3,262	-	328,272	-
G452	Maintenance and repair of motor vehicles	s	s	s	s	s	s
G453	Sale of motor vehicle parts and accessories	7	183,742	8	40	183,694	-
G454	Sale, maintenance and repair of motorcycles and related parts and accessories	14	319,011	-	-	319,011	-
G462	Wholesale of agricultural raw materials and live animals	s	s	s	s	s	s
G463	Wholesale of food, beverages and tobacco	42	1,851,655	45,097	2,577	1,803,980	-
G464	Wholesale of household goods	11	374,149	-	-	374,149	-
G466	Other specialized wholesale	8	260,799	2	604	260,194	-

Continued

TABLE 11a --Continued

2009 PSIC Code	Region/ Industry Description	Number of Establishments	Value of Inventories as of 1 January				
			Total	Materials and Supplies	Fuels, Lubricants, Oil and Greases	Goods for Resale	Others
		(1)	(2)	(3)	(4)	(5)	(6)
G471	Retail sale in non-specialized stores	77	2,277,195	10,740	708	2,265,748	-
G472	Retail sale of food, beverages and tobacco in specialized stores	4	187,033	-	-	187,033	-
G473	Retail sale of automotive fuel in specialized stores	10	41,890	-	-	41,890	-
G474	Retail sale of information and communications equipment in specialized stores	5	112,774	-	-	112,774	-
G475	Retail sale of other household equipment in specialized stores	38	987,794	555	-	987,239	-
G476	Retail sale of cultural and recreation goods in specialized stores	4	36,481	-	-	36,481	-
G477	Retail sale of other goods in specialized stores	31	416,041	22	22	415,997	-
II - Cagayan Valley		151	3,940,279	30,767	11,604	3,897,020	888
G451	Sale of motor vehicles	6	167,387	117	1,514	165,756	-
G453	Sale of motor vehicle parts and accessories	s	s	s	s	s	s
G454	Sale, maintenance and repair of motorcycles and related parts and accessories	8	73,013	-	-	73,013	-
G462	Wholesale of agricultural raw materials and live animals	17	190,982	788	1,180	189,014	-
G463	Wholesale of food, beverages and tobacco	28	1,608,451	26,959	4,986	1,576,506	-
G464	Wholesale of household goods	7	189,444	-	-	189,444	-
G465	Wholesale of machinery, equipment and supplies	s	s	s	s	s	s
G466	Other specialized wholesale	3	114,011	-	-	114,011	-
G471	Retail sale in non-specialized stores	26	795,286	324	-	794,963	-
G472	Retail sale of food, beverages and tobacco in specialized stores	3	16,377	-	-	16,377	-
G473	Retail sale of automotive fuel in specialized stores	8	15,720	-	3,919	11,802	-
G474	Retail sale of information and communications equipment in specialized stores	s	s	s	s	s	s
G475	Retail sale of other household equipment in specialized stores	18	324,896	-	-	324,008	888
G476	Retail sale of cultural and recreation goods in specialized stores	s	s	s	s	s	s
G477	Retail sale of other goods in specialized stores	21	267,363	2,559	-	264,804	-
III - Central Luzon		628	27,587,054	366,816	58,232	27,162,006	-
G451	Sale of motor vehicles	39	3,531,381	2,794	5,190	3,523,397	-
G452	Maintenance and repair of motor vehicles	7	2,809	2,809	-	-	-
G453	Sale of motor vehicle parts and accessories	5	255,453	-	128	255,324	-
G454	Sale, maintenance and repair of motorcycles and related parts and accessories	20	523,524	-	-	523,524	-
G461	Wholesale on a fee or contract basis	s	s	s	s	s	s
G462	Wholesale of agricultural raw materials and live animals	15	178,801	89	33	178,679	-

Continued

TABLE 11a --Continued

2009 PSIC Code	Region/ Industry Description	Number of Establishments	Value of Inventories as of 1 January				
			Total	Materials and Supplies	Fuels, Lubricants, Oil and Greases	Goods for Resale	Others
		(1)	(2)	(3)	(4)	(5)	(6)
G463	Wholesale of food, beverages and tobacco	67	4,056,205	150,400	22,812	3,882,993	-
G464	Wholesale of household goods	32	659,980	185	4,849	654,946	-
G465	Wholesale of machinery, equipment and supplies	5	69,249	-	-	69,249	-
G466	Other specialized wholesale	38	3,138,070	1,929	1,002	3,135,139	-
G469	Non-specialized wholesale trade	s	s	s	s	s	s
G471	Retail sale in non-specialized stores	177	8,600,060	16,130	393	8,583,537	-
G472	Retail sale of food, beverages and tobacco in specialized stores	10	175,366	35	-	175,331	-
G473	Retail sale of automotive fuel in specialized stores	51	316,775	51,000	23,599	242,176	-
G474	Retail sale of information and communications equipment in specialized stores	5	72,936	-	-	72,936	-
G475	Retail sale of other household equipment in specialized stores	84	2,493,039	137,887	225	2,354,927	-
G476	Retail sale of cultural and recreation goods in specialized stores	6	135,404	3	-	135,402	-
G477	Retail sale of other goods in specialized stores	63	3,204,102	1,137	-	3,202,965	-
IVA - CALABARZON		875	34,905,809	178,573	15,226	34,712,010	-
G451	Sale of motor vehicles	35	2,949,279	61,662	333	2,887,284	-
G452	Maintenance and repair of motor vehicles	17	70,472	70,472	-	-	-
G453	Sale of motor vehicle parts and accessories	16	540,503	-	-	540,503	-
G454	Sale, maintenance and repair of motorcycles and related parts and accessories	21	331,993	536	923	330,533	-
G461	Wholesale on a fee or contract basis	s	s	s	s	s	s
G462	Wholesale of agricultural raw materials and live animals	3	24,934	-	-	24,934	-
G463	Wholesale of food, beverages and tobacco	78	4,074,093	18,529	20	4,055,543	-
G464	Wholesale of household goods	37	1,708,926	330	9,483	1,699,113	-
G465	Wholesale of machinery, equipment and supplies	30	4,293,111	457	-	4,292,655	-
G466	Other specialized wholesale	57	1,853,755	358	1,361	1,852,036	-
G469	Non-specialized wholesale trade	s	s	s	s	s	s
G471	Retail sale in non-specialized stores	234	9,102,211	19,285	3,028	9,079,899	-
G472	Retail sale of food, beverages and tobacco in specialized stores	14	345,926	-	2	345,924	-
G473	Retail sale of automotive fuel in specialized stores	82	2,854,603	-	-	2,854,603	-
G474	Retail sale of information and communications equipment in specialized stores	7	67,672	-	-	67,672	-
G475	Retail sale of other household equipment in specialized stores	131	3,426,310	253	20	3,426,036	-
G476	Retail sale of cultural and recreation goods in specialized stores	s	s	s	s	s	s
G477	Retail sale of other goods in specialized stores	108	3,138,606	6,414	56	3,132,136	-

Continued

TABLE 11a --Continued

2009 PSIC Code	Region/ Industry Description	Number of Establishments	Value of Inventories as of 1 January				
			Total	Materials and Supplies	Fuels, Lubricants, Oil and Greases	Goods for Resale	Others
		(1)	(2)	(3)	(4)	(5)	(6)
	IVB - MIMAROPA	108	3,504,710	76,887	878	3,426,945	-
G451	Sale of motor vehicles	s	s	s	s	s	s
G453	Sale of motor vehicle parts and accessories	s	s	s	s	s	s
G454	Sale, maintenance and repair of motorcycles and related parts and accessories	8	67,315	44	114	67,157	-
G462	Wholesale of agricultural raw materials and live animals	11	19,606	21	12	19,573	-
G463	Wholesale of food, beverages and tobacco	30	1,978,696	34,258	438	1,944,000	-
G464	Wholesale of household goods	s	s	s	s	s	s
G466	Other specialized wholesale	s	s	s	s	s	s
G471	Retail sale in non-specialized stores	30	930,680	40,762	-	889,918	-
G472	Retail sale of food, beverages and tobacco in specialized stores	s	s	s	s	s	s
G473	Retail sale of automotive fuel in specialized stores	3	18,669	-	-	18,669	-
G474	Retail sale of information and communications equipment in specialized stores	3	120,958	-	-	120,958	-
G475	Retail sale of other household equipment in specialized stores	10	172,488	31	314	172,143	-
G477	Retail sale of other goods in specialized stores	6	111,350	1,400	-	109,950	-
	V - Bicol	244	5,656,665	49,370	974	5,606,321	-
G451	Sale of motor vehicles	3	388,457	-	-	388,457	-
G452	Maintenance and repair of motor vehicles	s	s	s	s	s	s
G453	Sale of motor vehicle parts and accessories	s	s	s	s	s	s
G454	Sale, maintenance and repair of motorcycles and related parts and accessories	7	231,450	-	-	231,450	-
G461	Wholesale on a fee or contract basis	s	s	s	s	s	s
G462	Wholesale of agricultural raw materials and live animals	4	44,542	-	-	44,542	-
G463	Wholesale of food, beverages and tobacco	49	1,534,552	28,499	340	1,505,713	-
G464	Wholesale of household goods	17	422,233	-	-	422,233	-
G465	Wholesale of machinery, equipment and supplies	s	s	s	s	s	s
G466	Other specialized wholesale	4	69,385	575	-	68,810	-
G471	Retail sale in non-specialized stores	66	1,831,217	19,924	103	1,811,190	-
G472	Retail sale of food, beverages and tobacco in specialized stores	s	s	s	s	s	s
G473	Retail sale of automotive fuel in specialized stores	6	18,272	-	-	18,272	-
G474	Retail sale of information and communications equipment in specialized stores	3	8,023	-	-	8,023	-
G475	Retail sale of other household equipment in specialized stores	26	293,298	22	-	293,277	-
G476	Retail sale of cultural and recreation goods in specialized stores	s	s	s	s	s	s

Continued

TABLE 11a --Continued

2009 PSIC Code	Region/ Industry Description	Number of Establishments	Value of Inventories as of 1 January				
			Total	Materials and Supplies	Fuels, Lubricants, Oil and Greases	Goods for Resale	Others
		(1)	(2)	(3)	(4)	(5)	(6)
G477	Retail sale of other goods in specialized stores	50	702,540	161	-	702,379	-
	VI - Western Visayas	454	16,962,963	63,181	2,956	16,896,827	-
G451	Sale of motor vehicles	21	1,314,180	-	-	1,314,180	-
G452	Maintenance and repair of motor vehicles	4	3,335	3,335	-	-	-
G453	Sale of motor vehicle parts and accessories	6	280,504	-	-	280,504	-
G454	Sale, maintenance and repair of motorcycles and related parts and accessories	18	133,061	-	-	133,061	-
G462	Wholesale of agricultural raw materials and live animals	s	s	s	s	s	s
G463	Wholesale of food, beverages and tobacco	60	2,320,558	21,089	596	2,298,873	-
G464	Wholesale of household goods	24	1,345,519	-	-	1,345,519	-
G465	Wholesale of machinery, equipment and supplies	6	222,680	98	-	222,582	-
G466	Other specialized wholesale	11	1,383,331	30,269	347	1,352,715	-
G471	Retail sale in non-specialized stores	115	6,807,608	6,960	277	6,800,371	-
G472	Retail sale of food, beverages and tobacco in specialized stores	10	311,084	-	-	311,084	-
G473	Retail sale of automotive fuel in specialized stores	15	52,923	52	14	52,857	-
G474	Retail sale of information and communications equipment in specialized stores	7	119,520	-	-	119,520	-
G475	Retail sale of other household equipment in specialized stores	97	1,739,715	1,361	1,692	1,736,661	-
G476	Retail sale of cultural and recreation goods in specialized stores	s	s	s	s	s	s
G477	Retail sale of other goods in specialized stores	57	802,655	16	29	802,609	-
	VII - Central Visayas	710	35,417,030	421,259	13,580	34,982,191	-
G451	Sale of motor vehicles	44	3,585,520	16,462	-	3,569,058	-
G452	Maintenance and repair of motor vehicles	8	441	441	-	-	-
G453	Sale of motor vehicle parts and accessories	21	509,691	2,850	-	506,841	-
G454	Sale, maintenance and repair of motorcycles and related parts and accessories	28	500,301	173	3,263	496,864	-
G461	Wholesale on a fee or contract basis	7	18,213	1,533	-	16,680	-
G462	Wholesale of agricultural raw materials and live animals	7	93,672	33	35	93,604	-
G463	Wholesale of food, beverages and tobacco	58	1,770,959	22,878	57	1,748,023	-
G464	Wholesale of household goods	51	2,565,877	2,305	229	2,563,343	-
G465	Wholesale of machinery, equipment and supplies	32	1,262,399	-	-	1,262,399	-
G466	Other specialized wholesale	54	1,264,599	221	12	1,264,366	-
G469	Non-specialized wholesale trade	s	s	s	s	s	s
G471	Retail sale in non-specialized stores	126	14,748,285	22,455	7,676	14,718,154	-
G472	Retail sale of food, beverages and tobacco in specialized stores	16	368,849	-	-	368,849	-

Continued

TABLE 11a --Continued

2009 PSIC Code	Region/ Industry Description	Number of Establishments	Value of Inventories as of 1 January				
			Total	Materials and Supplies	Fuels, Lubricants, Oil and Greases	Goods for Resale	Others
		(1)	(2)	(3)	(4)	(5)	(6)
G473	Retail sale of automotive fuel in specialized stores	43	2,472,526	177,550	-	2,294,976	-
G474	Retail sale of information and communications equipment in specialized stores	19	201,503	-	-	201,503	-
G475	Retail sale of other household equipment in specialized stores	118	5,114,333	165,455	95	4,948,783	-
G476	Retail sale of cultural and recreation goods in specialized stores	11	385,446	-	-	385,446	-
G477	Retail sale of other goods in specialized stores	64	541,271	8,905	2,212	530,154	-
G479	Retail trade not in stores, stalls or markets	s	s	s	s	s	s
VIII - Eastern Visayas		158	5,013,667	49,030	19,597	4,945,040	-
G451	Sale of motor vehicles	3	120,072	-	-	120,072	-
G452	Maintenance and repair of motor vehicles	s	s	s	s	s	s
G453	Sale of motor vehicle parts and accessories	s	s	s	s	s	s
G454	Sale, maintenance and repair of motorcycles and related parts and accessories	5	71,414	663	306	70,445	-
G461	Wholesale on a fee or contract basis	s	s	s	s	s	s
G462	Wholesale of agricultural raw materials and live animals	6	50,179	3,313	16,380	30,486	-
G463	Wholesale of food, beverages and tobacco	33	2,452,185	13,427	36	2,438,722	-
G464	Wholesale of household goods	9	188,690	-	-	188,690	-
G466	Other specialized wholesale	4	77,485	16,838	-	60,646	-
G471	Retail sale in non-specialized stores	39	1,615,858	2,345	15	1,613,498	-
G472	Retail sale of food, beverages and tobacco in specialized stores	s	s	s	s	s	s
G473	Retail sale of automotive fuel in specialized stores	9	85,721	41	189	85,490	-
G474	Retail sale of information and communications equipment in specialized stores	s	s	s	s	s	s
G475	Retail sale of other household equipment in specialized stores	34	297,359	12,140	2,670	282,549	-
G477	Retail sale of other goods in specialized stores	10	30,084	-	-	30,084	-
IX - Zamboanga Peninsula		159	4,142,122	55,292	911	4,085,920	-
G451	Sale of motor vehicles	s	s	s	s	s	s
G453	Sale of motor vehicle parts and accessories	s	s	s	s	s	s
G454	Sale, maintenance and repair of motorcycles and related parts and accessories	5	124,467	-	-	124,467	-
G461	Wholesale on a fee or contract basis	3	20,082	20,082	-	-	-
G462	Wholesale of agricultural raw materials and live animals	5	14,748	24	-	14,724	-
G463	Wholesale of food, beverages and tobacco	19	658,445	26,976	698	630,772	-
G464	Wholesale of household goods	13	295,146	243	-	294,903	-
G465	Wholesale of machinery, equipment and supplies	s	s	s	s	s	s

Continued

TABLE 11a --Continued

2009 PSIC Code	Region/ Industry Description	Number of Establishments	Value of Inventories as of 1 January				
			Total	Materials and Supplies	Fuels, Lubricants, Oil and Greases	Goods for Resale	Others
			(1)	(2)	(3)	(4)	(5)
G466	Other specialized wholesale	4	42,730	4,576	-	38,154	-
G471	Retail sale in non-specialized stores	51	1,610,669	3,020	-	1,607,649	-
G472	Retail sale of food, beverages and tobacco in specialized stores	6	19,878	-	-	19,878	-
G473	Retail sale of automotive fuel in specialized stores	5	12,742	5	19	12,718	-
G475	Retail sale of other household equipment in specialized stores	25	1,044,600	-	29	1,044,571	-
G476	Retail sale of cultural and recreation goods in specialized stores	s	s	s	s	s	s
G477	Retail sale of other goods in specialized stores	17	114,155	346	165	113,644	-
X - Northern Mindanao		286	11,946,513	549,162	61,249	11,336,102	-
G451	Sale of motor vehicles	17	922,528	27,929	5,192	889,407	-
G452	Maintenance and repair of motor vehicles	s	s	s	s	s	s
G453	Sale of motor vehicle parts and accessories	11	403,650	860	609	402,181	-
G454	Sale, maintenance and repair of motorcycles and related parts and accessories	7	146,433	93	117	146,222	-
G462	Wholesale of agricultural raw materials and live animals	6	342,863	47	16	342,800	-
G463	Wholesale of food, beverages and tobacco	37	1,500,568	23,221	206	1,477,140	-
G464	Wholesale of household goods	21	934,978	74,256	269	860,454	-
G465	Wholesale of machinery, equipment and supplies	6	831,859	-	-	831,859	-
G466	Other specialized wholesale	16	854,697	8,291	138	846,268	-
G471	Retail sale in non-specialized stores	61	3,140,966	202,794	51,383	2,886,789	-
G472	Retail sale of food, beverages and tobacco in specialized stores	7	43,869	-	-	43,869	-
G473	Retail sale of automotive fuel in specialized stores	15	1,087,735	104,071	-	983,664	-
G474	Retail sale of information and communications equipment in specialized stores	3	53,362	-	-	53,362	-
G475	Retail sale of other household equipment in specialized stores	49	1,236,675	107,264	3,160	1,126,251	-
G476	Retail sale of cultural and recreation goods in specialized stores	s	s	s	s	s	s
G477	Retail sale of other goods in specialized stores	25	402,801	327	-	402,474	-
XI - Davao		443	20,576,263	262,077	2,669	20,311,517	-
G451	Sale of motor vehicles	14	1,273,909	2,848	-	1,271,061	-
G452	Maintenance and repair of motor vehicles	11	35,402	34,354	-	1,049	-
G453	Sale of motor vehicle parts and accessories	13	306,653	-	-	306,653	-
G454	Sale, maintenance and repair of motorcycles and related parts and accessories	13	348,010	-	-	348,010	-
G461	Wholesale on a fee or contract basis	7	91,676	88,521	-	3,154	-

Continued

TABLE 11a --Continued

2009 PSIC Code	Region/ Industry Description	Number of Establishments	Value of Inventories as of 1 January				
			Total	Materials and Supplies	Fuels, Lubricants, Oil and Greases	Goods for Resale	Others
		(1)	(2)	(3)	(4)	(5)	(6)
G462	Wholesale of agricultural raw materials and live animals	4	63,374	-	-	63,374	-
G463	Wholesale of food, beverages and tobacco	38	2,960,742	50,195	2,314	2,908,234	-
G464	Wholesale of household goods	26	1,291,354	104	-	1,291,251	-
G465	Wholesale of machinery, equipment and supplies	17	1,368,051	52	-	1,367,999	-
G466	Other specialized wholesale	31	1,557,362	39,558	-	1,517,804	-
G471	Retail sale in non-specialized stores	103	7,792,294	692	152	7,791,450	-
G472	Retail sale of food, beverages and tobacco in specialized stores	5	26,132	271	-	25,861	-
G473	Retail sale of automotive fuel in specialized stores	21	40,474	-	-	40,474	-
G474	Retail sale of information and communications equipment in specialized stores	7	96,262	-	-	96,262	-
G475	Retail sale of other household equipment in specialized stores	82	2,598,210	45,482	-	2,552,728	-
G476	Retail sale of cultural and recreation goods in specialized stores	6	320,282	-	-	320,282	-
G477	Retail sale of other goods in specialized stores	44	401,088	-	203	400,886	-
G479	Retail trade not in stores, stalls or markets	s	s	s	s	s	s
XII - SOCCSKSARGEN		219	9,265,029	38,164	1,346	9,225,519	-
G451	Sale of motor vehicles	5	439,677	-	-	439,677	-
G452	Maintenance and repair of motor vehicles	s	s	s	s	s	s
G453	Sale of motor vehicle parts and accessories	5	160,839	-	-	160,839	-
G454	Sale, maintenance and repair of motorcycles and related parts and accessories	7	327,660	39	-	327,621	-
G462	Wholesale of agricultural raw materials and live animals	7	89,343	776	631	87,935	-
G463	Wholesale of food, beverages and tobacco	35	2,205,845	29,831	129	2,175,886	-
G464	Wholesale of household goods	10	197,807	-	76	197,731	-
G465	Wholesale of machinery, equipment and supplies	s	s	s	s	s	s
G466	Other specialized wholesale	s	s	s	s	s	s
G471	Retail sale in non-specialized stores	55	3,562,688	4,007	502	3,558,180	-
G472	Retail sale of food, beverages and tobacco in specialized stores	7	241,226	7	7	241,212	-
G473	Retail sale of automotive fuel in specialized stores	10	18,413	142	-	18,271	-
G474	Retail sale of information and communications equipment in specialized stores	s	s	s	s	s	s
G475	Retail sale of other household equipment in specialized stores	44	1,478,670	299	-	1,478,371	-
G476	Retail sale of cultural and recreation goods in specialized stores	s	s	s	s	s	s
G477	Retail sale of other goods in specialized stores	26	476,853	3,063	-	473,790	-
XIII - Caraga		118	3,310,963	15,923	9,226	3,285,814	-

Continued

TABLE 11a --Continued

2009 PSIC Code	Region/ Industry Description	Number of Establishments	Value of Inventories as of 1 January				
			Total	Materials and Supplies	Fuels, Lubricants, Oil and Greases	Goods for Resale	Others
			(1)	(2)	(3)	(4)	(5)
G451	Sale of motor vehicles	6	206,310	-	-	206,310	-
G452	Maintenance and repair of motor vehicles	s	s	s	s	s	s
G454	Sale, maintenance and repair of motorcycles and related parts and accessories	6	41,908	405	614	40,889	-
G462	Wholesale of agricultural raw materials and live animals	s	s	s	s	s	s
G463	Wholesale of food, beverages and tobacco	15	612,149	7,937	48	604,165	-
G464	Wholesale of household goods	10	247,105	23	59	247,023	-
G465	Wholesale of machinery, equipment and supplies	3	96,481	45	-	96,436	-
G466	Other specialized wholesale	4	12,969	2,676	-	10,292	-
G471	Retail sale in non-specialized stores	30	1,307,959	3,986	8,495	1,295,477	-
G472	Retail sale of food, beverages and tobacco in specialized stores	5	24,811	-	-	24,811	-
G473	Retail sale of automotive fuel in specialized stores	7	257,303	-	-	257,303	-
G474	Retail sale of information and communications equipment in specialized stores	s	s	s	s	s	s
G475	Retail sale of other household equipment in specialized stores	15	232,744	-	10	232,734	-
G477	Retail sale of other goods in specialized stores	12	244,342	850	-	243,492	-
ARMM		11	209,686	56	88	209,542	-
G462	Wholesale of agricultural raw materials and live animals	s	s	s	s	s	s
G463	Wholesale of food, beverages and tobacco	s	s	s	s	s	s
G466	Other specialized wholesale	s	s	s	s	s	s
G471	Retail sale in non-specialized stores	6	106,814	41	88	106,685	-
G473	Retail sale of automotive fuel in specialized stores	s	s	s	s	s	s

Continued

TABLE 11a --Continued

2009 PSIC Code	Region/ Industry Description	Number of Establishments	Value of Inventories as of 31 December				
			Total	Materials and Supplies	Fuels, Lubricants, Oil and Greases	Goods for Resale	Others
		(1)	(2)	(3)	(4)	(5)	(6)
PHILIPPINES		464,704,307	5,202,027	403,150	459,078,503	20,627	
G451	Sale of motor vehicles	39,919,480	263,157	13,781	39,642,542	-	
G452	Maintenance and repair of motor vehicles	250,320	225,487	223	24,610	-	
G453	Sale of motor vehicle parts and accessories	9,360,616	20,255	7,921	9,332,440	-	
G454	Sale, maintenance and repair of motorcycles and related parts and accessories	6,342,147	2,075	5,543	6,334,529	-	
G461	Wholesale on a fee or contract basis	370,818	326,451	-	44,367	-	
G462	Wholesale of agricultural raw materials and live animals	5,542,700	8,065	12,124	5,522,510	-	
G463	Wholesale of food, beverages and tobacco	56,943,252	549,813	46,376	56,327,200	19,863	
G464	Wholesale of household goods	79,368,745	190,951	104,368	79,073,427	-	
G465	Wholesale of machinery, equipment and supplies	42,707,869	1,995,001	975	40,711,893	-	
G466	Other specialized wholesale	50,319,626	135,066	8,632	50,175,927	-	
G469	Non-specialized wholesale trade	500,633	5	-	500,628	-	
G471	Retail sale in non-specialized stores	84,677,389	425,553	136,546	84,115,290	-	
G472	Retail sale of food, beverages and tobacco in specialized stores	5,072,044	2,725	277	5,069,043	-	
G473	Retail sale of automotive fuel in specialized stores	9,630,340	399,328	35,744	9,195,268	-	
G474	Retail sale of information and communications equipment in specialized stores	7,222,869	682	1,100	7,221,088	-	
G475	Retail sale of other household equipment in specialized stores	36,622,943	451,136	23,648	36,147,394	764	
G476	Retail sale of cultural and recreation goods in specialized stores	4,412,845	22,719	630	4,389,496	-	
G477	Retail sale of other goods in specialized stores	24,525,606	173,429	5,262	24,346,914	-	
G479	Retail trade not in stores, stalls or markets	914,066	10,128	-	903,938	-	
NCR		262,813,130	2,937,579	87,699	259,787,852	-	
G451	Sale of motor vehicles	20,492,740	143,124	-	20,349,616	-	
G452	Maintenance and repair of motor vehicles	101,860	89,606	50	12,204	-	
G453	Sale of motor vehicle parts and accessories	6,141,766	12,642	-	6,129,124	-	
G454	Sale, maintenance and repair of motorcycles and related parts and accessories	2,254,180	-	-	2,254,180	-	
G461	Wholesale on a fee or contract basis	236,119	220,383	-	15,736	-	
G462	Wholesale of agricultural raw materials and live animals	4,020,443	4,038	19	4,016,386	-	
G463	Wholesale of food, beverages and tobacco	33,155,232	104,185	146	33,050,901	-	
G464	Wholesale of household goods	66,750,184	105,703	81,778	66,562,702	-	
G465	Wholesale of machinery, equipment and supplies	33,048,642	1,990,125	-	31,058,517	-	
G466	Other specialized wholesale	33,662,864	24,944	-	33,637,920	-	
G469	Non-specialized wholesale trade	180,778	5	-	180,773	-	
G471	Retail sale in non-specialized stores	19,767,920	52,111	5,125	19,710,685	-	

Continued

TABLE 11a --Continued

2009 PSIC Code	Region/ Industry Description	Number of Establishments	Value of Inventories as of 31 December				
			Total	Materials and Supplies	Fuels, Lubricants, Oil and Greases	Goods for Resale	Others
		(1)	(2)	(3)	(4)	(5)	(6)
G472	Retail sale of food, beverages and tobacco in specialized stores	2,652,766	1,482	-	2,651,284	-	
G473	Retail sale of automotive fuel in specialized stores	1,397,936	-	-	1,397,936	-	
G474	Retail sale of information and communications equipment in specialized stores	6,229,496	-	-	6,229,496	-	
G475	Retail sale of other household equipment in specialized stores	13,857,651	11,068	-	13,846,583	-	
G476	Retail sale of cultural and recreation goods in specialized stores	3,482,206	22,689	443	3,459,073	-	
G477	Retail sale of other goods in specialized stores	14,485,725	145,347	138	14,340,241	-	
G479	Retail trade not in stores, stalls or markets	894,622	10,128	-	884,494	-	
	CAR	1,763,297	7,113	476	1,755,709	-	
G451	Sale of motor vehicles	s	s	s	s	s	
G453	Sale of motor vehicle parts and accessories	s	s	s	s	s	
G454	Sale, maintenance and repair of motorcycles and related parts and accessories	s	s	s	s	s	
G462	Wholesale of agricultural raw materials and live animals	s	s	s	s	s	
G463	Wholesale of food, beverages and tobacco	239,173	4,557	21	234,595	-	
G464	Wholesale of household goods	s	s	s	s	s	
G465	Wholesale of machinery, equipment and supplies	s	s	s	s	s	
G466	Other specialized wholesale	s	s	s	s	s	
G471	Retail sale in non-specialized stores	1,009,435	2,105	455	1,006,875	-	
G473	Retail sale of automotive fuel in specialized stores	40,313	-	-	40,313	-	
G474	Retail sale of information and communications equipment in specialized stores	s	s	s	s	s	
G475	Retail sale of other household equipment in specialized stores	108,218	-	-	108,218	-	
G477	Retail sale of other goods in specialized stores	169,455	33	-	169,422	-	
	I - Ilocos	7,642,588	53,110	5,750	7,583,728	-	
G451	Sale of motor vehicles	386,125	11,510	-	374,615	-	
G452	Maintenance and repair of motor vehicles	s	s	s	s	s	
G453	Sale of motor vehicle parts and accessories	202,754	3	53	202,697	-	
G454	Sale, maintenance and repair of motorcycles and related parts and accessories	369,303	-	-	369,303	-	
G462	Wholesale of agricultural raw materials and live animals	s	s	s	s	s	
G463	Wholesale of food, beverages and tobacco	1,690,362	25,585	3,941	1,660,836	-	
G464	Wholesale of household goods	371,607	244	206	371,157	-	
G466	Other specialized wholesale	269,230	2	255	268,974	-	
G471	Retail sale in non-specialized stores	2,477,220	10,351	1,061	2,465,809	-	

Continued

TABLE 11a --Continued

2009 PSIC Code	Region/ Industry Description	Number of Establishments	Value of Inventories as of 31 December				
			Total	Materials and Supplies	Fuels, Lubricants, Oil and Greases	Goods for Resale	Others
		(1)	(2)	(3)	(4)	(5)	(6)
G472	Retail sale of food, beverages and tobacco in specialized stores	167,362	-	-	167,362	-	-
G473	Retail sale of automotive fuel in specialized stores	36,265	-	-	36,265	-	-
G474	Retail sale of information and communications equipment in specialized stores	113,016	-	-	113,016	-	-
G475	Retail sale of other household equipment in specialized stores	1,063,153	663	212	1,062,277	-	-
G476	Retail sale of cultural and recreation goods in specialized stores	35,166	-	-	35,166	-	-
G477	Retail sale of other goods in specialized stores	455,025	22	22	454,981	-	-
II - Cagayan Valley		4,286,113	28,084	14,418	4,242,847	764	
G451	Sale of motor vehicles	305,834	110	1,057	304,667	-	-
G453	Sale of motor vehicle parts and accessories	s	s	s	s	s	s
G454	Sale, maintenance and repair of motorcycles and related parts and accessories	148,041	-	-	148,041	-	-
G462	Wholesale of agricultural raw materials and live animals	302,853	623	300	301,931	-	-
G463	Wholesale of food, beverages and tobacco	1,270,761	24,815	4,969	1,240,978	-	-
G464	Wholesale of household goods	257,638	-	-	257,638	-	-
G465	Wholesale of machinery, equipment and supplies	s	s	s	s	s	s
G466	Other specialized wholesale	81,082	-	-	81,082	-	-
G471	Retail sale in non-specialized stores	899,800	330	-	899,470	-	-
G472	Retail sale of food, beverages and tobacco in specialized stores	24,457	-	-	24,457	-	-
G473	Retail sale of automotive fuel in specialized stores	28,360	-	8,085	20,275	-	-
G474	Retail sale of information and communications equipment in specialized stores	s	s	s	s	s	s
G475	Retail sale of other household equipment in specialized stores	385,192	-	-	384,428	764	-
G476	Retail sale of cultural and recreation goods in specialized stores	s	s	s	s	s	s
G477	Retail sale of other goods in specialized stores	346,521	2,189	-	344,333	-	-
III - Central Luzon		28,190,707	389,926	62,443	27,738,338	-	
G451	Sale of motor vehicles	3,496,023	35,316	4,616	3,456,090	-	-
G452	Maintenance and repair of motor vehicles	4,049	4,049	-	-	-	-
G453	Sale of motor vehicle parts and accessories	260,623	-	172	260,452	-	-
G454	Sale, maintenance and repair of motorcycles and related parts and accessories	752,268	-	-	752,268	-	-
G461	Wholesale on a fee or contract basis	s	s	s	s	s	s
G462	Wholesale of agricultural raw materials and live animals	195,676	108	17	195,552	-	-
G463	Wholesale of food, beverages and tobacco	3,649,446	147,001	26,234	3,476,212	-	-

Continued

TABLE 11a --Continued

2009 PSIC Code	Region/ Industry Description	Number of Establishments	Value of Inventories as of 31 December				
			Total	Materials and Supplies	Fuels, Lubricants, Oil and Greases	Goods for Resale	Others
		(1)	(2)	(3)	(4)	(5)	(6)
G464	Wholesale of household goods	849,636	277	323	849,035	-	
G465	Wholesale of machinery, equipment and supplies	146,261	-	-	146,261	-	
G466	Other specialized wholesale	4,342,210	281	2,076	4,339,853	-	
G469	Non-specialized wholesale trade	s	s	s	s	s	
G471	Retail sale in non-specialized stores	9,520,973	16,316	363	9,504,295	-	
G472	Retail sale of food, beverages and tobacco in specialized stores	199,805	74	269	199,463	-	
G473	Retail sale of automotive fuel in specialized stores	350,848	53,397	26,576	270,875	-	
G474	Retail sale of information and communications equipment in specialized stores	39,096	-	-	39,096	-	
G475	Retail sale of other household equipment in specialized stores	2,539,795	120,479	1,585	2,417,730	-	
G476	Retail sale of cultural and recreation goods in specialized stores	108,685	2	-	108,683	-	
G477	Retail sale of other goods in specialized stores	1,533,833	742	212	1,532,879	-	
IVA - CALABARZON		37,500,770	183,134	14,091	37,283,682	19,863	
G451	Sale of motor vehicles	3,502,501	45,126	226	3,457,148	-	
G452	Maintenance and repair of motor vehicles	86,517	86,517	-	-	-	
G453	Sale of motor vehicle parts and accessories	553,467	-	-	553,467	-	
G454	Sale, maintenance and repair of motorcycles and related parts and accessories	394,157	563	969	392,625	-	
G461	Wholesale on a fee or contract basis	s	s	s	s	s	
G462	Wholesale of agricultural raw materials and live animals	27,914	-	-	27,914	-	
G463	Wholesale of food, beverages and tobacco	5,018,290	14,369	357	4,983,701	19,863	
G464	Wholesale of household goods	1,846,388	196	7,176	1,839,015	-	
G465	Wholesale of machinery, equipment and supplies	5,159,503	4,565	664	5,154,274	-	
G466	Other specialized wholesale	2,508,403	341	1,305	2,506,758	-	
G469	Non-specialized wholesale trade	s	s	s	s	s	
G471	Retail sale in non-specialized stores	8,389,146	21,306	3,348	8,364,492	-	
G472	Retail sale of food, beverages and tobacco in specialized stores	324,351	2	2	324,347	-	
G473	Retail sale of automotive fuel in specialized stores	2,927,777	-	-	2,927,777	-	
G474	Retail sale of information and communications equipment in specialized stores	69,568	-	-	69,568	-	
G475	Retail sale of other household equipment in specialized stores	3,269,789	438	33	3,269,318	-	
G476	Retail sale of cultural and recreation goods in specialized stores	s	s	s	s	s	
G477	Retail sale of other goods in specialized stores	3,286,803	9,425	10	3,277,368	-	
IVB - MIMAROPA		2,704,902	72,449	1,126	2,631,328	-	

Continued

TABLE 11a --Continued

2009 PSIC Code	Region/ Industry Description	Number of Establishments	Value of Inventories as of 31 December				
			Total	Materials and Supplies	Fuels, Lubricants, Oil and Greases	Goods for Resale	Others
		(1)	(2)	(3)	(4)	(5)	(6)
G451	Sale of motor vehicles	s	s	s	s	s	
G453	Sale of motor vehicle parts and accessories	s	s	s	s	s	
G454	Sale, maintenance and repair of motorcycles and related parts and accessories	77,773	46	120	77,607	-	
G462	Wholesale of agricultural raw materials and live animals	22,998	30	30	22,938	-	
G463	Wholesale of food, beverages and tobacco	1,194,827	32,061	481	1,162,284	-	
G464	Wholesale of household goods	s	s	s	s	s	
G466	Other specialized wholesale	s	s	s	s	s	
G471	Retail sale in non-specialized stores	820,470	38,810	-	781,660	-	
G472	Retail sale of food, beverages and tobacco in specialized stores	s	s	s	s	s	
G473	Retail sale of automotive fuel in specialized stores	22,966	-	-	22,966	-	
G474	Retail sale of information and communications equipment in specialized stores	132,082	-	-	132,082	-	
G475	Retail sale of other household equipment in specialized stores	206,809	30	471	206,308	-	
G477	Retail sale of other goods in specialized stores	116,105	1,400	-	114,705	-	
V - Bicol		6,632,963	36,709	1,136	6,595,118	-	
G451	Sale of motor vehicles	387,045	-	-	387,045	-	
G452	Maintenance and repair of motor vehicles	s	s	s	s	s	
G453	Sale of motor vehicle parts and accessories	s	s	s	s	s	
G454	Sale, maintenance and repair of motorcycles and related parts and accessories	388,055	-	-	388,055	-	
G461	Wholesale on a fee or contract basis	s	s	s	s	s	
G462	Wholesale of agricultural raw materials and live animals	66,224	-	-	66,224	-	
G463	Wholesale of food, beverages and tobacco	1,288,850	23,247	357	1,265,246	-	
G464	Wholesale of household goods	455,550	-	-	455,550	-	
G465	Wholesale of machinery, equipment and supplies	s	s	s	s	s	
G466	Other specialized wholesale	65,698	1,015	-	64,684	-	
G471	Retail sale in non-specialized stores	1,948,794	11,938	110	1,936,746	-	
G472	Retail sale of food, beverages and tobacco in specialized stores	s	s	s	s	s	
G473	Retail sale of automotive fuel in specialized stores	26,174	-	-	26,174	-	
G474	Retail sale of information and communications equipment in specialized stores	8,714	207	159	8,348	-	
G475	Retail sale of other household equipment in specialized stores	336,788	21	-	336,767	-	
G476	Retail sale of cultural and recreation goods in specialized stores	s	s	s	s	s	
G477	Retail sale of other goods in specialized stores	915,150	115	-	915,036	-	

Continued

TABLE 11a --Continued

2009 PSIC Code	Region/ Industry Description	Number of Establishments	Value of Inventories as of 31 December				
			Total	Materials and Supplies	Fuels, Lubricants, Oil and Greases	Goods for Resale	Others
		(1)	(2)	(3)	(4)	(5)	(6)
	VI - Western Visayas	18,622,106	74,956	2,185	18,544,965	-	
G451	Sale of motor vehicles	2,094,181	-	-	2,094,181	-	
G452	Maintenance and repair of motor vehicles	5,434	5,434	-	-	-	
G453	Sale of motor vehicle parts and accessories	367,382	-	-	367,382	-	
G454	Sale, maintenance and repair of motorcycles and related parts and accessories	152,794	-	-	152,794	-	
G462	Wholesale of agricultural raw materials and live animals	s	s	s	s	s	
G463	Wholesale of food, beverages and tobacco	1,856,677	22,511	778	1,833,388	-	
G464	Wholesale of household goods	1,708,351	-	-	1,708,351	-	
G465	Wholesale of machinery, equipment and supplies	247,885	115	-	247,770	-	
G466	Other specialized wholesale	1,730,465	36,851	250	1,693,364	-	
G471	Retail sale in non-specialized stores	7,130,212	8,898	269	7,121,045	-	
G472	Retail sale of food, beverages and tobacco in specialized stores	322,461	-	-	322,461	-	
G473	Retail sale of automotive fuel in specialized stores	64,705	56	14	64,635	-	
G474	Retail sale of information and communications equipment in specialized stores	137,340	-	-	137,340	-	
G475	Retail sale of other household equipment in specialized stores	1,899,571	1,077	853	1,897,641	-	
G476	Retail sale of cultural and recreation goods in specialized stores	s	s	s	s	s	
G477	Retail sale of other goods in specialized stores	837,787	15	21	837,752	-	
	VII - Central Visayas	36,478,271	478,750	13,401	35,986,120	-	
G451	Sale of motor vehicles	4,986,900	478	-	4,986,422	-	
G452	Maintenance and repair of motor vehicles	1,681	1,681	-	-	-	
G453	Sale of motor vehicle parts and accessories	550,175	4,958	-	545,218	-	
G454	Sale, maintenance and repair of motorcycles and related parts and accessories	372,960	192	3,354	369,414	-	
G461	Wholesale on a fee or contract basis	26,785	2,859	-	23,926	-	
G462	Wholesale of agricultural raw materials and live animals	53,495	72	199	53,223	-	
G463	Wholesale of food, beverages and tobacco	1,526,194	21,144	40	1,505,010	-	
G464	Wholesale of household goods	3,439,926	2,018	1,646	3,436,262	-	
G465	Wholesale of machinery, equipment and supplies	1,490,591	-	-	1,490,591	-	
G466	Other specialized wholesale	1,715,358	3,962	-	1,711,396	-	
G469	Non-specialized wholesale trade	s	s	s	s	s	
G471	Retail sale in non-specialized stores	12,995,359	20,983	5,708	12,968,667	-	
G472	Retail sale of food, beverages and tobacco in specialized stores	327,344	373	-	326,971	-	
G473	Retail sale of automotive fuel in specialized stores	2,842,125	217,890	-	2,624,235	-	

Continued

TABLE 11a --Continued

2009 PSIC Code	Region/ Industry Description	Number of Establishments	Value of Inventories as of 31 December				
			Total	Materials and Supplies	Fuels, Lubricants, Oil and Greases	Goods for Resale	Others
		(1)	(2)	(3)	(4)	(5)	(6)
G474	Retail sale of information and communications equipment in specialized stores	256,872	-	-	256,872	-	
G475	Retail sale of other household equipment in specialized stores	5,070,784	193,180	84	4,877,520	-	
G476	Retail sale of cultural and recreation goods in specialized stores	215,039	-	-	215,039	-	
G477	Retail sale of other goods in specialized stores	594,668	8,960	2,369	583,339	-	
G479	Retail trade not in stores, stalls or markets	s	s	s	s	s	
VIII - Eastern Visayas		3,244,059	36,602	13,605	3,193,852	-	
G451	Sale of motor vehicles	202,952	-	-	202,952	-	
G452	Maintenance and repair of motor vehicles	s	s	s	s	s	
G453	Sale of motor vehicle parts and accessories	s	s	s	s	s	
G454	Sale, maintenance and repair of motorcycles and related parts and accessories	91,753	683	316	90,754	-	
G461	Wholesale on a fee or contract basis	s	s	s	s	s	
G462	Wholesale of agricultural raw materials and live animals	55,344	2,950	11,465	40,928	-	
G463	Wholesale of food, beverages and tobacco	1,232,402	12,813	25	1,219,563	-	
G464	Wholesale of household goods	166,831	-	-	166,831	-	
G466	Other specialized wholesale	112,095	12,245	-	99,850	-	
G471	Retail sale in non-specialized stores	965,328	1,696	36	963,596	-	
G472	Retail sale of food, beverages and tobacco in specialized stores	s	s	s	s	s	
G473	Retail sale of automotive fuel in specialized stores	89,927	52	312	89,564	-	
G474	Retail sale of information and communications equipment in specialized stores	s	s	s	s	s	
G475	Retail sale of other household equipment in specialized stores	267,318	5,901	1,451	259,966	-	
G477	Retail sale of other goods in specialized stores	35,837	-	-	35,837	-	
IX - Zamboanga Peninsula		4,285,753	42,211	746	4,242,796	-	
G451	Sale of motor vehicles	s	s	s	s	s	
G453	Sale of motor vehicle parts and accessories	s	s	s	s	s	
G454	Sale, maintenance and repair of motorcycles and related parts and accessories	198,600	-	-	198,600	-	
G461	Wholesale on a fee or contract basis	13,847	13,847	-	-	-	
G462	Wholesale of agricultural raw materials and live animals	28,412	17	-	28,395	-	
G463	Wholesale of food, beverages and tobacco	369,343	21,845	328	347,170	-	
G464	Wholesale of household goods	321,416	117	-	321,299	-	
G465	Wholesale of machinery, equipment and supplies	s	s	s	s	s	
G466	Other specialized wholesale	36,563	3,522	-	33,040	-	

Continued

TABLE 11a --Continued

2009 PSIC Code	Region/ Industry Description	Number of Establishments	Value of Inventories as of 31 December				
			Total	Materials and Supplies	Fuels, Lubricants, Oil and Greases	Goods for Resale	Others
			(1)	(2)	(3)	(4)	(5)
G471	Retail sale in non-specialized stores	1,655,422	2,406	-	1,653,016	-	-
G472	Retail sale of food, beverages and tobacco in specialized stores	19,663	-	-	19,663	-	-
G473	Retail sale of automotive fuel in specialized stores	9,239	4	9	9,226	-	-
G475	Retail sale of other household equipment in specialized stores	1,296,329	-	126	1,296,203	-	-
G476	Retail sale of cultural and recreation goods in specialized stores	s	s	s	s	s	s
G477	Retail sale of other goods in specialized stores	124,476	285	158	124,033	-	-
X - Northern Mindanao		13,671,139	570,754	165,315	12,935,071	-	-
G451	Sale of motor vehicles	1,021,436	25,944	6,639	988,853	-	-
G452	Maintenance and repair of motor vehicles	s	s	s	s	s	s
G453	Sale of motor vehicle parts and accessories	520,975	2,374	6,801	511,801	-	-
G454	Sale, maintenance and repair of motorcycles and related parts and accessories	144,853	98	123	144,632	-	-
G462	Wholesale of agricultural raw materials and live animals	302,457	31	16	302,410	-	-
G463	Wholesale of food, beverages and tobacco	1,639,824	18,590	3,562	1,617,672	-	-
G464	Wholesale of household goods	1,156,252	82,255	11,795	1,062,202	-	-
G465	Wholesale of machinery, equipment and supplies	919,084	64	312	918,708	-	-
G466	Other specialized wholesale	1,319,856	8,701	4,747	1,306,409	-	-
G471	Retail sale in non-specialized stores	3,343,491	224,624	108,591	3,010,276	-	-
G472	Retail sale of food, beverages and tobacco in specialized stores	34,254	-	6	34,248	-	-
G473	Retail sale of automotive fuel in specialized stores	1,449,413	127,773	748	1,320,892	-	-
G474	Retail sale of information and communications equipment in specialized stores	69,375	475	941	67,959	-	-
G475	Retail sale of other household equipment in specialized stores	1,217,057	78,452	18,807	1,119,797	-	-
G476	Retail sale of cultural and recreation goods in specialized stores	s	s	s	s	s	s
G477	Retail sale of other goods in specialized stores	479,071	1,231	2,042	475,798	-	-
XI - Davao		23,756,215	236,051	3,038	23,517,127	-	-
G451	Sale of motor vehicles	1,992,658	1,548	-	1,991,110	-	-
G452	Maintenance and repair of motor vehicles	33,298	33,298	-	-	-	-
G453	Sale of motor vehicle parts and accessories	345,503	-	426	345,077	-	-
G454	Sale, maintenance and repair of motorcycles and related parts and accessories	441,468	-	-	441,468	-	-
G461	Wholesale on a fee or contract basis	81,636	76,931	-	4,705	-	-
G462	Wholesale of agricultural raw materials and live animals	58,596	-	-	58,596	-	-

Continued

TABLE 11a --Continued

2009 PSIC Code	Region/ Industry Description	Number of Establishments	Value of Inventories as of 31 December				
			Total	Materials and Supplies	Fuels, Lubricants, Oil and Greases	Goods for Resale	Others
		(1)	(2)	(3)	(4)	(5)	(6)
G463	Wholesale of food, beverages and tobacco	1,262,694	41,284	779	1,220,632	-	
G464	Wholesale of household goods	1,527,874	100	1,377	1,526,397	-	
G465	Wholesale of machinery, equipment and supplies	1,352,753	62	-	1,352,691	-	
G466	Other specialized wholesale	4,408,140	40,951	-	4,367,189	-	
G471	Retail sale in non-specialized stores	8,328,059	1,470	166	8,326,424	-	
G472	Retail sale of food, beverages and tobacco in specialized stores	14,057	793	-	13,264	-	
G473	Retail sale of automotive fuel in specialized stores	56,256	-	-	56,256	-	
G474	Retail sale of information and communications equipment in specialized stores	104,528	-	-	104,528	-	
G475	Retail sale of other household equipment in specialized stores	2,894,324	39,615	-	2,854,709	-	
G476	Retail sale of cultural and recreation goods in specialized stores	374,658	-	-	374,658	-	
G477	Retail sale of other goods in specialized stores	471,110	-	291	470,819	-	
G479	Retail trade not in stores, stalls or markets	s	s	s	s	s	
XII - SOCCSKSARGEN		9,179,829	36,681	2,162	9,140,985	-	
G451	Sale of motor vehicles	574,537	-	1,243	573,294	-	
G452	Maintenance and repair of motor vehicles	s	s	s	s	s	
G453	Sale of motor vehicle parts and accessories	172,740	-	-	172,740	-	
G454	Sale, maintenance and repair of motorcycles and related parts and accessories	482,849	88	-	482,761	-	
G462	Wholesale of agricultural raw materials and live animals	81,827	191	78	81,559	-	
G463	Wholesale of food, beverages and tobacco	959,719	28,268	165	931,286	-	
G464	Wholesale of household goods	226,610	-	25	226,585	-	
G465	Wholesale of machinery, equipment and supplies	s	s	s	s	s	
G466	Other specialized wholesale	s	s	s	s	s	
G471	Retail sale in non-specialized stores	3,954,362	5,016	652	3,948,694	-	
G472	Retail sale of food, beverages and tobacco in specialized stores	241,921	2	-	241,919	-	
G473	Retail sale of automotive fuel in specialized stores	22,030	157	-	21,874	-	
G474	Retail sale of information and communications equipment in specialized stores	s	s	s	s	s	
G475	Retail sale of other household equipment in specialized stores	1,829,455	212	-	1,829,243	-	
G476	Retail sale of cultural and recreation goods in specialized stores	s	s	s	s	s	
G477	Retail sale of other goods in specialized stores	561,751	2,749	-	559,002	-	
XIII - Caraga		3,509,966	17,853	15,371	3,476,741	-	
G451	Sale of motor vehicles	236,134	-	-	236,134	-	

Continued

TABLE 11a --Continued

2009 PSIC Code	Region/ Industry Description	Number of Establishments	Value of Inventories as of 31 December				
			Total	Materials and Supplies	Fuels, Lubricants, Oil and Greases	Goods for Resale	Others
			(1)	(2)	(3)	(4)	(5)
G452	Maintenance and repair of motor vehicles	s	s	s	s	s	s
G454	Sale, maintenance and repair of motorcycles and related parts and accessories	45,987	398	661	44,929	-	-
G462	Wholesale of agricultural raw materials and live animals	s	s	s	s	s	s
G463	Wholesale of food, beverages and tobacco	588,816	7,539	4,193	577,084	-	-
G464	Wholesale of household goods	278,250	4	17	278,228	-	-
G465	Wholesale of machinery, equipment and supplies	164,861	53	-	164,808	-	-
G466	Other specialized wholesale	13,932	1,807	-	12,124	-	-
G471	Retail sale in non-specialized stores	1,363,229	7,134	10,474	1,345,621	-	-
G472	Retail sale of food, beverages and tobacco in specialized stores	32,012	-	-	32,012	-	-
G473	Retail sale of automotive fuel in specialized stores	264,678	-	-	264,678	-	-
G474	Retail sale of information and communications equipment in specialized stores	s	s	s	s	s	s
G475	Retail sale of other household equipment in specialized stores	380,710	-	26	380,684	-	-
G477	Retail sale of other goods in specialized stores	112,288	917	-	111,371	-	-
ARMM		422,497	65	189	422,244	-	-
G462	Wholesale of agricultural raw materials and live animals	s	s	s	s	s	s
G463	Wholesale of food, beverages and tobacco	s	s	s	s	s	s
G466	Other specialized wholesale	s	s	s	s	s	s
G471	Retail sale in non-specialized stores	108,169	59	189	107,921	-	-
G473	Retail sale of automotive fuel in specialized stores	s	s	s	s	s	s

Continued

TABLE 12a Number of Reporting Establishments and Nationality with Highest Capital Participation Rate for Wholesale and Retail Trade; Repair of Motor Vehicles and Motorcycles Establishments with Total Employment of 20 and Over by Region and Industry Group: Philippines, 2017

(Values are in thousand pesos, except number of establishments. Details may not add-up to total due to rounding and/or statistical disclosure control.)

2009 PSIC Code	Region/ Industry Description	Number of Reporting Establishments	Nationality with Highest Capital Participation Rate					
			Filipino	American	Australian	British	Chinese	German
		(1)	(2)	(3)	(4)	(5)	(6)	(7)
	PHILIPPINES	4,065	3,941	15	1	5	31	6
G451	Sale of motor vehicles	182	179	-	-	-	1	-
G452	Maintenance and repair of motor vehicles	47	47	-	-	-	-	-
G453	Sale of motor vehicle parts and accessories	111	108	1	-	-	1	-
G454	Sale, maintenance and repair of mo torcycles and related parts and accessories	72	72	-	-	-	-	-
G461	Wholesale on a fee or contract basis	50	48	-	-	-	-	-
G462	Wholesale of agricultural raw materials and live animals	92	90	-	-	-	1	-
G463	Wholesale of food, beverages and tobacco	423	417	-	1	1	2	-
G464	Wholesale of household goods	482	449	7	-	3	6	-
G465	Wholesale of machinery, equipment and supplies	315	286	3	-	1	5	2
G466	Other specialized wholesale	323	310	1	-	-	2	3
G469	Non-specialized wholesale trade	7	6	-	-	-	-	-
G471	Retail sale in non-specialized stores	752	737	-	-	-	5	-
G472	Retail sale of food, beverages and tobacco in specialized stores	108	107	1	-	-	-	-
G473	Retail sale of automotive fuel in specialized stores	79	79	-	-	-	-	-
G474	Retail sale of information and communications equipment in specialized stores	100	98	-	-	-	1	-
G475	Retail sale of other household equipment in specialized stores	420	419	-	-	-	4	-
G476	Retail sale of cultural and recreation goods in specialized stores	58	58	-	-	-	-	-
G477	Retail sale of other goods in specialized stores	426	415	1	-	-	2	-
G479	Retail trade not in stores, stalls or markets	18	16	1	-	-	1	1
	NCR	1,353	1,265	13	1	5	11	5
G451	Sale of motor vehicles	63	62	-	-	-	-	-
G452	Maintenance and repair of motor vehicles	15	15	-	-	-	-	-
G453	Sale of motor vehicle parts and accessories	36	35	1	-	-	-	-
G454	Sale, maintenance and repair of mo torcycles and related parts and accessories	11	11	-	-	-	-	-
G461	Wholesale on a fee or contract basis	29	27	-	-	-	-	-
G462	Wholesale of agricultural raw materials and live animals	19	19	-	-	-	-	-
G463	Wholesale of food, beverages and tobacco	78	73	-	1	1	1	-
G464	Wholesale of household goods	256	226	7	-	3	3	-
G465	Wholesale of machinery, equipment and supplies	220	199	2	-	1	4	2
G466	Other specialized wholesale	131	123	1	-	-	1	2
G469	Non-specialized wholesale trade	4	4	-	-	-	-	-
G471	Retail sale in non-specialized stores	138	129	-	-	-	-	-

Continued

TABLE 12a --Continued

2009 PSIC Code	Region/ Industry Description	Number of Reporting Establishments	Nationality with Highest Capital Participation Rate					
			Filipino	American	Australian	British	Chinese	German
		(1)	(2)	(3)	(4)	(5)	(6)	(7)
G472	Retail sale of food, beverages and tobacco in specialized stores	28	27	-	-	-	-	-
G473	Retail sale of automotive fuel in specialized stores	12	12	-	-	-	-	-
G474	Retail sale of information and communications equipment in specialized stores	40	39	-	-	-	-	-
G475	Retail sale of other household equipment in specialized stores	90	90	-	-	-	1	-
G476	Retail sale of cultural and recreation goods in specialized stores	27	27	-	-	-	-	-
G477	Retail sale of other goods in specialized stores	141	134	1	-	-	-	-
G479	Retail trade not in stores, stalls or markets	15	13	1	-	-	1	1
CAR		58	58	-	-	-	-	-
G451	Sale of motor vehicles	s	s	s	s	s	s	s
G453	Sale of motor vehicle parts and accessories	s	s	s	s	s	s	s
G454	Sale, maintenance and repair of motorcycles and related parts and accessories	s	s	s	s	s	s	s
G462	Wholesale of agricultural raw materials and live animals	s	s	s	s	s	s	s
G463	Wholesale of food, beverages and tobacco	10	10	-	-	-	-	-
G464	Wholesale of household goods	s	s	s	s	s	s	s
G465	Wholesale of machinery, equipment and supplies	s	s	s	s	s	s	s
G466	Other specialized wholesale	s	s	s	s	s	s	s
G471	Retail sale in non-specialized stores	18	18	-	-	-	-	-
G473	Retail sale of automotive fuel in specialized stores	4	4	-	-	-	-	-
G474	Retail sale of information and communications equipment in specialized stores	s	s	s	s	s	s	s
G475	Retail sale of other household equipment in specialized stores	5	5	-	-	-	-	-
G477	Retail sale of other goods in specialized stores	9	9	-	-	-	-	-
I - Ilocos		148	148	1	-	-	1	-
G451	Sale of motor vehicles	6	6	-	-	-	-	-
G452	Maintenance and repair of motor vehicles	s	s	s	s	s	s	s
G453	Sale of motor vehicle parts and accessories	7	7	-	-	-	-	-
G454	Sale, maintenance and repair of motorcycles and related parts and accessories	5	5	-	-	-	-	-
G462	Wholesale of agricultural raw materials and live animals	3	3	-	-	-	-	-
G463	Wholesale of food, beverages and tobacco	25	25	-	-	-	-	-
G464	Wholesale of household goods	11	11	-	-	-	-	-
G466	Other specialized wholesale	8	8	-	-	-	-	-
G471	Retail sale in non-specialized stores	33	33	-	-	-	-	-

Continued

TABLE 12a --Continued

2009 PSIC Code	Region/ Industry Description	Number of Reporting Establishments	Nationality with Highest Capital Participation Rate					
			Filipino	American	Australian	British	Chinese	German
		(1)	(2)	(3)	(4)	(5)	(6)	(7)
G472	Retail sale of food, beverages and tobacco in specialized stores	4	4	1	-	-	-	-
G473	Retail sale of automotive fuel in specialized stores	s	s	s	s	s	s	s
G474	Retail sale of information and communications equipment in specialized stores	4	4	-	-	-	-	-
G475	Retail sale of other household equipment in specialized stores	18	18	-	-	-	1	-
G476	Retail sale of cultural and recreation goods in specialized stores	3	3	-	-	-	-	-
G477	Retail sale of other goods in specialized stores	18	18	-	-	-	-	-
II - Cagayan Valley		103	102	-	-	-	2	-
G451	Sale of motor vehicles	4	4	-	-	-	-	-
G453	Sale of motor vehicle parts and accessories	s	s	s	s	s	s	s
G454	Sale, maintenance and repair of motorcycles and related parts and accessories	5	5	-	-	-	-	-
G462	Wholesale of agricultural raw materials and live animals	9	9	-	-	-	-	-
G463	Wholesale of food, beverages and tobacco	16	16	-	-	-	-	-
G464	Wholesale of household goods	7	7	-	-	-	1	-
G465	Wholesale of machinery, equipment and supplies	s	s	s	s	s	s	s
G466	Other specialized wholesale	3	3	-	-	-	-	-
G471	Retail sale in non-specialized stores	24	23	-	-	-	1	-
G472	Retail sale of food, beverages and tobacco in specialized stores	3	3	-	-	-	-	-
G473	Retail sale of automotive fuel in specialized stores	4	4	-	-	-	-	-
G474	Retail sale of information and communications equipment in specialized stores	s	s	s	s	s	s	s
G475	Retail sale of other household equipment in specialized stores	9	9	-	-	-	-	-
G476	Retail sale of cultural and recreation goods in specialized stores	s	s	s	s	s	s	s
G477	Retail sale of other goods in specialized stores	13	13	-	-	-	-	-
III - Central Luzon		293	288	-	-	-	3	-
G451	Sale of motor vehicles	17	15	-	-	-	1	-
G452	Maintenance and repair of motor vehicles	5	5	-	-	-	-	-
G453	Sale of motor vehicle parts and accessories	5	4	-	-	-	1	-
G454	Sale, maintenance and repair of motorcycles and related parts and accessories	6	6	-	-	-	-	-
G461	Wholesale on a fee or contract basis	s	s	s	s	s	s	s
G462	Wholesale of agricultural raw materials and live animals	8	8	-	-	-	-	-
G463	Wholesale of food, beverages and tobacco	36	36	-	-	-	-	-

Continued

TABLE 12a --Continued

2009 PSIC Code	Region/ Industry Description	Number of Reporting Establishments	Nationality with Highest Capital Participation Rate					
			Filipino	American	Australian	British	Chinese	German
		(1)	(2)	(3)	(4)	(5)	(6)	(7)
G464	Wholesale of household goods	24	24	-	-	-	-	-
G465	Wholesale of machinery, equipment and supplies	5	5	-	-	-	-	-
G466	Other specialized wholesale	32	31	-	-	-	1	-
G469	Non-specialized wholesale trade	s	s	s	s	s	s	s
G471	Retail sale in non-specialized stores	68	68	-	-	-	-	-
G472	Retail sale of food, beverages and tobacco in specialized stores	10	10	-	-	-	-	-
G473	Retail sale of automotive fuel in specialized stores	4	4	-	-	-	-	-
G474	Retail sale of information and communications equipment in specialized stores	5	5	-	-	-	-	-
G475	Retail sale of other household equipment in specialized stores	31	31	-	-	-	-	-
G476	Retail sale of cultural and recreation goods in specialized stores	5	5	-	-	-	-	-
G477	Retail sale of other goods in specialized stores	28	27	-	-	-	-	-
IVA - CALABARZON		347	329	-	-	-	2	1
G451	Sale of motor vehicles	17	17	-	-	-	-	-
G452	Maintenance and repair of motor vehicles	8	8	-	-	-	-	-
G453	Sale of motor vehicle parts and accessories	13	12	-	-	-	-	-
G454	Sale, maintenance and repair of motorcycles and related parts and accessories	6	6	-	-	-	-	-
G461	Wholesale on a fee or contract basis	s	s	s	s	s	s	s
G462	Wholesale of agricultural raw materials and live animals	3	3	-	-	-	-	-
G463	Wholesale of food, beverages and tobacco	35	34	-	-	-	-	-
G464	Wholesale of household goods	24	23	-	-	-	-	-
G465	Wholesale of machinery, equipment and supplies	27	20	-	-	-	-	-
G466	Other specialized wholesale	34	31	-	-	-	-	1
G469	Non-specialized wholesale trade	s	s	s	s	s	s	s
G471	Retail sale in non-specialized stores	74	72	-	-	-	1	-
G472	Retail sale of food, beverages and tobacco in specialized stores	12	12	-	-	-	-	-
G473	Retail sale of automotive fuel in specialized stores	7	7	-	-	-	-	-
G474	Retail sale of information and communications equipment in specialized stores	5	5	-	-	-	-	-
G475	Retail sale of other household equipment in specialized stores	43	43	-	-	-	-	-
G476	Retail sale of cultural and recreation goods in specialized stores	s	s	s	s	s	s	s
G477	Retail sale of other goods in specialized stores	34	32	-	-	-	1	-
IVB - MIMAROPA		68	68	-	-	-	-	-
G451	Sale of motor vehicles	s	s	s	s	s	s	s

Continued

TABLE 12a --Continued

2009 PSIC Code	Region/ Industry Description	Number of Reporting Establishments	Nationality with Highest Capital Participation Rate					
			Filipino	American	Australian	British	Chinese	German
		(1)	(2)	(3)	(4)	(5)	(6)	(7)
G453	Sale of motor vehicle parts and accessories	s	s	s	s	s	s	s
G454	Sale, maintenance and repair of mo torcycles and related parts and accessories	3	3	-	-	-	-	-
G462	Wholesale of agricultural raw materials and live animals	7	7	-	-	-	-	-
G463	Wholesale of food, beverages and tobacco	14	14	-	-	-	-	-
G464	Wholesale of household goods	s	s	s	s	s	s	s
G466	Other specialized wholesale	s	s	s	s	s	s	s
G471	Retail sale in non-specialized stores	16	16	-	-	-	-	-
G472	Retail sale of food, beverages and tobacco in specialized stores	s	s	s	s	s	s	s
G473	Retail sale of automotive fuel in specialized stores	3	3	-	-	-	-	-
G474	Retail sale of information and communications equipment in specialized stores	3	3	-	-	-	-	-
G475	Retail sale of other household equipment in specialized stores	9	9	-	-	-	-	-
G477	Retail sale of other goods in specialized stores	6	6	-	-	-	-	-
V - Bicol		154	153	-	-	-	1	-
G451	Sale of motor vehicles	3	3	-	-	-	-	-
G452	Maintenance and repair of motor vehicles	s	s	s	s	s	s	s
G453	Sale of motor vehicle parts and accessories	s	s	s	s	s	s	s
G454	Sale, maintenance and repair of mo torcycles and related parts and accessories	s	s	s	s	s	s	s
G461	Wholesale on a fee or contract basis	s	s	s	s	s	s	s
G462	Wholesale of agricultural raw materials and live animals	4	3	-	-	-	1	-
G463	Wholesale of food, beverages and tobacco	30	30	-	-	-	-	-
G464	Wholesale of household goods	17	17	-	-	-	-	-
G465	Wholesale of machinery, equipment and supplies	s	s	s	s	s	s	s
G466	Other specialized wholesale	4	4	-	-	-	-	-
G471	Retail sale in non-specialized stores	27	27	-	-	-	-	-
G472	Retail sale of food, beverages and tobacco in specialized stores	s	s	s	s	s	s	s
G473	Retail sale of automotive fuel in specialized stores	3	3	-	-	-	-	-
G474	Retail sale of information and communications equipment in specialized stores	3	3	-	-	-	-	-
G475	Retail sale of other household equipment in specialized stores	14	14	-	-	-	-	-
G476	Retail sale of cultural and recreation goods in specialized stores	s	s	s	s	s	s	s
G477	Retail sale of other goods in specialized stores	38	38	-	-	-	-	-

Continued

TABLE 12a --Continued

2009 PSIC Code	Region/ Industry Description	Number of Reporting Establishments	Nationality with Highest Capital Participation Rate					
			Filipino	American	Australian	British	Chinese	German
		(1)	(2)	(3)	(4)	(5)	(6)	(7)
	VI - Western Visayas	236	235	-	-	-	-	-
G451	Sale of motor vehicles	10	10	-	-	-	-	-
G452	Maintenance and repair of motor vehicles	4	4	-	-	-	-	-
G453	Sale of motor vehicle parts and accessories	6	6	-	-	-	-	-
G454	Sale, maintenance and repair of mo torcycles and related parts and accessories	4	4	-	-	-	-	-
G462	Wholesale of agricultural raw materials and live animals	s	s	s	s	s	s	s
G463	Wholesale of food, beverages and tobacco	30	30	-	-	-	-	-
G464	Wholesale of household goods	17	17	-	-	-	-	-
G465	Wholesale of machinery, equipment and supplies	6	6	-	-	-	-	-
G466	Other specialized wholesale	11	11	-	-	-	-	-
G471	Retail sale in non-specialized stores	63	63	-	-	-	-	-
G472	Retail sale of food, beverages and tobacco in specialized stores	8	8	-	-	-	-	-
G473	Retail sale of automotive fuel in specialized stores	5	5	-	-	-	-	-
G474	Retail sale of information and communications equipment in specialized stores	7	7	-	-	-	-	-
G475	Retail sale of other household equipment in specialized stores	33	33	-	-	-	-	-
G476	Retail sale of cultural and recreation goods in specialized stores	s	s	s	s	s	s	s
G477	Retail sale of other goods in specialized stores	29	28	-	-	-	-	-
	VII - Central Visayas	404	400	1	-	-	3	-
G451	Sale of motor vehicles	27	27	-	-	-	-	-
G452	Maintenance and repair of motor vehicles	3	3	-	-	-	-	-
G453	Sale of motor vehicle parts and accessories	11	11	-	-	-	-	-
G454	Sale, maintenance and repair of mo torcycles and related parts and accessories	7	7	-	-	-	-	-
G461	Wholesale on a fee or contract basis	7	7	-	-	-	-	-
G462	Wholesale of agricultural raw materials and live animals	7	7	-	-	-	-	-
G463	Wholesale of food, beverages and tobacco	32	32	-	-	-	-	-
G464	Wholesale of household goods	42	42	-	-	-	-	-
G465	Wholesale of machinery, equipment and supplies	24	23	1	-	-	1	-
G466	Other specialized wholesale	43	43	-	-	-	-	-
G469	Non-specialized wholesale trade	s	s	s	s	s	s	s
G471	Retail sale in non-specialized stores	82	80	-	-	-	1	-
G472	Retail sale of food, beverages and tobacco in specialized stores	11	11	-	-	-	-	-
G473	Retail sale of automotive fuel in specialized stores	8	8	-	-	-	-	-
G474	Retail sale of information and communications equipment in specialized stores	15	14	-	-	-	1	-

Continued

TABLE 12a --Continued

2009 PSIC Code	Region/ Industry Description	Number of Reporting Establishments	Nationality with Highest Capital Participation Rate					
			Filipino	American	Australian	British	Chinese	German
		(1)	(2)	(3)	(4)	(5)	(6)	(7)
G475	Retail sale of other household equipment in specialized stores	46	46	-	-	-	-	-
G476	Retail sale of cultural and recreation goods in specialized stores	6	6	-	-	-	-	-
G477	Retail sale of other goods in specialized stores	30	30	-	-	-	-	-
G479	Retail trade not in stores, stalls or markets	s	s	s	s	s	s	s
VIII - Eastern Visayas		98	98	-	-	-	1	-
G451	Sale of motor vehicles	3	3	-	-	-	-	-
G452	Maintenance and repair of motor vehicles	s	s	s	s	s	s	s
G453	Sale of motor vehicle parts and accessories	s	s	s	s	s	s	s
G454	Sale, maintenance and repair of motorcycles and related parts and accessories	s	s	s	s	s	s	s
G461	Wholesale on a fee or contract basis	s	s	s	s	s	s	s
G462	Wholesale of agricultural raw materials and live animals	6	6	-	-	-	-	-
G463	Wholesale of food, beverages and tobacco	19	19	-	-	-	-	-
G464	Wholesale of household goods	9	9	-	-	-	-	-
G466	Other specialized wholesale	4	4	-	-	-	-	-
G471	Retail sale in non-specialized stores	22	22	-	-	-	1	-
G472	Retail sale of food, beverages and tobacco in specialized stores	s	s	s	s	s	s	s
G473	Retail sale of automotive fuel in specialized stores	5	5	-	-	-	-	-
G474	Retail sale of information and communications equipment in specialized stores	s	s	s	s	s	s	s
G475	Retail sale of other household equipment in specialized stores	17	17	-	-	-	-	-
G477	Retail sale of other goods in specialized stores	5	5	-	-	-	-	-
		106	106	-	-	-	-	-
IX - Zamboanga Peninsula		106	106	-	-	-	-	-
G451	Sale of motor vehicles	s	s	s	s	s	s	s
G453	Sale of motor vehicle parts and accessories	s	s	s	s	s	s	s
G454	Sale, maintenance and repair of motorcycles and related parts and accessories	5	5	-	-	-	-	-
G461	Wholesale on a fee or contract basis	3	3	-	-	-	-	-
G462	Wholesale of agricultural raw materials and live animals	3	3	-	-	-	-	-
G463	Wholesale of food, beverages and tobacco	12	12	-	-	-	-	-
G464	Wholesale of household goods	11	11	-	-	-	-	-
G465	Wholesale of machinery, equipment and supplies	s	s	s	s	s	s	s
G466	Other specialized wholesale	4	4	-	-	-	-	-
G471	Retail sale in non-specialized stores	27	27	-	-	-	-	-
G472	Retail sale of food, beverages and tobacco in specialized stores	6	6	-	-	-	-	-

Continued

TABLE 12a --Continued

2009 PSIC Code	Region/ Industry Description	Number of Reporting Establishments	Nationality with Highest Capital Participation Rate					
			Filipino	American	Australian	British	Chinese	German
		(1)	(2)	(3)	(4)	(5)	(6)	(7)
G473	Retail sale of automotive fuel in specialized stores	4	4	-	-	-	-	-
G475	Retail sale of other household equipment in specialized stores	12	12	-	-	-	-	-
G476	Retail sale of cultural and recreation goods in specialized stores	s	s	s	s	s	s	s
G477	Retail sale of other goods in specialized stores	13	13	-	-	-	-	-
X - Northern Mindanao		182	180	-	-	-	1	-
G451	Sale of motor vehicles	10	10	-	-	-	-	-
G452	Maintenance and repair of motor vehicles	s	s	s	s	s	s	s
G453	Sale of motor vehicle parts and accessories	7	7	-	-	-	-	-
G454	Sale, maintenance and repair of motorcycles and related parts and accessories	4	4	-	-	-	-	-
G462	Wholesale of agricultural raw materials and live animals	6	6	-	-	-	-	-
G463	Wholesale of food, beverages and tobacco	23	23	-	-	-	-	-
G464	Wholesale of household goods	18	17	-	-	-	1	-
G465	Wholesale of machinery, equipment and supplies	6	6	-	-	-	-	-
G466	Other specialized wholesale	15	15	-	-	-	-	-
G471	Retail sale in non-specialized stores	38	37	-	-	-	-	-
G472	Retail sale of food, beverages and tobacco in specialized stores	7	7	-	-	-	-	-
G473	Retail sale of automotive fuel in specialized stores	6	6	-	-	-	-	-
G474	Retail sale of information and communications equipment in specialized stores	3	3	-	-	-	-	-
G475	Retail sale of other household equipment in specialized stores	21	21	-	-	-	-	-
G476	Retail sale of cultural and recreation goods in specialized stores	s	s	s	s	s	s	s
G477	Retail sale of other goods in specialized stores	13	13	-	-	-	-	-
XI - Davao		262	260	-	-	-	1	-
G451	Sale of motor vehicles	9	9	-	-	-	-	-
G452	Maintenance and repair of motor vehicles	5	5	-	-	-	-	-
G453	Sale of motor vehicle parts and accessories	11	11	-	-	-	-	-
G454	Sale, maintenance and repair of motorcycles and related parts and accessories	4	4	-	-	-	-	-
G461	Wholesale on a fee or contract basis	4	4	-	-	-	-	-
G462	Wholesale of agricultural raw materials and live animals	4	4	-	-	-	-	-
G463	Wholesale of food, beverages and tobacco	25	25	-	-	-	-	-
G464	Wholesale of household goods	25	25	-	-	-	-	-
G465	Wholesale of machinery, equipment and supplies	17	17	-	-	-	-	-
G466	Other specialized wholesale	24	23	-	-	-	-	-

Continued

TABLE 12a --Continued

2009 PSIC Code	Region/ Industry Description	Number of Reporting Establishments	Nationality with Highest Capital Participation Rate					
			Filipino	American	Australian	British	Chinese	German
		(1)	(2)	(3)	(4)	(5)	(6)	(7)
G471	Retail sale in non-specialized stores	56	56	-	-	-	-	-
G472	Retail sale of food, beverages and tobacco in specialized stores	3	3	-	-	-	-	-
G473	Retail sale of automotive fuel in specialized stores	s	s	s	s	s	s	s
G474	Retail sale of information and communications equipment in specialized stores	7	7	-	-	-	-	-
G475	Retail sale of other household equipment in specialized stores	36	35	-	-	-	1	-
G476	Retail sale of cultural and recreation goods in specialized stores	4	4	-	-	-	-	-
G477	Retail sale of other goods in specialized stores	24	24	-	-	-	-	-
G479	Retail trade not in stores, stalls or markets	s	s	s	s	s	s	s
XII - SOCCSKSARGEN		155	154	-	-	-	2	-
G451	Sale of motor vehicles	4	4	-	-	-	-	-
G452	Maintenance and repair of motor vehicles	s	s	s	s	s	s	s
G453	Sale of motor vehicle parts and accessories	5	5	-	-	-	-	-
G454	Sale, maintenance and repair of motorcycles and related parts and accessories	3	3	-	-	-	-	-
G462	Wholesale of agricultural raw materials and live animals	7	6	-	-	-	-	-
G463	Wholesale of food, beverages and tobacco	26	26	-	-	-	1	-
G464	Wholesale of household goods	9	9	-	-	-	-	-
G465	Wholesale of machinery, equipment and supplies	s	s	s	s	s	s	s
G466	Other specialized wholesale	s	s	s	s	s	s	s
G471	Retail sale in non-specialized stores	38	38	-	-	-	-	-
G472	Retail sale of food, beverages and tobacco in specialized stores	7	7	-	-	-	-	-
G473	Retail sale of automotive fuel in specialized stores	5	5	-	-	-	-	-
G474	Retail sale of information and communications equipment in specialized stores	s	s	s	s	s	s	s
G475	Retail sale of other household equipment in specialized stores	26	26	-	-	-	-	-
G476	Retail sale of cultural and recreation goods in specialized stores	s	s	s	s	s	s	s
G477	Retail sale of other goods in specialized stores	17	17	-	-	-	1	-
XIII - Caraga		89	88	-	-	-	3	-
G451	Sale of motor vehicles	4	4	-	-	-	-	-
G452	Maintenance and repair of motor vehicles	s	s	s	s	s	s	s
G454	Sale, maintenance and repair of motorcycles and related parts and accessories	4	4	-	-	-	-	-
G462	Wholesale of agricultural raw materials and live animals	s	s	s	s	s	s	s

Continued

TABLE 12a --Continued

2009 PSIC Code	Region/ Industry Description	Number of Reporting Establishments	Nationality with Highest Capital Participation Rate					
			Filipino	American	Australian	British	Chinese	German
		(1)	(2)	(3)	(4)	(5)	(6)	(7)
G463	Wholesale of food, beverages and tobacco	11	11	-	-	-	-	-
G464	Wholesale of household goods	9	8	-	-	-	1	-
G465	Wholesale of machinery, equipment and supplies	3	3	-	-	-	-	-
G466	Other specialized wholesale	4	4	-	-	-	-	-
G471	Retail sale in non-specialized stores	24	24	-	-	-	1	-
G472	Retail sale of food, beverages and tobacco in specialized stores	4	4	-	-	-	-	-
G473	Retail sale of automotive fuel in specialized stores	3	3	-	-	-	-	-
G474	Retail sale of information and communications equipment in specialized stores	s	s	s	s	s	s	s
G475	Retail sale of other household equipment in specialized stores	10	10	-	-	-	1	-
G477	Retail sale of other goods in specialized stores	8	8	-	-	-	-	-
	ARMM	9	9	-	-	-	-	-
G462	Wholesale of agricultural raw materials and live animals	s	s	s	s	s	s	s
G463	Wholesale of food, beverages and tobacco	s	s	s	s	s	s	s
G466	Other specialized wholesale	s	s	s	s	s	s	s
G471	Retail sale in non-specialized stores	4	4	-	-	-	-	-
G473	Retail sale of automotive fuel in specialized stores	s	s	s	s	s	s	s

Continued

TABLE 12a --Continued

2009 PSIC Code	Region/ Industry Description	Nationality with Highest Capital Participation Rate					
		Japanese	Korean	Malaysian	Singaporean	Taiwanese	Others
		(8)	(9)	(10)	(11)	(12)	(13)
	PHILIPPINES	14	2	3	17	3	48
G451	Sale of motor vehicles	-	-	-	1	-	1
G452	Maintenance and repair of motor vehicles	-	-	-	-	-	-
G453	Sale of motor vehicle parts and accessories	1	-	-	-	-	-
G454	Sale, maintenance and repair of motorcycles and related parts and accessories	-	-	-	-	-	-
G461	Wholesale on a fee or contract basis	-	-	-	1	1	1
G462	Wholesale of agricultural raw materials and live animals	-	-	-	1	-	-
G463	Wholesale of food, beverages and tobacco	1	-	-	1	1	3
G464	Wholesale of household goods	3	1	1	2	-	12
G465	Wholesale of machinery, equipment and supplies	7	-	1	7	-	5
G466	Other specialized wholesale	1	-	1	1	1	5
G469	Non-specialized wholesale trade	1	-	-	-	-	-
G471	Retail sale in non-specialized stores	-	-	-	-	-	13
G472	Retail sale of food, beverages and tobacco in specialized stores	-	-	-	-	-	1
G473	Retail sale of automotive fuel in specialized stores	-	-	-	-	-	-
G474	Retail sale of information and communications equipment in specialized stores	-	-	-	-	-	1
G475	Retail sale of other household equipment in specialized stores	-	-	-	-	-	-
G476	Retail sale of cultural and recreation goods in specialized stores	-	-	-	-	-	-
G477	Retail sale of other goods in specialized stores	-	-	-	3	-	6
G479	Retail trade not in stores, stalls or markets	-	1	-	-	-	-
	NCR	5	2	3	13	1	39
G451	Sale of motor vehicles	-	-	-	1	-	-
G452	Maintenance and repair of motor vehicles	-	-	-	-	-	-
G453	Sale of motor vehicle parts and accessories	-	-	-	-	-	-
G454	Sale, maintenance and repair of motorcycles and related parts and accessories	-	-	-	-	-	-
G461	Wholesale on a fee or contract basis	-	-	-	1	1	1
G462	Wholesale of agricultural raw materials and live animals	-	-	-	-	-	-
G463	Wholesale of food, beverages and tobacco	-	-	-	1	-	3
G464	Wholesale of household goods	2	1	1	2	-	12
G465	Wholesale of machinery, equipment and supplies	3	-	1	5	-	4
G466	Other specialized wholesale	-	-	1	1	-	3
G469	Non-specialized wholesale trade	-	-	-	-	-	-
G471	Retail sale in non-specialized stores	-	-	-	-	-	9
G472	Retail sale of food, beverages and tobacco in specialized stores	-	-	-	-	-	1

Continued

TABLE 12a --Continued

2009 PSIC Code	Region/ Industry Description	Nationality with Highest Capital Participation Rate					
		Japanese	Korean	Malaysian	Singaporean	Taiwanese	Others
		(8)	(9)	(10)	(11)	(12)	(13)
G473	Retail sale of automotive fuel in specialized stores	-	-	-	-	-	-
G474	Retail sale of information and communications equipment in specialized stores	-	-	-	-	-	1
G475	Retail sale of other household equipment in specialized stores	-	-	-	-	-	-
G476	Retail sale of cultural and recreation goods in specialized stores	-	-	-	-	-	-
G477	Retail sale of other goods in specialized stores	-	-	-	2	-	5
G479	Retail trade not in stores, stalls or markets	-	1	-	-	-	-
	CAR	-	-	-	-	-	-
G451	Sale of motor vehicles	S	S	S	S	S	S
G453	Sale of motor vehicle parts and accessories	S	S	S	S	S	S
G454	Sale, maintenance and repair of motorcycles and related parts and accessories	S	S	S	S	S	S
G462	Wholesale of agricultural raw materials and live animals	S	S	S	S	S	S
G463	Wholesale of food, beverages and tobacco	-	-	-	-	-	-
G464	Wholesale of household goods	S	S	S	S	S	S
G465	Wholesale of machinery, equipment and supplies	S	S	S	S	S	S
G466	Other specialized wholesale	S	S	S	S	S	S
G471	Retail sale in non-specialized stores	-	-	-	-	-	-
G473	Retail sale of automotive fuel in specialized stores	-	-	-	-	-	-
G474	Retail sale of information and communications equipment in specialized stores	S	S	S	S	S	S
G475	Retail sale of other household equipment in specialized stores	-	-	-	-	-	-
G477	Retail sale of other goods in specialized stores	-	-	-	-	-	-
	I - Ilocos	-	-	-	-	-	-
G451	Sale of motor vehicles	-	-	-	-	-	-
G452	Maintenance and repair of motor vehicles	S	S	S	S	S	S
G453	Sale of motor vehicle parts and accessories	-	-	-	-	-	-
G454	Sale, maintenance and repair of motorcycles and related parts and accessories	-	-	-	-	-	-
G462	Wholesale of agricultural raw materials and live animals	-	-	-	-	-	-
G463	Wholesale of food, beverages and tobacco	-	-	-	-	-	-
G464	Wholesale of household goods	-	-	-	-	-	-
G466	Other specialized wholesale	-	-	-	-	-	-
G471	Retail sale in non-specialized stores	-	-	-	-	-	-
G472	Retail sale of food, beverages and tobacco in specialized stores	-	-	-	-	-	-
G473	Retail sale of automotive fuel in specialized stores	S	S	S	S	S	S

Continued

TABLE 12a --Continued

2009 PSIC Code	Region/ Industry Description	Nationality with Highest Capital Participation Rate					
		Japanese	Korean	Malaysian	Singaporean	Taiwanese	Others
		(8)	(9)	(10)	(11)	(12)	(13)
G474	Retail sale of information and communications equipment in specialized stores	-	-	-	-	-	-
G475	Retail sale of other household equipment in specialized stores	-	-	-	-	-	-
G476	Retail sale of cultural and recreation goods in specialized stores	-	-	-	-	-	-
G477	Retail sale of other goods in specialized stores	-	-	-	-	-	-
II - Cagayan Valley		-	-	-	-	-	-
G451	Sale of motor vehicles	-	-	-	-	-	-
G453	Sale of motor vehicle parts and accessories	S	S	S	S	S	S
G454	Sale, maintenance and repair of motorcycles and related parts and accessories	-	-	-	-	-	-
G462	Wholesale of agricultural raw materials and live animals	-	-	-	-	-	-
G463	Wholesale of food, beverages and tobacco	-	-	-	-	-	-
G464	Wholesale of household goods	-	-	-	-	-	-
G465	Wholesale of machinery, equipment and supplies	S	S	S	S	S	S
G466	Other specialized wholesale	-	-	-	-	-	-
G471	Retail sale in non-specialized stores	-	-	-	-	-	-
G472	Retail sale of food, beverages and tobacco in specialized stores	-	-	-	-	-	-
G473	Retail sale of automotive fuel in specialized stores	-	-	-	-	-	-
G474	Retail sale of information and communications equipment in specialized stores	S	S	S	S	S	S
G475	Retail sale of other household equipment in specialized stores	-	-	-	-	-	-
G476	Retail sale of cultural and recreation goods in specialized stores	S	S	S	S	S	S
G477	Retail sale of other goods in specialized stores	-	-	-	-	-	-
III - Central Luzon		-	-	-	1	-	1
G451	Sale of motor vehicles	-	-	-	-	-	1
G452	Maintenance and repair of motor vehicles	-	-	-	-	-	-
G453	Sale of motor vehicle parts and accessories	-	-	-	-	-	-
G454	Sale, maintenance and repair of motorcycles and related parts and accessories	-	-	-	-	-	-
G461	Wholesale on a fee or contract basis	S	S	S	S	S	S
G462	Wholesale of agricultural raw materials and live animals	-	-	-	-	-	-
G463	Wholesale of food, beverages and tobacco	-	-	-	-	-	-
G464	Wholesale of household goods	-	-	-	-	-	-
G465	Wholesale of machinery, equipment and supplies	-	-	-	-	-	-
G466	Other specialized wholesale	-	-	-	-	-	-
G469	Non-specialized wholesale trade	S	S	S	S	S	S

Continued

TABLE 12a --Continued

2009 PSIC Code	Region/ Industry Description	Nationality with Highest Capital Participation Rate					
		Japanese	Korean	Malaysian	Singaporean	Taiwanese	Others
		(8)	(9)	(10)	(11)	(12)	(13)
G471	Retail sale in non-specialized stores	-	-	-	-	-	-
G472	Retail sale of food, beverages and tobacco in specialized stores	-	-	-	-	-	-
G473	Retail sale of automotive fuel in specialized stores	-	-	-	-	-	-
G474	Retail sale of information and communications equipment in specialized stores	-	-	-	-	-	-
G475	Retail sale of other household equipment in specialized stores	-	-	-	-	-	-
G476	Retail sale of cultural and recreation goods in specialized stores	-	-	-	-	-	-
G477	Retail sale of other goods in specialized stores	-	-	-	1	-	-
IVA - CALABARZON		9	-	-	2	1	4
G451	Sale of motor vehicles	-	-	-	-	-	-
G452	Maintenance and repair of motor vehicles	-	-	-	-	-	-
G453	Sale of motor vehicle parts and accessories	1	-	-	-	-	-
G454	Sale, maintenance and repair of motorcycles and related parts and accessories	-	-	-	-	-	-
G461	Wholesale on a fee or contract basis	s	s	s	s	s	s
G462	Wholesale of agricultural raw materials and live animals	-	-	-	-	-	-
G463	Wholesale of food, beverages and tobacco	1	-	-	-	1	-
G464	Wholesale of household goods	1	-	-	-	-	-
G465	Wholesale of machinery, equipment and supplies	4	-	-	2	-	1
G466	Other specialized wholesale	1	-	-	-	-	1
G469	Non-specialized wholesale trade	s	s	s	s	s	s
G471	Retail sale in non-specialized stores	-	-	-	-	-	2
G472	Retail sale of food, beverages and tobacco in specialized stores	-	-	-	-	-	-
G473	Retail sale of automotive fuel in specialized stores	-	-	-	-	-	-
G474	Retail sale of information and communications equipment in specialized stores	-	-	-	-	-	-
G475	Retail sale of other household equipment in specialized stores	-	-	-	-	-	-
G476	Retail sale of cultural and recreation goods in specialized stores	s	s	s	s	s	s
G477	Retail sale of other goods in specialized stores	-	-	-	-	-	-
IVB - MIMAROPA		-	-	-	-	-	-
G451	Sale of motor vehicles	s	s	s	s	s	s
G453	Sale of motor vehicle parts and accessories	s	s	s	s	s	s
G454	Sale, maintenance and repair of motorcycles and related parts and accessories	-	-	-	-	-	-
G462	Wholesale of agricultural raw materials and live animals	-	-	-	-	-	-

Continued

TABLE 12a --Continued

2009 PSIC Code	Region/ Industry Description	Nationality with Highest Capital Participation Rate					
		Japanese	Korean	Malaysian	Singaporean	Taiwanese	Others
		(8)	(9)	(10)	(11)	(12)	(13)
G463	Wholesale of food, beverages and tobacco	-	-	-	-	-	-
G464	Wholesale of household goods	S	S	S	S	S	S
G466	Other specialized wholesale	S	S	S	S	S	S
G471	Retail sale in non-specialized stores	-	-	-	-	-	-
G472	Retail sale of food, beverages and tobacco in	S	S	S	S	S	S
G473	Retail sale of automotive fuel in specialized stores	-	-	-	-	-	-
G474	Retail sale of information and communications equipment in specialized stores	-	-	-	-	-	-
G475	Retail sale of other household equipment in specialized stores	-	-	-	-	-	-
G477	Retail sale of other goods in specialized stores	-	-	-	-	-	-
V - Bicol		-	-	-	-	-	-
G451	Sale of motor vehicles	-	-	-	-	-	-
G452	Maintenance and repair of motor vehicles	S	S	S	S	S	S
G453	Sale of motor vehicle parts and accessories	S	S	S	S	S	S
G454	Sale, maintenance and repair of mo torcycles and related parts and accessories	S	S	S	S	S	S
G461	Wholesale on a fee or contract basis	S	S	S	S	S	S
G462	Wholesale of agricultural raw materials and live animals	-	-	-	-	-	-
G463	Wholesale of food, beverages and tobacco	-	-	-	-	-	-
G464	Wholesale of household goods	-	-	-	-	-	-
G465	Wholesale of machinery, equipment and supplies	S	S	S	S	S	S
G466	Other specialized wholesale	-	-	-	-	-	-
G471	Retail sale in non-specialized stores	-	-	-	-	-	-
G472	Retail sale of food, beverages and tobacco in specialized stores	S	S	S	S	S	S
G473	Retail sale of automotive fuel in specialized stores	-	-	-	-	-	-
G474	Retail sale of information and communications equipment in specialized stores	-	-	-	-	-	-
G475	Retail sale of other household equipment in specialized stores	-	-	-	-	-	-
G476	Retail sale of cultural and recreation goods in specialized stores	S	S	S	S	S	S
G477	Retail sale of other goods in specialized stores	-	-	-	-	-	-
VI - Western Visayas		-	-	-	-	-	1
G451	Sale of motor vehicles	-	-	-	-	-	-
G452	Maintenance and repair of motor vehicles	-	-	-	-	-	-
G453	Sale of motor vehicle parts and accessories	-	-	-	-	-	-
G454	Sale, maintenance and repair of mo torcycles and related parts and accessories	-	-	-	-	-	-

Continued

TABLE 12a --Continued

2009 PSIC Code	Region/ Industry Description	Nationality with Highest Capital Participation Rate					
		Japanese	Korean	Malaysian	Singaporean	Taiwanese	Others
		(8)	(9)	(10)	(11)	(12)	(13)
G462	Wholesale of agricultural raw materials and live animals	S	S	S	S	S	S
G463	Wholesale of food, beverages and tobacco	-	-	-	-	-	-
G464	Wholesale of household goods	-	-	-	-	-	-
G465	Wholesale of machinery, equipment and supplies	-	-	-	-	-	-
G466	Other specialized wholesale	-	-	-	-	-	-
G471	Retail sale in non-specialized stores	-	-	-	-	-	-
G472	Retail sale of food, beverages and tobacco in specialized stores	-	-	-	-	-	-
G473	Retail sale of automotive fuel in specialized stores	-	-	-	-	-	-
G474	Retail sale of information and communications equipment in specialized stores	-	-	-	-	-	-
G475	Retail sale of other household equipment in specialized stores	-	-	-	-	-	-
G476	Retail sale of cultural and recreation goods in specialized stores	S	S	S	S	S	S
G477	Retail sale of other goods in specialized stores	-	-	-	-	-	1
VII - Central Visayas		-	-	-	-	-	2
G451	Sale of motor vehicles	-	-	-	-	-	-
G452	Maintenance and repair of motor vehicles	-	-	-	-	-	-
G453	Sale of motor vehicle parts and accessories	-	-	-	-	-	-
G454	Sale, maintenance and repair of motorcycles and related parts and accessories	-	-	-	-	-	-
G461	Wholesale on a fee or contract basis	-	-	-	-	-	-
G462	Wholesale of agricultural raw materials and live animals	-	-	-	-	-	-
G463	Wholesale of food, beverages and tobacco	-	-	-	-	-	-
G464	Wholesale of household goods	-	-	-	-	-	-
G465	Wholesale of machinery, equipment and supplies	-	-	-	-	-	-
G466	Other specialized wholesale	-	-	-	-	-	1
G469	Non-specialized wholesale trade	S	S	S	S	S	S
G471	Retail sale in non-specialized stores	-	-	-	-	-	1
G472	Retail sale of food, beverages and tobacco in specialized stores	-	-	-	-	-	-
G473	Retail sale of automotive fuel in specialized stores	-	-	-	-	-	-
G474	Retail sale of information and communications equipment in specialized stores	-	-	-	-	-	-
G475	Retail sale of other household equipment in specialized stores	-	-	-	-	-	-
G476	Retail sale of cultural and recreation goods in specialized stores	-	-	-	-	-	-
G477	Retail sale of other goods in specialized stores	-	-	-	-	-	-
G479	Retail trade not in stores, stalls or markets	S	S	S	S	S	S

Continued

TABLE 12a --Continued

2009 PSIC Code	Region/ Industry Description	Nationality with Highest Capital Participation Rate					
		Japanese	Korean	Malaysian	Singaporean	Taiwanese	Others
		(8)	(9)	(10)	(11)	(12)	(13)
	VIII - Eastern Visayas	-	-	-	-	-	-
G451	Sale of motor vehicles	-	-	-	-	-	-
G452	Maintenance and repair of motor vehicles	S	S	S	S	S	S
G453	Sale of motor vehicle parts and accessories	S	S	S	S	S	S
G454	Sale, maintenance and repair of motorcycles and related parts and accessories	S	S	S	S	S	S
G461	Wholesale on a fee or contract basis	S	S	S	S	S	S
G462	Wholesale of agricultural raw materials and live animals	-	-	-	-	-	-
G463	Wholesale of food, beverages and tobacco	-	-	-	-	-	-
G464	Wholesale of household goods	-	-	-	-	-	-
G466	Other specialized wholesale	-	-	-	-	-	-
G471	Retail sale in non-specialized stores	-	-	-	-	-	-
G472	Retail sale of food, beverages and tobacco in specialized stores	S	S	S	S	S	S
G473	Retail sale of automotive fuel in specialized stores	-	-	-	-	-	-
G474	Retail sale of information and communications equipment in specialized stores	S	S	S	S	S	S
G475	Retail sale of other household equipment in specialized stores	-	-	-	-	-	-
G477	Retail sale of other goods in specialized stores	-	-	-	-	-	-
	IX - Zamboanga Peninsula	-	-	-	-	-	-
G451	Sale of motor vehicles	S	S	S	S	S	S
G453	Sale of motor vehicle parts and accessories	S	S	S	S	S	S
G454	Sale, maintenance and repair of motorcycles and related parts and accessories	-	-	-	-	-	-
G461	Wholesale on a fee or contract basis	-	-	-	-	-	-
G462	Wholesale of agricultural raw materials and live animals	-	-	-	-	-	-
G463	Wholesale of food, beverages and tobacco	-	-	-	-	-	-
G464	Wholesale of household goods	-	-	-	-	-	-
G465	Wholesale of machinery, equipment and supplies	S	S	S	S	S	S
G466	Other specialized wholesale	-	-	-	-	-	-
G471	Retail sale in non-specialized stores	-	-	-	-	-	-
G472	Retail sale of food, beverages and tobacco in specialized stores	-	-	-	-	-	-
G473	Retail sale of automotive fuel in specialized stores	-	-	-	-	-	-
G475	Retail sale of other household equipment in specialized stores	-	-	-	-	-	-
G476	Retail sale of cultural and recreation goods in specialized stores	S	S	S	S	S	S
G477	Retail sale of other goods in specialized stores	-	-	-	-	-	-

Continued

TABLE 12a --Continued

2009 PSIC Code	Region/ Industry Description	Nationality with Highest Capital Participation Rate					
		Japanese	Korean	Malaysian	Singaporean	Taiwanese	Others
		(8)	(9)	(10)	(11)	(12)	(13)
	X - Northern Mindanao	-	-	-	-	-	1
G451	Sale of motor vehicles	-	-	-	-	-	-
G452	Maintenance and repair of motor vehicles	S	S	S	S	S	S
G453	Sale of motor vehicle parts and accessories	-	-	-	-	-	-
G454	Sale, maintenance and repair of motorcycles and related parts and accessories	-	-	-	-	-	-
G462	Wholesale of agricultural raw materials and live animals	-	-	-	-	-	-
G463	Wholesale of food, beverages and tobacco	-	-	-	-	-	-
G464	Wholesale of household goods	-	-	-	-	-	-
G465	Wholesale of machinery, equipment and supplies	-	-	-	-	-	-
G466	Other specialized wholesale	-	-	-	-	-	-
G471	Retail sale in non-specialized stores	-	-	-	-	-	1
G472	Retail sale of food, beverages and tobacco in specialized stores	-	-	-	-	-	-
G473	Retail sale of automotive fuel in specialized stores	-	-	-	-	-	-
G474	Retail sale of information and communications equipment in specialized stores	-	-	-	-	-	-
G475	Retail sale of other household equipment in specialized stores	-	-	-	-	-	-
G476	Retail sale of cultural and recreation goods in specialized stores	S	S	S	S	S	S
G477	Retail sale of other goods in specialized stores	-	-	-	-	-	-
	XI - Davao	-	-	-	-	1	-
G451	Sale of motor vehicles	-	-	-	-	-	-
G452	Maintenance and repair of motor vehicles	-	-	-	-	-	-
G453	Sale of motor vehicle parts and accessories	-	-	-	-	-	-
G454	Sale, maintenance and repair of motorcycles and related parts and accessories	-	-	-	-	-	-
G461	Wholesale on a fee or contract basis	-	-	-	-	-	-
G462	Wholesale of agricultural raw materials and live animals	-	-	-	-	-	-
G463	Wholesale of food, beverages and tobacco	-	-	-	-	-	-
G464	Wholesale of household goods	-	-	-	-	-	-
G465	Wholesale of machinery, equipment and supplies	-	-	-	-	-	-
G466	Other specialized wholesale	-	-	-	-	1	-
G471	Retail sale in non-specialized stores	-	-	-	-	-	-
G472	Retail sale of food, beverages and tobacco in specialized stores	-	-	-	-	-	-
G473	Retail sale of automotive fuel in specialized stores	S	S	S	S	S	S
G474	Retail sale of information and communications equipment in specialized stores	-	-	-	-	-	-
G475	Retail sale of other household equipment in specialized stores	-	-	-	-	-	-

Continued

TABLE 12a --Continued

2009 PSIC Code	Region/ Industry Description	Nationality with Highest Capital Participation Rate					
		Japanese	Korean	Malaysian	Singaporean	Taiwanese	Others
		(8)	(9)	(10)	(11)	(12)	(13)
G476	Retail sale of cultural and recreation goods in specialized stores	-	-	-	-	-	-
G477	Retail sale of other goods in specialized stores	-	-	-	-	-	-
G479	Retail trade not in stores, stalls or markets	S	S	S	S	S	S
XII - SOCCSKSARGEN		-	-	-	1	-	-
G451	Sale of motor vehicles	-	-	-	-	-	-
G452	Maintenance and repair of motor vehicles	S	S	S	S	S	S
G453	Sale of motor vehicle parts and accessories	-	-	-	-	-	-
G454	Sale, maintenance and repair of motorcycles and related parts and accessories	-	-	-	-	-	-
G462	Wholesale of agricultural raw materials and live animals	-	-	-	1	-	-
G463	Wholesale of food, beverages and tobacco	-	-	-	-	-	-
G464	Wholesale of household goods	-	-	-	-	-	-
G465	Wholesale of machinery, equipment and supplies	S	S	S	S	S	S
G466	Other specialized wholesale	S	S	S	S	S	S
G471	Retail sale in non-specialized stores	-	-	-	-	-	-
G472	Retail sale of food, beverages and tobacco in specialized stores	-	-	-	-	-	-
G473	Retail sale of automotive fuel in specialized stores	-	-	-	-	-	-
G474	Retail sale of information and communications equipment in specialized stores	S	S	S	S	S	S
G475	Retail sale of other household equipment in specialized stores	-	-	-	-	-	-
G476	Retail sale of cultural and recreation goods in specialized stores	S	S	S	S	S	S
G477	Retail sale of other goods in specialized stores	-	-	-	-	-	-
XIII - Caraga		-	-	-	-	-	-
G451	Sale of motor vehicles	-	-	-	-	-	-
G452	Maintenance and repair of motor vehicles	S	S	S	S	S	S
G454	Sale, maintenance and repair of motorcycles and related parts and accessories	-	-	-	-	-	-
G462	Wholesale of agricultural raw materials and live animals	S	S	S	S	S	S
G463	Wholesale of food, beverages and tobacco	-	-	-	-	-	-
G464	Wholesale of household goods	-	-	-	-	-	-
G465	Wholesale of machinery, equipment and supplies	-	-	-	-	-	-
G466	Other specialized wholesale	-	-	-	-	-	-
G471	Retail sale in non-specialized stores	-	-	-	-	-	-
G472	Retail sale of food, beverages and tobacco in specialized stores	-	-	-	-	-	-
G473	Retail sale of automotive fuel in specialized stores	-	-	-	-	-	-

Continued

TABLE 12a --Concluded

2009 PSIC Code	Region/ Industry Description	Nationality with Highest Capital Participation Rate					
		Japanese	Korean	Malaysian	Singaporean	Taiwanese	Others
		(8)	(9)	(10)	(11)	(12)	(13)
G474	Retail sale of information and communications equipment in specialized stores	S	S	S	S	S	S
G475	Retail sale of other household equipment in specialized stores	-	-	-	-	-	-
G477	Retail sale of other goods in specialized stores	-	-	-	-	-	-
	ARMM	-	-	-	-	-	-
G462	Wholesale of agricultural raw materials and live animals	S	S	S	S	S	S
G463	Wholesale of food, beverages and tobacco	S	S	S	S	S	S
G466	Other specialized wholesale	S	S	S	S	S	S
G471	Retail sale in non-specialized stores	-	-	-	-	-	-
G473	Retail sale of automotive fuel in specialized stores	S	S	S	S	S	S

TABLE 13a Number of Reporting Establishments with E-Commerce Transactions for Wholesale and Retail Trade; Repair of Motor Vehicles and Motorcycles
Establishments with Total Employment of 20 and Over by Region and Industry Group: Philippines, 2017

2009 PSIC Code	Region/Industry Description	Number of Reporting Establishments	Number of Establishments with E-Commerce Transactions						
			0%	1 - 9%	10 - 19%	20 - 29%	30 - 39%	40 - 49%	50% and over
		(1)	(2)	(3)	(4)	(5)	(6)	(7)	(8)
	PHILIPPINES	4,065	4,054	3	2	1	1	1	3
G451	Sale of motor vehicles	182	182	-	-	-	-	-	-
G452	Maintenance and repair of motor vehicles	47	47	-	-	-	-	-	-
G453	Sale of motor vehicle parts and accessories	111	111	-	-	-	-	-	-
G454	Sale, maintenance and repair of motorcycles and related parts and accessories	72	72	-	-	-	-	-	-
G461	Wholesale on a fee or contract basis	50	50	-	-	-	-	-	-
G462	Wholesale of agricultural raw materials and live animals	92	92	-	-	-	-	-	-
G463	Wholesale of food, beverages and tobacco	423	423	-	-	-	-	-	-
G464	Wholesale of household goods	482	480	1	1	-	-	-	-
G465	Wholesale of machinery, equipment and supplies	315	311	-	1	-	1	-	2
G466	Other specialized wholesale	323	323	-	-	-	-	-	-
G469	Non-specialized wholesale trade	7	7	-	-	-	-	-	-
G471	Retail sale in non-specialized stores	752	751	-	-	1	-	-	-
G472	Retail sale of food, beverages and tobacco in specialized stores	108	107	1	-	-	-	-	-
G473	Retail sale of automotive fuel in specialized stores	79	79	-	-	-	-	-	-
G474	Retail sale of information and communications equipment in specialized stores	100	99	1	-	-	-	-	-
G475	Retail sale of other household equipment in specialized stores	420	419	-	-	-	-	1	-
G476	Retail sale of cultural and recreation goods in specialized stores	58	58	-	-	-	-	-	-
G477	Retail sale of other goods in specialized stores	426	426	-	-	-	-	-	-
G479	Retail trade not in stores, stalls or markets	18	17	-	-	-	-	-	1
	NCR	1,353	1,347	1	2	-	-	1	2
G451	Sale of motor vehicles	63	63	-	-	-	-	-	-
G452	Maintenance and repair of motor vehicles	15	15	-	-	-	-	-	-
G453	Sale of motor vehicle parts and accessories	36	36	-	-	-	-	-	-
G454	Sale, maintenance and repair of motorcycles and related parts and accessories	11	11	-	-	-	-	-	-
G461	Wholesale on a fee or contract basis	29	29	-	-	-	-	-	-
G462	Wholesale of agricultural raw materials and live animals	19	19	-	-	-	-	-	-
G463	Wholesale of food, beverages and tobacco	78	78	-	-	-	-	-	-
G464	Wholesale of household goods	256	255	-	1	-	-	-	-
G465	Wholesale of machinery, equipment and supplies	220	218	-	1	-	-	-	1
G466	Other specialized wholesale	131	131	-	-	-	-	-	-
G469	Non-specialized wholesale trade	4	4	-	-	-	-	-	-

Continued

TABLE 13a --Continued

2009 PSIC Code	Region/Industry Description	Number of Reporting Establishments	Number of Establishments with E-Commerce Transactions						
			0%	1 - 9%	10 - 19%	20 - 29%	30 - 39%	40 - 49%	50% and over
			(1)	(2)	(3)	(4)	(5)	(6)	(7)
G471	Retail sale in non-specialized stores	138	138	-	-	-	-	-	-
G472	Retail sale of food, beverages and tobacco in specialized stores	28	27	1	-	-	-	-	-
G473	Retail sale of automotive fuel in specialized stores	12	12	-	-	-	-	-	-
G474	Retail sale of information and communications equipment in specialized stores	40	40	-	-	-	-	-	-
G475	Retail sale of other household equipment in specialized stores	90	89	-	-	-	-	1	-
G476	Retail sale of cultural and recreation goods in specialized stores	27	27	-	-	-	-	-	-
G477	Retail sale of other goods in specialized stores	141	141	-	-	-	-	-	-
G479	Retail trade not in stores, stalls or markets	15	14	-	-	-	-	-	1
CAR		58	58	-	-	-	-	-	-
G453	Sale of motor vehicle parts and accessories	s	s	s	s	s	s	s	s
G454	Sale, maintenance and repair of motorcycles and related parts and accessories	s	s	s	s	s	s	s	s
G462	Wholesale of agricultural raw materials and live animals	s	s	s	s	s	s	s	s
G463	Wholesale of food, beverages and tobacco	10	10	-	-	-	-	-	-
G464	Wholesale of household goods	s	s	s	s	s	s	s	s
G465	Wholesale of machinery, equipment and supplies	s	s	s	s	s	s	s	s
G466	Other specialized wholesale	s	s	s	s	s	s	s	s
G471	Retail sale in non-specialized stores	18	18	-	-	-	-	-	-
G473	Retail sale of automotive fuel in specialized stores	4	4	-	-	-	-	-	-
G474	Retail sale of information and communications equipment in specialized stores	s	s	s	s	s	s	s	s
G475	Retail sale of other household equipment in specialized stores	5	5	-	-	-	-	-	-
G477	Retail sale of other goods in specialized stores	9	9	-	-	-	-	-	-
I - Ilocos		148	148	-	-	-	-	-	-
G451	Sale of motor vehicles	6	6	-	-	-	-	-	-
G452	Maintenance and repair of motor vehicles	s	s	s	s	s	s	s	s
G453	Sale of motor vehicle parts and accessories	7	7	-	-	-	-	-	-
G454	Sale, maintenance and repair of motorcycles and related parts and accessories	5	5	-	-	-	-	-	-
G462	Wholesale of agricultural raw materials and live animals	3	3	-	-	-	-	-	-
G463	Wholesale of food, beverages and tobacco	25	25	-	-	-	-	-	-
G464	Wholesale of household goods	11	11	-	-	-	-	-	-
G466	Other specialized wholesale	8	8	-	-	-	-	-	-

Continued

TABLE 13a --Continued

2009 PSIC Code	Region/Industry Description	Number of Reporting Establishments	Number of Establishments with E-Commerce Transactions						
			0%	1 - 9%	10 - 19%	20 - 29%	30 - 39%	40 - 49%	50% and over
			(1)	(2)	(3)	(4)	(5)	(6)	(7)
G471	Retail sale in non-specialized stores	33	33	-	-	-	-	-	-
G472	Retail sale of food, beverages and tobacco in specialized stores	4	4	-	-	-	-	-	-
G473	Retail sale of automotive fuel in specialized stores	s	s	s	s	s	s	s	s
G474	Retail sale of information and communications equipment in specialized stores	4	4	-	-	-	-	-	-
G475	Retail sale of other household equipment in specialized stores	18	18	-	-	-	-	-	-
G476	Retail sale of cultural and recreation goods in specialized stores	3	3	-	-	-	-	-	-
G477	Retail sale of other goods in specialized stores	18	18	-	-	-	-	-	-
II - Cagayan Valley		103	103	-	-	-	-	-	-
G451	Sale of motor vehicles	4	4	-	-	-	-	-	-
G453	Sale of motor vehicle parts and accessories	s	s	s	s	s	s	s	s
G454	Sale, maintenance and repair of motorcycles and related parts and accessories	5	5	-	-	-	-	-	-
G462	Wholesale of agricultural raw materials and live animals	9	9	-	-	-	-	-	-
G463	Wholesale of food, beverages and tobacco	16	16	-	-	-	-	-	-
G464	Wholesale of household goods	7	7	-	-	-	-	-	-
G465	Wholesale of machinery, equipment and supplies	s	s	s	s	s	s	s	s
G466	Other specialized wholesale	3	3	-	-	-	-	-	-
G471	Retail sale in non-specialized stores	24	24	-	-	-	-	-	-
G472	Retail sale of food, beverages and tobacco in specialized stores	3	3	-	-	-	-	-	-
G473	Retail sale of automotive fuel in specialized stores	4	4	-	-	-	-	-	-
G474	Retail sale of information and communications equipment in specialized stores	s	s	s	s	s	s	s	s
G475	Retail sale of other household equipment in specialized stores	9	9	-	-	-	-	-	-
G476	Retail sale of cultural and recreation goods in specialized stores	s	s	s	s	s	s	s	s
G477	Retail sale of other goods in specialized stores	13	13	-	-	-	-	-	-
III - Central Luzon		293	291	1	-	1	-	-	-
G451	Sale of motor vehicles	17	17	-	-	-	-	-	-
G452	Maintenance and repair of motor vehicles	5	5	-	-	-	-	-	-
G453	Sale of motor vehicle parts and accessories	5	5	-	-	-	-	-	-
G454	Sale, maintenance and repair of motorcycles and related parts and accessories	6	6	-	-	-	-	-	-
G461	Wholesale on a fee or contract basis	s	s	s	s	s	s	s	s

Continued

TABLE 13a --Continued

2009 PSIC Code	Region/Industry Description	Number of Reporting Establishments	Number of Establishments with E-Commerce Transactions						
			0%	1 - 9%	10 - 19%	20 - 29%	30 - 39%	40 - 49%	50% and over
			(1)	(2)	(3)	(4)	(5)	(6)	(7)
G462	Wholesale of agricultural raw materials and live animals	8	8	-	-	-	-	-	-
G463	Wholesale of food, beverages and tobacco	36	36	-	-	-	-	-	-
G464	Wholesale of household goods	24	23	1	-	-	-	-	-
G465	Wholesale of machinery, equipment and supplies	5	5	-	-	-	-	-	-
G466	Other specialized wholesale	32	32	-	-	-	-	-	-
G469	Non-specialized wholesale trade	s	s	s	s	s	s	s	s
G471	Retail sale in non-specialized stores	68	67	-	-	1	-	-	-
G472	Retail sale of food, beverages and tobacco in specialized stores	10	10	-	-	-	-	-	-
G473	Retail sale of automotive fuel in specialized stores	4	4	-	-	-	-	-	-
G474	Retail sale of information and communications equipment in specialized stores	5	5	-	-	-	-	-	-
G475	Retail sale of other household equipment in specialized stores	31	31	-	-	-	-	-	-
G476	Retail sale of cultural and recreation goods in specialized stores	5	5	-	-	-	-	-	-
G477	Retail sale of other goods in specialized stores	28	28	-	-	-	-	-	-
IVA - CALABARZON		347	345	1	-	-	-	-	1
G451	Sale of motor vehicles	17	17	-	-	-	-	-	-
G452	Maintenance and repair of motor vehicles	8	8	-	-	-	-	-	-
G453	Sale of motor vehicle parts and accessories	13	13	-	-	-	-	-	-
G454	Sale, maintenance and repair of motorcycles and related parts and accessories	6	6	-	-	-	-	-	-
G461	Wholesale on a fee or contract basis	s	s	s	s	s	s	s	s
G462	Wholesale of agricultural raw materials and live animals	3	3	-	-	-	-	-	-
G463	Wholesale of food, beverages and tobacco	35	35	-	-	-	-	-	-
G464	Wholesale of household goods	24	24	-	-	-	-	-	-
G465	Wholesale of machinery, equipment and supplies	27	26	-	-	-	-	-	1
G466	Other specialized wholesale	34	34	-	-	-	-	-	-
G469	Non-specialized wholesale trade	s	s	s	s	s	s	s	s
G471	Retail sale in non-specialized stores	74	74	-	-	-	-	-	-
G472	Retail sale of food, beverages and tobacco in specialized stores	12	12	-	-	-	-	-	-
G473	Retail sale of automotive fuel in specialized stores	7	7	-	-	-	-	-	-
G474	Retail sale of information and communications equipment in specialized stores	5	4	1	-	-	-	-	-
G475	Retail sale of other household equipment in specialized stores	43	43	-	-	-	-	-	-
G476	Retail sale of cultural and recreation goods in specialized stores	s	s	s	s	s	s	s	s
G477	Retail sale of other goods in specialized stores	34	34	-	-	-	-	-	-

Continued

TABLE 13a --Continued

2009 PSIC Code	Region/Industry Description	Number of Reporting Establishments	Number of Establishments with E-Commerce Transactions						
			0%	1 - 9%	10 - 19%	20 - 29%	30 - 39%	40 - 49%	50% and over
		(1)	(2)	(3)	(4)	(5)	(6)	(7)	(8)
	IVB - MIMAROPA	68	68	-	-	-	-	-	-
G451	Sale of motor vehicles	s	s	s	s	s	s	s	s
G453	Sale of motor vehicle parts and accessories	s	s	s	s	s	s	s	s
G454	Sale, maintenance and repair of mo torcycles and related parts and accessories	3	3	-	-	-	-	-	-
G462	Wholesale of agricultural raw materials and live animals	7	7	-	-	-	-	-	-
G463	Wholesale of food, beverages and tobacco	14	14	-	-	-	-	-	-
G464	Wholesale of household goods	s	s	s	s	s	s	s	s
G466	Other specialized wholesale	s	s	s	s	s	s	s	s
G471	Retail sale in non-specialized stores	16	16	-	-	-	-	-	-
G472	Retail sale of food, beverages and tobacco in specialized stores	s	s	s	s	s	s	s	s
G473	Retail sale of automotive fuel in specialized stores	3	3	-	-	-	-	-	-
G474	Retail sale of information and communications equipment in specialized stores	3	3	-	-	-	-	-	-
G475	Retail sale of other household equipment in specialized stores	9	9	-	-	-	-	-	-
G477	Retail sale of other goods in specialized stores	6	6	-	-	-	-	-	-
	V - Bicol	154	154	-	-	-	-	-	-
G451	Sale of motor vehicles	3	3	-	-	-	-	-	-
G452	Maintenance and repair of motor vehicles	s	s	s	s	s	s	s	s
G453	Sale of motor vehicle parts and accessories	s	s	s	s	s	s	s	s
G454	Sale, maintenance and repair of mo torcycles and related parts and accessories	s	s	s	s	s	s	s	s
G461	Wholesale on a fee or contract basis	s	s	s	s	s	s	s	s
G462	Wholesale of agricultural raw materials and live animals	4	4	-	-	-	-	-	-
G463	Wholesale of food, beverages and tobacco	30	30	-	-	-	-	-	-
G464	Wholesale of household goods	17	17	-	-	-	-	-	-
G465	Wholesale of machinery, equipment and supplies	s	s	s	s	s	s	s	s
G466	Other specialized wholesale	4	4	-	-	-	-	-	-
G471	Retail sale in non-specialized stores	27	27	-	-	-	-	-	-
G472	Retail sale of food, beverages and tobacco in specialized stores	s	s	s	s	s	s	s	s
G473	Retail sale of automotive fuel in specialized stores	3	3	-	-	-	-	-	-
G474	Retail sale of information and communications equipment in specialized stores	3	3	-	-	-	-	-	-
G475	Retail sale of other household equipment in specialized stores	14	14	-	-	-	-	-	-

Continued

TABLE 13a --Continued

2009 PSIC Code	Region/Industry Description	Number of Reporting Establishments	Number of Establishments with E-Commerce Transactions						
			0%	1 - 9%	10 - 19%	20 - 29%	30 - 39%	40 - 49%	50% and over
			(1)	(2)	(3)	(4)	(5)	(6)	(7)
G476	Retail sale of cultural and recreation goods in specialized stores	s	s	s	s	s	s	s	s
G477	Retail sale of other goods in specialized stores	38	38	-	-	-	-	-	-
VI - Western Visayas		236	236	-	-	-	-	-	-
G451	Sale of motor vehicles	10	10	-	-	-	-	-	-
G452	Maintenance and repair of motor vehicles	4	4	-	-	-	-	-	-
G453	Sale of motor vehicle parts and accessories	6	6	-	-	-	-	-	-
G454	Sale, maintenance and repair of motorcycles and related parts and accessories	4	4	-	-	-	-	-	-
G462	Wholesale of agricultural raw materials and live animals	s	s	s	s	s	s	s	s
G463	Wholesale of food, beverages and tobacco	30	30	-	-	-	-	-	-
G464	Wholesale of household goods	17	17	-	-	-	-	-	-
G465	Wholesale of machinery, equipment and supplies	6	6	-	-	-	-	-	-
G466	Other specialized wholesale	11	11	-	-	-	-	-	-
G471	Retail sale in non-specialized stores	63	63	-	-	-	-	-	-
G472	Retail sale of food, beverages and tobacco in specialized stores	8	8	-	-	-	-	-	-
G473	Retail sale of automotive fuel in specialized stores	5	5	-	-	-	-	-	-
G474	Retail sale of information and communications equipment in specialized stores	7	7	-	-	-	-	-	-
G475	Retail sale of other household equipment in specialized stores	33	33	-	-	-	-	-	-
G476	Retail sale of cultural and recreation goods in specialized stores	s	s	s	s	s	s	s	s
G477	Retail sale of other goods in specialized stores	29	29	-	-	-	-	-	-
VII - Central Visayas		404	403	-	-	-	1	-	-
G451	Sale of motor vehicles	27	27	-	-	-	-	-	-
G452	Maintenance and repair of motor vehicles	3	3	-	-	-	-	-	-
G453	Sale of motor vehicle parts and accessories	11	11	-	-	-	-	-	-
G454	Sale, maintenance and repair of motorcycles and related parts and accessories	7	7	-	-	-	-	-	-
G461	Wholesale on a fee or contract basis	7	7	-	-	-	-	-	-
G462	Wholesale of agricultural raw materials and live animals	7	7	-	-	-	-	-	-
G463	Wholesale of food, beverages and tobacco	32	32	-	-	-	-	-	-
G464	Wholesale of household goods	42	42	-	-	-	-	-	-
G465	Wholesale of machinery, equipment and supplies	24	23	-	-	-	1	-	-
G466	Other specialized wholesale	43	43	-	-	-	-	-	-
G469	Non-specialized wholesale trade	s	s	s	s	s	s	s	s

Continued

TABLE 13a --Continued

2009 PSIC Code	Region/Industry Description	Number of Reporting Establishments	Number of Establishments with E-Commerce Transactions						
			0%	1 - 9%	10 - 19%	20 - 29%	30 - 39%	40 - 49%	50% and over
			(1)	(2)	(3)	(4)	(5)	(6)	(7)
G471	Retail sale in non-specialized stores	82	82	-	-	-	-	-	-
G472	Retail sale of food, beverages and tobacco in specialized stores	11	11	-	-	-	-	-	-
G473	Retail sale of automotive fuel in specialized stores	8	8	-	-	-	-	-	-
G474	Retail sale of information and communications equipment in specialized stores	15	15	-	-	-	-	-	-
G475	Retail sale of other household equipment in specialized stores	46	46	-	-	-	-	-	-
G476	Retail sale of cultural and recreation goods in specialized stores	6	6	-	-	-	-	-	-
G477	Retail sale of other goods in specialized stores	30	30	-	-	-	-	-	-
G479	Retail trade not in stores, stalls or markets	s	s	s	s	s	s	s	s
VIII - Eastern Visayas		98	98	-	-	-	-	-	-
G451	Sale of motor vehicles	3	3	-	-	-	-	-	-
G452	Maintenance and repair of motor vehicles	s	s	s	s	s	s	s	s
G453	Sale of motor vehicle parts and accessories	s	s	s	s	s	s	s	s
G454	Sale, maintenance and repair of motorcycles and related parts and accessories	s	s	s	s	s	s	s	s
G461	Wholesale on a fee or contract basis	s	s	s	s	s	s	s	s
G462	Wholesale of agricultural raw materials and live animals	6	6	-	-	-	-	-	-
G463	Wholesale of food, beverages and tobacco	19	19	-	-	-	-	-	-
G464	Wholesale of household goods	9	9	-	-	-	-	-	-
G466	Other specialized wholesale	4	4	-	-	-	-	-	-
G471	Retail sale in non-specialized stores	22	22	-	-	-	-	-	-
G472	Retail sale of food, beverages and tobacco in specialized stores	s	s	s	s	s	s	s	s
G473	Retail sale of automotive fuel in specialized stores	5	5	-	-	-	-	-	-
G474	Retail sale of information and communications equipment in specialized stores	s	s	s	s	s	s	s	s
G475	Retail sale of other household equipment in specialized stores	17	17	-	-	-	-	-	-
G477	Retail sale of other goods in specialized stores	5	5	-	-	-	-	-	-
IX - Zamboanga Peninsula		106	106	-	-	-	-	-	-
G451	Sale of motor vehicles	s	s	s	s	s	s	s	s
G453	Sale of motor vehicle parts and accessories	s	s	s	s	s	s	s	s
G454	Sale, maintenance and repair of motorcycles and related parts and accessories	5	5	-	-	-	-	-	-
G461	Wholesale on a fee or contract basis	3	3	-	-	-	-	-	-
G462	Wholesale of agricultural raw materials and live animals	3	3	-	-	-	-	-	-

Continued

TABLE 13a --Continued

2009 PSIC Code	Region/Industry Description	Number of Reporting Establishments	Number of Establishments with E-Commerce Transactions						
			0%	1 - 9%	10 - 19%	20 - 29%	30 - 39%	40 - 49%	50% and over
			(1)	(2)	(3)	(4)	(5)	(6)	(7)
G463	Wholesale of food, beverages and tobacco	12	12	-	-	-	-	-	-
G464	Wholesale of household goods	11	11	-	-	-	-	-	-
G465	Wholesale of machinery, equipment and supplies	s	s	s	s	s	s	s	s
G466	Other specialized wholesale	4	4	-	-	-	-	-	-
G471	Retail sale in non-specialized stores	27	27	-	-	-	-	-	-
G472	Retail sale of food, beverages and tobacco in specialized stores	6	6	-	-	-	-	-	-
G473	Retail sale of automotive fuel in specialized stores	4	4	-	-	-	-	-	-
G475	Retail sale of other household equipment in specialized stores	12	12	-	-	-	-	-	-
G476	Retail sale of cultural and recreation goods in specialized stores	s	s	s	s	s	s	s	s
G477	Retail sale of other goods in specialized stores	13	13	-	-	-	-	-	-
X - Northern Mindanao		182	182	-	-	-	-	-	-
G451	Sale of motor vehicles	10	10	-	-	-	-	-	-
G452	Maintenance and repair of motor vehicles	s	s	s	s	s	s	s	s
G453	Sale of motor vehicle parts and accessories	7	7	-	-	-	-	-	-
G454	Sale, maintenance and repair of motorcycles and related parts and accessories	4	4	-	-	-	-	-	-
G462	Wholesale of agricultural raw materials and live animals	6	6	-	-	-	-	-	-
G463	Wholesale of food, beverages and tobacco	23	23	-	-	-	-	-	-
G464	Wholesale of household goods	18	18	-	-	-	-	-	-
G465	Wholesale of machinery, equipment and supplies	6	6	-	-	-	-	-	-
G466	Other specialized wholesale	15	15	-	-	-	-	-	-
G471	Retail sale in non-specialized stores	38	38	-	-	-	-	-	-
G472	Retail sale of food, beverages and tobacco in specialized stores	7	7	-	-	-	-	-	-
G473	Retail sale of automotive fuel in specialized stores	6	6	-	-	-	-	-	-
G474	Retail sale of information and communications equipment in specialized stores	3	3	-	-	-	-	-	-
G475	Retail sale of other household equipment in specialized stores	21	21	-	-	-	-	-	-
G476	Retail sale of cultural and recreation goods in specialized stores	s	s	s	s	s	s	s	s
G477	Retail sale of other goods in specialized stores	13	13	-	-	-	-	-	-
XI - Davao		262	262	-	-	-	-	-	-
G451	Sale of motor vehicles	9	9	-	-	-	-	-	-
G452	Maintenance and repair of motor vehicles	5	5	-	-	-	-	-	-
G453	Sale of motor vehicle parts and accessories	11	11	-	-	-	-	-	-

Continued

TABLE 13a --Continued

2009 PSIC Code	Region/Industry Description	Number of Reporting Establishments	Number of Establishments with E-Commerce Transactions						
			0%	1 - 9%	10 - 19%	20 - 29%	30 - 39%	40 - 49%	50% and over
			(1)	(2)	(3)	(4)	(5)	(6)	(7)
G454	Sale, maintenance and repair of motorcycles and related parts and accessories	4	4	-	-	-	-	-	-
G461	Wholesale on a fee or contract basis	4	4	-	-	-	-	-	-
G462	Wholesale of agricultural raw materials and live animals	4	4	-	-	-	-	-	-
G463	Wholesale of food, beverages and tobacco	25	25	-	-	-	-	-	-
G464	Wholesale of household goods	25	25	-	-	-	-	-	-
G465	Wholesale of machinery, equipment and supplies	17	17	-	-	-	-	-	-
G466	Other specialized wholesale	24	24	-	-	-	-	-	-
G471	Retail sale in non-specialized stores	56	56	-	-	-	-	-	-
G472	Retail sale of food, beverages and tobacco in specialized stores	3	3	-	-	-	-	-	-
G473	Retail sale of automotive fuel in specialized stores	s	s	s	s	s	s	s	s
G474	Retail sale of information and communications equipment in specialized stores	7	7	-	-	-	-	-	-
G475	Retail sale of other household equipment in specialized stores	36	36	-	-	-	-	-	-
G476	Retail sale of cultural and recreation goods in specialized stores	4	4	-	-	-	-	-	-
G477	Retail sale of other goods in specialized stores	24	24	-	-	-	-	-	-
G479	Retail trade not in stores, stalls or markets	s	s	s	s	s	s	s	s
XII - SOCCSKSARGEN		155	155	-	-	-	-	-	-
G451	Sale of motor vehicles	4	4	-	-	-	-	-	-
G452	Maintenance and repair of motor vehicles	s	s	s	s	s	s	s	s
G453	Sale of motor vehicle parts and accessories	5	5	-	-	-	-	-	-
G454	Sale, maintenance and repair of motorcycles and related parts and accessories	3	3	-	-	-	-	-	-
G462	Wholesale of agricultural raw materials and live animals	7	7	-	-	-	-	-	-
G463	Wholesale of food, beverages and tobacco	26	26	-	-	-	-	-	-
G464	Wholesale of household goods	9	9	-	-	-	-	-	-
G465	Wholesale of machinery, equipment and supplies	s	s	s	s	s	s	s	s
G466	Other specialized wholesale	s	s	s	s	s	s	s	s
G471	Retail sale in non-specialized stores	38	38	-	-	-	-	-	-
G472	Retail sale of food, beverages and tobacco in specialized stores	7	7	-	-	-	-	-	-
G473	Retail sale of automotive fuel in specialized stores	5	5	-	-	-	-	-	-
G474	Retail sale of information and communications equipment in specialized stores	s	s	s	s	s	s	s	s
G475	Retail sale of other household equipment in specialized stores	26	26	-	-	-	-	-	-
G476	Retail sale of cultural and recreation goods in specialized stores	s	s	s	s	s	s	s	s

Continued

Statistical Tables

for

**Establishments
with Total Employment
of Less than 20**

National Tables

TABLE 1b Summary Statistics for Wholesale and Retail Trade; Repair of Motor Vehicles and Motorcycles Establishments with Total Employment of Less than 20 by Industry Group: Philippines, 2017

(Values are in thousand pesos, except number of establishments and employment. Details may not add up to total due to rounding and/or statistical disclosure control.)

2009 PSIC Code	Industry Description	Number of Establishments	Employment		Total Income	Expense		
			Total	Paid Workers		Total	Compensation	Other Expense
		(1)	(2)	(3)	(4)	(5)	(6)	(7)
G	Wholesale and Retail Trade; Repair of Motor Vehicles and Motorcycles	92,835	604,709	584,601	1,923,136,875	1,829,427,394	84,898,228	1,744,529,166
G451	Sale of motor vehicles	700	5,604	5,584	17,733,677	16,924,616	820,664	16,103,952
G452	Maintenance and repair of motor vehicles	1,906	11,586	10,092	9,356,579	6,720,927	972,356	5,748,571
G453	Sale of motor vehicle parts and accessories	3,136	18,402	17,628	32,806,752	31,875,469	2,277,901	29,597,568
G454	Sale, maintenance and repair of motorcycles and related parts and accessories	6,022	40,696	40,696	136,538,677	121,434,325	5,833,426	115,600,899
G461	Wholesale on a fee or contract basis	286	2,330	2,322	7,101,332	6,515,336	446,438	6,068,898
G462	Wholesale of agricultural raw materials and live animals	1,725	12,598	11,767	12,950,340	15,082,733	1,071,511	14,011,222
G463	Wholesale of food, beverages and tobacco	2,004	16,046	15,794	60,434,061	60,759,423	2,265,963	58,493,459
G464	Wholesale of household goods	3,079	23,685	23,468	77,934,206	73,815,235	4,172,407	69,642,828
G465	Wholesale of machinery, equipment and supplies	1,570	12,038	11,685	53,979,498	49,745,184	2,839,549	46,905,635
G466	Other specialized wholesale	2,661	21,584	21,121	187,488,650	174,718,227	3,350,100	171,368,127
G469	Non-specialized wholesale trade	52	314	298	868,875	794,900	60,667	734,233
G471	Retail sale in non-specialized stores	6,498	54,023	49,720	228,656,653	218,354,655	6,482,711	211,871,944
G472	Retail sale of food, beverages and tobacco in specialized stores	8,823	42,863	41,945	85,559,952	82,427,283	5,318,845	77,108,438
G473	Retail sale of automotive fuel in specialized stores	3,876	34,442	33,930	203,208,671	194,979,394	3,193,542	191,785,851
G474	Retail sale of information and communications equipment in specialized stores	4,948	25,125	24,531	84,594,479	81,555,902	3,476,499	78,079,403
G475	Retail sale of other household equipment in specialized stores	12,409	95,089	92,483	253,199,959	235,109,214	11,593,374	223,515,841
G476	Retail sale of cultural and recreation goods in specialized stores	2,808	18,900	18,274	57,144,964	53,898,876	4,076,549	49,822,327
G477	Retail sale of other goods in specialized stores	29,967	168,201	162,079	412,041,122	403,242,744	26,527,197	376,715,548
G479	Retail trade not in stores, stalls or markets	365	1,181	1,181	1,538,426	1,472,950	118,529	1,354,421

Continued

TABLE 1b --Concluded

2009 PSIC Code	Industry Description	Gross Margin	Value Added	Gross Additions to Tangible Fixed Assets	Change in Inventories	Subsidies	Sales from E- commerce Transactions
		(8)	(9)	(10)	(11)	(12)	(13)
G	Wholesale and Retail Trade; Repair of Motor Vehicles and Motorcycles	359,335,903	216,348,152	18,785,176	21,051,768	2,698,045	110,478
G451	Sale of motor vehicles	1,367,813	1,882,409	129,356	299,975	-	-
G452	Maintenance and repair of motor vehicles	822,916	4,209,292	-	(401,684)	-	-
G453	Sale of motor vehicle parts and accessories	4,913,214	3,929,604	9,457	224,959	-	-
G454	Sale, maintenance and repair of motorcycles and related parts and accessories	30,511,155	23,708,059	349,441	7,000,443	-	-
G461	Wholesale on a fee or contract basis	11,264	1,274,865	84,167	17,012	-	-
G462	Wholesale of agricultural raw materials and live animals	2,384,553	1,565,324	74,925	(2,323,378)	1,407,457	-
G463	Wholesale of food, beverages and tobacco	7,618,193	5,323,273	540,916	(1,289,421)	1,290,588	-
G464	Wholesale of household goods	16,729,038	10,818,009	196,253	313,891	-	-
G465	Wholesale of machinery, equipment and supplies	11,129,752	7,825,109	1,248,576	391,043	-	110,478
G466	Other specialized wholesale	32,832,297	21,344,577	2,494,174	(13,231)	-	-
G469	Non-specialized wholesale trade	220,626	156,925	-	18,579	-	-
G471	Retail sale in non-specialized stores	39,031,684	19,052,172	1,070,835	1,866,638	-	-
G472	Retail sale of food, beverages and tobacco in specialized stores	20,054,790	10,203,055	4,466	(603,386)	-	-
G473	Retail sale of automotive fuel in specialized stores	24,250,687	15,351,228	6,427,191	19,045,704	-	-
G474	Retail sale of information and communications equipment in specialized stores	15,492,448	7,306,629	166,892	1,588,503	-	-
G475	Retail sale of other household equipment in specialized stores	51,401,924	30,658,880	4,139,822	842,458	-	-
G476	Retail sale of cultural and recreation goods in specialized stores	14,653,866	8,298,200	186,444	(1,403,781)	-	-
G477	Retail sale of other goods in specialized stores	85,453,608	43,256,731	1,625,651	(4,542,447)	-	-
G479	Retail trade not in stores, stalls or markets	456,075	183,811	36,609	19,891	-	-

TABLE 2b Number of Establishments and Employment by Type and Sex for Wholesale and Retail Trade; Repair of Motor Vehicles and Motorcycles
Establishments with Total Employment of Less than 20 by Industry Group: Philippines, 2017

(Details may not add-up to total due to rounding and/or statistical disclosure control)

2009 PSIC Code	Industry Description	Number of Establishments	Employment as of 15 November					
			Total		Paid		Unpaid	
			Male	Female	Male	Female	Male	Female
		(1)	(2)	(3)	(4)	(5)	(6)	(7)
G	Wholesale and Retail Trade; Repair of Motor Vehicles and Motorcycles	92,835	306,849	297,860	297,291	287,309	9,558	10,551
G451	Sale of motor vehicles	700	4,014	1,591	4,004	1,581	10	10
G452	Maintenance and repair of motor vehicles	1,906	7,765	3,821	6,803	3,288	961	533
G453	Sale of motor vehicle parts and accessories	3,136	12,526	5,876	12,024	5,604	502	273
G454	Sale, maintenance and repair of motorcycles and related parts and accessories	6,022	26,840	13,856	26,840	13,856	-	-
G461	Wholesale on a fee or contract basis	286	1,388	942	1,388	934	-	8
G462	Wholesale of agricultural raw materials and live animals	1,725	8,387	4,211	8,028	3,739	359	472
G463	Wholesale of food, beverages and tobacco	2,004	10,130	5,917	10,060	5,734	69	183
G464	Wholesale of household goods	3,079	13,917	9,768	13,832	9,636	85	132
G465	Wholesale of machinery, equipment and supplies	1,570	7,425	4,612	7,193	4,492	233	120
G466	Other specialized wholesale	2,661	13,508	8,076	13,248	7,873	260	203
G469	Non-specialized wholesale trade	52	199	115	184	115	16	-
G471	Retail sale in non-specialized stores	6,498	23,779	30,244	21,637	28,083	2,141	2,161
G472	Retail sale of food, beverages and tobacco in specialized stores	8,823	22,960	19,903	22,495	19,450	465	453
G473	Retail sale of automotive fuel in specialized stores	3,876	22,125	12,317	21,741	12,189	384	128
G474	Retail sale of information and communications equipment in specialized stores	4,948	11,777	13,348	11,235	13,297	542	51
G475	Retail sale of other household equipment in specialized stores	12,409	55,574	39,515	54,064	38,419	1,510	1,096
G476	Retail sale of cultural and recreation goods in specialized stores	2,808	7,750	11,150	7,524	10,750	226	400
G477	Retail sale of other goods in specialized stores	29,967	56,179	112,022	54,384	107,695	1,795	4,327
G479	Retail trade not in stores, stalls or markets	365	606	575	606	575	-	-

TABLE 2b.1 Number of Establishments and Research and Development (R&D) Personnel by Sex for Wholesale and Retail Trade; Repair of Motor Vehicles and Motorcycles Establishments with Total Employment of Less than 20 by Industry Group: Philippines, 2017

(Details may not add-up to total due to rounding and/or statistical disclosure control)

2009 PSIC Code	Industry Description	Number of Establishments	R & D Personnel as of 15 November		
			Total	Male	Female
		(1)	(2)	(3)	(4)
G	Wholesale and Retail Trade; Repair of Motor Vehicles and Motorcycles	92,835	314	187	127
G451	Sale of motor vehicles	700	-	-	-
G452	Maintenance and repair of motor vehicles	1,906	251	126	126
G453	Sale of motor vehicle parts and accessories	3,136	-	-	-
G454	Sale, maintenance and repair of motorcycles and related parts and accessories	6,022	-	-	-
G461	Wholesale on a fee or contract basis	286	7	7	-
G462	Wholesale of agricultural raw materials and live animals	1,725	-	-	-
G463	Wholesale of food, beverages and tobacco	2,004	-	-	-
G464	Wholesale of household goods	3,079	1	-	1
G465	Wholesale of machinery, equipment and supplies	1,570	2	2	-
G466	Other specialized wholesale	2,661	53	53	-
G469	Non-specialized wholesale trade	52	-	-	-
G471	Retail sale in non-specialized stores	6,498	-	-	-
G472	Retail sale of food, beverages and tobacco in specialized stores	8,823	-	-	-
G473	Retail sale of automotive fuel in specialized stores	3,876	-	-	-
G474	Retail sale of information and communications equipment in specialized stores	4,948	-	-	-
G475	Retail sale of other household equipment in specialized stores	12,409	-	-	-
G476	Retail sale of cultural and recreation goods in specialized stores	2,808	-	-	-
G477	Retail sale of other goods in specialized stores	29,967	-	-	-
G479	Retail trade not in stores, stalls or markets	365	-	-	-

TABLE 3b Number of Establishments and Compensation of Employees by Type for Wholesale and Retail Trade; Repair of Motor Vehicles and Motorcycles
Establishments with Total Employment of Less than 20 by Industry Group: Philippines, 2017

(Values are in thousand pesos, except number of establishments. Details may not add-up to total due to rounding and/or statistical disclosure control.)

2009 PSIC Code	Industry Description	Number of Establishments	Compensation			
			Total	Gross Salaries and Wages	Separation/ Retirement/ Terminal Pay, Gratuities, etc.	Employer's contribution to SSS/GSIS, ECC,etc.
		(1)	(2)	(3)	(4)	(5)
G	Wholesale and Retail Trade; Repair of Motor Vehicles and Motorcycles	92,835	84,898,228	76,693,377	2,072,633	6,132,219
G451	Sale of motor vehicles	700	820,664	760,412	641	59,611
G452	Maintenance and repair of motor vehicles	1,906	972,356	917,996	1,942	52,418
G453	Sale of motor vehicle parts and accessories	3,136	2,277,901	2,105,728	18,428	153,744
G454	Sale, maintenance and repair of motorcycles and related parts and accessories	6,022	5,833,426	5,368,388	74,536	390,503
G461	Wholesale on a fee or contract basis	286	446,438	419,013	2,143	25,283
G462	Wholesale of agricultural raw materials and live animals	1,725	1,071,511	964,493	29,653	77,366
G463	Wholesale of food, beverages and tobacco	2,004	2,265,963	2,085,623	33,680	146,661
G464	Wholesale of household goods	3,079	4,172,407	3,729,666	160,570	282,171
G465	Wholesale of machinery, equipment and supplies	1,570	2,839,549	2,518,567	142,863	178,119
G466	Other specialized wholesale	2,661	3,350,100	3,069,434	76,939	203,726
G469	Non-specialized wholesale trade	52	60,667	55,361	1,187	4,119
G471	Retail sale in non-specialized stores	6,498	6,482,711	5,683,160	76,159	723,392
G472	Retail sale of food, beverages and tobacco in specialized stores	8,823	5,318,845	4,406,760	657,098	254,987
G473	Retail sale of automotive fuel in specialized stores	3,876	3,193,542	3,018,116	-	175,427
G474	Retail sale of information and communications equipment in specialized stores	4,948	3,476,499	3,218,500	31,499	226,500
G475	Retail sale of other household equipment in specialized stores	12,409	11,593,374	10,476,501	260,661	856,212
G476	Retail sale of cultural and recreation goods in specialized stores	2,808	4,076,549	3,791,141	53,462	231,946
G477	Retail sale of other goods in specialized stores	29,967	26,527,197	23,997,665	447,994	2,081,538
G479	Retail trade not in stores, stalls or markets	365	118,529	106,852	3,179	8,498

TABLE 4b Number of Establishments and Income by Type for Wholesale and Retail Trade; Repair of Motor Vehicles and Motorcycles Establishments with Total Employment of Less than 20 by Industry Group: Philippines, 2017

(Values are in thousand pesos, except number of establishments. Details may not add-up to total due to rounding and/or statistical disclosure control.)

2009 PSIC Code	Industry Description	Number of Establishments	Income				
			Total	Sale of Goods	Commissions and Fees Earned	Maintenance and Repair of Motor Vehicles and Motorcycles	Service and Installation Work of Goods Sold
		(1)	(2)	(3)	(4)	(5)	(6)
G	Wholesale and Retail Trade; Repair of Motor Vehicles and Motorcycles	92,835	1,923,136,875	1,870,766,559	11,429,884	9,132,605	4,145,098
G451	Sale of motor vehicles	700	17,733,677	16,485,502	337,692	336,501	434,396
G452	Maintenance and repair of motor vehicles	1,906	9,356,579	1,890,210	-	7,311,253	92,973
G453	Sale of motor vehicle parts and accessories	3,136	32,806,752	31,957,371	18,508	597,944	159,078
G454	Sale, maintenance and repair of motorcycles and related parts and accessories	6,022	136,538,677	134,494,577	240,944	356,319	6,187
G461	Wholesale on a fee or contract basis	286	7,101,332	236,269	6,767,496	-	1,173
G462	Wholesale of agricultural raw materials and live animals	1,725	12,950,340	12,757,288	53,766	-	-
G463	Wholesale of food, beverages and tobacco	2,004	60,434,061	59,520,910	197,675	123,170	-
G464	Wholesale of household goods	3,079	77,934,206	76,841,307	241,060	7,087	155,535
G465	Wholesale of machinery, equipment and supplies	1,570	53,979,498	52,785,025	176,304	74,057	362,190
G466	Other specialized wholesale	2,661	187,488,650	185,078,848	265,991	385	709,951
G469	Non-specialized wholesale trade	52	868,875	868,875	-	-	-
G471	Retail sale in non-specialized stores	6,498	228,656,653	219,749,737	140,182	-	399,907
G472	Retail sale of food, beverages and tobacco in specialized stores	8,823	85,559,952	84,185,097	865,099	-	-
G473	Retail sale of automotive fuel in specialized stores	3,876	203,208,671	202,586,220	331,262	-	-
G474	Retail sale of information and communications equipment in specialized stores	4,948	84,594,479	84,401,951	28,368	-	67,573
G475	Retail sale of other household equipment in specialized stores	12,409	253,199,959	244,857,395	188,872	174,628	824,270
G476	Retail sale of cultural and recreation goods in specialized stores	2,808	57,144,964	55,829,191	731,375	19,638	17,199
G477	Retail sale of other goods in specialized stores	29,967	412,041,122	404,814,979	825,820	131,621	914,665
G479	Retail trade not in stores, stalls or markets	365	1,538,426	1,425,805	19,469	-	-

Continued

TABLE 4b --Concluded

2009 PSIC Code	Industry Description	Income						
		Non-Industrial Service Done for Others	Delivery Charges Separately Invoiced	Interest Income	Dividend Income	Royalty Income	Franchise Income	Other Income
		(7)	(8)	(9)	(10)	(11)	(12)	(13)
G	Wholesale and Retail Trade; Repair of Motor Vehicles and Motorcycles	8,819,996	127,763	2,934,938	3,032,353	51,226	3,698,661	8,997,793
G451	Sale of motor vehicles	89,515	-	50,070	-	-	-	-
G452	Maintenance and repair of motor vehicles	59,783	-	360	-	-	-	2,000
G453	Sale of motor vehicle parts and accessories	51,789	7,584	6,745	-	-	-	7,733
G454	Sale, maintenance and repair of motorcycles and related parts and accessories	928,306	288	5,242	342,505	-	-	164,307
G461	Wholesale on a fee or contract basis	63,793	5,292	2,074	13	-	-	25,222
G462	Wholesale of agricultural raw materials and live animals	40,947	-	23,488	-	-	-	74,851
G463	Wholesale of food, beverages and tobacco	404,952	-	29,396	1,873	8	-	156,077
G464	Wholesale of household goods	374,249	-	70,632	722	72	375	243,167
G465	Wholesale of machinery, equipment and supplies	371,082	198	124,829	5,526	-	-	80,287
G466	Other specialized wholesale	182,047	273	159,374	-	50,271	173,735	867,776
G469	Non-specialized wholesale trade	-	-	-	-	-	-	-
G471	Retail sale in non-specialized stores	1,424,545	-	340,596	142,405	-	3,492,865	2,966,416
G472	Retail sale of food, beverages and tobacco in specialized stores	44,043	15,983	382,541	24	-	-	67,165
G473	Retail sale of automotive fuel in specialized stores	189,913	-	34,958	-	-	-	66,317
G474	Retail sale of information and communications equipment in specialized stores	17,396	573	78,352	-	-	-	266
G475	Retail sale of other household equipment in specialized stores	1,680,755	76,973	458,785	2,181,876	-	-	2,756,405
G476	Retail sale of cultural and recreation goods in specialized stores	82,975	19,437	330,811	2,216	-	7,073	105,049
G477	Retail sale of other goods in specialized stores	2,792,630	1,162	764,808	355,192	875	24,614	1,414,755
G479	Retail trade not in stores, stalls or markets	21,275	-	71,876	-	-	-	-

**TABLE 4b.1 Number of Establishments and Sales of Goods by Mode of Sale for Wholesale and Retail Trade; Repair of Motor Vehicles and Motorcycles
Establishments with Total Employment of Less than 20 by Industry Group: Philippines, 2017**

(Values are in thousand pesos, except number of establishments. Details may not add-up to total due to rounding and/or statistical disclosure control.)

2009 PSIC Code	Industry Description	Number of Establishments	Sale of Goods			
			Total	Sales to Domestic Market	Direct Exports	Sales to Exporters
		(1)	(2)	(3)	(4)	(5)
G	Wholesale and Retail Trade; Repair of Motor Vehicles and Motorcycles	92,835	1,870,766,559	1,862,421,138	5,016,435	3,328,986
G451	Sale of motor vehicles	700	16,485,502	16,485,502	-	-
G452	Maintenance and repair of motor vehicles	1,906	1,890,210	1,890,210	-	-
G453	Sale of motor vehicle parts and accessories	3,136	31,957,371	31,957,371	-	-
G454	Sale, maintenance and repair of motorcycles and related parts and accessories	6,022	134,494,577	134,494,577	-	-
G461	Wholesale on a fee or contract basis	286	236,269	198,654	37,615	-
G462	Wholesale of agricultural raw materials and live animals	1,725	12,757,288	12,051,175	-	706,113
G463	Wholesale of food, beverages and tobacco	2,004	59,520,910	59,520,910	-	-
G464	Wholesale of household goods	3,079	76,841,307	76,092,541	674,806	73,961
G465	Wholesale of machinery, equipment and supplies	1,570	52,785,025	50,020,421	1,154,654	1,609,950
G466	Other specialized wholesale	2,661	185,078,848	182,581,196	2,495,012	2,640
G469	Non-specialized wholesale trade	52	868,875	868,875	-	-
G471	Retail sale in non-specialized stores	6,498	219,749,737	219,708,873	18,260	22,604
G472	Retail sale of food, beverages and tobacco in specialized stores	8,823	84,185,097	83,221,891	109,950	853,257
G473	Retail sale of automotive fuel in specialized stores	3,876	202,586,220	202,586,220	-	-
G474	Retail sale of information and communications equipment in specialized stores	4,948	84,401,951	84,401,951	-	-
G475	Retail sale of other household equipment in specialized stores	12,409	244,857,395	244,522,986	273,949	60,460
G476	Retail sale of cultural and recreation goods in specialized stores	2,808	55,829,191	55,829,191	-	-
G477	Retail sale of other goods in specialized stores	29,967	404,814,979	404,562,788	252,191	-
G479	Retail trade not in stores, stalls or markets	365	1,425,805	1,425,805	-	-

TABLE 4b.2 Number of Establishments and Income from Non-Industrial Services Done for Others by Type for Wholesale and Retail Trade; Repair of Motor Vehicles and Motorcycles Establishments with Total Employment of Less than 20 by Industry Group: Philippines, 2017

(Values are in thousand pesos, except number of establishments. Details may not add-up to total due to rounding and/or statistical disclosure control.)

2009 PSIC Code	Industry Description	Number of Establishments	Income from Non-Industrial Services Done for Others						
			Total	Rent Income from Land	Rental Income from Buildings, Warehouses and Other Structures	Rental income from Machinery and Transport Equipment	Rental Income from Office Equipment	Other Rental Income	Other Non-Industrial Services Done for Others
			(1)	(2)	(3)	(4)	(5)	(6)	(7)
G	Wholesale and Retail Trade; Repair of Motor Vehicles and Motorcycles	92,835	8,819,996	277,990	5,307,918	468,494	17,148	182,944	2,565,502
G451	Sale of motor vehicles	700	89,515	-	89,515	-	-	-	-
G452	Maintenance and repair of motor vehicles	1,906	59,783	-	38,833	20,950	-	-	-
G453	Sale of motor vehicle parts and accessories	3,136	51,789	-	51,789	-	-	-	-
G454	Sale, maintenance and repair of motorcycles and related parts and accessories	6,022	928,306	683	-	6,833	-	-	920,790
G461	Wholesale on a fee or contract basis	286	63,793	-	19,041	-	-	44,752	-
G462	Wholesale of agricultural raw materials and live animals	1,725	40,947	722	-	38,284	-	766	1,175
G463	Wholesale of food, beverages and tobacco	2,004	404,952	90,239	253,877	60,797	-	-	39
G464	Wholesale of household goods	3,079	374,249	3,050	67,272	-	-	44,912	259,015
G465	Wholesale of machinery, equipment and supplies	1,570	371,082	10,354	25,599	289	5,394	-	329,446
G466	Other specialized wholesale	2,661	182,047	4,586	172,541	3,627	-	-	1,293
G469	Non-specialized wholesale trade	52	-	-	-	-	-	-	-
G471	Retail sale in non-specialized stores	6,498	1,424,545	-	620,943	121,854	-	42,085	639,662
G472	Retail sale of food, beverages and tobacco in specialized stores	8,823	44,043	-	19,564	500	-	8,459	15,520
G473	Retail sale of automotive fuel in specialized stores	3,876	189,913	163,896	26,017	-	-	-	-
G474	Retail sale of information and communications equipment in specialized stores	4,948	17,396	-	17,396	-	-	-	-
G475	Retail sale of other household equipment in specialized stores	12,409	1,680,755	-	1,594,621	14,676	-	3,380	68,077
G476	Retail sale of cultural and recreation goods in specialized stores	2,808	82,975	-	66,027	-	-	16,362	586
G477	Retail sale of other goods in specialized stores	29,967	2,792,630	4,460	2,223,786	200,683	11,754	22,050	329,898
G479	Retail trade not in stores, stalls or markets	365	21,275	-	21,096	-	-	179	-

TABLE 4b.3 Number of Establishments and Other Income by Type for Wholesale and Retail Trade; Repair of Motor Vehicles and Motorcycles Establishments with Total Employment of Less than 20 by Industry Group: Philippines, 2017

(Values are in thousand pesos, except number of establishments. Details may not add-up to total due to rounding and/or statistical disclosure control.)

2009 PSIC Code	Industry Description	Number of Establishments	Other Income				
			Total	Foreign Exchange Gains	Gain from Sale of Assets	Gain from Sale of Investments and Marketable Securities	Others
			(1)	(2)	(3)	(4)	(5)
G	Wholesale and Retail Trade; Repair of Motor Vehicles and Motorcycles	92,835	8,997,793	393,472	343,922	2,031,817	6,228,582
G451	Sale of motor vehicles	700	-	-	-	-	-
G452	Maintenance and repair of motor vehicles	1,906	2,000	2,000	-	-	-
G453	Sale of motor vehicle parts and accessories	3,136	7,733	-	-	-	7,733
G454	Sale, maintenance and repair of motorcycles and related parts and accessories	6,022	164,307	-	423	7,203	156,682
G461	Wholesale on a fee or contract basis	286	25,222	-	8,071	-	17,151
G462	Wholesale of agricultural raw materials and live animals	1,725	74,851	18,842	177	-	55,832
G463	Wholesale of food, beverages and tobacco	2,004	156,077	17,225	34,395	912	103,544
G464	Wholesale of household goods	3,079	243,167	49,613	5,107	20,503	167,944
G465	Wholesale of machinery, equipment and supplies	1,570	80,287	9,667	1,272	185	69,162
G466	Other specialized wholesale	2,661	867,776	118,196	3,950	57,975	687,655
G469	Non-specialized wholesale trade	52	-	-	-	-	-
G471	Retail sale in non-specialized stores	6,498	2,966,416	3,087	29	-	2,963,300
G472	Retail sale of food, beverages and tobacco in specialized stores	8,823	67,165	32,768	20	-	34,376
G473	Retail sale of automotive fuel in specialized stores	3,876	66,317	66,228	89	-	-
G474	Retail sale of information and communications equipment in specialized stores	4,948	266	-	-	-	266
G475	Retail sale of other household equipment in specialized stores	12,409	2,756,405	60,316	246,167	1,944,612	505,309
G476	Retail sale of cultural and recreation goods in specialized stores	2,808	105,049	174	6,859	425	97,590
G477	Retail sale of other goods in specialized stores	29,967	1,414,755	15,355	37,362	-	1,362,039
G479	Retail trade not in stores, stalls or markets	365	-	-	-	-	-

TABLE 4b.4 Number of Establishments and Gross Margin for Wholesale and Retail Trade; Repair of Motor Vehicles and Motorcycles Establishments with Total Employment of Less than 20 by Industry Group: Philippines, 2017

(Values are in thousand pesos, except number of establishments. Details may not add-up to total due to rounding and/or statistical disclosure control.)

2009 PSIC Code	Industry Description	Number of Establishments	Gross Margin	Sale of Goods	Cost of Goods Sold
		(1)	(2)	(3)	(4)
G	Wholesale and Retail Trade; Repair of Motor Vehicles and Motorcycles	92,835	359,335,903	1,870,766,559	1,511,430,656
G451	Sale of motor vehicles	700	1,367,813	16,485,502	15,117,689
G452	Maintenance and repair of motor vehicles	1,906	822,916	1,890,210	1,067,295
G453	Sale of motor vehicle parts and accessories	3,136	4,913,214	31,957,371	27,044,158
G454	Sale, maintenance and repair of motorcycles and related parts and accessories	6,022	30,511,155	134,494,577	103,983,422
G461	Wholesale on a fee or contract basis	286	11,264	236,269	225,005
G462	Wholesale of agricultural raw materials and live animals	1,725	2,384,553	12,757,288	10,372,735
G463	Wholesale of food, beverages and tobacco	2,004	7,618,193	59,520,910	51,902,718
G464	Wholesale of household goods	3,079	16,729,038	76,841,307	60,112,269
G465	Wholesale of machinery, equipment and supplies	1,570	11,129,752	52,785,025	41,655,273
G466	Other specialized wholesale	2,661	32,832,297	185,078,848	152,246,550
G469	Non-specialized wholesale trade	52	220,626	868,875	648,249
G471	Retail sale in non-specialized stores	6,498	39,031,684	219,749,737	180,718,053
G472	Retail sale of food, beverages and tobacco in specialized stores	8,823	20,054,790	84,185,097	64,130,308
G473	Retail sale of automotive fuel in specialized stores	3,876	24,250,687	202,586,220	178,335,533
G474	Retail sale of information and communications equipment in specialized stores	4,948	15,492,448	84,401,951	68,909,503
G475	Retail sale of other household equipment in specialized stores	12,409	51,401,924	244,857,395	193,455,472
G476	Retail sale of cultural and recreation goods in specialized stores	2,808	14,653,866	55,829,191	41,175,325
G477	Retail sale of other goods in specialized stores	29,967	85,453,608	404,814,979	319,361,371
G479	Retail trade not in stores, stalls or markets	365	456,075	1,425,805	969,731

TABLE 5b Number of Establishments and Expense by Type for Wholesale and Retail Trade; Repair of Motor Vehicles and Motorcycles Establishments with Total Employment of Less than 20 by Industry Group: Philippines, 2017

(Values are in thousand pesos, except number of establishments. Details may not add-up to total due to rounding and/or statistical disclosure control.)

2009 PSIC Code	Industry Description	Number of Establishments	Expense				
			Total	Cost of Goods Sold	Total Compensation	Materials and Supplies	Fuels, Lubricants, Oils and Greases
		(1)	(2)	(3)	(4)	(5)	(6)
G	Wholesale and Retail Trade; Repair of Motor Vehicles and Motorcycles	92,835	1,829,427,394	1,511,430,656	84,898,228	17,506,906	6,276,281
G451	Sale of motor vehicles	700	16,924,616	15,117,689	820,664	35,759	34,010
G452	Maintenance and repair of motor vehicles	1,906	6,720,927	1,067,295	972,356	1,366,801	70,510
G453	Sale of motor vehicle parts and accessories	3,136	31,875,469	27,044,158	2,277,901	147,583	190,693
G454	Sale, maintenance and repair of motorcycles and related parts and accessories	6,022	121,434,325	103,983,422	5,833,426	533,231	344,093
G461	Wholesale on a fee or contract basis	286	6,515,336	225,005	446,438	1,210,592	45,317
G462	Wholesale of agricultural raw materials and live animals	1,725	15,082,733	10,372,735	1,071,511	86,907	132,257
G463	Wholesale of food, beverages and tobacco	2,004	60,759,423	51,902,718	2,265,963	132,855	331,675
G464	Wholesale of household goods	3,079	73,815,235	60,112,269	4,172,407	254,188	332,734
G465	Wholesale of machinery, equipment and supplies	1,570	49,745,184	41,655,273	2,839,549	342,208	185,741
G466	Other specialized wholesale	2,661	174,718,227	152,246,550	3,350,100	343,061	518,565
G469	Non-specialized wholesale trade	52	794,900	648,249	60,667	2,376	3,352
G471	Retail sale in non-specialized stores	6,498	218,354,655	180,718,053	6,482,711	1,617,551	736,970
G472	Retail sale of food, beverages and tobacco in specialized stores	8,823	82,427,283	64,130,308	5,318,845	1,260,232	449,309
G473	Retail sale of automotive fuel in specialized stores	3,876	194,979,394	178,335,533	3,193,542	6,099,482	275,755
G474	Retail sale of information and communications equipment in specialized stores	4,948	81,555,902	68,909,503	3,476,499	265,869	138,613
G475	Retail sale of other household equipment in specialized stores	12,409	235,109,214	193,455,472	11,593,374	1,193,453	1,523,600
G476	Retail sale of cultural and recreation goods in specialized stores	2,808	53,898,876	41,175,325	4,076,549	372,399	117,064
G477	Retail sale of other goods in specialized stores	29,967	403,242,744	319,361,371	26,527,197	2,232,925	835,785
G479	Retail trade not in stores, stalls or markets	365	1,472,950	969,731	118,529	9,434	10,240

Continued

TABLE 5b --Continued

2009 PSIC Code	Industry Description	Expense						
		Electricity	Water	Non-Industrial Services Done by Others	Industrial Services Done by Others	Taxes on Products and Other Taxes on Production	Interest Expense	Research and Development
		(7)	(8)	(9)	(10)	(11)	(12)	(13)
G	Wholesale and Retail Trade; Repair of Motor Vehicles and Motorcycles	15,976,599	3,987,281	114,752,190	15,749,031	20,275,272	10,107,718	7,942
G451	Sale of motor vehicles	59,001	14,233	333,833	47,275	81,162	51,838	-
G452	Maintenance and repair of motor vehicles	111,696	35,325	2,109,620	114,104	86,708	501,417	1,257
G453	Sale of motor vehicle parts and accessories	174,514	41,837	1,154,426	116,207	422,989	104,148	-
G454	Sale, maintenance and repair of motorcycles and related parts and accessories	387,162	119,093	6,326,201	608,487	2,459,950	11,103	-
G461	Wholesale on a fee or contract basis	82,353	18,569	3,649,803	604,449	95,946	18,301	550
G462	Wholesale of agricultural raw materials and live animals	90,185	27,654	504,520	100,846	101,252	2,413,109	-
G463	Wholesale of food, beverages and tobacco	199,034	38,695	1,896,613	398,416	804,873	2,241,755	-
G464	Wholesale of household goods	348,108	72,765	4,335,589	1,252,698	1,351,660	511,970	149
G465	Wholesale of machinery, equipment and supplies	195,040	48,455	2,632,728	699,563	447,180	113,919	404
G466	Other specialized wholesale	696,473	292,891	8,995,576	725,821	3,561,771	293,865	5,583
G469	Non-specialized wholesale trade	4,084	1,583	41,030	7,073	20,360	246	-
G471	Retail sale in non-specialized stores	3,620,001	1,126,582	12,855,496	4,157,583	1,965,176	220,997	-
G472	Retail sale of food, beverages and tobacco in specialized stores	1,223,837	191,947	6,102,211	456,536	527,236	415,702	-
G473	Retail sale of automotive fuel in specialized stores	432,632	99,912	2,563,156	130,218	853,316	852,627	-
G474	Retail sale of information and communications equipment in specialized stores	449,743	139,250	6,527,476	689,301	460,465	267,095	-
G475	Retail sale of other household equipment in specialized stores	3,215,840	792,850	12,887,352	2,572,566	2,742,204	532,366	-
G476	Retail sale of cultural and recreation goods in specialized stores	673,649	109,921	5,538,793	437,502	814,493	81,038	-
G477	Retail sale of other goods in specialized stores	3,999,991	813,717	36,161,532	2,493,026	3,467,199	1,434,413	-
G479	Retail trade not in stores, stalls or markets	13,257	2,002	136,236	137,359	11,331	41,808	-

Continued

TABLE 5b --Concluded

2009 PSIC Code	Industry Description	Expense						
		Environmental Protection	Royalty Fee	Franchise Fee	Management Fee	Amortization	Depreciation	Other Expense
		(14)	(15)	(16)	(17)	(18)	(19)	(20)
G	Wholesale and Retail Trade; Repair of Motor Vehicles and Motorcycles	6,287	2,975,478	278,629	2,061,995	301,361	16,270,563	6,564,976
G451	Sale of motor vehicles	18	-	-	155,781	-	147,568	25,788
G452	Maintenance and repair of motor vehicles	-	31,417	-	-	-	228,162	24,260
G453	Sale of motor vehicle parts and accessories	1,319	-	-	12,288	-	160,462	26,945
G454	Sale, maintenance and repair of motorcycles and related parts and accessories	-	-	-	7,127	48,307	442,780	329,943
G461	Wholesale on a fee or contract basis	-	-	-	-	278	47,588	70,146
G462	Wholesale of agricultural raw materials and live animals	65	-	-	-	-	131,012	50,681
G463	Wholesale of food, beverages and tobacco	-	46,952	-	3,170	9,054	352,505	135,145
G464	Wholesale of household goods	1,580	147	24,630	63,722	5,937	491,226	483,454
G465	Wholesale of machinery, equipment and supplies	-	48,996	8,218	50,497	1,272	257,642	218,497
G466	Other specialized wholesale	-	330,252	33	389	3,279	1,309,015	2,045,003
G469	Non-specialized wholesale trade	-	-	-	3,150	-	1,213	1,518
G471	Retail sale in non-specialized stores	7	883,020	135,823	98,836	7,352	3,088,722	639,774
G472	Retail sale of food, beverages and tobacco in specialized stores	1,978	1,022,598	39,820	27,801	7	1,103,105	155,811
G473	Retail sale of automotive fuel in specialized stores	320	7,925	-	-	53,730	1,919,152	162,093
G474	Retail sale of information and communications equipment in specialized stores	-	2,083	-	-	561	125,801	103,642
G475	Retail sale of other household equipment in specialized stores	-	27,036	49,938	1,285,774	115,805	2,328,263	793,323
G476	Retail sale of cultural and recreation goods in specialized stores	253	35,596	632	4,363	32,345	359,439	69,517
G477	Retail sale of other goods in specialized stores	746	535,475	19,535	348,098	23,433	3,763,826	1,224,476
G479	Retail trade not in stores, stalls or markets	-	3,980	-	1,001	-	13,082	4,962

TABLE 5b.1 Number of Establishments and Cost of Goods Sold for Wholesale and Retail Trade; Repair of Motor Vehicles and Motorcycles Establishments with Total Employment of Less than 20 by Industry Group: Philippines, 2017

(Values are in thousand pesos, except number of establishments. Details may not add-up to total due to rounding and/or statistical disclosure control.)

2009 PSIC Code	Industry Description	Number of Establishments	Cost of Goods Sold			
			Total	Goods for Resale Inventories, Beginning	Goods Purchased for Resale	Goods for Resale Inventories, Ending
		(1)	(2)	(3)	(4)	(5)
G	Wholesale and Retail Trade; Repair of Motor Vehicles and Motorcycles	92,835	1,511,430,656	340,467,121	1,532,778,555	361,815,020
G451	Sale of motor vehicles	700	15,117,689	4,130,751	15,415,755	4,428,817
G452	Maintenance and repair of motor vehicles	1,906	1,067,295	1,001,930	917,479	852,115
G453	Sale of motor vehicle parts and accessories	3,136	27,044,158	8,829,685	27,282,071	9,067,599
G454	Sale, maintenance and repair of motorcycles and related parts and accessories	6,022	103,983,422	16,495,631	110,985,703	23,497,912
G461	Wholesale on a fee or contract basis	286	225,005	509,813	225,547	510,355
G462	Wholesale of agricultural raw materials and live animals	1,725	10,372,735	4,487,852	8,065,670	2,180,786
G463	Wholesale of food, beverages and tobacco	2,004	51,902,718	10,480,100	50,599,817	9,177,199
G464	Wholesale of household goods	3,079	60,112,269	16,056,202	60,428,530	16,372,463
G465	Wholesale of machinery, equipment and supplies	1,570	41,655,273	8,563,671	42,042,214	8,950,612
G466	Other specialized wholesale	2,661	152,246,550	15,684,499	152,251,747	15,689,696
G469	Non-specialized wholesale trade	52	648,249	279,123	666,828	297,702
G471	Retail sale in non-specialized stores	6,498	180,718,053	19,490,517	182,596,676	21,369,140
G472	Retail sale of food, beverages and tobacco in specialized stores	8,823	64,130,308	5,759,881	63,531,809	5,161,383
G473	Retail sale of automotive fuel in specialized stores	3,876	178,335,533	16,810,073	197,305,045	35,779,585
G474	Retail sale of information and communications equipment in specialized stores	4,948	68,909,503	13,995,031	70,514,533	15,600,061
G475	Retail sale of other household equipment in specialized stores	12,409	193,455,472	50,332,300	194,414,053	51,290,882
G476	Retail sale of cultural and recreation goods in specialized stores	2,808	41,175,325	16,439,228	39,772,287	15,036,190
G477	Retail sale of other goods in specialized stores	29,967	319,361,371	130,818,540	314,773,108	126,230,278
G479	Retail trade not in stores, stalls or markets	365	969,731	302,292	989,684	322,245

TABLE 5b.2 Number of Establishments and Expense for Industrial Services Done by Others for Wholesale and Retail Trade; Repair of Motor Vehicles and Motorcycles Establishments with Total Employment of Less than 20 by Industry Group: Philippines, 2017

(Values are in thousand pesos, except number of establishments. Details may not add-up to total due to rounding and/or statistical disclosure control.)

2009 PSIC Code	Industry Description	Number of Establishments	Industrial Services Done by Others		
			Total	Contract and Commission Work Done by Others	Other Industrial Services Done by Others
		(1)	(2)	(3)	(4)
G	Wholesale and Retail Trade; Repair of Motor Vehicles and Motorcycles	92,835	15,749,031	5,888,163	9,860,868
G451	Sale of motor vehicles	700	47,275	18,432	28,843
G452	Maintenance and repair of motor vehicles	1,906	114,104	11,449	102,655
G453	Sale of motor vehicle parts and accessories	3,136	116,207	73,007	43,200
G454	Sale, maintenance and repair of motorcycles and related parts and accessories	6,022	608,487	16,779	591,708
G461	Wholesale on a fee or contract basis	286	604,449	103,203	501,246
G462	Wholesale of agricultural raw materials and live animals	1,725	100,846	646	100,200
G463	Wholesale of food, beverages and tobacco	2,004	398,416	54,510	343,905
G464	Wholesale of household goods	3,079	1,252,698	624,407	628,291
G465	Wholesale of machinery, equipment and supplies	1,570	699,563	492,083	207,480
G466	Other specialized wholesale	2,661	725,821	180,343	545,478
G469	Non-specialized wholesale trade	52	7,073	-	7,073
G471	Retail sale in non-specialized stores	6,498	4,157,583	1,574,746	2,582,838
G472	Retail sale of food, beverages and tobacco in specialized stores	8,823	456,536	56,329	400,207
G473	Retail sale of automotive fuel in specialized stores	3,876	130,218	-	130,218
G474	Retail sale of information and communications equipment in specialized stores	4,948	689,301	46,607	642,695
G475	Retail sale of other household equipment in specialized stores	12,409	2,572,566	1,433,542	1,139,023
G476	Retail sale of cultural and recreation goods in specialized stores	2,808	437,502	356,343	81,160
G477	Retail sale of other goods in specialized stores	29,967	2,493,026	803,538	1,689,487
G479	Retail trade not in stores, stalls or markets	365	137,359	42,199	95,159

TABLE 5b.3 Number of Establishments and Expense for Non-Industrial Services Done by Others for Wholesale and Retail Trade; Repair of Motor Vehicles and Motorcycles Establishments with Total Employment of Less than 20 by Industry Group: Philippines, 2017

(Values are in thousand pesos, except number of establishments. Details may not add-up to total due to rounding and/or statistical disclosure control.)

2009 PSIC Code	Industry Description	Number of Establishments	Non-Industrial Done by Others					
			Total	Rent Expense from Land	Rental Expense from Buildings, Warehouses and Other Structures	Rental Expense from Machinery and Transport Equipment	Rental Expense from Office Equipment	Other Rental Expense
			(1)	(2)	(3)	(4)	(5)	(6)
G	Wholesale and Retail Trade; Repair of Motor Vehicles and Motorcycles	92,835	114,752,190	2,360,297	49,669,662	2,946,382	68,818	482,344
G451	Sale of motor vehicles	700	333,833	3,625	107,028	630	-	-
G452	Maintenance and repair of motor vehicles	1,906	2,109,620	38,567	128,959	4,697	-	-
G453	Sale of motor vehicle parts and accessories	3,136	1,154,426	45,448	487,921	19,543	-	-
G454	Sale, maintenance and repair of motorcycles and related parts and accessories	6,022	6,326,201	64,093	2,747,702	574,133	58	-
G461	Wholesale on a fee or contract basis	286	3,649,803	26,686	84,292	18,258	-	1,226
G462	Wholesale of agricultural raw materials and live animals	1,725	504,520	15,496	71,373	5,772	-	-
G463	Wholesale of food, beverages and tobacco	2,004	1,896,613	62,676	372,961	1,993	14,438	-
G464	Wholesale of household goods	3,079	4,335,589	170,171	868,716	33,103	44,791	227
G465	Wholesale of machinery, equipment and supplies	1,570	2,632,728	28,391	569,606	33,559	888	163
G466	Other specialized wholesale	2,661	8,995,576	72,319	1,994,154	41,322	1,205	1,767
G469	Non-specialized wholesale trade	52	41,030	-	26,334	115	-	-
G471	Retail sale in non-specialized stores	6,498	12,855,496	907,542	3,930,213	1,522,741	542	197,316
G472	Retail sale of food, beverages and tobacco in specialized stores	8,823	6,102,211	76,830	2,714,903	55,204	315	13,506
G473	Retail sale of automotive fuel in specialized stores	3,876	2,563,156	357,336	258,278	39,718	-	66,555
G474	Retail sale of information and communications equipment in specialized stores	4,948	6,527,476	8,075	5,027,696	8,901	-	696
G475	Retail sale of other household equipment in specialized stores	12,409	12,887,352	136,466	5,218,403	342,418	2,221	193,508
G476	Retail sale of cultural and recreation goods in specialized stores	2,808	5,538,793	48,371	3,638,399	37,152	1,539	1,539
G477	Retail sale of other goods in specialized stores	29,967	36,161,532	295,645	21,391,752	204,620	2,820	5,841
G479	Retail trade not in stores, stalls or markets	365	136,236	2,559	30,970	2,501	-	-

Continued

TABLE 5b.3 --Concluded

2009 PSIC Code	Industry Description	Non-Industrial Done by Others					
		Communication Expense	Insurance Expense	Transport Service Expense	Marketing and Distribution Expense	Janitorial, Security and Messengerial Service Expense	Other Non-Industrial Services
		(8)	(9)	(10)	(11)	(12)	(13)
G	Wholesale and Retail Trade; Repair of Motor Vehicles and Motorcycles	3,850,000	1,806,425	8,407,105	10,067,505	7,114,942	27,978,712
G451	Sale of motor vehicles	21,651	7,917	44,192	44,773	46,232	57,784
G452	Maintenance and repair of motor vehicles	55,487	18,672	39,315	5,470	12,375	1,806,079
G453	Sale of motor vehicle parts and accessories	98,401	45,381	98,240	16,695	97,750	245,047
G454	Sale, maintenance and repair of motorcycles and related parts and accessories	248,754	95,429	200,248	715,861	243,388	1,436,534
G461	Wholesale on a fee or contract basis	13,621	22,174	78,836	154,170	196,631	3,053,908
G462	Wholesale of agricultural raw materials and live animals	23,942	29,397	92,625	2,801	108,720	154,393
G463	Wholesale of food, beverages and tobacco	86,099	102,613	550,291	76,204	204,909	424,428
G464	Wholesale of household goods	184,706	125,428	518,882	1,074,265	103,937	1,211,363
G465	Wholesale of machinery, equipment and supplies	143,669	80,594	274,951	292,971	63,891	1,144,046
G466	Other specialized wholesale	383,365	179,769	2,468,592	480,157	148,726	3,224,199
G469	Non-specialized wholesale trade	7,294	2,617	2,295	218	142	2,015
G471	Retail sale in non-specialized stores	279,367	172,120	1,001,295	805,426	1,752,452	2,286,481
G472	Retail sale of food, beverages and tobacco in specialized stores	136,805	76,097	323,385	1,024,866	34,633	1,645,667
G473	Retail sale of automotive fuel in specialized stores	179,107	114,410	97,653	498,797	445,070	506,232
G474	Retail sale of information and communications equipment in specialized stores	186,802	22,194	77,075	34,518	57,970	1,103,549
G475	Retail sale of other household equipment in specialized stores	775,917	208,825	1,367,631	1,232,536	748,190	2,661,235
G476	Retail sale of cultural and recreation goods in specialized stores	132,196	155,796	121,420	315,114	167,390	919,875
G477	Retail sale of other goods in specialized stores	884,379	345,204	1,040,729	3,286,381	2,673,599	6,030,562
G479	Retail trade not in stores, stalls or markets	8,438	1,787	9,450	6,283	8,935	65,313

TABLE 5b.4 Number of Establishments and Taxes on Products and Other Taxes on Production for Wholesale and Retail Trade; Repair of Motor Vehicles and Motorcycles Establishments with Total Employment of Less than 20 by Industry Group: Philippines, 2017

(Values are in thousand pesos, except number of establishments. Details may not add-up to total due to rounding and/or statistical disclosure control.)

2009 PSIC Code	Industry Description	Number of Establishments	Taxes on Products and Other Taxes on Production		
			Total	Taxes on Products	Other Taxes on Productions
		(1)	(2)	(3)	(4)
G	Wholesale and Retail Trade; Repair of Motor Vehicles and Motorcycles	92,835	20,275,272	3,483,656	16,791,616
G451	Sale of motor vehicles	700	81,162	3,744	77,418
G452	Maintenance and repair of motor vehicles	1,906	86,708	14,060	72,648
G453	Sale of motor vehicle parts and accessories	3,136	422,989	59,141	363,848
G454	Sale, maintenance and repair of motorcycles and related parts and accessories	6,022	2,459,950	1,471,583	988,367
G461	Wholesale on a fee or contract basis	286	95,946	15,543	80,403
G462	Wholesale of agricultural raw materials and live animals	1,725	101,252	6,376	94,876
G463	Wholesale of food, beverages and tobacco	2,004	804,873	147,476	657,398
G464	Wholesale of household goods	3,079	1,351,660	234,964	1,116,696
G465	Wholesale of machinery, equipment and supplies	1,570	447,180	36,578	410,603
G466	Other specialized wholesale	2,661	3,561,771	17,039	3,544,732
G469	Non-specialized wholesale trade	52	20,360	8,071	12,289
G471	Retail sale in non-specialized stores	6,498	1,965,176	724,901	1,240,275
G472	Retail sale of food, beverages and tobacco in specialized stores	8,823	527,236	31,606	495,630
G473	Retail sale of automotive fuel in specialized stores	3,876	853,316	224,072	629,244
G474	Retail sale of information and communications equipment in specialized stores	4,948	460,465	15,607	444,859
G475	Retail sale of other household equipment in specialized stores	12,409	2,742,204	261,912	2,480,293
G476	Retail sale of cultural and recreation goods in specialized stores	2,808	814,493	10,084	804,409
G477	Retail sale of other goods in specialized stores	29,967	3,467,199	200,809	3,266,390
G479	Retail trade not in stores, stalls or markets	365	11,331	93	11,238

TABLE 5b.5 Number of Establishments and Other Expense by Type for Wholesale and Retail Trade; Repair of Motor Vehicles and Motorcycles Establishments with Total Employment of Less than 20 by Industry Group: Philippines, 2017

(Values are in thousand pesos, except number of establishments. Details may not add-up to total due to rounding and/or statistical disclosure control.)

2009 PSIC Code	Industry Description	Number of Establishments	Other Expense						
			Total	Foreign exchange losses	Charitable donations and grants	Bad and doubtful debts	Loss from sale of assets	Loss from sale of investment assets and marketable securities	Others
			(1)	(2)	(3)	(4)	(5)	(6)	(7)
G	Wholesale and Retail Trade; Repair of Motor Vehicles and Motorcycles	92,835	6,564,976	456,953	240,240	696,005	132,595	40,362	4,998,823
G451	Sale of motor vehicles	700	25,788	-	-	7,860	8,794	-	9,133
G452	Maintenance and repair of motor vehicles	1,906	24,260	496	163	-	-	-	23,602
G453	Sale of motor vehicle parts and accessories	3,136	26,945	-	14,054	602	-	-	12,290
G454	Sale, maintenance and repair of motorcycles and related parts and accessories	6,022	329,943	-	52,892	42,012	-	7,326	227,713
G461	Wholesale on a fee or contract basis	286	70,146	52,412	199	-	-	-	17,536
G462	Wholesale of agricultural raw materials and live animals	1,725	50,681	15,938	4,017	4,255	670	-	25,802
G463	Wholesale of food, beverages and tobacco	2,004	135,145	62,039	7,049	2,676	614	-	62,768
G464	Wholesale of household goods	3,079	483,454	71,353	20,294	45,515	345	-	345,946
G465	Wholesale of machinery, equipment and supplies	1,570	218,497	26,563	14,095	1,094	9,019	2	167,724
G466	Other specialized wholesale	2,661	2,045,003	66,906	9,020	426,854	29,346	28,167	1,484,709
G469	Non-specialized wholesale trade	52	1,518	-	465	-	-	-	1,053
G471	Retail sale in non-specialized stores	6,498	639,774	7	2,616	13,883	52,134	-	571,134
G472	Retail sale of food, beverages and tobacco in specialized stores	8,823	155,811	3,519	32,651	11,941	16,774	-	90,926
G473	Retail sale of automotive fuel in specialized stores	3,876	162,093	-	3,202	70,598	-	-	88,294
G474	Retail sale of information and communications equipment in specialized stores	4,948	103,642	6	4,256	5,926	-	-	93,453
G475	Retail sale of other household equipment in specialized stores	12,409	793,323	144,480	23,893	31,270	-	4,867	588,813
G476	Retail sale of cultural and recreation goods in specialized stores	2,808	69,517	1,168	1,062	-	5,386	-	61,901
G477	Retail sale of other goods in specialized stores	29,967	1,224,476	9,256	50,157	31,519	9,512	-	1,124,031
G479	Retail trade not in stores, stalls or markets	365	4,962	2,810	154	-	-	-	1,997

TABLE 6b Number of Establishments and Capital Expenditures by Type of Tangible Fixed Assets for Wholesale and Retail Trade; Repair of Motor Vehicles and Motorcycles Establishments with Total Employment of Less than 20 by Industry Group: Philippines, 2017

(Values are in thousand pesos, except number of establishments. Details may not add-up to total due to rounding and/or statistical disclosure control.)

2009 PSIC Code	Industry Description	Number of Establishments	Capital Expenditures of Tangible Fixed Assets				
			Total	Land	Buildings, Other Structures and Land Improvements	Transport Equipment	ICT Machinery and Equipment
			(1)	(2)	(3)	(4)	(5)
G	Wholesale and Retail Trade; Repair of Motor Vehicles and Motorcycles	92,835	18,987,429	2,769,624	5,803,934	1,415,053	638,204
G451	Sale of motor vehicles	700	129,356	-	960	41,920	4,034
G452	Maintenance and repair of motor vehicles	1,906	-	-	-	-	-
G453	Sale of motor vehicle parts and accessories	3,136	9,457	-	518	5,157	454
G454	Sale, maintenance and repair of motorcycles and related parts and accessories	6,022	350,744	214	116,681	153,734	40,428
G461	Wholesale on a fee or contract basis	286	84,167	-	39,883	13,122	2,016
G462	Wholesale of agricultural raw materials and live animals	1,725	74,925	61	21,859	50,423	1,956
G463	Wholesale of food, beverages and tobacco	2,004	543,258	39,500	369,304	96,728	9,887
G464	Wholesale of household goods	3,079	206,168	16,136	37,626	98,895	25,291
G465	Wholesale of machinery, equipment and supplies	1,570	1,256,300	103	553,071	110,981	21,860
G466	Other specialized wholesale	2,661	2,494,174	425,918	172,666	123,222	2,733
G469	Non-specialized wholesale trade	52	-	-	-	-	-
G471	Retail sale in non-specialized stores	6,498	1,070,835	-	570,258	66,357	129,382
G472	Retail sale of food, beverages and tobacco in specialized stores	8,823	4,466	-	30	2,385	210
G473	Retail sale of automotive fuel in specialized stores	3,876	6,427,191	78,702	1,423,219	185,182	2,561
G474	Retail sale of information and communications equipment in specialized stores	4,948	166,892	19,321	4,273	5,765	14,097
G475	Retail sale of other household equipment in specialized stores	12,409	4,243,632	2,174,732	1,501,402	153,400	71,482
G476	Retail sale of cultural and recreation goods in specialized stores	2,808	186,444	-	72,656	70,448	30,685
G477	Retail sale of other goods in specialized stores	29,967	1,702,809	14,937	919,226	201,300	280,945
G479	Retail trade not in stores, stalls or markets	365	36,609	-	303	36,034	182

Continued

TABLE 6b --Concluded

2009 PSIC Code	Industry Description	Capital Expenditures of Tangible Fixed Assets				
		Specialized Industrial Machineries	General Machinery and Equipment	Other Machinery and Equipment	Valuables	Other Tangible Fixed Assets
		(7)	(8)	(9)	(10)	(11)
G	Wholesale and Retail Trade; Repair of Motor Vehicles and Motorcycles	687,901	5,200,378	257,812	407	2,214,116
G451	Sale of motor vehicles	50,217	23,493	-	-	8,732
G452	Maintenance and repair of motor vehicles	-	-	-	-	-
G453	Sale of motor vehicle parts and accessories	2,764	-	565	-	-
G454	Sale, maintenance and repair of motorcycles and related parts and accessories	3,054	13,935	18,646	-	4,051
G461	Wholesale on a fee or contract basis	1,044	27,033	507	-	562
G462	Wholesale of agricultural raw materials and live animals	-	626	-	-	-
G463	Wholesale of food, beverages and tobacco	-	14,717	4,039	-	9,084
G464	Wholesale of household goods	2,697	3,564	14,351	-	7,607
G465	Wholesale of machinery, equipment and supplies	549,847	16,625	49	-	3,764
G466	Other specialized wholesale	40,801	14,010	31,657	-	1,683,167
G469	Non-specialized wholesale trade	-	-	-	-	-
G471	Retail sale in non-specialized stores	19,185	151,276	-	-	134,377
G472	Retail sale of food, beverages and tobacco in specialized stores	210	1,630	-	-	2
G473	Retail sale of automotive fuel in specialized stores	-	4,673,220	4,482	-	59,825
G474	Retail sale of information and communications equipment in specialized stores	-	97,858	-	-	25,578
G475	Retail sale of other household equipment in specialized stores	-	109,095	61,220	407	171,894
G476	Retail sale of cultural and recreation goods in specialized stores	-	6,262	-	-	6,393
G477	Retail sale of other goods in specialized stores	18,081	47,033	122,297	-	98,990
G479	Retail trade not in stores, stalls or markets	-	-	-	-	90

TABLE 6b.2 Number of Establishments and Capital Expenditures for Tangible Fixed Assets by Mode of Acquisition for Wholesale and Retail Trade; Repair of Motor Vehicles and Motorcycles Establishments with Total Employment of Less than 20 by Industry Group: Philippines, 2017

(Values are in thousand pesos, except number of establishments. Details may not add-up to total due to rounding and/or statistical disclosure control.)

2009 PSIC Code	Industry Description	Number of Establishments	Capital Expenditures for Tangible Fixed Assets by Mode of Acquisition				
			Total	New Tangible Fixed Assets	Major Alteration and Improvements on Tangible Fixed Assets	Land and Used Tangible Fixed Assets	Tangible Fixed Assets Produced on Own Account
		(1)	(2)	(3)	(4)	(5)	(6)
G	Wholesale and Retail Trade; Repair of Motor Vehicles and Motorcycles	92,835	18,987,429	11,878,181	4,129,423	2,932,473	47,351
G451	Sale of motor vehicles	700	129,356	1,064	-	128,291	-
G452	Maintenance and repair of motor vehicles	1,906	-	-	-	-	-
G453	Sale of motor vehicle parts and accessories	3,136	9,457	8,940	518	-	-
G454	Sale, maintenance and repair of motorcycles and related parts and accessories	6,022	350,744	80,261	270,269	214	-
G461	Wholesale on a fee or contract basis	286	84,167	43,756	40,411	-	-
G462	Wholesale of agricultural raw materials and live animals	1,725	74,925	53,005	21,859	61	-
G463	Wholesale of food, beverages and tobacco	2,004	543,258	493,206	10,552	39,500	-
G464	Wholesale of household goods	3,079	206,168	167,796	11,636	16,136	10,600
G465	Wholesale of machinery, equipment and supplies	1,570	1,256,300	707,768	548,428	103	-
G466	Other specialized wholesale	2,661	2,494,174	2,044,948	13,011	425,918	10,297
G469	Non-specialized wholesale trade	52	-	-	-	-	-
G471	Retail sale in non-specialized stores	6,498	1,070,835	725,464	345,371	-	-
G472	Retail sale of food, beverages and tobacco in specialized stores	8,823	4,466	4,466	-	-	-
G473	Retail sale of automotive fuel in specialized stores	3,876	6,427,191	5,618,035	723,027	78,702	7,428
G474	Retail sale of information and communications equipment in specialized stores	4,948	166,892	101,357	23,327	27,389	14,818
G475	Retail sale of other household equipment in specialized stores	12,409	4,243,632	863,038	1,204,419	2,176,175	-
G476	Retail sale of cultural and recreation goods in specialized stores	2,808	186,444	113,788	72,656	-	-
G477	Retail sale of other goods in specialized stores	29,967	1,702,809	814,981	843,637	39,983	4,208
G479	Retail trade not in stores, stalls or markets	365	36,609	36,306	303	-	-

TABLE 7b Number of Establishments and Capital Expenditures for Intangible Assets by Type for Wholesale and Retail Trade; Repair of Motor Vehicles and Motorcycles Establishments with Total Employment of Less than 20 by Industry Group: Philippines, 2017

(Values are in thousand pesos, except number of establishments. Details may not add-up to total due to rounding and/or statistical disclosure control.)

2009 PSIC Code	Industry Description	Number of Establishments	Capital Expenditures of Intangible Assets					
			Total	Intangible Non-Produced Assets	Computer Software and Databases	Entertainment, Literary and Artistic Originals	Research and Development	Other Intangible Assets
		(1)	(2)	(3)	(4)	(5)	(6)	(7)
G	Wholesale and Retail Trade; Repair of Motor Vehicles and Motorcycles	92,835	119,620	51,271	68,349	-	-	
G451	Sale of motor vehicles	700	-	-	-	-	-	
G452	Maintenance and repair of motor vehicles	1,906	-	-	-	-	-	
G453	Sale of motor vehicle parts and accessories	3,136	-	-	-	-	-	
G454	Sale, maintenance and repair of motorcycles and related parts and accessories	6,022	-	-	-	-	-	
G461	Wholesale on a fee or contract basis	286	-	-	-	-	-	
G462	Wholesale of agricultural raw materials and live animals	1,725	-	-	-	-	-	
G463	Wholesale of food, beverages and tobacco	2,004	-	-	-	-	-	
G464	Wholesale of household goods	3,079	24,735	24,164	571	-	-	
G465	Wholesale of machinery, equipment and supplies	1,570	843	145	698	-	-	
G466	Other specialized wholesale	2,661	22,705	22,705	-	-	-	
G469	Non-specialized wholesale trade	52	-	-	-	-	-	
G471	Retail sale in non-specialized stores	6,498	5,848	-	5,848	-	-	
G472	Retail sale of food, beverages and tobacco in specialized stores	8,823	29	-	29	-	-	
G473	Retail sale of automotive fuel in specialized stores	3,876	53,736	-	53,736	-	-	
G474	Retail sale of information and communications equipment in specialized stores	4,948	-	-	-	-	-	
G475	Retail sale of other household equipment in specialized stores	12,409	4,258	4,258	-	-	-	
G476	Retail sale of cultural and recreation goods in specialized stores	2,808	-	-	-	-	-	
G477	Retail sale of other goods in specialized stores	29,967	7,467	-	7,467	-	-	
G479	Retail trade not in stores, stalls or markets	365	-	-	-	-	-	

TABLE 8b Number of Establishments and Gross Addition to Tangible Fixed Assets for Wholesale and Retail Trade; Repair of Motor Vehicles and Motorcycles Establishments with Total Employment of Less than 20 by Industry Group: Philippines, 2017

(Values are in thousand pesos, except number of establishments. Details may not add-up to total due to rounding and/or statistical disclosure control.)

2009 PSIC Code	Industry Description	Number of Establishments	Gross Additions	Capital Expenditures	Sale of Tangible Fixed Assets
		(1)	(2)	(3)	(4)
G	Wholesale and Retail Trade; Repair of Motor Vehicles and Motorcycles	92,835	18,785,176	18,987,429	202,253
G451	Sale of motor vehicles	700	129,356	129,356	-
G452	Maintenance and repair of motor vehicles	1,906	-	-	-
G453	Sale of motor vehicle parts and accessories	3,136	9,457	9,457	-
G454	Sale, maintenance and repair of motorcycles and related parts and accessories	6,022	349,441	350,744	1,303
G461	Wholesale on a fee or contract basis	286	84,167	84,167	-
G462	Wholesale of agricultural raw materials and live animals	1,725	74,925	74,925	-
G463	Wholesale of food, beverages and tobacco	2,004	540,916	543,258	2,342
G464	Wholesale of household goods	3,079	196,253	206,168	9,915
G465	Wholesale of machinery, equipment and supplies	1,570	1,248,576	1,256,300	7,723
G466	Other specialized wholesale	2,661	2,494,174	2,494,174	-
G469	Non-specialized wholesale trade	52	-	-	-
G471	Retail sale in non-specialized stores	6,498	1,070,835	1,070,835	-
G472	Retail sale of food, beverages and tobacco in specialized stores	8,823	4,466	4,466	-
G473	Retail sale of automotive fuel in specialized stores	3,876	6,427,191	6,427,191	-
G474	Retail sale of information and communications equipment in specialized stores	4,948	166,892	166,892	-
G475	Retail sale of other household equipment in specialized stores	12,409	4,139,822	4,243,632	103,810
G476	Retail sale of cultural and recreation goods in specialized stores	2,808	186,444	186,444	-
G477	Retail sale of other goods in specialized stores	29,967	1,625,651	1,702,809	77,159
G479	Retail trade not in stores, stalls or markets	365	36,609	36,609	-

TABLE 8b.1 Number of Establishments and Sale of Tangible Fixed Assets by Type for Wholesale and Retail Trade; Repair of Motor Vehicles and Motorcycles Establishments with Total Employment of Less than 20 by Industry Group: Philippines, 2017

(Values are in thousand pesos, except number of establishments. Details may not add-up to total due to rounding and/or statistical disclosure control.)

2009 PSIC Code	Industry Description	Number of Establishments	Sale of Tangible Fixed Assets				
			Total	Land	Buildings, Other Structures and Land Improvements	Transport Equipment	ICT Machinery and Equipment
			(1)	(2)	(3)	(4)	(5)
G	Wholesale and Retail Trade; Repair of Motor Vehicles and Motorcycles	92,835	202,253	81,969	10,745	50,392	19,921
G451	Sale of motor vehicles	700	-	-	-	-	-
G452	Maintenance and repair of motor vehicles	1,906	-	-	-	-	-
G453	Sale of motor vehicle parts and accessories	3,136	-	-	-	-	-
G454	Sale, maintenance and repair of motorcycles and related parts and accessories	6,022	1,303	-	-	1,303	-
G461	Wholesale on a fee or contract basis	286	-	-	-	-	-
G462	Wholesale of agricultural raw materials and live animals	1,725	-	-	-	-	-
G463	Wholesale of food, beverages and tobacco	2,004	2,342	-	-	1,165	-
G464	Wholesale of household goods	3,079	9,915	-	-	9,915	-
G465	Wholesale of machinery, equipment and supplies	1,570	7,723	53	-	6,175	1,490
G466	Other specialized wholesale	2,661	-	-	-	-	-
G469	Non-specialized wholesale trade	52	-	-	-	-	-
G471	Retail sale in non-specialized stores	6,498	-	-	-	-	-
G472	Retail sale of food, beverages and tobacco in specialized stores	8,823	-	-	-	-	-
G473	Retail sale of automotive fuel in specialized stores	3,876	-	-	-	-	-
G474	Retail sale of information and communications equipment in specialized stores	4,948	-	-	-	-	-
G475	Retail sale of other household equipment in specialized stores	12,409	103,810	70,536	1,439	31,834	-
G476	Retail sale of cultural and recreation goods in specialized stores	2,808	-	-	-	-	-
G477	Retail sale of other goods in specialized stores	29,967	77,159	11,380	9,306	-	18,431
G479	Retail trade not in stores, stalls or markets	365	-	-	-	-	-

Continued

TABLE 8b.1 --Concluded

2009 PSIC Code	Industry Description	Sale of Tangible Fixed Assets				
		Specialized Industrial Machineries	General Machinery and Equipment	Other Machinery and Equipment	Valuables	Other Tangible Fixed Assets
		(7)	(8)	(9)	(10)	(11)
G	Wholesale and Retail Trade; Repair of Motor Vehicles and Motorcycles	21,370	-	14,811	-	3,045
G451	Sale of motor vehicles	-	-	-	-	-
G452	Maintenance and repair of motor vehicles	-	-	-	-	-
G453	Sale of motor vehicle parts and accessories	-	-	-	-	-
G454	Sale, maintenance and repair of motorcycles and related parts and accessories	-	-	-	-	-
G461	Wholesale on a fee or contract basis	-	-	-	-	-
G462	Wholesale of agricultural raw materials and live animals	-	-	-	-	-
G463	Wholesale of food, beverages and tobacco	-	-	-	-	1,178
G464	Wholesale of household goods	-	-	-	-	-
G465	Wholesale of machinery, equipment and supplies	-	-	-	-	6
G466	Other specialized wholesale	-	-	-	-	-
G469	Non-specialized wholesale trade	-	-	-	-	-
G471	Retail sale in non-specialized stores	-	-	-	-	-
G472	Retail sale of food, beverages and tobacco in specialized stores	-	-	-	-	-
G473	Retail sale of automotive fuel in specialized stores	-	-	-	-	-
G474	Retail sale of information and communications equipment in specialized stores	-	-	-	-	-
G475	Retail sale of other household equipment in specialized stores	-	-	-	-	-
G476	Retail sale of cultural and recreation goods in specialized stores	-	-	-	-	-
G477	Retail sale of other goods in specialized stores	21,370	-	14,811	-	1,861
G479	Retail trade not in stores, stalls or markets	-	-	-	-	-

TABLE 8b.2 Number of Establishments and Losses and Damages of Tangible Fixed Assets by Type for Wholesale and Retail Trade; Repair of Motor Vehicles and Motorcycles Establishments with Total Employment of Less than 20 by Industry Group: Philippines, 2017*(Values are in thousand pesos, except number of establishments. Details may not add-up to total due to rounding and/or statistical disclosure control.)*

2009 PSIC Code	Industry Description	Number of Establishments	Losses and Damages				
			Total	Land	Buildings, Other Structures and Land Improvements	Transport Equipment	ICT Machinery and Equipment
		(1)	(2)	(3)	(4)	(5)	(6)
G	Wholesale and Retail Trade; Repair of Motor Vehicles and Motorcycles	92,835	708,823	-	286,986	262,719	109,435
G451	Sale of motor vehicles	700	894	-	149	110	-
G452	Maintenance and repair of motor vehicles	1,906	-	-	-	-	-
G453	Sale of motor vehicle parts and accessories	3,136	-	-	-	-	-
G454	Sale, maintenance and repair of motorcycles and related parts and accessories	6,022	4,105	-	-	36	-
G461	Wholesale on a fee or contract basis	286	-	-	-	-	-
G462	Wholesale of agricultural raw materials and live animals	1,725	41,745	-	36,300	-	-
G463	Wholesale of food, beverages and tobacco	2,004	11,196	-	6,049	2,204	-
G464	Wholesale of household goods	3,079	37,806	-	32,440	3,187	2,052
G465	Wholesale of machinery, equipment and supplies	1,570	63,007	-	15,015	25,973	15,108
G466	Other specialized wholesale	2,661	252,486	-	16,911	122,497	90,462
G469	Non-specialized wholesale trade	52	-	-	-	-	-
G471	Retail sale in non-specialized stores	6,498	-	-	-	-	-
G472	Retail sale of food, beverages and tobacco in specialized stores	8,823	-	-	-	-	-
G473	Retail sale of automotive fuel in specialized stores	3,876	392	-	-	-	-
G474	Retail sale of information and communications equipment in specialized stores	4,948	7,793	-	-	6,683	-
G475	Retail sale of other household equipment in specialized stores	12,409	253,706	-	155,220	95,782	-
G476	Retail sale of cultural and recreation goods in specialized stores	2,808	-	-	-	-	-
G477	Retail sale of other goods in specialized stores	29,967	35,695	-	24,902	6,248	1,813
G479	Retail trade not in stores, stalls or markets	365	-	-	-	-	-

Continued

TABLE 8b.2 --Concluded

2009 PSIC Code	Industry Description	Losses and Damages				
		Specialized Industrial Machineries	General Machinery and Equipment	Other Machinery and Equipment	Valuables	Other Tangible Fixed Assets
		(7)	(8)	(9)	(10)	(11)
G	Wholesale and Retail Trade; Repair of Motor Vehicles and Motorcycles	43	1,983	7,534	-	40,124
G451	Sale of motor vehicles	-	635	-	-	-
G452	Maintenance and repair of motor vehicles	-	-	-	-	-
G453	Sale of motor vehicle parts and accessories	-	-	-	-	-
G454	Sale, maintenance and repair of motorcycles and related parts and accessories	-	-	4,069	-	-
G461	Wholesale on a fee or contract basis	-	-	-	-	-
G462	Wholesale of agricultural raw materials and live animals	-	-	-	-	5,445
G463	Wholesale of food, beverages and tobacco	-	1,348	-	-	1,596
G464	Wholesale of household goods	-	-	-	-	127
G465	Wholesale of machinery, equipment and supplies	-	-	-	-	6,911
G466	Other specialized wholesale	-	-	-	-	22,615
G469	Non-specialized wholesale trade	-	-	-	-	-
G471	Retail sale in non-specialized stores	-	-	-	-	-
G472	Retail sale of food, beverages and tobacco in specialized stores	-	-	-	-	-
G473	Retail sale of automotive fuel in specialized stores	-	-	392	-	-
G474	Retail sale of information and communications equipment in specialized stores	-	-	370	-	740
G475	Retail sale of other household equipment in specialized stores	-	-	2,703	-	-
G476	Retail sale of cultural and recreation goods in specialized stores	-	-	-	-	-
G477	Retail sale of other goods in specialized stores	43	-	-	-	2,689
G479	Retail trade not in stores, stalls or markets	-	-	-	-	-

TABLE 9b Number of Establishments and Book Value of Tangible Fixed Assets by Type for Wholesale and Retail Trade; Repair of Motor Vehicles and Motorcycles Establishments with Total Employment of Less than 20 by Industry Group: Philippines, 2017

(Values are in thousand pesos, except number of establishments. Details may not add-up to total due to rounding and/or statistical disclosure control.)

2009 PSIC Code	Industry Description	Number of Establishments	Book Value of Tangible Fixed Assets as of 31 December				
			Total	Land	Buildings, Other Structures and Land Improvements	Transport Equipment	ICT Machinery and Equipment
		(1)	(2)	(3)	(4)	(5)	(6)
G	Wholesale and Retail Trade; Repair of Motor Vehicles and Motorcycles	92,835	224,797,513	39,782,409	100,574,335	28,228,552	8,438,006
G451	Sale of motor vehicles	700	2,438,662	534,810	1,042,528	261,653	79,399
G452	Maintenance and repair of motor vehicles	1,906	4,132,122	440,262	2,190,764	732,040	92,469
G453	Sale of motor vehicle parts and accessories	3,136	3,878,309	792,711	2,140,398	551,631	60,084
G454	Sale, maintenance and repair of motorcycles and related parts and accessories	6,022	4,030,635	1,045,144	1,430,856	613,725	309,951
G461	Wholesale on a fee or contract basis	286	935,897	259,622	243,449	135,979	16,904
G462	Wholesale of agricultural raw materials and live animals	1,725	3,235,025	350,774	1,708,347	659,537	55,567
G463	Wholesale of food, beverages and tobacco	2,004	4,674,207	998,177	1,468,994	1,590,873	80,199
G464	Wholesale of household goods	3,079	6,254,180	387,796	2,636,503	1,333,369	575,246
G465	Wholesale of machinery, equipment and supplies	1,570	4,067,411	411,753	1,636,724	855,511	208,565
G466	Other specialized wholesale	2,661	17,664,596	1,264,837	5,999,869	2,032,701	58,314
G469	Non-specialized wholesale trade	52	17,834	-	2,421	12,303	2,924
G471	Retail sale in non-specialized stores	6,498	19,304,745	786,229	8,447,051	990,396	2,136,125
G472	Retail sale of food, beverages and tobacco in specialized stores	8,823	11,495,647	881,336	5,474,158	1,725,109	318,893
G473	Retail sale of automotive fuel in specialized stores	3,876	29,526,845	7,106,730	11,187,644	1,327,772	357,314
G474	Retail sale of information and communications equipment in specialized stores	4,948	1,162,504	64,227	344,986	219,680	258,533
G475	Retail sale of other household equipment in specialized stores	12,409	53,725,160	18,561,079	25,117,658	5,160,324	1,022,072
G476	Retail sale of cultural and recreation goods in specialized stores	2,808	3,933,431	296,116	1,818,628	839,141	418,967
G477	Retail sale of other goods in specialized stores	29,967	54,190,201	5,598,807	27,653,423	9,110,800	2,380,076
G479	Retail trade not in stores, stalls or markets	365	130,101	2,000	29,933	76,010	6,403

Continued

TABLE 9b --Concluded

2009 PSIC Code	Industry Description	Book Value of Tangible Fixed Assets as of 31 December				
		Specialized Industrial Machineries	General Machinery and Equipment	Other Machinery and Equipment	Valuables	Other Tangible Fixed Assets
		(7)	(8)	(9)	(10)	(11)
G	Wholesale and Retail Trade; Repair of Motor Vehicles and Motorcycles	7,456,061	22,075,938	7,367,170	238,776	10,636,265
G451	Sale of motor vehicles	50,217	388,390	65,199	-	16,468
G452	Maintenance and repair of motor vehicles	322,305	176,162	3,066	165	174,888
G453	Sale of motor vehicle parts and accessories	172,716	107,345	13,429	-	39,996
G454	Sale, maintenance and repair of motorcycles and related parts and accessories	15,821	140,147	411,361	-	63,629
G461	Wholesale on a fee or contract basis	26,747	225,566	963	88	26,580
G462	Wholesale of agricultural raw materials and live animals	17,480	146,975	202,260	8,555	85,532
G463	Wholesale of food, beverages and tobacco	38,136	294,639	158,632	-	44,557
G464	Wholesale of household goods	15,242	363,952	821,305	-	120,767
G465	Wholesale of machinery, equipment and supplies	589,246	257,407	3,625	-	104,579
G466	Other specialized wholesale	339,536	5,992,514	82,835	-	1,893,989
G469	Non-specialized wholesale trade	-	-	-	-	186
G471	Retail sale in non-specialized stores	572,825	1,059,987	3,175,160	198,082	1,938,891
G472	Retail sale of food, beverages and tobacco in specialized stores	1,344,251	1,497,276	9,959	499	244,167
G473	Retail sale of automotive fuel in specialized stores	270,062	8,213,908	659,947	-	403,469
G474	Retail sale of information and communications equipment in specialized stores	3,496	145,749	57,471	-	68,362
G475	Retail sale of other household equipment in specialized stores	257,667	1,526,008	705,871	407	1,374,075
G476	Retail sale of cultural and recreation goods in specialized stores	16,344	212,456	184,450	24,022	123,305
G477	Retail sale of other goods in specialized stores	3,403,620	1,318,151	811,637	6,959	3,906,727
G479	Retail trade not in stores, stalls or markets	350	9,306	-	-	6,098

TABLE 10b Number of Establishments and Book Value of Intangible Assets by Type for Wholesale and Retail Trade; Repair of Motor Vehicles and Motorcycles
Establishments with Total Employment of Less than 20 by Industry Group: Philippines, 2017

(Values are in thousand pesos, except number of establishments. Details may not add-up to total due to rounding and/or statistical disclosure control.)

2009 PSIC Code	Industry Description	Number of Establishments	Book Value of Intangible Assets as of 31 December					
			Total	Intangible Non-Produced Assets	Computer Software and Databases	Enterntainment, Literary and Artistic Originals	Research and Development	Other Intangible Assets
			(1)	(2)	(3)	(4)	(5)	(6)
G	Wholesale and Retail Trade; Repair of Motor Vehicles and Motorcycles	92,835	4,264,027	3,357,273	801,373	33,262	-	72,120
G451	Sale of motor vehicles	700	-	-	-	-	-	-
G452	Maintenance and repair of motor vehicles	1,906	-	-	-	-	-	-
G453	Sale of motor vehicle parts and accessories	3,136	-	-	-	-	-	-
G454	Sale, maintenance and repair of motorcycles and related parts and accessories	6,022	48,097	-	48,097	-	-	-
G461	Wholesale on a fee or contract basis	286	1,159	-	1,159	-	-	-
G462	Wholesale of agricultural raw materials and live animals	1,725	-	-	-	-	-	-
G463	Wholesale of food, beverages and tobacco	2,004	29,126	-	29,126	-	-	-
G464	Wholesale of household goods	3,079	40,409	28,308	12,102	-	-	-
G465	Wholesale of machinery, equipment and supplies	1,570	27,241	646	24,321	762	-	1,513
G466	Other specialized wholesale	2,661	104,712	31,395	4,994	-	-	68,322
G469	Non-specialized wholesale trade	52	-	-	-	-	-	-
G471	Retail sale in non-specialized stores	6,498	1,105,630	1,090,133	15,497	-	-	-
G472	Retail sale of food, beverages and tobacco in specialized stores	8,823	105	-	105	-	-	-
G473	Retail sale of automotive fuel in specialized stores	3,876	492,100	-	492,100	-	-	-
G474	Retail sale of information and communications equipment in specialized stores	4,948	2,403	-	2,403	-	-	-
G475	Retail sale of other household equipment in specialized stores	12,409	2,067,736	2,024,713	42,800	-	-	223
G476	Retail sale of cultural and recreation goods in specialized stores	2,808	235,114	164,801	37,672	32,500	-	142
G477	Retail sale of other goods in specialized stores	29,967	110,196	17,278	90,998	-	-	1,920
G479	Retail trade not in stores, stalls or markets	365	-	-	-	-	-	-

TABLE 11b Number of Establishments and Value of Inventories by Type for Wholesale and Retail Trade; Repair of Motor Vehicles and Motorcycles
Establishments with Total Employment of Less than 20 by Industry Group: Philippines, 2017

(Values are in thousand pesos, except number of establishments. Details may not add-up to total due to rounding and/or statistical disclosure control.)

2009 PSIC Code	Industry Description	Number of Establishments	Value of Inventories as of 1 January				
			Total	Materials and Supplies	Fuels, Lubricants, Oil and Greases	Goods for Resale	Others
		(1)	(2)	(3)	(4)	(5)	(6)
G	Wholesale and Retail Trade; Repair of Motor Vehicles and Motorcycles	92,835	343,334,426	2,559,681	307,624	340,467,121	-
G451	Sale of motor vehicles	700	4,130,751	-	-	4,130,751	-
G452	Maintenance and repair of motor vehicles	1,906	1,608,741	558,081	48,731	1,001,930	-
G453	Sale of motor vehicle parts and accessories	3,136	8,854,116	1,538	22,893	8,829,685	-
G454	Sale, maintenance and repair of motorcycles and related parts and accessories	6,022	16,546,106	48,871	1,604	16,495,631	-
G461	Wholesale on a fee or contract basis	286	1,041,877	532,065	-	509,813	-
G462	Wholesale of agricultural raw materials and live animals	1,725	4,607,362	100,589	18,921	4,487,852	-
G463	Wholesale of food, beverages and tobacco	2,004	10,556,968	76,585	283	10,480,100	-
G464	Wholesale of household goods	3,079	16,077,407	19,101	2,104	16,056,202	-
G465	Wholesale of machinery, equipment and supplies	1,570	8,594,547	30,876	-	8,563,671	-
G466	Other specialized wholesale	2,661	15,709,519	25,019	-	15,684,499	-
G469	Non-specialized wholesale trade	52	279,123	-	-	279,123	-
G471	Retail sale in non-specialized stores	6,498	19,570,036	77,569	1,949	19,490,517	-
G472	Retail sale of food, beverages and tobacco in specialized stores	8,823	5,854,602	39,926	54,795	5,759,881	-
G473	Retail sale of automotive fuel in specialized stores	3,876	17,136,726	227,317	99,336	16,810,073	-
G474	Retail sale of information and communications equipment in specialized stores	4,948	14,053,888	58,857	-	13,995,031	-
G475	Retail sale of other household equipment in specialized stores	12,409	50,851,552	465,113	54,139	50,332,300	-
G476	Retail sale of cultural and recreation goods in specialized stores	2,808	16,444,444	4,761	455	16,439,228	-
G477	Retail sale of other goods in specialized stores	29,967	131,114,051	293,096	2,414	130,818,540	-
G479	Retail trade not in stores, stalls or markets	365	302,610	318	-	302,292	-

Continued

TABLE 11b --Concluded

2009 PSIC Code	Industry Description	Value of Inventories as of 31 December				
		Total	Materials and Supplies	Fuels, Lubricants, Oil and Greases	Goods for Resale	Others
		(7)	(8)	(9)	(10)	(11)
G	Wholesale and Retail Trade; Repair of Motor Vehicles and Motorcycles	364,386,194	2,263,774	307,399	361,815,020	-
G451	Sale of motor vehicles	4,430,726	549	1,359	4,428,817	-
G452	Maintenance and repair of motor vehicles	1,207,057	327,888	27,055	852,115	-
G453	Sale of motor vehicle parts and accessories	9,079,075	993	10,483	9,067,599	-
G454	Sale, maintenance and repair of motorcycles and related parts and accessories	23,546,549	44,555	4,082	23,497,912	-
G461	Wholesale on a fee or contract basis	1,058,889	548,534	-	510,355	-
G462	Wholesale of agricultural raw materials and live animals	2,283,983	88,984	14,213	2,180,786	-
G463	Wholesale of food, beverages and tobacco	9,267,547	73,903	16,444	9,177,199	-
G464	Wholesale of household goods	16,391,298	17,947	888	16,372,463	-
G465	Wholesale of machinery, equipment and supplies	8,985,590	34,978	-	8,950,612	-
G466	Other specialized wholesale	15,696,288	5,158	1,434	15,689,696	-
G469	Non-specialized wholesale trade	297,702	-	-	297,702	-
G471	Retail sale in non-specialized stores	21,436,674	66,650	883	21,369,140	-
G472	Retail sale of food, beverages and tobacco in specialized stores	5,251,216	37,142	52,691	5,161,383	-
G473	Retail sale of automotive fuel in specialized stores	36,182,431	306,641	96,205	35,779,585	-
G474	Retail sale of information and communications equipment in specialized stores	15,642,391	42,330	-	15,600,061	-
G475	Retail sale of other household equipment in specialized stores	51,694,011	352,365	50,764	51,290,882	-
G476	Retail sale of cultural and recreation goods in specialized stores	15,040,663	3,928	545	15,036,190	-
G477	Retail sale of other goods in specialized stores	126,571,603	310,972	30,353	126,230,278	-
G479	Retail trade not in stores, stalls or markets	322,501	256	-	322,245	-

TABLE 12b Number of Reporting Establishments and Nationality with Highest Capital Participation Rate for Wholesale and Retail Trade; Repair of Motor Vehicles and Motorcycles Establishments with Total Employment of Less than 20 by Industry Group: Philippines, 2017

(Values are in thousand pesos, except number of establishments. Details may not add-up to total due to rounding and/or statistical disclosure control.)

2009 PSIC Code	Industry Description	Number of Reporting Establishments	Nationality with Highest Capital Participation Rate					
			Filipino	American	Australian	British	Chinese	German
		(1)	(2)	(3)	(4)	(5)	(6)	(7)
G	Wholesale and Retail Trade; Repair of Motor Vehicles and Motorcycles	1,612	1,570	9	-	-	17	-
G451	Sale of motor vehicles	19	18	-	-	-	1	-
G452	Maintenance and repair of motor vehicles	30	30	-	-	-	-	-
G453	Sale of motor vehicle parts and accessories	51	51	-	-	-	-	-
G454	Sale, maintenance and repair of motorcycles and related parts and accessories	43	42	-	-	-	1	-
G461	Wholesale on a fee or contract basis	42	38	1	-	-	2	-
G462	Wholesale of agricultural raw materials and live animals	45	45	-	-	-	-	-
G463	Wholesale of food, beverages and tobacco	51	50	-	-	-	-	-
G464	Wholesale of household goods	147	142	4	-	-	-	-
G465	Wholesale of machinery, equipment and supplies	330	314	3	-	-	-	-
G466	Other specialized wholesale	87	86	-	-	-	1	-
G469	Non-specialized wholesale trade	4	4	-	-	-	-	-
G471	Retail sale in non-specialized stores	86	85	-	-	-	1	-
G472	Retail sale of food, beverages and tobacco in specialized stores	88	88	-	-	-	-	-
G473	Retail sale of automotive fuel in specialized stores	30	30	-	-	-	-	-
G474	Retail sale of information and communications equipment in specialized stores	64	63	-	-	-	4	-
G475	Retail sale of other household equipment in specialized stores	182	178	-	-	-	4	-
G476	Retail sale of cultural and recreation goods in specialized stores	53	53	-	-	-	-	-
G477	Retail sale of other goods in specialized stores	239	233	-	-	-	3	-
G479	Retail trade not in stores, stalls or markets	21	20	1	-	-	-	-

Continued

TABLE 12b --Concluded

2009 PSIC Code	Industry Description	Nationality with Highest Capital Participation Rate					
		Japanese	Korean	Malaysian	Singaporean	Taiwanese	Others
		(8)	(9)	(10)	(11)	(12)	(13)
G	Wholesale and Retail Trade; Repair of Motor Vehicles and Motorcycles	8	3	-	10	1	5
G451	Sale of motor vehicles	-	-	-	-	-	-
G452	Maintenance and repair of motor vehicles	-	-	-	-	-	-
G453	Sale of motor vehicle parts and accessories	-	-	-	-	-	-
G454	Sale, maintenance and repair of motorcycles and related parts and accessories	-	-	-	-	1	-
G461	Wholesale on a fee or contract basis	2	-	-	-	-	1
G462	Wholesale of agricultural raw materials and live animals	-	-	-	-	-	-
G463	Wholesale of food, beverages and tobacco	-	1	-	-	-	-
G464	Wholesale of household goods	-	-	-	1	-	-
G465	Wholesale of machinery, equipment and supplies	6	-	-	9	-	2
G466	Other specialized wholesale	-	-	-	-	-	-
G469	Non-specialized wholesale trade	-	-	-	-	-	-
G471	Retail sale in non-specialized stores	-	-	-	-	-	-
G472	Retail sale of food, beverages and tobacco in specialized stores	-	-	-	-	-	-
G473	Retail sale of automotive fuel in specialized stores	-	-	-	-	-	-
G474	Retail sale of information and communications equipment in specialized stores	-	-	-	-	-	-
G475	Retail sale of other household equipment in specialized stores	-	-	-	-	-	1
G476	Retail sale of cultural and recreation goods in specialized stores	-	-	-	-	-	-
G477	Retail sale of other goods in specialized stores	-	2	-	-	-	1
G479	Retail trade not in stores, stalls or markets	-	-	-	-	-	-

TABLE 13b Number of Reporting Establishments with E-Commerce Transactions for Wholesale and Retail Trade; Repair of Motor Vehicles and Motorcycles Establishments with Total Employment of Less than 20 by Industry Group: Philippines, 2017

2009 PSIC Code	Industry Description	Number of Reporting Establishments	Number of Establishments with E-Commerce Transactions						
			0%	1 - 9%	10 - 19%	20 - 29%	30 - 39%	40 - 49%	50% and over
		(1)	(2)	(3)	(4)	(5)	(6)	(7)	(8)
G	Wholesale and Retail Trade; Repair of Motor Vehicles and Motorcycles	1,612	1,608	-	1	-	3	-	-
G451	Sale of motor vehicles	19	19	-	-	-	-	-	-
G452	Maintenance and repair of motor vehicles	30	30	-	-	-	-	-	-
G453	Sale of motor vehicle parts and accessories	51	51	-	-	-	-	-	-
G454	Sale, maintenance and repair of motorcycles and related parts and accessories	43	43	-	-	-	-	-	-
G461	Wholesale on a fee or contract basis	42	42	-	-	-	-	-	-
G462	Wholesale of agricultural raw materials and live animals	45	45	-	-	-	-	-	-
G463	Wholesale of food, beverages and tobacco	51	51	-	-	-	-	-	-
G464	Wholesale of household goods	147	147	-	-	-	-	-	-
G465	Wholesale of machinery, equipment and supplies	330	326	-	1	-	3	-	-
G466	Other specialized wholesale	87	87	-	-	-	-	-	-
G469	Non-specialized wholesale trade	4	4	-	-	-	-	-	-
G471	Retail sale in non-specialized stores	86	86	-	-	-	-	-	-
G472	Retail sale of food, beverages and tobacco in specialized stores	88	88	-	-	-	-	-	-
G473	Retail sale of automotive fuel in specialized stores	30	30	-	-	-	-	-	-
G474	Retail sale of information and communications equipment in specialized stores	64	64	-	-	-	-	-	-
G475	Retail sale of other household equipment in specialized stores	182	182	-	-	-	-	-	-
G476	Retail sale of cultural and recreation goods in specialized stores	53	53	-	-	-	-	-	-
G477	Retail sale of other goods in specialized stores	239	239	-	-	-	-	-	-
G479	Retail trade not in stores, stalls or markets	21	21	-	-	-	-	-	-

Appendices



2017 ANNUAL SURVEY OF PHILIPPINE BUSINESS AND INDUSTRY

WHOLESALE AND RETAIL TRADE; REPAIR OF MOTOR VEHICLES AND MOTORCYCLES January – December 2017

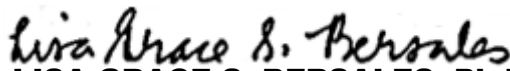
Dear Sir/Madam:

The Philippine Statistics Authority (PSA) is conducting the **2017 Annual Survey of Philippine Business and Industry (ASPBI)**. The **2017 ASPBI** will provide key measures on the levels, structure, performance and trends of businesses and industries that will be used for planning and policy formulation by the government and private sectors.

This Office is authorized to collect information from businesses and industries under **Republic Act No. 10625 (RA 10625)**. Section 27 of the same law obliges the establishments to provide required data. The information collected shall be kept strictly confidential and shall not be used for purposes of taxation, investigation or regulation as provided under Article 55 of the Implementing Rules and Regulations of RA 10625.

We appreciate your utmost cooperation by accomplishing this questionnaire and providing PSA with a copy of the 2017 Financial Statement of your establishment. You may also accomplish the questionnaire online at PSA website (<https://aspbi.psa.gov.ph>).

Thank you very much.


LISA GRACE S. BERSALES, Ph.D.
Undersecretary
National Statistician and Civil Registrar General

For inquiries, contact:

Telephone Number: _____

E-mail Address: _____

or esss-rcu@psa.gov.ph

FOR PSA USE ONLY															
FN		QN	QR	ECN											
IND				PROV-MUN				BGY			SZ	LO	EO		

Page 2	PLEASE ENTER ON THE APPROPRIATE SPACE OR BOX THE DATA REQUESTED.	2017 ASPBIF5
--------	--	--------------

GENERAL INSTRUCTIONS

⇒ Provide best estimates if exact figures are not available in your records. Indicate N.A. for items not applicable.

⇒ Refer to the relevant explanatory notes and definitions provided in specific items when providing responses for each item.

⇒ Include only Philippine-based activities, including imports and exports, of this establishment.

⇒ Mark (✓) only one box, unless instructed otherwise.

GENERAL INFORMATION ABOUT THIS ESTABLISHMENT

1. Business and Registered Name in 2017, Business Address, Company Website and Establishment Tax Identification Number (TIN)

A. Business Name: _____

B. Registered Name: _____

C. Business Address: _____

Do Not Fill (For PSA Use Only)					
PRV		MUN		BGY	

D. Company Website: _____

E. Establishment TIN: _____

2. Economic Activity or Business in 2017

⇒ Describe in detail the main and other activities of this establishment.

A. Main Activity *(Refers to the activity that contributes the biggest or major portion of the gross income or revenue of this establishment.)*

Do Not Fill (For PSA Use Only)					
2009 PSIC					

A.1. Major products/goods produced or sold or type of service rendered
Specify:

B. Secondary/Other Activities *(Refer to activities carried out by this establishment in addition to the main activity and in which the output, like that of the main activity, must be suitable for delivery outside this establishment.)*

Do Not Fill (For PSA Use Only)					
2009 PSIC					

3. Year Started Operation

⇒ Indicate the year when this establishment started operation regardless of its location in the Philippines.

--	--	--	--

4. Legal Organization in 2017

⇒ Mark (✓) the box corresponding to the best description of this establishment.

1 <input type="checkbox"/> Single Proprietorship	5 <input type="checkbox"/> Non-stock, Non-profit Corporation
2 <input type="checkbox"/> Partnership	6 <input type="checkbox"/> Cooperative
3 <input type="checkbox"/> Government Corporation	7 <input type="checkbox"/> Others, <i>specify:</i> _____
4 <input type="checkbox"/> Stock Corporation	

5. Economic Organization in 2017

Ancillary unit is the unit that operates primarily or exclusively for a related establishment or group of related establishments or its parent establishment and provides services that supports those establishments.

ECN

BGY

(1) Name _____ (4) Fax o. _____
 (2) Title/Designation _____ (5) E-mail Address _____
 (3) Tel. No. _____ _____

1 Filipino	_____%	5 Chinese	_____%	9 Malaysian	_____%
2 American	_____%	6 German	_____%	10 Singaporean	_____%
3 Australian	_____%	7 Japanese	_____%	11 Taiwanese	_____%
4 British	_____%	8 Korean	_____%	12 Others, <i>specify:</i>	_____%

Page 4	PLEASE ENTER ON THE APPROPRIATE SPACE OR BOX THE DATA REQUESTED.	2017 ASPBIF5
--------	--	--------------

EMPLOYMENT

7. Employment as of 15 November 2017

Paid employees are all full-time and part-time employees working in or for the establishment and receiving regular pay, as well as those working away from this establishment and paid by and under the control of this establishment.

INCLUDE:

- ✓ Employees on sick or maternity leave
- ✓ Employees on paid vacation or holiday
- ✓ Employees on strike
- ✓ Directors of corporations working for pay
- ✓ Executives/managers and other officers of the same category

✓ Persons hired only during peak seasons

✓ Working owners receiving regular pay

✓ Apprentices and learners receiving regular pay

✓ Any other employee receiving regular pay not reported above

EXCLUDE:

- ✗ Directors paid solely for their attendance at meetings of Board of Directors
- ✗ Consultants
- ✗ Workers on indefinite leave
- ✗ Working owners who do not receive regular pay
- ✗ Home workers
- ✗ Workers receiving commissions only
- ✗ Other workers not in the payroll of this establishment

Unpaid workers are working owners who do not receive regular pay, apprentices and learners without regular pay, and persons working for at least 1/3 of the working time normal to this establishment without regular pay.

EXCLUDE: Silent or inactive business partners

Type of Employment	Male (1)	Female (2)	Total (3)	LN NO
a. Paid Employees				01
b. Unpaid Workers				02
c. Total (sum of a and b)				03

RESEARCH AND DEVELOPMENT (R&D) PERSONNEL

8. R&D Personnel as of 15 November 2017

Research and Development (R&D) refers to creative work undertaken as a systematic basis in order to increase the stock of knowledge, including knowledge of man, culture and society, and the use of this stock of knowledge to devise new applications.

R&D personnel are all persons employed directly on R&D as well as those providing direct services such as R&D managers, administrators and clerical staff. R&D personnel are classified into three categories: researchers; technicians and other personnel involved in R&D.

	Male (1)	Female (2)	Total (3)	LN NO
R&D Personnel				01

PRODUCTION/CONSTRUCTION WORKERS AND HOURS WORKED

9. Number of Production/Construction Workers as of 15 November 2017 (Not Applicable)

10. Total Hours Worked by Production/Construction Workers in 2017 (Not Applicable)

INCOME AND EXPENSE ACCOUNT

11. Income in 2017

TYPE OF INCOME	VALUE IN PESOS (Omit centavos)	LN NO
a. Sale of goods (sum of 1 to 3) (Income from goods sold in similar condition as purchased.)		01
1. Sales to domestic market (Goods sold locally by this establishment.)		02
2. Direct exports (Goods sold directly outside the country by this establishment.)		03
3. Sales to exporters (Goods sold locally to exporters by this establishment.)		04
b. Commissions and fees earned		05

Continued on Page 5

2017 ASPBIF5	PLEASE ENTER ON THE APPROPRIATE SPACE OR BOX THE DATA REQUESTED.	Page 5
--------------	--	--------

INCOME AND EXPENSE ACCOUNT		
11. Income in 2017		
TYPE OF INCOME	VALUE IN PESOS (Omit centavos)	LN NO
c. Income from maintenance and repair of motor vehicles and motorcycles		06
d. Income from service and installation work of goods sold		07
e. Income from non-industrial service done for others (sum of 1 to 6)		08
1. Rent income from land		09
2. Rental income from buildings, warehouses and other structures		10
3. Rental income from machinery and transport		11
4. Rental income from office equipment		12
5. Other rental income, specify:		13
6. Other non-industrial services done for others (sum of a and b) Specify:		14
a) _____		15
b) _____		16
f. Delivery charges separately invoiced to customers		17
g. Interest income (INCLUDE: Interest on finance leases; earnings on discounted bills; interest from deposits in banks and other financial institutions; interest/discounts on loans, deposits, financing, bonds, money market; etc.)		18
h. Dividend income		19
i. Royalty income (Income received for trademarks, copyrights and patents or secrecy.)		20
j. Franchise income (Income received for license to make, distribute or sell a product or service.)		21
k. Other income (sum of 1 to 4) Specify:		22
1. Foreign exchange gains		23
2. Gain from sale of assets		24
3. Gain from sale of investment and marketable		25
4. Others (sum of a to c) Specify:		26
a) _____		27
b) _____		28
c) _____		29
l. Total Income (sum of a to k)		30
12. Subsidies Received from the Government in 2017		LN NO
<p>Subsidies refer to special grants received from the government in the form of financial assistance or tax exemption or tax privilege to aid and develop an</p> <p>INCLUDE:</p> <div style="display: flex; justify-content: space-between;"> <ul style="list-style-type: none"> ✓ Price support and price discount ✓ Interest rate subsidy ✓ Import subsidies ✓ Direct subsidies on export ✓ Subsidies resulting from multiple exchange rates <ul style="list-style-type: none"> ✓ Subsidies to public corporations and quasi-corporations, ✓ Subsidies on products used domestically, ✓ Subsidies on payroll or </div>		01

Continued on Page 6

Page 6	PLEASE ENTER ON THE APPROPRIATE SPACE OR BOX THE DATA REQUESTED.	2017 ASPBIF5
--------	--	--------------

INCOME AND EXPENSE ACCOUNT (cont.)		
13. Expense in 2017		
TYPE OF EXPENSE	VALUE IN PESOS (Omit centavos)	LN NO
a. Cost of goods sold (sum of 1 and 2 less 3)		01
1. Goods for resale inventories, beginning		02
2. Goods purchased for resale		03
3. Goods for resale inventories, ending		04
b. Total Compensation (sum of 1 to 3)		05
1. Gross salaries and wages (Refers to payment in cash or in kind prior to any deductions for employee's contributions to SSS/GSIS, withholding tax, etc.)		06
2. Separation/retirement/terminal pay, gratuities, etc.		07
3. Total employer's contribution to SSS/GSIS, ECC, etc. (INCLUDE: Employer's contribution paid by this establishment to SSS/GSIS, Employees Compensation Commission (ECC), PhilHealth, PAG-IBIG, etc.)		08
c. Electricity		09
d. Water		10
e. Fuels, lubricants, oils and greases		11
f. Materials and supplies (INCLUDE: Office supplies; wrapping and packing materials; small tools and materials for repairs and maintenance; non-durable tools; working clothes; and other supplies.)		12
g. Industrial service done by others (sum of 1 and 2)		13
1. Contract and commission work done by others		14
2. Other industrial service done by others (INCLUDE: Industrial repair; maintenance and installation work.)		15
h. Non-industrial service done by others (sum of 1 to 11)		16
1. Rent expense for land		17
2. Rental expense for buildings, warehouses and other structures		18
3. Rental expense for machinery and transport equipment		19
4. Rental expense for office equipment		20
5. Other rental expense, specify: _____		21
6. Communication expense		22
7. Insurance expense		23
8. Transport service expense (INCLUDE: Stevedoring, forwarding and freight charges.)		24
9. Marketing and distribution expense (INCLUDE: Advertising and promotional expense.)		25
10. Janitorial, security and messengerial service expense		26
11. Other non-industrial services (INCLUDE: Transportation and representation expense; bank charges; professional, business and other service fees; storage and warehousing fees; etc.)		27

Continued on Page 7

2017 ASPBIF5	PLEASE ENTER ON THE APPROPRIATE SPACE OR BOX THE DATA REQUESTED.	Page 7
--------------	--	--------

INCOME AND EXPENSE ACCOUNT (cont.)		
13. Expense in 2017		
TYPE OF EXPENSE	VALUE IN PESOS (Omit centavos)	LN NO
i. Taxes on products and other taxes on production (sum of 1 and 2)		28
1. Taxes on products (Taxes paid on products by producer or by the purchaser of the product. INCLUDE: Import tax, export tax excise tax, value added tax, sales tax, gross receipts tax, etc.)		29
2. Other taxes on production (Taxes paid by the producer due to production. INCLUDE: Business licenses, real estate tax, road tax, and environmental tax, etc. EXCLUDE: Income tax.)		30
j. Interest expense (Interest paid for loans obtained from banks and other financial institutions.)		31
k. Research and development (R&D) expense, specify: _____ (Amount spent on any systematic, scientific and creative work undertaken to increase the stock of knowledge and the use of this knowledge to create new or improved products, processes, services, and other applications. EXCLUDE: Market research, testing analysis for quality control, periodic alterations to existing products, legal and administrative work in connection with patent applications; R&D capitalized.)		32
l. Environmental protection expense (Amount spent for the prevention, reduction and elimination of pollution as well as any degradation of the environment such as environmental protection services like wastewater treatment, reforestation, etc.)		33
m. Royalty fee (Expense for trademarks, copyrights, patents or secrecy.)		34
n. Franchise fee (Expense made for license to make, distribute or sell a product or service.)		35
o. Management fee		36
p. Amortization		37
q. Depreciation		38
r. Other expense (sum of 1 to 6)		39
1. Foreign exchange losses		40
2. Charitable donations and grants		41
3. Bad and doubtful debts (Report net of bad debts recovered.)		42
4. Loss from sale of assets		43
5. Loss from sale of investment assets and marketable securities		44
6. Others (sum of a to c) Specify:		45
a) _____		46
b) _____		47
c) _____		48
s. Total Expense (sum of a to r)		49
E-COMMERCE		PERCENT TO TOTAL INCOME
14. Sales from E-commerce Transactions in 2017 <i>E-commerce refers to the selling of products or services over electronic systems such as the Internet Protocol-based networks and other computer networks, Electronic Data Interchange (EDI) network, or other on-line system.</i> EXCLUDE: Orders received via telephone, facsimile or e-mails.		_____ % 01

Page 8	PLEASE ENTER ON THE APPROPRIATE SPACE OR BOX THE DATA REQUESTED.	2017 ASPBIF5
--------	--	--------------

CAPITAL EXPENDITURES, SALES AND BOOK VALUE OF TANGIBLE FIXED ASSETS, INCLUDING LOSSES AND DAMAGES

15. Capital Expenditures, Sale and Book Value of Tangible Fixed Assets, Including Losses and Damages in 2017

***Tangible Fixed Assets** refer to physical assets (tangible) acquired and for use of this establishment and expected to have a productive life of more than one year. These include land; buildings, other structures and land improvements; transport equipment; machinery and equipment; sub-soil assets; and other fixed assets.*

INCLUDE:

- ✓ Tangible fixed assets received from other establishments belonging to the same enterprise as this establishment should be valued as though purchased.
- ✓ Delivery charges and installation costs, taxes and other necessary fees (import duties, registration fees, etc.).

EXCLUDE:

- * Financing cost

Capital expenditures for tangible fixed assets refer to the full value of fixed assets acquired in 2017 whether or not full payments have been made.

Sale of tangible fixed assets refer to the actual amount received/realized (**not** book value) from the sale of fixed assets during the year including the value of fixed assets transferred to other establishments of the same enterprise.

Losses and damages refer to the decrease in the book value of tangible fixed assets due to theft, major catastrophe, and other accidental destructions.

Book value refers to the initial or acquisition cost of tangible fixed assets less accumulated depreciation charges. Also include in Book Value as of 31 December the capital expenditures for the corresponding tangible fixed assets.

TYPE OF TANGIBLE FIXED ASSETS	VALUE IN PESOS (Omit centavos)					LN NO
	CAPITAL EXPENDITURES FOR TANGIBLE FIXED ASSETS		SALE OF TANGIBLE FIXED ASSETS	LOSSES AND DAMAGES	BOOK VALUE AS OF 31 DECEMBER 2017	
	TOTAL (1)	PERCENT Directly Imported (2)				
a. Land						01
b. Buildings, other structures and land improvements (<i>INCLUDE: Leasehold improvements; major repair, renovations and additions.</i>)						02
c. Transport equipment (<i>INCLUDE: Aircrafts, ships/vessels, trains, buses, cars, and trucks; and other transport equipment.</i>)						03
d. Machinery and equipment (sum of 1 to 4)						04
1. ICT machinery and equipment (<i>INCLUDE: Computer and peripherals, telecommunications equipment and apparatus.</i>)						05
2. Specialized industrial machineries (<i>INCLUDE: Machine-tools, domestic electric appliances, and others.</i>)						06
3. General industrial machinery and equipment (<i>INCLUDE: Air-conditioning and refrigeration equipment; pumps and compressor; power generating equipment; other electronic machinery and equipment other than telecommunications.</i>)						07
4. Other machinery and equipment (<i>INCLUDE: Professional and scientific and controlling instruments; photographic equipment and optical goods; and others.</i>)						08
e. Valuables (<i>INCLUDE: Precious stones and metals; paintings; sculptures, antiques, etc.</i>)						09
f. Other tangible fixed assets (<i>INCLUDE: Furniture and fixtures and other fixed asset not specified above.</i>)						10
g. Total (sum of a to f)						11

Continued on Page 9

2017 ASPBIF5	PLEASE ENTER ON THE APPROPRIATE SPACE OR BOX THE DATA REQUESTED.	Page 9
--------------	--	--------

CAPITAL EXPENDITURES FOR ALL TANGIBLE FIXED ASSETS BY MODE OF ACQUISITION

16. Capital Expenditures for All Tangible Fixed Assets by Mode of Acquisition in 2017

⇒ Report the full value of all tangible fixed assets **acquired in 2017** by mode of acquisition. Total in this item should be equal to the **Total** reported in Item 15 column 1.

New tangible fixed assets refer to brand new tangible fixed assets acquired during the year, including directly/newly imported tangible fixed assets. **Directly/newly imported tangible fixed assets** are considered new whether or not they were used before they were imported.

Major alterations and improvements on tangible fixed assets are done to increase the performance or capacity of existing tangible fixed assets or to significantly extend their expected service lives.

Used tangible fixed assets refer to those that have been previously used within the country.

Tangible fixed assets produced on own account refer to the physical assets produced by the establishment for its own use. It should be valued as the cost of all work put in place including overhead cost.

MODE OF ACQUISITION	VALUE IN PESOS (Omit centavos)	LN NO
a. New tangible fixed assets		01
b. Major alteration and improvements on tangible fixed assets		02
c. Land and used tangible fixed assets		03
d. Tangible fixed assets produced on own account		04
e. Total (sum of a to d)		05

CAPITAL EXPENDITURES AND BOOK VALUE FOR INTANGIBLE ASSETS

17. Capital Expenditures and Book Value for Intangible Assets in 2017

⇒ Report the full value of all intangible fixed assets **acquired in 2017** and **book value as of 31 December 2017**.

TYPE OF INTANGIBLE ASSETS	VALUE IN PESOS (Omit centavos)		LN NO
	CAPITAL EXPENDITURES (1)	BOOK VALUE AS OF 31 DECEMBER 2017 (2)	
a. Intangible non-produced assets (INCLUDE: Purchased goodwill; patents; trademarks; franchises; licenses; processes; copyrights; leases and other transferable contract.)			01
b. Computer software and databases (INCLUDE: Computer programs; systems and applications software purchased; computer software developed in-house; computer databases purchased; computer data bases developed in-house.)			02
c. Entertainment, literary and artistic originals (INCLUDE: Original films, sound recordings, manuscripts, tapes, models, etc., on which drama performances, radio and television programming, musical performances, sporting events, literary and artistic output, etc., are recorded.)			03
d. Research and development			04
e. Other intangible assets			05
f. Total (sum of a to e)			06

Continued on Page 10

Page 10	PLEASE ENTER ON THE APPROPRIATE SPACE OR BOX THE DATA REQUESTED.	2017 ASPBIF5
---------	--	--------------

TOTAL ASSETS	VALUE IN PESOS <i>(Omit centavos)</i>	LN NO
18. Total Assets as of 31 December 2017 ⇒ Report the total assets of this establishment as of 31 December 2017. <i>Total assets are resources including land owned and/or controlled by the establishment as a result of past transactions and events from which future economic benefits are expected to flow to the establishment.</i>		01

CAPACITY UTILIZATION
19. Average Capacity Utilization Rate of this Establishment in 2017 (Not Applicable)

INVENTORIES
20. Inventories in 2017 <div style="border: 1px solid black; padding: 5px; margin-top: 10px;"> <i>Inventories refer to stocks of goods owned by or under the control of the establishment as of a fixed date, regardless of where the stocks are located.</i> <i>Stocks of raw materials, fuels and supplies should be valued at current replacement cost in purchaser prices at the indicated dates. Finished products, work-in-progress and goods for resale should be valued at producer prices.</i> <i>Replacement cost is the cost of an item in terms of its present price rather than its original price.</i> </div>

TYPE OF INVENTORIES	VALUE IN PESOS <i>(Omit centavos)</i>		
	As of 1 January 2017 (1)	As of 31 December 2017 (2)	LN NO
a. Materials and supplies			01
b. Fuels, lubricants, oils and greases			02
c. Goods for resale			03
d. Others, <i>specify:</i> _____			04
e. Total <i>(sum of a to d)</i>			05

21. Branches, Divisions, Plants Owned or Controlled (for Main Office)
⇒ List name, address, main economic activity, total employment as of 15 November 2017 and year started operation of branches, divisions, plants, or other establishments that this establishment owns or controls.

NAME OF BRANCH/DIVISION/ PLANT	ADDRESS (1)	MAIN ECONOMIC ACTIVITY (2)	TOTAL EMPLOY- MENT as of 15 November 2017 (3)	YEAR STARTED OPERA- TION (4)	Do Not Fill <i>(For PSA Use Only)</i> PROV/MUN/BGY ECN (5)
1					
2					
3					

⇒ Please use additional sheets, if necessary.

2017 ASPBIF5

PLEASE ENTER ON THE APPROPRIATE SPACE OR BOX THE DATA REQUESTED.

Page 11

22. Remarks**23. Certification**

I hereby certify that this report for the period _____ to _____ has been completed as accurately as the records of this establishment allow with the best estimates in some instances.

Name _____

Signature _____

Title/Designation _____

Date _____

24. Contact Person

Person to be contacted for queries regarding this form:

Name _____

Address _____

Title/Designation _____

Tel. No. _____

Fax. No. _____

E-mail Address _____

THANK YOU FOR ACCOMPLISHING THIS FORM!

25. Processing Information: Do Not Fill (For PSA Use Only)

Activity	Name	Signature	Number of Items with Errors	Date
Field Office:				
Distributed by				/ /
Collected by				/ /
Field Edited by				/ /
Manually Processed by				/ /
Machine Processed by				/ /
Central Office:				
Validated by				/ /
				/ /

2017 ASPBI Sampling Rate by Section, Industry Sub-class by Employment Stratum

Section Industry Sub-class	Sampling Rate by Employment Stratum				
	1-9	10-19	20-49	50-99	100 & OVER
A - Agriculture, Forestry, and Fishing	10%	15%	25%	50%	100%
B - Mining and Quarrying	100%	100%	100%	100%	100%
C - Manufacturing					
C19200 - Manufacture of refined petroleum products	100%	100%	100%	100%	100%
C19900 - Manufacture of other fuel products	100%	100%	100%	100%	100%
C23940 - Manufacture of cement	100%	100%	100%	100%	100%
C26110 - Manufacture of electronic valves and tubes	100%	100%	100%	100%	100%
C26120 - Manufacture of semi-conductor devices and other electronic components	100%	100%	100%	100%	100%
C26200 - Manufacture of computers and peripheral equipment and accessories	100%	100%	100%	100%	100%
C26300 - Manufacture of communication equipment	100%	100%	100%	100%	100%
C26400 - Manufacture of consumer electronics	100%	100%	100%	100%	100%
C26800 - Manufacture of magnetic and optical media	100%	100%	100%	100%	100%
Other Industry	10%	15%	25%	50%	100%
D - Electricity, Gas, Steam, and Air Conditioning Supply	100%	100%	100%	100%	100%
E - Water Supply; Sewerage, Waste Management and Remediation Activities	10%	15%	25%	50%	100%
F - Construction	10%	15%	25%	50%	100%
G - Wholesale and Retail Trade; Repair of Motor Vehicles and Motorcycles					
G46510 - Wholesale of computers, computer peripheral equipment and software	100%	100%	100%	100%	100%
G46521 - Wholesale of electronic valves and tubes	100%	100%	100%	100%	100%
G46522 - Wholesale of semi-conductor devices	100%	100%	100%	100%	100%
G46523 - Wholesale of micro-chips and integrated circuits	100%	100%	100%	100%	100%
G46524 - Wholesale of printed circuits	100%	100%	100%	100%	100%
G46526 - Wholesale of telephone and communications equipment including parts and accessories	100%	100%	100%	100%	100%
G46527 - Wholesale of blank audio and video tapes and diskettes, magnetic and optical disks (cds, dvds)	100%	100%	100%	100%	100%
Other Industry	10%	15%	25%	50%	100%
H - Transport and Storage					
H49204 - Chartered buses and cars operation (e.g. tourist buses, rent-a-car)	100%	100%	100%	100%	100%
H49324 - Chartered cars operation (rent-a-car)	100%	100%	100%	100%	100%
Other Industry	10%	15%	25%	50%	100%

Continued

2017 ASPBI Sampling Rate by Section, Industry Sub-class by Employment Stratum

Section Industry Sub-class	Sampling Rate by Employment Stratum				
	1-9	10-19	20-49	50-99	100 & OVER
I - Accommodation and Food Service Activities					
I55101 - Hotels and motels	100%	100%	100%	100%	100%
I55102 - Resort hotels	100%	100%	100%	100%	100%
I55103 - Condotels	100%	100%	100%	100%	100%
I55104 - Pension houses	100%	100%	100%	100%	100%
I55105 - Camping sites/facilities	100%	100%	100%	100%	100%
I55109 - Other short term accommodation activities, n.e.c	100%	100%	25%	100%	100%
I55909 - Other accommodation, n.e.c.	100%	100%	25%	100%	100%
Other Industry	10%	15%	25%	50%	100%
J - Information and Communication	100%	100%	100%	100%	100%
K - Financial and Insurance Activities					
K64200 - Activities of holding companies	100%	100%	100%	100%	100%
Other Industry	10%	15%	25%	50%	100%
L - Real Estate Activities	10%	15%	25%	50%	100%
M - Professional, Scientific and Technical Activities	10%	15%	25%	50%	100%
N - Administrative and Support Service Activities					
N82211 - Customer relationship management activities	100%	100%	100%	100%	100%
N82212 - Sales and marketing (including telemarketing) activities	100%	100%	100%	100%	100%
N82219 - Other call centers activities (voice), n.e.c.	100%	100%	100%	100%	100%
N82226 - Medical transcription activities	100%	100%	100%	100%	100%
Other Industry	10%	15%	25%	50%	100%
P - Education	10%	15%	25%	50%	100%
Q - Human Health and Social Work Activities	10%	15%	25%	50%	100%
R - Arts, Entertainment, and Recreation	10%	15%	25%	50%	100%
S - Other Service Activities	10%	15%	25%	50%	100%
S95110 - Repair of computers and peripheral equipment	100%	100%	100%	100%	100%
S95120 - Repair of communications equipment	100%	100%	100%	100%	100%
S95210 - Repair of consumer electronics	100%	100%	100%	100%	100%
Other Industry	10%	15%	25%	50%	100%

For Inquiries:

PHILIPPINE STATISTICS AUTHORITY

PSA Complex, East Avenue, Diliman, Quezon City, Philippines 1101

Tel. No.+63(2) 84626600 loc. 820 • Telefax No.+63(2) 84626600 loc. 839

E-mail address: info@psa.gov.ph • kmcd.staff@psa.gov.ph



Visit us on
www.psa.gov.ph



Like us on Facebook
[/PhilippineStatisticsAuthority](https://www.facebook.com/PhilippineStatisticsAuthority)



Follow us on Twitter
[@PSAgovph](https://twitter.com/PSAgovph)