



ISSN-1908-0425

REPUBLIC OF THE PHILIPPINES

PHILIPPINE STATISTICS AUTHORITY

2017 Annual Survey of Philippine Business and Industry

Volume X

Information and Communication



VOLUME X

ISSN 1908 - 0425

2017 ANNUAL SURVEY OF PHILIPPINE BUSINESS AND INDUSTRY

INFORMATION AND COMMUNICATION



REPUBLIC OF THE PHILIPPINES

PHILIPPINE STATISTICS AUTHORITY



REPUBLIC OF THE PHILIPPINES

PRESIDENT RODRIGO ROA DUTERTE



REPUBLIC OF THE PHILIPPINES
PHILIPPINE STATISTICS AUTHORITY

DENNIS S. MAPA, Ph.D.

Undersecretary

National Statistician and Civil Registrar General

Copyright© 2020 by Philippine Statistics Authority
PSA CVEA Building, East Avenue, Diliman,
Quezon City, Philippines

FOREWORD

This volume contains the final results of the **2017 Annual Survey of Philippine Business and Industry (ASPBI)** for Information and Communication sector. The 2017 ASPBI was conducted nationwide by the Philippine Statistics Authority (PSA) in 2018 with 2017 as reference period for all data items, except for employment which was based on the existing number as of 15 November 2017.

Statistics presented are the number of establishments, employment, compensation, income, expense, tangible fixed assets, intangible assets, inventories, value added, and e-commerce transactions which are at the national and regional levels, and disaggregated by employment size and industry.

Information contained in this report is useful to both the government and to the private sector in the formulation and implementation of economic plans and programs.

The PSA acknowledges with sincere appreciation, the cooperation of the responding establishments.



DENNIS S. MAPA, Ph.D.

Undersecretary

National Statistician and Civil Registrar General

Quezon City, Philippines
March 2020

TABLE OF CONTENTS

	Page
FOREWORD	iii
TABLE OF CONTENTS	v
EXPLANATORY TEXT	xv
Introduction	xv
Uses of Survey Data	xv
ASPBI Slogan and Logo	xvi
Legal Authority	xvi
Reference Period	xviii
Scope and Coverage	xviii
Unit of Enumeration	xix
Classification of Establishments	xx
Frame of Establishments	xxiv
Sampling Design	xxv
Sampling Units	xxv
Sampling Domains	xxvi
Geographic Domain.....	xxvi
Industry Domain.....	xxviii
Employment Stratum.....	xxix
Sample Size.....	xxx
Sample Allocation.....	xxxii
Sample Selection.....	xxxiv
Estimation Procedure	xxxiv
Questionnaire Design	xxxviii
Survey Operations.....	xl
Preparatory Activities.....	xl
Training.....	xl
Field Operations.....	xli
Data Processing.....	xlii
Tabulation.....	xliii
Dissemination.....	xliv
Response Rate	xlvi
Concepts and Definition	xlvi
Kinds of Establishments	li
Symbols and Abbreviations Used in Statistical Tables	liv

Table of Contents – *Continued*

	Page
DESCRIPTION OF INDUSTRIES FOR INFORMATION AND COMMUNICATION SECTOR	lv
BRIEF ANALYSIS	lix
FIGURE 1 Percentage Distribution of All Information and Communication Establishments by Industry Group: Philippines, 2017	lix
FIGURE 2 Distribution of Employment for All Information and Communication Establishments by Industry Sub-class, 2016	lx
FIGURE 3 Average Annual Compensation of Employees for All Information and Communication Establishments by Industry Group: Philippines, 2017.....	lxi
FIGURE 4 Income and Expense for the Top Five Industries for All Information and Communication Establishments by Industry Group: Philippines, 2017.....	lxii
FIGURE 5 Labor Productivity for the Top Five Industries for All Information and Communication Establishments by Industry Group: Philippines, 2017.....	lxiii
TABLE A Selected Indicators for All Information and Communication Establishments by Industry Group: Philippines, 2017.....	lxv
STATISTICAL TABLES FOR ESTABLISHMENTS FOR ALL EMPLOYMENT SIZES	
TABLE 1 Summary Statistics for All Information and Communication Establishments by Industry Group: Philippines, 2017.....	3
TABLE 2 Number of Establishments and Employment by Type and Sex for All Information and Communication Establishments by Industry Group: Philippines, 2017.....	6
TABLE 2.1 Number of Establishments and Research and Development (R&D) Personnel by Sex for All Information and Communication Establishments by Industry Group: Philippines, 2017.....	8
TABLE 3 Number of Establishments and Compensation by Type for All Information and Communication Establishments by Industry Group: Philippines, 2017...	9
TABLE 4 Number of Establishments and Income by Type for All Information and Communication Establishments by Industry Group: Philippines, 2017.....	10

Table of Contents – *Continued*

	Page
TABLE 4.1 Number of Establishments and Income from Service Rendered by Type of Transaction for All Information and Communication Establishments by Industry Group: Philippines, 2017.....	13
TABLE 4.2 Number of Establishments and Countries with the Highest Percentage of Income from Transactions Outside the Country for All Information and Communication Establishments by Industry Group: Philippines, 2017.....	14
TABLE 4.3 Number of Establishments and Income from Non-Industrial Services Done for Others by Type for All Information and Communication Establishments by Industry Group: Philippines, 2017.....	17
TABLE 4.4 Number of Establishments and Other Income by Type for All Information and Communication Establishments by Industry Group: Philippines, 2017...	19
TABLE 5 Number of Establishments and Expense by Type for All Information and Communication Establishments by Industry Group: Philippines, 2017.....	20
TABLE 5.1 Number of Establishments and Real Estate Sold by Type for All Information and Communication Establishments by Industry Group: Philippines, 2017.....	N/A
TABLE 5.2 Number of Establishments and Expense for Industrial Services Done by Others by Type for All Information and Communication Establishments by Industry Group: Philippines, 2017.....	25
TABLE 5.3 Number of Establishments and Expense for Non-Industrial Services Done by Others by Type for All Information and Communication Establishments by Industry Group: Philippines, 2017.....	26
TABLE 5.4 Number of Establishments and Cost of Goods Sold for All Information and Communication Establishments by Industry Group: Philippines, 2017...	29
TABLE 5.5 Number of Establishments and Taxes on Products and Other Taxes on Production for All Information and Communication Establishments by Industry Group: Philippines, 2017.....	30
TABLE 5.6 Number of Establishments and Other Expense by Type for All Information and Communication Establishments by Industry Group: Philippines, 2017...	31
TABLE 6 Number of Establishments and Capital Expenditures by Type of Tangible Fixed Assets for All Information and Communication Establishments by Industry Group: Philippines, 2017.....	33
TABLE 6.1 Number of Establishments and Capital Expenditures for Directly Imported Tangible Fixed Assets for All Information and Communication Establishments by Industry Group: Philippines, 2017.....	N/A

Table of Contents – *Continued*

	Page
TABLE 6.2 Number of Establishments and Capital Expenditures for Tangible Fixed Assets by Mode of Acquisition for All Information and Communication Establishments by Industry Group: Philippines, 2017.....	36
TABLE 7 Number of Establishments and Capital Expenditures for Intangible Assets by Type for All Information and Communication Establishments by Industry Group: Philippines, 2017.....	38
TABLE 8 Number of Establishments and Gross Additions to Tangible Fixed Assets for All Information and Communication Establishments by Industry Group: Philippines, 2017.....	40
TABLE 8.1 Number of Establishments and Sale of Tangible Fixed Assets by Type for All Information and Communication Establishments by Industry Group: Philippines, 2017.....	41
TABLE 8.2 Number of Establishments and Losses and Damages to Tangible Fixed Assets by Type for All Information and Communication Establishments by Industry Group: Philippines, 2017.....	44
TABLE 9 Number of Establishments and Book Value of Tangible Fixed Assets by Type for All Information and Communication Establishments by Industry Group: Philippines, 2017.....	47
TABLE 10 Number of Establishments and Book Value of Intangible Assets by Type for All Information and Communication Establishments by Industry Group: Philippines, 2017.....	50
TABLE 11 Number of Establishments and Value of Inventories for All Information and Communication Establishments by Industry Group: Philippines, 2017.....	52
TABLE 12 Number of Reporting Establishments and Nationality with Highest Capital Participation Rate as of 31 December for All Information and Communication Establishments by Industry Group: Philippines, 2017.....	56
TABLE 13 Number of Reporting Establishments with E-Commerce Transactions for All Information and Communication Establishments by Industry Group: Philippines, 2017.....	59

Table of Contents – Continued

**STATISTICAL TABLES FOR ESTABLISHMENTS WITH TOTAL
EMPLOYMENT OF 20 AND OVER**

	Page
TABLE 1a Summary Statistics for Information and Communication Establishments with Total Employment of 20 and Over by Region and Industry Group: Philippines, 2017.....	63
TABLE 2a Number of Establishments and Employment by Type and Sex for Information and Communication Establishments with Total Employment of 20 and Over by Region and Industry Group: Philippines, 2017.....	78
TABLE 2a.1 Number of Establishments and Research and Development (R&D) Personnel by Sex for Information and Communication Establishments with Total Employment of 20 and Over by Region and Industry Group: Philippines, 2017.....	88
TABLE 3a Number of Establishments and Compensation by Type for Information and Communication Establishments with Total Employment of 20 and Over by Region and Industry Group: Philippines, 2017.....	93
TABLE 4a Number of Establishments and Income by Type for Information and Communication Establishments with Total Employment of 20 and Over by Region and Industry Group: Philippines, 2017.....	99
TABLE 4a.1 Number of Establishments and Income from Service Rendered by Type of Transaction for Information and Communication Establishments with Total Employment of 20 and Over by Region and Industry Group: Philippines, 2017.....	115
TABLE 4a.2 Number of Establishments and Countries with the Highest Percentage of Income from Transactions Outside the Country for Information and Communication Establishments with Total Employment of 20 and Over by Region and Industry Group: Philippines, 2017.....	120
TABLE 4a.3 Number of Establishments and Income from Non-Industrial Services Done for Others by Type for Information and Communication Establishments with Total Employment of 20 and Over by Region and Industry Group: Philippines, 2017.....	135
TABLE 4a.4 Number of Establishments and Other Income by Type for Information and Communication Establishments with Total Employment of 20 and Over by Region and Industry Group: Philippines, 2017.....	145
TABLE 5a Number of Establishments and Expense by Type for Information and Communication Establishments with Total Employment of 20 and Over by Region and Industry Group: Philippines, 2017.....	151

Table of Contents – *Continued*

	Page
TABLE 5a.1 Number of Establishments and Real Estate Sold by Type for Information and Communication Establishments with Total Employment of 20 and Over by Region and Industry Group: Philippines, 2017.....	N/A
TABLE 5a.2 Number of Establishments and Expense for Industrial Services Done by Others by Type for Information and Communication Establishments with Total Employment of 20 and Over by Region and Industry Group: Philippines, 2017.....	176
TABLE 5a.3 Number of Establishments and Expense for Non-Industrial Services Done by Others by Type for Information and Communication Establishments with Total Employment of 20 and Over by Region and Industry Group: Philippines, 2017.....	181
TABLE 5a.4 Number of Establishments and Cost of Goods Sold for Information and Communication Establishments with Total Employment of 20 and Over by Region and Industry Group: Philippines, 2017.....	196
TABLE 5a.5 Number of Establishments and Taxes on Products and Other Taxes on Production for Information and Communication Establishments with Total Employment of 20 and Over by Region and Industry Group: Philippines, 2017.....	201
TABLE 5a.6 Number of Establishments and Other Expense by Type for Information and Communication Establishments with Total Employment of 20 and Over by Region and Industry Group: Philippines, 2017.....	206
TABLE 6a Number of Establishments and Capital Expenditures by Type of Tangible Fixed Assets for Information and Communication Establishments with Total Employment of 20 and Over by Region and Industry Group: Philippines, 2017.....	216
TABLE 6a.1 Number of Establishments and Capital Expenditures for Directly Imported Tangible Fixed Assets for Information and Communication Establishments with Total Employment of 20 and Over by Region and Industry Group: Philippines, 2017.....	N/A
TABLE 6a.2 Number of Establishments and Capital Expenditures for Tangible Fixed Assets by Mode of Acquisition for Information and Communication Establishments with Total Employment of 20 and Over by Region and Industry Group: Philippines, 2017.....	231
TABLE 7a Number of Establishments and Capital Expenditures for Intangible Assets by Type for Information and Communication Establishments with Total Employment of 20 and Over by Region and Industry Group: Philippines, 2017.....	241

Table of Contents – *Continued*

	Page
TABLE 8a	
Number of Establishments and Gross Additions to Tangible Fixed Assets for Information and Communication Establishments with Total Employment of 20 and Over by Region and Industry Group: Philippines, 2017.....	251
TABLE 8a.1	
Number of Establishments and Sale of Tangible Fixed Assets by Type for Information and Communication Establishments with Total Employment of 20 and Over by Region and Industry Group: Philippines, 2017.....	256
TABLE 8a.2	
Number of Establishments and Losses and Damages to Tangible Fixed Assets by Type for Information and Communication Establishments with Total Employment of 20 and Over by Region and Industry Group: Philippines, 2017.....	271
TABLE 9a	
Number of Establishments and Book Value of Tangible Fixed Assets by Type for Information and Communication Establishments with Total Employment of 20 and Over by Region and Industry Group: Philippines, 2017.....	286
TABLE 10a	
Number of Establishments and Book Value of Intangible Assets by Type for Information and Communication Establishments with Total Employment of 20 and Over by Region and Industry Group: Philippines, 2017.....	301
TABLE 11a	
Number of Establishments and Value of Inventories for Information and Communication Establishments with Total Employment of 20 and Over by Region and Industry Group: Philippines, 2017.....	311
TABLE 12a	
Number of Reporting Establishments and Nationality with Highest Capital Participation Rate as of 31 December for Information and Communication Establishments with Total Employment of 20 and Over by Region and Industry Group: Philippines, 2017.....	331
TABLE 13a	
Number of Reporting Establishments with E-Commerce Transactions for Information and Communication Establishments with Total Employment of 20 and Over by Region and Industry Group: Philippines, 2017.....	346

Table of Contents – Continued

**STATISTICAL TABLES FOR ESTABLISHMENTS WITH TOTAL
EMPLOYMENT OF LESS THAN 20**

	Page
TABLE 1b Summary Statistics for Information and Communication Establishments with Total Employment of Less than 20 by Industry Group: Philippines, 2017.....	359
TABLE 2b Number of Establishments and Employment by Type and Sex for Information and Communication Establishments with Total Employment of Less than 20 by Industry Group: Philippines, 2017.....	362
TABLE 2b.1 Number of Establishments and Research and Development (R&D) Personnel by Sex for Information and Communication Establishments with Total Employment of Less than 20 by Industry Group: Philippines, 2017.....	364
TABLE 3b Number of Establishments and Compensation by Type for Information and Communication Establishments with Total Employment of Less than 20 by Industry Group: Philippines, 2017.....	365
TABLE 4b Number of Establishments and Income by Type for Information and Communication Establishments with Total Employment of Less than 20 by Industry Group: Philippines, 2017.....	366
TABLE 4b.1 Number of Establishments and Income from Service Rendered by Type of Transaction for Information and Communication Establishments with Total Employment of Less than 20 by Industry Group: Philippines, 2017.....	369
TABLE 4b.2 Number of Establishments and Countries with the Highest Percentage of Income from Transactions Outside the Country for Information and Communication Establishments with Total Employment of Less than 20 by Industry Group: Philippines, 2017.....	370
TABLE 4b.3 Number of Establishments and Income from Non-Industrial Services Done for Others by Type for Information and Communication Establishments with Total Employment of Less than 20 by Industry Group: Philippines, 2017.....	373
TABLE 4b.4 Number of Establishments and Other Income by Type for Information and Communication Establishments with Total Employment of Less than 20 by Industry Group: Philippines, 2017.....	375
TABLE 5b Number of Establishments and Expense by Type for Information and Communication Establishments with Total Employment of Less than 20 by Industry Group: Philippines, 2017.....	386

Table of Contents – *Continued*

	Page
TABLE 5b.1 Number of Establishments and Real Estate Sold by Type for Information and Communication Establishments with Total Employment of Less than 20 by Industry Group: Philippines, 2017.....	N/A
TABLE 5b.2 Number of Establishments and Expense for Industrial Services Done by Others by Type for Information and Communication Establishments with Total Employment of Less than 20 by Industry Group: Philippines, 2017.....	381
TABLE 5b.3 Number of Establishments and Expense for Non-Industrial Services Done by Others by Type for Information and Communication Establishments with Total Employment of Less than 20 by Industry Group: Philippines, 2017.....	382
TABLE 5b.4 Number of Establishments and Cost of Goods Sold for Information and Communication Establishments with Total Employment of Less than 20 by Industry Group: Philippines, 2017.....	385
TABLE 5b.5 Number of Establishments and Taxes on Products and Other Taxes on Production for Information and Communication Establishments with Total Employment of Less than 20 by Industry Group: Philippines, 2017.....	386
TABLE 5b.6 Number of Establishments and Other Expense by Type for Information and Communication Establishments with Total Employment of Less than 20 by Industry Group: Philippines, 2017.....	387
TABLE 6b Number of Establishments and Capital Expenditures by Type of Tangible Fixed Assets for Information and Communication Establishments with Total Employment of Less than 20 by Industry Group: Philippines, 2017.....	389
TABLE 6b.1 Number of Establishments and Real Estate Sold by Type for Information and Communication Establishments with Total Employment of Less than 20 by Industry Group: Philippines, 2017.....	N/A
TABLE 6b.2 Number of Establishments and Capital Expenditures for Tangible Fixed Assets by Mode of Acquisition for Information and Communication Establishments with Total Employment of Less than 20 by Industry Group: Philippines, 2017.....	392
TABLE 7b Number of Establishments and Capital Expenditures for Intangible Assets by Type for Information and Communication Establishments with Total Employment of Less than 20 by Industry Group: Philippines, 2017	394

Table of Contents – *Continued*

	Page
TABLE 8b Number of Establishments and Gross Additions to Tangible Fixed Assets for Information and Communication Establishments with Total Employment of Less than 20 by Industry Group: Philippines, 2017.....	396
TABLE 8b.1 Number of Establishments and Sale of Tangible Fixed Assets by Type for Information and Communication Establishments with Total Employment of Less than 20 by Industry Group: Philippines, 2017.....	397
TABLE 8b.2 Number of Establishments and Losses and Damages to Tangible Fixed Assets by Type for Information and Communication Establishments with Total Employment of Less than 20 by Industry Group: Philippines, 2017.....	400
TABLE 9b Number of Establishments and Book Value of Tangible Fixed Assets by Type for Information and Communication Establishments with Total Employment of Less than 20 by Industry Group: Philippines, 2017.....	403
TABLE 10b Number of Establishments and Book Value of Intangible Assets by Type for Information and Communication Establishments with Total Employment of Less than 20 by Industry Group: Philippines, 2017.....	406
TABLE 11b Number of Establishments and Value of Inventories for Information and Communication Establishments with Total Employment of Less than 20 by Industry Group: Philippines, 2017.....	408
TABLE 12b Number of Reporting Establishments and Nationality with Highest Capital Participation Rate as of 31 December for Information and Communication Establishments with Total Employment of Less than 20 by Industry Group: Philippines, 2017.....	412
TABLE 13b Number of Reporting Establishments with E-Commerce Transactions for Information and Communication Establishments with Total Employment of Less than 20 by Industry Group: Philippines, 2017.....	416
APPENDICES	417
Appendix 1 2017 Annual Survey of Philippine Business and Industry Questionnaire (ASPBI Form No. 7).....	419
Appendix 2 2017 ASPBI Sampling Rate by Section, Industry Sub-class and Employment Stratum.....	431

EXPLANATORY TEXT

INTRODUCTION

The 2017 Annual Survey of Philippine Business and Industry (ASPBI) is one of the designated statistical activities of the Philippine Statistics Authority (PSA). It is a nationwide undertaking designed to collect and generate information on the levels, structure, and trends of economic activities of the formal sector in the entire country for the year 2017.

Specifically, the objectives of the 2017 ASPBI are the following:

- collect and generate detailed information on employment, income, expense, capital expenditures, and total assets of the establishments
- generate estimates for other economic indicators such as value added, labor productivity, average compensation and other indicators necessary to evaluate the performance of industries at the national and regional levels
- generate micro, small, and medium establishments (MSME) data using total employment; and
- gather information for the improvement of the list of establishments

The 2017 ASPBI is the 46th of the series of annual surveys of establishments since the 1956 Survey of Manufactures and the 33rd of the series for the Information and Communication sector. It was undertaken nationwide in 2018 with the year 2017 as the reference period of data, except for employment which was as of 15 November 2017.

Data processing of the survey was decentralized and an online system called the Establishment Data Management System (EDMS) was utilized to facilitate the processing of survey data.

This volume presents the final results of the 2017 ASPBI for all establishments, establishments with total employment of less than 20 and 20 and over. The unit of enumeration for this survey is the establishment. Statistical tables are presented at the national level disaggregated by industry group (3-digit PSIC). Data for one or two establishments in some industries are either suppressed or combined with other related industries to avoid disclosure of information as required by Section 27 of RA 10625 and Section 7 of RA 6713.

Uses of Survey Data

The data collected from ASPBI serve as bases upon which the government and the private sector formulate policies and economic development plans.

Specifically, the survey results are used in:

- constructing national and regional income accounts of the Philippine economy
- formulating development strategies and monitoring plans/policies in the attainment of national and regional goals
- determining and comparing regional economic structure and performance
- analyzing the performance and contribution of MSMEs to the total economy
- conducting market research and feasibility studies
- updating the frame of establishments

ASPBI Slogan and Logo

“Providing Statistics for a Globally Competitive Economy” is the slogan of all business and industry surveys and other surveys conducted by PSA.



The logo, which is a stylistic representation of the Filipino flag, capsulizes the objectives of the 2017 ASPBI.

The GOLDEN sun represents the vision of hope which reaches out like the sun's rays for the improvement of the quality of life of all Filipinos; the RED chart signifies the desired trend of the country's economic progress; the WHITE building denotes the business and industries that propel the growth of the economy; while the BLUE background symbolizes the cooperation between and among data providers, data producers, and data users.

LEGAL AUTHORITY

The conduct of the 2017 ASPBI is authorized under Republic Act (RA) 10625 known as the Philippine Statistical Act of 2013 - Reorganizing and strengthening of the Philippine Statistical System (PSS), its agencies, and instrumentalities. It shall be the policy of the State to affect the necessary and proper changes in the organizational and functional structures of the PSS to rationalize and promote efficiency and effectiveness in the delivery of statistical services.

Section 25 (Obligation to Provide Information) of the same law stipulated that all respondents, whether natural or legal persons, are required to provide truthful and complete information to all statistical inquiries or surveys conducted by the Philippine Statistics Authority (PSA).

Section 26 (Confidentiality of Information) states that data provided by respondents shall be considered privileged communication and as such shall be inadmissible as evidence in any proceeding.

“Individual data furnished by a respondent to statistical inquiries, surveys and censuses of the PSA shall be considered privileged communication and as such shall be inadmissible as evidence in any proceeding. The PSA may release aggregated information from statistical inquiries, surveys and censuses in the form of summaries or statistical tables in which no reference to an individual, corporation, association, partnership, institution or business enterprise shall appear...”

Section 27 specifies the penalties for any person who breach the confidentiality of information and for respondents who failed to provide truthful and complete information.

“Respondents of primary data collection activities such as censuses and sample surveys are obliged to give truthful and complete answers to statistical inquiries. The gathering, consolidation and analysis of such data shall likewise be done in the most truthful and credible manner.

To ensure compliance, any violation of this Act shall result in the imposition of the penalty of one (1) year imprisonment and a fine of One hundred thousand pesos (P100,000.00). In cases where the respondent fails to give truthful and complete answer to such statistical inquiries is a corporation, the above penalty shall be imposed against the responsible officer, director, manager and/or agent of said corporation. In addition, such erring corporation or any other juridical entity, depending on the category of the enterprise or business concerned whether small, medium or large, shall be imposed a fine ranging from One hundred thousand pesos (P100,000.00) to Five hundred thousand pesos (P500,000.00).

Any person, including parties within the PSA Board and the PSA, who breach the confidentiality of information, whether by carelessness, improper behavior, behavior with malicious intent, and use of confidential information for profit, are considered guilty of an offense and shall be liable to fines as prescribed by the PSA Board which shall not be less than Five thousand pesos (P5,000.00) nor more than Ten thousand pesos (P10,000.00) and/or imprisonment of three (3) months but not to exceed one (1) year, subject to the degree of breach of information.

Failure to comply with the survey clearance provision shall be penalized by a fine of Fifty thousand pesos (P50,000.00) to One hundred thousand pesos (P100,000.00), depending on the gravity and seriousness of such noncompliance.”

Republic Act 6713 further provides for the Code of Conduct and Ethical Standards for Public Officials and Employees.

Section 7 of RA 6713 states that:

“(c) Disclosure and/or misuse of confidential information. Public officials and employees shall not use or divulge confidential or classified information officially known to them by reason of their office and not made available to the public, either: (1) to further their private interest, or give undue advantage of anyone, or (2) to prejudice the public interest...”

REFERENCE PERIOD

All information collected in the 2017 ASPBI refers to the calendar year 2017. However, employment data was as of 15 November 2017. This was based on the results of the study on business practices where establishments find it easier to provide the number of employees as of the second month of the last quarter of the reference year.

Reports of establishment on a fiscal year other than January to December 2017 were accepted provided previous years' annual reports used the same period of reporting.

SCOPE AND COVERAGE

The 2017 ASPBI is a nationwide undertaking confined to the formal sector of the economy and as such excludes the informal sector.

The following comprise the formal sector:

1. Corporations and partnerships
2. Cooperatives and foundations
3. Single proprietorship with employment of 10 and over
4. Single proprietorship with branches

Hence, the 2017 ASPBI covered only the following economic units:

- All establishments with total employment (TE) of 10 and over, and
- All establishments with TE of less than 10, except those establishments with Legal Organization = 1 (single proprietorship) and Economic Organization = 1 (single establishment), that are engaged in economic activities classified according to the 2009 PSIC.

Table 1 shows the economic activities within the scope of the 2017 ASPBI.

TABLE 1 Scope of the 2017 ASPBI

Sector	Economic Activity	Sector	Economic Activity
A	Agriculture, Forestry and Fishing	J	Information and Communication
B	Mining and Quarrying	K	Financial and Insurance Activities
C	Manufacturing	L	Real Estate Activities
D	Electricity, Gas, Steam and Air Conditioning Supply	M	Professional, Scientific and Technical Activities
E	Water Supply; Sewerage, Waste Management and Remediation Activities	N	Administrative and Support Service Activities
F	Construction	P	Education
G	Wholesale and Retail Trade; Repair of Motor Vehicles and Motorcycles	Q	Human Health and Social Work Activities
H	Transportation and Storage	R	Arts, Entertainment and Recreation
I	Accommodation and Food Service Activities	S	Other Service Activities

The following sections of the 2009 PSIC are excluded from the scope of this survey and all other establishment-based surveys of PSA:

- Public Administration and Defense, Compulsory Social Security (Section O)
- Activities of Households as employers; Undifferentiated Goods and Services Producing Activities of Households to Own Use (Section T)
- Activities of Extra-territorial Organization and Body (Section U)

UNIT OF ENUMERATION

The unit of enumeration in the 2017 ASPBI is the establishment. An establishment is defined in the United Nations International Recommendations on Industrial Statistics as “*an economic unit under single ownership or control, i.e., under a single legal entity, engaged in one or predominantly one kind of economic activity at a single fixed location.*”

In actual practice, however, there are difficulties in applying the ideal definition so the establishment is defined in operational terms to take into account the organization and record-keeping practices of certain sectors by making the single location and activity criteria more flexible. It is then necessary to use the kind-of-activity unit (KAU).

The KAU is *“the unit that is engaged in the production of the most homogenous group of goods and services, usually at one location, but sometimes over a wider area, for which separate records are available that can provide data concerning the production of these goods and services and the materials, labor and physical resources used in the production.”*

The above definition applies to the following sectors and industries:

Sectors

- Construction
- Transportation and Storage
- Financial and Insurance Activities
- Real Estate Activities

Industries

- Electric power generation, transmission, and distribution (Electric Cooperatives)
- Wired telecommunications activities
- Wireless telecommunications activities
- Satellite telecommunications activities
- Telephone access in facilities open to the public service activities
- Other telecommunications service activities, n.e.c.
- Travel agency and tour operator activities
- Other reservation service and related activities
- Security and investigation activities
- General cleaning of buildings

The use of the kind-of-activity unit (KAU) for the above-mentioned sectors and industries was necessary as there is no restriction for the geographical areas in which a given kind of activity is carried on by a single legal entity.

CLASSIFICATION OF ESTABLISHMENTS

An establishment is categorized by its economic organization, legal organization, industrial classification, employment size, and geographic location.

Economic Organization (EO)

This relates to the organizational structure or role of the establishment in the organization.

The following are the types of EO:

- Single establishment (EO=1) is an establishment which has neither branch nor main office.

- Branch only (EO=2) is an establishment which has a separate main office located elsewhere.
- Establishment and main office (EO=3), is one where the establishment is located in the same address as the main office and with branch/es elsewhere.
- Main office only (EO=4) is the unit which controls, supervises and directs one or more establishments of an enterprise.
- Ancillary unit other than Main Office (EO=5) is the unit that operates primarily or exclusively for a related establishment or group of related establishments or its parent establishment and provides goods or services that support but do not become part of the output of those establishments.

Legal Organization (LO)

This provides the legal basis for ownership of the establishment. The following are the types of LO:

- Single Proprietorship (LO=1) is a business establishment organized, owned and managed by one person, who alone assumes the risk of the business enterprise.
- Partnership (LO=2) is an association of two or more individuals for the conduct of a business enterprise based upon an agreement or contract between or among them to contribute money, property or industry into a common fund with the intention of dividing profits among themselves.
- Government Corporation (LO=3) is a corporation organized for private aim, benefit or purpose with the government as the majority stockholder, regardless of whether they are stock or non-stock corporations.
- Stock Corporation (LO=4) is an ordinary business corporation organized by private persons, created and operated for the purpose of making a profit which may be distributed in the form of dividends to stockholders on the basis of their invested capital.
- Non-Stock Non-Profit Corporation (LO=5) is a business corporation which does not issue stock to its members and are created not to profit but for the public good and welfare. Of this character, are most of the religious, social, literary, scientific, civic and political organizations and societies.
- Cooperative (LO=6) is an organization composed primarily of small producers and/or consumers who voluntary join together to form a business enterprise, which they themselves own, control and patronize.
- Others (LO=7) are organizations not classified in any of the above classification like private associations, foundations, non-government organizations, etc.

Industrial Classification

The industrial classification of an economic unit is determined by the activity from which it derives its major income or revenue. The 2009 Philippine Standard Industrial Classification (PSIC) was utilized to classify economic units according to their economic activities. It was approved for adoption by government agencies and instrumentalities through NSCB Resolution No. 2 Series 2010 signed on 10 February 2010.

The 2009 PSIC is a detailed classification of industries prevailing in the country according to the kind of productive activities undertaken by the establishments. It is aligned with the International Standard Industrial Classification of all Economic Activities (ISIC) Revision 4, as officially released by the United Nations Statistics Division on 11 August 2008 for adoption by countries in their revised national classifications by 2010.

The 2009 PSIC took into account the significant changes in the relative importance of various economic activities in the country that have taken place since 2002. It is linked with the ASEAN Common Industrial Classification (ACIC) as approved by the ASEAN Heads of Statistical Offices (AHSOM) in November 2006.

The structure and coding system of the 2009 PSIC consists of an alpha character and 5 numeric digits. The alpha character, represents the **section** (also known as a sector), the first two digits represent the **division**; the first three digits, the **group**; the first four digits, the **class**; and all 5 digits, the **sub-class**.

Example: PSIC Code J61901

Section	J	Information and Communication
Division	61	Telecommunications
Group	619	Other telecommunications activities
Class	6190	Other telecommunications activities
Sub-class	61901	Telephone access in facilities open to the public service activities

Table 2 shows the levels of disaggregation of industries in the 2009 PSIC.

TABLE 2 Levels of Disaggregation of the 2009 PSIC by Sector

Code	Section	Division	Group	Class	Sub-class
	Total	88	246	521	1,285
A	Agriculture, Forestry, and Fishing	3	12	53	157
B	Mining and Quarrying	5	10	15	32
C	Manufacturing	24	73	201	476
D	Electricity, Gas, Steam, and Air Conditioning Supply	1	3	3	3
E	Water Supply; Sewerage, Waste Management and Remediation Activities	4	6	8	8
F	Construction	3	8	10	15
G	Wholesale and Retail Trade; Repair of Motor Vehicles and Motorcycles	3	20	45	189
H	Transportation and Storage	5	12	21	56
I	Accommodation and Food Service Activities	2	5	6	20
J	Information and Communication	6	13	25	39
K	Financial and Insurance Activities	3	10	21	45
L	Real Estate Activities	1	2	5	6
M	Professional, Scientific and Technical Activities	7	16	16	38
N	Administrative and Support Service Activities	6	19	28	74
O	Public Administration and Defense; Compulsory Social Security	1	3	7	12
P	Education	1	6	13	24
Q	Human Health and Social Work Activities	3	9	11	32
R	Arts, Entertainment, and Recreation	4	5	10	18
S	Other Service Activities	3	10	18	34
T	Activities of Households as Employers; Undifferentiated Goods – and Services-Producing Activities of Private Households for Own Use	2	3	3	3
U	Activities of Extraterritorial Organizations and Bodies	1	1	2	4

Establishment Size Classification

The size of an establishment is determined by its total employment as of a specific date.

Table 3 shows the Employment Size (SZ) classification and code used in the survey.

TABLE 3 Employment Size and Code

SZ Code	Total Employment	SZ Code	Total Employment
0	1 – 4	5	100 – 199
1	5 – 9	6	200 – 499
2	10 – 19	7	500 – 999
3	20 – 49	8	1,000 – 1,999
4	50 – 99	9	2,000 and over

Geographic Classification

Establishments are also classified by geographic area using the Philippine Standard Geographic Classification (PSGC). The PSGC is a systematic classification and coding of geographic areas in the country. It contains updates in regions, provinces, cities, municipalities and barangays in the Philippines.

Based on the PSGC as of 31 December 2017, the Philippines has 17 Regions, 81 provinces, 145 cities, 1,489 municipalities, and 42,036 barangays. The update in 2017 was the abolition of Negros Island Region (NIR) on 07 August 2017 through Executive Order 38 – “Revoking Executive Order No. 183 (s. 2015) which Created a Negros Island Region and for Other Purposes.” Provinces, cities, municipalities, and barangays of Negros Occidental and Negros Oriental reverted to Region VI (Western Visayas) and Region VII (Central Visayas), respectively.

FRAME OF ESTABLISHMENTS

The frame for the 2017 ASPBI was extracted from the 2017 List of Establishments (LE) as of 19 January 2018.

The 2017 LE is a result of the conduct of the 2017 Updating of the List of Establishments (ULE) in selected barangays in Quezon City and in Iloilo City. These two industry hubs were selected because of the emergence of growth area barangays in terms of the number of establishments during the past years. Other sources of updates are the company websites and the survey reports/feedbacks from the 2016 Annual Survey of Philippine Business and Industry.

The 2017 LE shows that there were 917,582 establishments in operation nationwide of which 228,112 (24.86%) comprised the establishment frame or are within the scope and coverage of the 2017 ASPBI. This frame was used to draw the sample establishments for the survey.

SAMPLING DESIGN

The 2017 ASPBI used stratified systematic sampling design with 5-digit PSIC serving as industry strata and employment size as the second stratification variable.

Sampling Units

The sampling unit of the 2017 ASPBI was the establishment. In particular, the sampling units for industries identified as the kind-of-activity unit (KAU) were establishments with EO = 1, 3 and 4. The sampling units for non-KAU industries were establishments with EO = 1, 2 and 3.

For Government-Owned-and-Controlled Corporations (GOCCs), the sampling units were establishments with EO=1, 3 and 4, except for those engaged under Sectors G and R in which the sampling units are establishments with EO = 1, 2 and 3. This is based on the availability of data at these units which maintain the records.

Table 4 shows the sampling units by sector and selected industries.

TABLE 4 Sampling Units by Sector and Selected Industries

Sector/ Industry Code	Description	EO
A	Agriculture, Forestry and Fishing	1, 2, 3
B	Mining and Quarrying	1, 2, 3
C	Manufacturing	1, 2, 3
D	Electricity, Gas, Steam and Air Conditioning Supply, except Electric power generation, transmission, and distribution (Electric Cooperatives with LO=6) - D35100	1, 2, 3
D35100	Electric power generation, transmission and distribution (Electric Cooperatives with LO=6)	1, 3, 4
E	Water Supply; Sewerage, Waste Management and Remediation Activities	1, 2, 3
F	Construction	1, 3, 4

Continued

TABLE 4 --Concluded

Sector/ Industry Code	Description	EO
G	Wholesale and Retail Trade; Repair of Motor Vehicles and Motorcycles	1, 2, 3
H	Transportation and Storage	1, 3, 4
I	Accommodation and Food Service Activities	1, 2, 3
J	Information and Communication except J611, J612, J613, J61901 and J61909	1, 2, 3
J611	Wired telecommunications activities	1, 3, 4
J612	Wireless telecommunications activities	1, 3, 4
J613	Satellite telecommunications activities	1, 3, 4
J61901	Telephone access in facilities open to the public service activities	1, 3, 4
J61909	Other telecommunications service activities	1, 3, 4
K	Financial and Insurance Activities	1, 3, 4
L	Real Estate Activities	1, 3, 4
M	Professional, Scientific and Technical Activities	1, 2, 3
N	Administrative and Support Service Activities, except N791, N799, N80 and N81210	1, 2, 3
N791	Travel agency and tour operator activities	1, 3, 4
N799	Other reservation service and related activities	1, 3, 4
N80	Security and investigation activities	1, 3, 4
N81210	General cleaning of buildings	1, 3, 4
P	Education	1, 2, 3
Q	Human Health and Social Work Activities	1, 2, 3
R	Arts, Entertainment and Recreation	1, 2, 3
S	Other Service Activities	1, 2, 3

Sampling Domains

The sampling domains for the 2017 ASPBI were the industry subclasses (5-digit) of the 2009 PSIC (industry domains), the 17 administrative regions (geographic domains), and the employment size strata.

Geographic Domain

For establishments with TE of 20 and over, the 17 administrative regions serve as the geographic domains; while for establishments with TE of less than 20, the national level.

Table 5 shows the list of 17 regions and its respective provinces.

TABLE 5 Geographic Domain and Its Composition

Region	Province/City/Municipality
National Capital Region (NCR)	City of Manila, Quezon City, Mandaluyong City, Marikina City, Pasig City, San Juan City, Caloocan City, Malabon City, Navotas City, Valenzuela City, Makati City, Pateros, Taguig City, Parañaque City, Las Piñas City, Muntinlupa City, Pasay City
Cordillera Administrative Region (CAR)	Abra, Apayao, Benguet, Ifugao, Kalinga, Mountain Province
Region I – Ilocos Region	Ilocos Norte, Ilocos Sur, La Union, Pangasinan
Region II – Cagayan Valley	Batanes, Cagayan, Isabela, Nueva Vizcaya, Quirino
Region III – Central Luzon	Aurora, Bataan, Bulacan, Nueva Ecija, Pampanga, Tarlac, Zambales
Region IV-A – CALABARZON	Batangas, Cavite, Laguna, Quezon, Rizal
Region IV-B – MIMAROPA	Marinduque, Occidental Mindoro, Oriental Mindoro, Palawan, Romblon
Region V – Bicol Region	Albay, Camarines Norte, Camarines Sur, Catanduanes, Masbate, Sorsogon
Region VI – Western Visayas	Aklan, Antique, Capiz, Guimaras, Iloilo, Negros Occidental
Region VII – Central Visayas	Bohol, Cebu, Siquijor, Negros Oriental
Region VIII – Eastern Visayas	Biliran, Eastern Samar, Leyte, Northern Samar, Samar (Western), Southern Leyte
Region IX – Zamboanga Peninsula	Zamboanga del Norte, Zamboanga del Sur, Zamboanga Sibugay, Isabela City
Region X– Northern Mindanao	Bukidnon, Camiguin, Lanao del Norte, Misamis Occidental, Misamis Oriental
Region XI – Davao Region	Compostela Valley, Davao del Norte, Davao del Sur, Davao Oriental, Davao Occidental
Region XII – SOCCSKSARGEN	Cotabato (North), Sarangani, South Cotabato, Sultan Kudarat, Cotabato City
Caraga	Agusan del Sur, Agusan del Norte, Dinagat Island, Surigao del Norte, Surigao del Sur
Autonomous Region in Muslim Mindanao (ARMM)	Basilan (excluding Isabela City), Lanao del Sur, Maguindanao (excluding Cotabato City), Sulu, Tawi-Tawi

Industry Domain

For all sectors, the industry domains (strata) were the same for both establishments with TE of 20 and over, and TE of less than 20.

Table 6 shows a summary of the number of industry domains by sector.

TABLE 6 Distribution of Industry Strata by Sector

Sector	Number of Industry Strata	Sector	Number of Industry Strata
Total	1,064		
A	87	J	36
B	20	K	41
C	424	L	6
D	1	M	36
E	8	N	69
F	15	P	13
G	177	Q	23
H	49	R	18
I	19	S	22

To address the data needs of stakeholders for a more detailed industrial classification, selected industries (D35100, J59110, J59120, and J62010) were split and assigned with sub-industry codes.

However, the original 2009 PSIC code was used in the publication of survey results. The newly assigned industry codes will be used to generate data for the sub-industries only upon request.

Table 7 shows the split industries with assigned codes.

TABLE 7 Assigned Industry Codes for Split Industries

2009 PSIC Code	Assigned Industry Code	Description
D35100	D3510	Generation, transmission and distribution of electricity
	D35101	Generation of electricity
	D35102	Transmission of electricity
	D35103	Distribution of electricity

Continued

TABLE 7 --Concluded

2009 PSIC Code	Assigned Industry Code	Description
J59110	J5911	Motion picture, video and television programme activities
	J59111	Pre and main production of traditional and 2D animation
	J59112	Pre and main production of 3D animation
	J59119	Pre and main production of other motion films
J59120	J5912	Motion picture, video and television programme post-production activities
	J59121	Post production of traditional and 2D animation
	J59122	Post production of 3D animation
	J59129	Post production of other motion films and etc.
J62010	J6201	Computer programming activities
	J62011	Game design and development
	J62019	Other computer programming activities

Employment Stratum

Within the industry domains for each sector, the establishments were further stratified by total employment (TE). The TE sizes were either combined or taken as a group to comprise the **employment stratum** and were limited to five employment strata. The basic considerations for grouping were the concentration of establishments in the TE sizes and the occurrence of stratum jumpers between TE sizes.

Considering the need for data on Micro, Small and Medium Enterprises (MSMEs), two separate employment strata were maintained in TE of less than 20: TE 1 – 9 and TE 10 – 19.

Table 8 shows the employment strata and corresponding sampling rates.

TABLE 8 Employment Stratum

Employment Stratum	TE Size	Sampling Rates (%)
1	1 – 9	10
2	10 – 19	15
3	20 – 49	25
4	50 – 99	50
5	100 and over	100 (certainty)

In general, employment strata 1 to 4 were non-certainty strata while stratum 5 was a certainty stratum.

A **certainty stratum** is defined as a stratum with a sampling ratio of 100 percent. In this stratum, all establishments are taken as certainty samples, i.e. the selection probability is 1 and the sampling weight is 1.

On the other hand, a **non-certainty stratum** is a stratum where only sample establishments are taken.

Refer to Table 8 for the corresponding sampling rates for establishments in the non-certainty employment size strata.

Sample Size

The primary consideration in the determination of sample size for the survey was its manageability at the optimum level of an estimated budget without compromising the reliability and accuracy of survey results and the timeliness of retrieval of accomplished questionnaires from respondents. As such, the target sample size was maintained to be more or less close to the sample sizes of the previous annual surveys conducted which are about 30,000 samples.

For sampling purposes, the survey frame was divided into five primary strata. Stratum 1 was comprised of Mining and Quarrying (B), and Electricity, Gas, Steam and Air Conditioning Supply (D); Stratum 2 consisted of establishments under certainty industries including the Information and Communications Technology (ICT) core industries and Business Process Management (BPM) industries; Stratum 3 was for GOCCs; Stratum 4 was composed of establishments with TE of 100 and over, and Stratum 5 included all other establishments not classified in strata 1-4. Strata 1-4 were considered as certainty strata while Stratum 5 was treated as a non-certainty stratum.

Table 9 shows the list of primary strata.

TABLE 9 Primary Strata

Stratum Code	Sampling Unit	Sampling Indicator
1	Establishments under Sectors B and D	Certainty
2	Establishments under the certainty industries	Certainty
	SICT Core Industries	
	BPM Industries	
3	GOCCs	Certainty
4	Establishments with TE of 100 and over	Certainty
5	All other establishments not classified in strata 1 - 4	Non-certainty

Sample Size for TE of less than 20

Non-certainty samples: For each industry stratum (5-digit PSIC) at the national level, the sample size for establishments with TE of less than 20 was determined by applying the specified sampling rates for each employment stratum (i.e., separately for strata TE 1 - 9 and TE 10 - 19). The total number of non-certainty samples for establishments with TE of less than 20 was 6,272.

Certainty samples: The total number of certainty samples for establishments with TE of less than 20 was 4,563.

Hence, the total number of samples for all establishments with TE of less than 20 was 10,835.

Sample Size for TE of 20 – 99

Non-certainty samples: For each industry stratum (5-digit PSIC) at the national level, the sample size for establishments with TE of 20 – 99 was determined by applying the specified sampling rates for each employment stratum (i.e., separately for TE of 20 – 49 and TE 50 – 99). The total number of non-certainty samples for establishments with TE of 20 - 99 was 11,322.

Certainty samples: The total number of certainty samples for establishments with TE of 20 – 99 was 1,788.

The total sample size for establishments with TE of 20 – 99 was 13,110.

Sample Size for TE of 100 and over

The total number of sample establishments with TE of 100 and over was 7,426. Note that these establishments were certainty samples.

2017 ASPBI Samples

All samples in the certainty and non-certainty strata are combined to comprise the total samples for the survey. Thus, the total number of samples for the 2017 ASPBI was 31,371 establishments.

Table 10 shows the distribution of samples by sector.

TABLE 10 Number of Sample Establishments by Sector

Sector	Industry Description	Number of Samples
Total		31,371
A	Agriculture, Forestry and Fishing	1,171
B	Mining and Quarrying	280
C	Manufacturing	6,662
D	Electricity, Gas, Steam and Air Conditioning Supply	373
E	Water Supply, Sewerage, Waste Management and Remediation Activities	656
F	Construction	833
G	Wholesale and Retail Trade; Repair of Motor Vehicles and Motorcycles	7,092
H	Transportation and Storage	988
I	Accommodation and Food Service Activities	1,473
J	Information and Communication	3,896
K	Financial and Insurance Activities	1,122
L	Real Estate Activities	352
M	Professional, Scientific and Technical Services	770
N	Administrative and Support Service Activities	2,386
P	Education	1,344
Q	Human Health and Social Work Activities	847
R	Arts, Entertainment and Recreation	387
S	Other Service Activities	739

Sample Allocation for Non-Certainty Samples

Note that certainty samples were determined and segregated first before non-certainty samples were allocated to regions.

Sample Allocation for TE of less than 20

No geographic allocation was applied to these strata (TE 1 – 9 and TE 10 – 19) since data of interest were on the national level only.

The minimum sample size was set to 3 establishments and a maximum of 5 establishments per cell (industry domain and employment stratum) except for common industries which were set to a minimum of 3 and a maximum of 20 establishments per cell. The common industries are defined as the industry stratum with a total number of establishments greater than 500 establishments. However, when the total number of establishments in the cell is equal to or less than the set minimum sample size, all establishments in that cell were taken as samples.

Sample Allocation for TE 20 – 99

For each industry domain, the proportional allocation was used in allocating the number of samples in the employment size strata of TE 20 – 49 and TE 50 – 99 to the different regions. Basis of allocation is the total number of establishments in the region by industry domain and by employment stratum excluding the certainty samples.

The minimum sample size is also set to 3 establishments per cell (industry domain, employment stratum, and region). However, when the total number of establishments in the cell is equal to or less than the set minimum sample size, all establishments in that cell are taken as samples.

The number of samples for each employment stratum within an industry domain at the national level was allocated by region using the formula:

$$n_{hij} = \left(\frac{N_{hij}}{N_{hi}} \right) \times n_{hi}$$

where:

- N_{hij} = total number of establishments in the j^{th} region of the i^{th} employment stratum in the h^{th} industry domain
- N_{hi} = total number of establishments in the i^{th} employment stratum of the h^{th} industry domain
- n_{hij} = number of sample establishments in the j^{th} region of the i^{th} employment stratum in the h^{th} industry domain
- n_{hi} = number of sample establishments in the i^{th} employment stratum of the h^{th} industry domain

Sample Selection

For all sectors, sample establishments in the sampling strata of TE of less than 20 are selected using systematic sampling by industry domain and employment stratum at the national level. For each industry domain and employment stratum, the establishments are sorted by region, the province from the largest actual employment to smallest actual employment, business name, and ECN.

For each of the sampling strata of TE of 20 - 99 (i.e., TE 20-49 and TE 50-99), sample establishments are selected using systematic sampling within the region. For each region in the employment stratum and industry domain, the establishments are sorted by province from the largest actual employment to the smallest actual employment, business name, and ECN.

Systematic sampling was chosen so that the sample employment values are spread out, resulting in having representative samples for each TE size in the employment stratum. Likewise, this mode of sampling will somehow provide implicit stratification of TE by employment size group, thus avoiding all sample establishments with low TE values or high TE values.

Estimation Procedure

For Establishments with TE of Less Than 20

a. Non-certainty Stratum

The estimate of the total of a characteristic (\hat{X}_s) for the non-certainty employment stratum TE less than 20 in the s^{th} industry domain is

$$\hat{X}_s = \sum_{j=1}^{n_s} W_{sj} x_{sj}$$

where:

s	=	denotes the non-certainty employment strata in employment of less than 20
x_{sj}	=	value of the j^{th} establishment in the non-certainty employment stratum in employment of less than 20 in the s^{th} industry domain
j	=	1, 2, 3, ..., n_s establishments
W_{sj}	=	weight of the j^{th} establishment in the non-certainty employment stratum in employment of less than 20 in the s^{th} industry domain

$$W_{sj} = N_s / n_s$$

where:

- N_s = total number of establishments in the non-certainty employment stratum in employment of less than 20 in the s^{th} industry domain
- n_s = number of sample establishments in the non-certainty employment stratum in employment less than 20 in the s^{th} industry domain

b. Certainty Stratum

The estimate of the total of a characteristic (\hat{X}_c) for the certainty employment stratum in the c^{th} industry domain is

$$X_c = \sum_{j=1}^{m_c} x_{cj}$$

where:

- c denotes the certainty employment strata in employment of less than 20 in the c^{th} industry domain
- x_{cj} = value of the j^{th} establishment in the certainty employment strata in employment of less than 20 in the c^{th} industry domain
- j = 1, 2, 3, ..., m_c establishments
- m_c = number of establishments in the certainty employment strata in employment of less than 20 in the c^{th} industry domain

c. Total Estimate for TE of Less Than 20

National level estimates of the total of a characteristic (\hat{X}_d) for the industry domain was obtained by aggregating the estimates for all employment strata (non-certainty and certainty) in the same industry domain,

$$\hat{X}_d = \sum \hat{X}_s + \sum X_c$$

where: d denotes the industry domain

For Establishments with TE of 20 and Over

a. Non-Certainty Stratum (TE of 20 to 49 and TE 50 to 99)

The estimate of the total of a characteristic (\hat{X}_{sp}) for the non-certainty employment strata in TE of 20 to 49 and TE 50 to 99 for an industry domain in each region is

$$\hat{X}_{sp} = \sum_{j=1}^{n_{sp}} W_{spj} x_{spj}$$

where:

- s denotes the non-certainty employment stratum in TE of 20 and over
- p = 1, 2, ..., 17 regions
- x_{spj} = value of the j^{th} establishment in the non-certainty employment stratum in TE of 20 and over for an industry domain in each region
- j = 1, 2, 3, ..., n_{sp} establishments
- W_{spj} = weight of the j^{th} establishment in the non-certainty employment stratum in TE of 20 and over for an industry domain in each region

$$W_{spj} = \frac{N_{sp}}{n_{sp}}$$

where:

- N_{sp} = total number of establishments in the non-certainty employment stratum in TE of 20 and over for an industry domain in each region
- n_{sp} = number of sample establishments in the non-certainty employment stratum in TE of 20 and over for an industry domain in each region

b. Certainty Stratum

The estimate of the total of a characteristic (\hat{X}_{cp}) for the certainty employment stratum of TE of 100 and over in an industry domain in each region is

$$X_{cp} = \sum_{j=1}^{m_{cp}} x_{cpj}$$

where:

- c denotes the certainty employment stratum in TE of 100 and over
- p = 1, 2, ..., 17 regions
- x_{cpj} = value of the j^{th} establishment in the certainty employment stratum in TE of 100 and over in an industry domain within each region
- j = 1, 2, 3, ..., m_{cp} establishments

m_{cpj} = number of establishments in the certainty employment stratum in TE of 20 and over in an industry domain within each region

Total Estimate for TE of 20 and Over

The estimate of the total of a characteristic (\hat{X}_{dp}) for the industry domain in each region was obtained by aggregating the estimates for all employment strata (non-certainty and certainty) in the same industry domain,

$$\hat{X}_{dp} = \sum \hat{X}_{sp} + \sum X_{cp}$$

where: dp denotes the industry domains in each region.

National level estimates of the characteristics by industry domain were obtained by aggregating separately the estimates (\hat{X}_{dp}) for the particular industry domain from all the regions.

Total Estimate for All Establishments

National level estimates of the characteristics by industry domain were obtained by aggregating separately the total estimates of TE less than 20 and TE 20 and over for a particular industry domain.

Weight Adjustment Factor for Non-Response

To account for non-response in the non-certainty strata, the adjustment factors, and (n/n') was multiplied with the sampling weight (W) of each of the sampling unit. The sampling weight which is defined as N/n was recomputed as

General Formula

$$W' = \frac{N}{n} \times \frac{n}{n'} = \frac{N}{n'}$$

Thus, the adjusted weight (W'_{sj}) for employment stratum in TE of 1-9 and 10-19 is

$$W'_{sj} = \frac{N_s}{n_s} \times \frac{n_s}{n'_s} = \frac{N_s}{n'_s}$$

where:

N_s = total number of establishments in the employment stratum in TE of 1 - 9 and 10 - 19 in the s^{th} industry domain
 n'_s = number of responding establishments in the employment stratum in TE of 1 - 9 and 10 - 19 in the s^{th} industry domain

For the non-certainty employment stratum in TE of 20-49 and 50-99, the adjusted weight (W'_{spj}) is

$$W'_{spj} = \frac{N_{sp}}{n_{sp}} \times \frac{n_{sp}}{n'_{sp}} = \frac{N_{sp}}{n'_{sp}}$$

where:

- N_{sp} = total number of establishments in the non-certainty employment stratum in TE of 20 - 49 and 50 - 99 for an industry domain within each region
- n'_{sp} = number of responding establishments in the non-certainty employment stratum in TE of 20 - 49 and 50 - 99 for an industry domain within each region

QUESTIONNAIRE DESIGN

Survey Questionnaires

The 2017 ASPBI utilized seven types of questionnaires, each with a corresponding clearance number and an expiration date of 31 March 2019.

Table 11 shows the different types of questionnaire, their spot color, and assigned clearance numbers.

TABLE 11 Types of Questionnaires

Form Number	Form Title	Spot Color	Clearance Number	PSIC Section
ASPBI Form 1	Agriculture, Forestry and Fishing	Green	PSA-1812-01	A
ASPBI Form 2	Mining and Quarrying; Manufacturing	Yellow	PSA-1812-02	B, C
ASPBI Form 3	Electricity, Gas, Steam and Air Conditioning Supply; and Water Supply; Sewerage, Waste Management and Remediation Activities	Turquoise	PSA-1812-03	D, E
ASPBI Form 4	Construction	Orange	PSA-1812-04	F
ASPBI Form 5	Wholesale and Retail Trade; Repair of Motor Vehicles and Motorcycles	Red	PSA-1812-05	G
ASPBI Form 6	Financial and Insurance Activities	Silver	PSA-1812-06	K
ASPBI Form 7	Business and Services	Blue	PSA-1812-07	H, I, J, L, M, N, P, Q, R, S

The sample establishments also responded to the survey through the use of the web – based version of the 2017 ASPBI questionnaires which were accomplished online at the PSA website at <https://aspbi.psa.gov.ph>.

Data Items

Table 12 shows the list of data items in the 2017 ASPBI questionnaires.

TABLE 12 List of Data Items

Item No.	Description
Cover Page	Name and Address of the Establishment and Its Reporting Unit
	Control Panel for Establishment Characteristics (<i>For PSA Use Only</i>)
1	Business and Registered Name in 2017, Business Address, Company Website and Establishment Tax Identification Number (TIN)
2	Economic Activity or Business in 2017
3	Year Started Operation
4	Legal Organization in 2017
5	Economic Organization in 2017
6	Capital Participation as of 31 December 2017
7	Employment as of 15 November 2017
8	R&D Personnel as of 15 November 2017
9	Number of Production/Construction Workers as of 15 November 2017 (For ASPBI Forms 2, 3 and 4)
10	Total Hours Worked by Production/Construction Workers in 2017 (For ASPBI Forms 2, 3 and 4)
11	Income in 2017
12	Subsidies Received from the Government in 2017
13	Expense in 2017
14	Sales from E-commerce Transactions in 2017
15	Capital Expenditures, Sale and Book Value of Tangible Fixed Assets, including Losses and Damages in 2017
16	Capital Expenditures for All Tangible Fixed Assets by Mode of Acquisition in 2017
17	Capital Expenditures and Book Value for Intangible Assets in 2017
18	Total Assets as of 31 December 2017
19	Average Capacity Utilization Rate of the Establishments in 2017 (For ASPBI Form 2 and 3)
20	Inventories in 2017
21	Branches, Divisions, Plants Owned and Controlled (for Main Office)

SURVEY OPERATIONS

The 2017 ASPBI comprised of the following major phases of operation: preparatory activities, training, field operations, data processing, tabulation, dissemination, and evaluation and documentation.

Preparatory Activities

PSA officials, selected Economic Sector Statistics Service (ESSS) statisticians, Systems Development Division (SDD) and Service and Industry Census Division (SICD) staff undertook the planning activities for the 2017 ASPBI with the organization and creation of the Steering Committee.

The planning activities included the following: preparation of timetable of activities, budget preparation and logistics, questionnaire design and content, preparation of manuals (field operations and manual processing, MTS user, and machine processing), clearance process, preparation of sampling design, frame updating and sample selection, preparation of edit specifications and tabulation format and specifications, computer system design and program development, publicity campaign, printing of survey forms and manuals, preparation for shipment of survey materials, and other related activities.

The publicity campaign was done to inform and educate the general public on the basic information and importance of the 2017 ASPBI. It aimed to solicit support from government and non-government agencies, business organizations, and target respondents in the early submission of reports. Display of 2017 ASPBI streamers and posters were done in the central and field offices.

Training

Training for the field operations and processing was done in two phases, as follows: (1) Training for Field Operations and Processing Manual, and (2) Training for Data Processing.

Phase I - Training for Field Operations and Manual Processing

Training for field operations and manual processing was done on three levels, as follows:

- Task force training. The first level of training was conducted from 20 to 22 February 2018. Field operation and processing procedures, technical and administrative aspects of the survey were discussed extensively in this training. It was attended by selected ESSS and SICD statisticians and SDD staff who served as trainers for the second and third level trainings.
- Second level training. This level of training was conducted any three days between 19 March to 06 April 2018 in all Regional Offices with participants in the first level training

as trainers. Provincial Statistics Officers, OICs, regional and provincial focal persons responsible for this survey participated in this training.

- Third level training. This training was conducted in all provinces and five districts of NCR any three days in April 2018 with participants in the second level training as trainers. Participants to this training were the Statistical Specialists, Statistical Analysts, Provincial Statistical Office (PSO) staff and hired Statistical Researchers (SRs).

Phase II – Training for Machine Processing

Training for machine processing was done in two levels, as follows:

- Task force training. The first level training of machine-data processing was conducted on 15 to 17 May 2018. Participants were the ESSS subject-matter staff and selected SDD staff.
- Second level training. Data processing, folioing, verification of error listing, and the different modules of the EDMS were discussed thoroughly in this training. A two-day training between 13 to 20 June 2018 was conducted where participants consisted of provincial focal persons, selected provincial staff, and hired SRs.

Workshops on edit and table formats and specifications were conducted and participated by subject-matter specialists and SDD staff responsible for the preparation of tabulation formats and specifications, as well as consistency and edit specifications for the seven types of questionnaires. The workshop on edit specifications was done from 16 to 19 April 2018, while the workshop on table specifications and format was on 07 to 09 August 2018.

Field Operations

Distribution of Questionnaires

Distribution of questionnaires for the 2017 ASPBI, including the 2017 SICT, was done by Statistical Specialists, Statistical Analysts, Provincial Statistical Office (PSO) staff, and hired SRs through personal delivery of the questionnaires to the sample establishments. This activity was done from 16 April to 11 May 2018.

Collection and Field Editing of Questionnaires

Collection of data was done either through a self-administered questionnaire, personal interview, or online accomplishment of the web-based questionnaire.

Field editing of all collected questionnaires was done to ensure completeness and consistency of entries among data items to avoid revisits or callbacks. Collection and field editing of questionnaires was programmed starting 02 May to 13 July 2018.

Supervision

The Regional Directors, Provincial Statistics Officers, and provincial focal persons conducted close supervision on the collection and editing of questionnaires to ensure the quality of data and completeness of survey returns.

Receipt and Control

A Monitoring and Tracking System (MTS) developed by SDD was used by field offices to keep track of the distribution, collection, and transmittal of questionnaires. At the same time, a control list of sample establishments was made available where information on the status of the questionnaire was recorded.

The MTS was also utilized by ESSS-Receipt and Control Unit (RCU) to monitor the distribution, collection, and submission of questionnaires from the provincial offices to the Central Office. Consolidated progress reports and status reports were prepared regularly to inform the management and field offices on the progress of the survey operations.

Data Processing

Processing or editing of accomplished questionnaires was done to check for the completeness, validity, consistency, and reasonableness of data. It consisted of two stages: manual processing and machine processing.

Manual Processing

Manual processing of questionnaires was done on three levels, as follows:

- Field editing of data was done by Statistical Specialists, Statistical Analysts, Provincial Statistical Office (PSO) staff, and hired SRs upon collection of the accomplished questionnaire from the sampled establishment. The objective is to check for completeness and consistency of entries in the questionnaire, following the instructions provided in the Field Operations and Processing Manual. Any missing data was corrected at this stage as this can be immediately verified from the respondent.
- Verification of data was done by Provincial Staff upon receipt of the accomplished questionnaires from the field staff and hired SRs to check for the completeness as well as for the consistencies and validity of entries. In some instances, the staff contacted directly the establishments through phone calls or sent email inquiries to verify some inconsistent or missing data.

- Review of accomplished questionnaires to check the consistency and reasonableness of entries and processing of consolidated reports were done by the ESSS subject-matter staff. Consolidated reports of enterprises were disaggregated at the firm level using ratios and proportions of the individual firms to the enterprise. Moreover, the review process validated the status of establishments that were non-responding and reported closed, cannot be located, transferred, and out of scope. Telephone inquiry was extensively utilized to verify information from the establishment's contact person. The Internet was also used to obtain information on the contact address and to research for information on the status of the establishment.

Machine processing

Machine processing comprised of data entry, generation, and verification of structural and consistency edit, completeness check list, and summary file report. The PSOs were mainly responsible for data entry and validation, and encoding of updates while the CO for the analysis of completeness check and summary file reports, evaluation and analysis of data, and generation of statistical tables.

The EDMS, an online system designed and developed by the SDD staff was utilized to facilitate the processing of survey data from data entry up to the generation of statistical tables.

Imputation Procedure

Data of non-responding establishments were imputed manually based on the established imputation methods. Sources of information were from previous reports of the same establishment or report of other responding establishments with similar characteristics, financial statements filed at the Securities and Exchange Commission, and other establishment-based censuses and surveys.

Out of scope, duplicate, and closed establishments in the certainty stratum were not imputed.

Tabulation

Tabulation included generation and evaluation of preliminary and final statistical tables. The statistical tables were evaluated for internal and external consistency of data.

The statistical tables are presented at the national level for all employment sizes and establishments with TE of less than 20. For establishments with TE of 20 and over, the statistical tables were presented at the national and regional levels for all sectors. The statistical tables were further disaggregated by industry group and sub-class (3- and 5-digit PSIC levels).

The preliminary and final results of the survey were posted on the PSA website.

Table 13 shows the dates when the preliminary and final results by sector were posted on the website.

TABLE 13 Dates of Web Posting of 2017 ASPBI Preliminary and Final Results by Sector

Sector	Industry Description	Dates Posted at PSA Website	
		Preliminary Results	Final Results
A	Agriculture, Forestry and Fishing	29-Oct-19	05-Feb-20
B	Mining and Quarrying	31-Aug-19	30-Jan-20
C	Manufacturing	14-Nov-19	09-Mar-20
D	Electricity, Gas, Steam and Air Conditioning Supply	31-Aug-19	29-Nov-19
E	Water Supply, Sewerage, Waste Management and Remediation Activities	19-Jul-19	26-Feb-20
F	Construction	22-Oct-19	12-Feb-20
G	Wholesale and Retail Trade; Repair of Motor Vehicles and Motorcycles	17-Sep-19	27-Dec-19
H	Transportation and Storage	25-Jul-19	12-Oct-19
I	Accommodation and Food Service Activities	28-Jun-19	18-Sep-19
J	Information and Communication	18-Sep-19	12-Feb-20
K	Financial and Insurance Activities	10-Oct-19	02-Dec-19
L	Real Estate Activities	10Jun-19	21-Nov-19
M	Professional, Scientific and Technical Services	5-Jul-19	05-Nov-19
N	Administrative and Support Service Activities	14-Oct-19	04-Dec-19
P	Education	28-Jun-19	12-Oct-19
Q	Human Health and Social Work Activities	20-Jun-19	12-Oct-19
R	Arts, Entertainment and Recreation	4-Jun-19	25-Sep-19
S	Other Service Activities	6-Aug-19	14-Oct-19
All Sectors	Economy wide	13-Feb-20	22-Apr-20

Statistical Disclosure Control

Section 26 of RA 10625 requires that data furnished by respondents be kept confidential. To avoid disclosure of information of individual establishment, statistical tables do not provide information for any sub-class wherein the number of establishments is less than three. Figures relating to such industries were either suppressed or combined with those of other related industries following the guidelines on statistical disclosure control of data for the establishments' survey.

Dissemination

Survey results were disseminated through Special Releases posted at the PSA website, data dissemination seminars, and electronic copy of publication reports.

Special Releases for the 18 sectors and economy-wide preliminary and final results were made available to the general public at the PSA website prior to the availability of the publications. Refer to Table 13 for the dates when the special releases were posted on the PSA website.

Table 14 shows the publication volumes by sector.

TABLE 14 Publication Volumes by Sector

Volume Number	Sector
I	Agriculture, Forestry and Fishing
II	Mining and Quarrying
III	Manufacturing
IV	Electricity, Gas, Steam and Air Conditioning Supply
V	Water Supply, Sewerage, Waste Management and Remediation Activities
VI	Construction
VII	Wholesale and Retail Trade; Repair of Motor Vehicles and Motorcycles
VIII	Transportation and Storage
IX	Accommodation and Food Service Activities
X	Information and Communication
XI	Financial and Insurance Activities
XII	Real Estate Activities
XIII	Professional, Scientific and Technical Services
XIV	Administrative and Support Service Activities
XV	Education
XVI	Human Health and Social Work Activities

Continued

TABLE 14 -- Concluded

Volume Number	Sector
XVII	Arts, Entertainment and Recreation
XVIII	Other Service Activities
XIX	Economy-Wide Results

RESPONSE RATE

The overall response rate at the national level was 88.9 percent.

Included are receipts of “good” questionnaires, partially accomplished questionnaires, consolidated reports, reports of closed, cannot be located, moved out or transferred, out of scope, refusals, duplicates, and referrals.

Table 15 shows the response rates by sector.

TABLE 15 Response Rates by Sector

Sector	Description	Number of Sample Establishments	Number of Responding Establishments	Response Rate (%)
	Philippines	31,371	27,880	88.9
A	Agriculture, Forestry and Fishing	1,171	1,054	90.0
B	Mining and Quarrying	280	242	86.4
C	Manufacturing	6,662	5,849	87.8
D	Electricity, Gas, Steam and Air Conditioning Supply	373	345	92.5
E	Water Supply, Sewerage, Waste Management and Remediation Activities	656	655	99.8
F	Construction	833	792	95.1
G	Wholesale and Retail Trade; Repair of Motor Vehicles and Motorcycles	7,092	6,286	88.6
H	Transportation and Storage	988	905	91.6
I	Accommodation and Food Service Activities	1,473	1,290	87.6
J	Information and Communication	3,896	3,528	90.6

Continued

TABLE 15 – Concluded

Sector	Description	Number of Sample Establishments	Number of Responding Establishments	Response Rate (%)
K	Financial and Insurance Activities	1,122	1,025	91.4
L	Real Estate Activities	352	271	77.0
M	Professional, Scientific and Technical Services	770	635	82.5
N	Administrative and Support Service Activities	2,386	2,048	85.8
P	Education	1,344	1,216	90.5
Q	Human Health and Social Work Activities	847	723	85.4
R	Arts, Entertainment and Recreation	387	340	87.9
S	Other Service Activities	739	676	91.5

The total sample establishments that responded to this survey totaled 27,880. Of this, 948 or 3.0 percent responded through the use of online 2017 ASPBI questionnaires via the PSA website.

Table 16 shows the breakdown of the number of questionnaires accomplished online by sector.

TABLE 16 Number of Questionnaires Accomplished Online by Sector

Sector	Number of Questionnaires	Percent to Total Samples	Sector	Number of Questionnaires	Percent to Total Samples
Total	948	3.0			
A	24	2.0	J	85	2.2
B	10	3.6	K	53	4.7
C	206	3.1	L	19	5.4
D	35	9.4	M	22	2.9
E	48	7.3	N	46	1.9
F	23	2.8	P	54	4.0
G	217	3.1	Q	31	3.7
H	26	2.6	R	9	2.3
I	25	1.7	S	15	2.0

CONCEPTS AND DEFINITIONS

Amortization refers to the deduction of capital expenses over a specific period, usually over the asset's life. More specifically, it measures the consumption of the value of intangible assets, such as a patent or copyright.

Book value is the initial value or acquisition cost of tangible and intangible fixed assets less accumulated depreciation, and amortization, respectively.

Capital participation refers to the claims of individuals, foreign and/or local investors against capital/equity.

Capital expenditures refer to the cost of acquisition of tangible fixed assets, intangible assets, and non-produced assets acquired in 2017 whether or not full payments have been made. Assets received from other establishments belonging to the same enterprise are valued as though purchased.

Cost of goods sold represents the total value of goods purchased for resale plus the beginning inventory of goods for resale less ending inventory of goods for resale.

Depreciation is the total amount set aside for the year to cover the decreases in the value of tangible fixed assets owned by the establishment because of foreseen obsolescence, wear and tear as a result of the operation and the normal amount of accidental damage.

E-commerce refers to the selling of products or services over electronic systems such as the Internet Protocol-based networks and other computer networks, Electronic Data Interchange (EDI) network, or other online systems.

Economic activity is the establishment's source of income. If the establishment is engaged in several activities, its main economic activity is that which earns the biggest income or revenue.

Expense refers to the cost incurred by the establishment during the year whether paid or payable. This is treated on a consumed basis. Valuation is at purchaser price including taxes and other charges, net of rebates, returns, and allowances. Goods and services received by the establishment from other establishments of the same enterprise are valued as though purchased.

Gross addition to tangible fixed assets is equal to capital expenditures less sale of fixed assets, including land.

Gross salaries and wages are payments in cash or in kind to all employees, prior to deductions for employee's contributions to SSS/GSIS, withholding tax, etc. Included are total basic pay, overtime pay, and other benefits.

Income or revenue includes cash received and receivables for goods/products and by-products sold and services rendered. Valuation is at producer prices (ex-establishment), net of discounts, and allowances, including duties and taxes but excluding subsidies.

Intangible assets are assets that are not physical in nature. Corporate intellectual property such as patents, trademarks, copyrights, and business methodologies; goodwill; and brand recognition are all common intangible assets. This type of asset also includes mineral exploration; computer software and databases; and entertainment, literary and artistic originals.

Intermediate expense refers to expenses incurred in the production of goods and industrial services such as raw materials, other materials and supplies purchased, fuels purchased, electricity and water purchased, and industrial services done by others plus beginning inventory of raw materials, other materials, and supplies and fuels less ending inventory of raw materials, other materials and supplies, and fuels.

Inventories refer to the stock of goods owned by and under the control of the establishment as of a fixed date, regardless of where the stocks are located. Valuation should be at current replacement cost in purchaser (market) prices. Replacement cost is the cost of an item in terms of its present price rather than its original cost.

Finished product inventory refers to the value of products produced by the establishment that is ready for sale/shipment as of a reference date. Valuation is at producer price.

Work-in-progress inventory refers to the value of products produced by the establishment that has not yet reached the final desired state and is not ready for sale or shipment. Valuation is at producer price.

Change in inventories is equivalent to the value of inventories at the end of the year less the value of inventories at the beginning of the year.

Losses and damages refer to the decrease in the book value of tangible fixed assets due to theft, a major catastrophe, and other accidental destructions.

Major alterations and improvements are done to increase the performance or capacity of existing tangible fixed assets or to significantly extend their previous expected service lives.

New tangible fixed assets refer to brand new fixed assets acquired during the year, including directly or newly imported tangible fixed assets.

Other taxes on production refer to taxes paid by the producer due to production. Includes business licenses, real estate tax, road tax, environmental tax, and other taxes except for income tax.

Sale of tangible fixed assets refers to the actual amount received/realized (**not** book value) from the sale of tangible fixed assets during the year including the value of tangible fixed assets transferred to other establishments of the same enterprise.

Subsidies refer to special grants received from the government in the form of financial assistance or tax exemption or tax privilege given by the government to aid and develop an industry.

Tangible fixed assets are physical assets expected to have productive lives of more than one year and intended for use and/or being used by the establishment. Include under tangible fixed assets are land, buildings, other structures and land improvements, transport equipment, machinery and other equipment, furniture, fixtures, and other fixed assets.

Tangible fixed assets produced on own account refer to the physical assets produced by the establishment for its own use. It is valued as the cost of all work put in place, including overhead.

Taxes on products refer to taxes paid on products by the producer or by the purchaser of the product. Taxes on products may refer to any of the following such as import tax, export tax, excise tax, value added tax, sales tax, gross receipts tax, and others.

Total employer's contribution to SSS/GSIS, ECC, etc. refer to payments made by the employer on behalf of the employees. Examples are SSS, GSIS, Employees Compensation Commission (ECC), PhilHealth, and PAG-IBIG.

Total employment is the number of persons who worked in or for the establishment as of 15 November 2017.

Paid employees are all persons working in the establishment and receiving pay, as well as those working away from the establishment paid by and under the control of the establishment. Included are all employees on sick leave, paid vacation, or holiday. Excluded are consultants, home workers, receiving pure commissions only, and workers on indefinite leave.

Unpaid workers are persons working for at least one-third of the working time normal to the establishment and do not receive regular pay.

Working owners are owners who are actively engaged in the management but do not receive regular pay, i.e. not included in the payrolls. Managers and directors of corporations working for pay are reported as managers.

R&D personnel refers to any and all persons employed directly under R&D as well as those providing direct services such as R&D managers, administrators, and clerical staff. R&D personnel are classified into three categories: researchers, technicians, and other personnel involved in R&D.

Production workers are workers directly engaged in the production process.

Used tangible fixed assets refer to those that have been used previously within the country.

Value added is gross output less intermediate input. Gross output for Information and Communication sector is the sum of income from service rendered, real estate sales less real estate sold, commissions and fees earned, income from renting and leasing services of real estate properties, income from non-industrial service done for others (less rent income from land), sales of goods (less cost of goods sold), grants and donations, other income, capital expenditures of fixed assets produced on own account and change in inventories. Intermediate input is the sum of the following expense items: materials and supplies purchased; fuels, lubricants, oils and greases purchased; electricity purchased, water purchased; industrial services done by others; non-industrial services done by others (less rent expense for land); goods purchased for resale; research and development expense; environmental protection expense; royalty fee; franchise fee; payouts and other expense

Kinds of Establishments

1. Agriculture Establishment Farm, plantation, hacienda, ranch, or company engaged in the production of agricultural crops, livestock, poultry and other animals including animal products; firm providing agricultural, animal husbandry and horticultural services.
2. Forestry Establishment Company engaged in logging operation; planting, replanting and conservation of forest; hunting, trapping and game propagation.
3. Fishing Establishment Firm or company engaged in ocean, coastal and inland fishing; operation of fish farm, fishpond, fish pen; pearl farm and other fishing activities.
4. Mining Establishment Mining camp engaged in the exploration, extraction, dressing and beneficiating operation of minerals such as coal and ores, crude petroleum and natural gas.
5. Quarrying Establishment Firm or company engaged in the extraction from the earth of building and monumental stone, clay, sand and gravel; guano gathering and salt evaporation.
6. Manufacturing Establishment Shop, factory, bakery, millwork, distillery, refinery, cannery, abattoir, brewery, foundry, tannery or plant engaged in manufacturing, processing, fabricating or finishing products, mechanically or manually, including the assembly of the component parts

-
- | | |
|---|---|
| | of manufactured products and the substantial alteration, reconstruction and repair of special types of goods. |
| 7. Electricity Establishment | Plant engaged in the generation, transmission, and/or distribution of electric energy for sale to users, or one, which produces electricity for its parent enterprise. |
| 8. Gas, Steam and Air Conditioning Supply Establishment | Plant engaged in the manufacture of gas, in gas works and the distribution of manufactured or natural gas through a system of mains to users: steam, air conditioning supply; production of ice. |
| 9. Construction Establishment | General contractor engaged in the construction, repair or demolition of buildings, highways, airports and other structures; land leveling; earth moving and land reclamation; specialty contractor engaged in specialized trade or craft like electrical installation, plumbing, painting, air conditioning, well drilling, installation of doors and windows and other work on component parts of the structure. |
| 10. Wholesale Trade and Commission Trade Establishment | Store, shop, office, bazaar, arcade or emporium engaged in (a) resale (sale without transformation) of new and used goods (in bulk) to retailers, industrial/commercial/institutional/professional users, or to other wholesalers and (b) trading on behalf and on the account of others. |
| 11. Retail Trade Establishment | Department store, hyper-mart, convenience store, variety store, shop, mart, bazaar, sari-sari store, pharmacy, supermarket, grocery, arcade or emporium engaged in the resale (sale without transformation) of new and used goods to the general public. |
| 12. Repair Service Establishment | Shop specializing in the repair of motor vehicles and motorcycles. |
| 13. Food and Drinks Service Establishment | Restaurant, bar, lounge, salon, parlor, kiosk, club, counter, café, canteen engaged in the sale of prepared food and drinks generally for consumption within the premises. |
| 14. Accommodation Establishment | Hotel, motel, resort, inn, lodge, condotel, camp, dormitory or lodging house and other short-term accommodation engaged in the provision of lodging facilities, to the general public on lease, rental or fee basis. |
| 15. Transport Establishment | Bus line, airline, shipping line, agency, broker or transport operator engaged in providing (a) vehicles for the transport to passenger or freight through regular scheduled operation, charter, rental |

- or fee basis, and (b) services incidental to transport such as maintenance and operation of piers, terminals, depots; pilotage, forwarding, packing and crating; parking lots, toll roads and bridges; cargo handling; postal and courier services.
16. Storage and Warehousing Establishment Brokerage, agency or office engaged in the operation of storage facilities and warehouse for hire by the general public for storage of such items as farm products, food, furniture, and other household goods, textiles and lumber; warehousing and support activities for transportation.
17. Tele-communication Establishment Station, office or agency engaged in the transmission of sound, images, data or other information via cables, broadcasting, relay, or satellite.
18. Financial Establishment Bank, savings and loan association, credit institution, pawnshop, financial institution, trust company, investment company, pawn broker, or institution engaged in accepting of deposits, granting loans and the investment of money; dealer, broker or office engaged in investment research and counseling, check cashing, stock quotation, foreign exchange dealing and other financial services.
19. Insurance, Pre-Need Plan Companies and Pension Funding Establishment Life insurance companies; non-life insurance for fire, marine, accident, health, title, financial obligation, casualty, fidelity and surety; agents and brokers servicing insurance carriers, consultant for policyholders; fund managers.
20. Real Estate Establishment Realtor, developer, agency, broker, lessor or companies engaged in the operating, developing, subdividing, buying and selling of real estate including cemetery lots and columbary.
21. Professional, Scientific and Technical Activities Establishment Office, agency or firm engaged in (a) legal, accounting, bookkeeping; (b) scientific research and development; (c) advertising and market research, specialized design activities; (d) activities of head offices, management consultancy; (e) photographic activities; (f) architectural and engineering, technical testing and analysis, land surveying and weather forecasting and (g) veterinary services.
22. Educational Service Establishment School, college, university or seminary offering educational services.

- | | |
|---|---|
| 23. Administrative and Support Service Activities Establishment | Rental and leasing of machinery and equipment (motor vehicles, transport equipment, personal and household goods, recreational and sport goods, audio-video machines, tapes and records, computer and computer peripheral equipment and electrical appliances); labor recruitment and provision of personnel; travel agency, tour operator, reservation services; security and investigation agency; transcription activities (legal and medical); call centers; services to buildings; landscape and pest control activities; office administrative and other business activities. |
| 24. Human Health and Social Work Activities Establishment | A clinic, hospital, sanitarium, nursing home or a similar institution offering medical, dental and other health services; a home orphanage, society, center or agency engaged in providing social welfare services; residential care, social work activities without accommodation. |
| 25. Arts, Recreational and Cultural Service Establishment | Motion picture producer, booking agency, movie house, theater, radio and television station and studio, stage and opera company, band, orchestra, ticket agency, library, museum, dance hall, bowling alley, park, beach, swimming pool, sports club, gallery, skating rink race track or golf course engaged in providing entertainment, amusement and recreational services. |
| 26. Personal Service, Computer and Household Goods Repair Establishment | Shop specializing in the repair of consumer goods like footwear, luggage, handbags, gloves and other leather goods; repair of computers, communications equipment, consumer electronics, furniture, home and garden equipment, household appliances; laundry shop, barber shop, massage clinic, beauty parlor, funeral parlor, fortune telling shop, pet boarding, escort service and other personal and household goods engaged in rendering various specialized service to the general public |

Symbols and Abbreviations Used in Statistical Tables

- s suppressed data to avoid disclosure of individual establishment's data
 - zero
 () negative value
 n.e.c not elsewhere classified

SECTION J – INFORMATION AND COMMUNICATION

Information and Communication includes the production and distribution of information and cultural products, the provision of the means to transmit or distribute these products, as well as data or communications, information technology activities and the processing of data and other information service activities.

Publishing includes the acquisition of copyrights to content (information products) and making this content available to the general public by engaging in (or arranging for) the reproduction and distribution of this content in various forms. All the feasible forms of publishing (in print, electronic or audio form, on the internet, as multimedia products such as CD-ROM reference books, etc.) are also included in this section.

There are 13 industry groups comprising information and communication, namely:

1. **Publishing of books, periodicals and other publishing activities (J581)** includes activities of publishing books, newspapers, magazines and other periodicals, directories and mailing lists, and other works such as photos, engravings, postcards, timetables, forms, posters and reproductions of works of art. These works are characterized by the intellectual creativity required in their development and are usually protected by copyright.
2. **Software Publishing (J582)** includes publishing of ready-made (non-customized) software: operating systems, business and other applications, and computer games for all platforms.
3. **Motion picture, video and television programme activities (J591)** includes production of theatrical and non-theatrical motion pictures whether on film, video tape or disc for direct projection in theatres or for broadcasting on television; supporting activities such as film editing, cutting, dubbing, etc.; distribution of motion pictures and other film productions to other industries; as well as motion picture or other film productions projection. Buying and selling of motion picture or other film productions distribution rights is also included.
4. **Sound recording and music publishing activities (J592)** includes production of original sound master recordings, releasing, promoting and distributing them, publishing of music as well as sound recording service activities in a studio or elsewhere.
5. **Radio broadcasting (J601)** includes broadcasting audio signals through radio broadcasting studios and facilities for the transmission of aural programming to the public, to affiliates or to subscribers.

This group also includes activities of radio networks (i.e. assembling and transmitting aural programming to the affiliates or subscribers via over-the-air broadcasts, cable or satellite), radio broadcasting activities over the Internet (Internet radio stations), and data broadcasting integrated with radio broadcasting.

6. **Television programming and broadcasting activities (J602)** includes creation of a complete television channel programme, from purchased programme components (e.g., movies, documentaries, etc.), self-produced programme components (e.g., local news, live reports) or a combination thereof. This complete television programme can be either broadcast by the producing unit or produced from transmission by third party distributors, such as cable companies or satellite providers. The programming may be of a general or specialized nature (e.g. limited formats such as news, sports, education or youth-oriented programming), may be made freely available to users or may be available only on a subscription basis.

This group also includes programming of video-on-demand channels, and data broadcasting integrated with television broadcasting.

7. **Wired telecommunications activities (J611)** includes operating, maintaining or providing access to facilities for the transmission of voice, data, text, sound and video using a wired telecommunications infrastructure, including: operating and maintaining switching and transmission facilities to provide point-to-point communications via landlines, microwave or a combination of landlines and satellite linkups; operating of cable distribution systems (e.g. for distribution of data and television signals); and furnishing telegraph and other non-vocal communications using own facilities. The transmission facilities that carry out these activities may be based on a single technology or a combination of technologies.

This group also includes purchasing access and network capacity from owners and operators of networks and providing telecommunications services using this capacity to businesses and households, and provision of Internet access by the operator of the wired infrastructures.

8. **Wireless telecommunications activities (J612)** includes activities of operating, maintaining or providing access to facilities for the transmission of voice, data, text, sound and video using a wireless telecommunications infrastructure; and maintaining and operating paging as well as cellular and other wireless telecommunications networks. The transmission facilities provide omni-directional via airwaves and they may be based on a single technology or a combination of technologies.

This group also includes purchasing access and network capacity from owners and operators of networks and providing wireless telecommunications services (except satellite) using this capacity to businesses and households, and provision of Internet access by the operator of the wireless infrastructure.

9. **Satellite telecommunications activities (J613)** includes operating, maintaining or providing access to facilities for the transmission of voice, data, text, sound and video using a satellite telecommunications infrastructure; and delivery of visual, aural or textual programming received from cable networks, local television stations, or radio networks to consumers via direct-to-home satellite systems. (The units classified here do not generally originate programming material).

This group also includes provision of Internet access by the operator of the satellite infrastructure.

10. **Other telecommunications activities (J619)** includes provision of specialized telecommunications applications, such as satellite tracking, communication telemetry, and radar station operations; operation of satellite terminal stations and associated facilities operationally connected with one or more terrestrial communications systems and capable of transmitting telecommunications to or receiving telecommunications from satellite systems; provision of Internet access over networks between the client and the Internet Service Provider (ISP) not owned or controlled by the ISP, such as dial-up Internet access, etc.; provision of telephone and internet access in facilities open to the public; and provision of telecommunications services over existing telecom connections: VOIP (Voice Over Internet Protocol) provision.
11. **Computer programming, consultancy and related activities (J620)** includes the following activities of providing expertise in the field of information technologies: writing, modifying, testing and supporting software; planning and designing computer systems that integrate computer hardware, software and communication technologies; on-site management and operation of clients' computer systems and/or data processing facilities; and other professional and technical computer-related activities.
12. **Data processing, hosting and related activities; web portals (J631)** includes the activities of providing infrastructure for hosting, data processing services and related activities, as well as the provision of search facilities and other portals for the internet.
13. **Other information service activities (J639)** includes the activities of news agencies, libraries and archives and all other remaining information service activities, such as telephone-based information services, information search services on a contract or fee basis, news clipping services, press clipping services, etc.

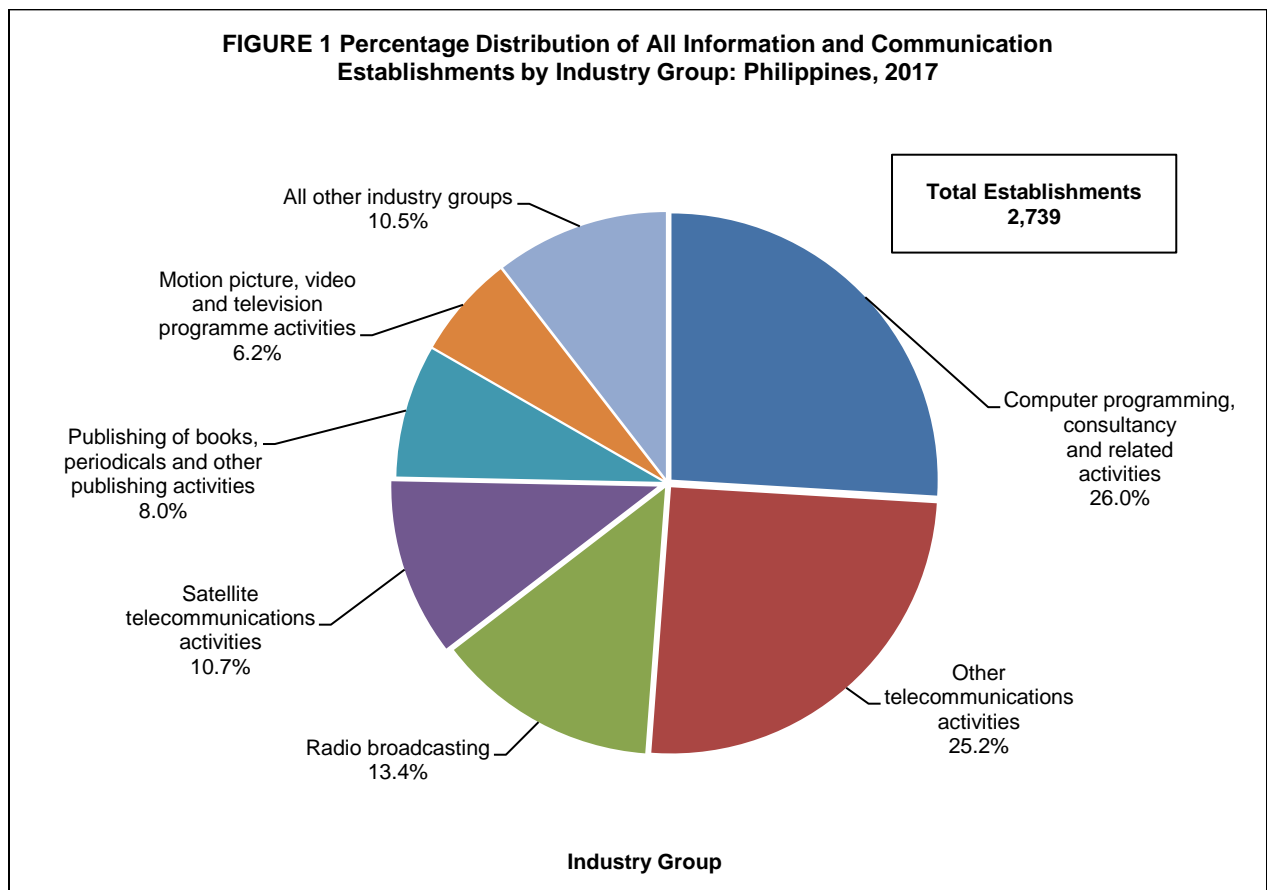
Brief Analysis

Number of Establishments

The final results of the Annual Survey of Philippine Business and Industry (ASPBI) showed that a total of 2,739 establishments in the formal sector of the economy were engaged in information and communication activities in 2017 (Table 1).

Among industries, computer programming, consultancy and related activities recorded the highest share of 26.0 percent to the total number of establishments for the sector. Other telecommunications activities followed with 25.2 percent and radio broadcasting with 13.4 percent (Table 1).

Figure 1 shows the percentage distribution of all information and communication establishments by industry group in 2017.

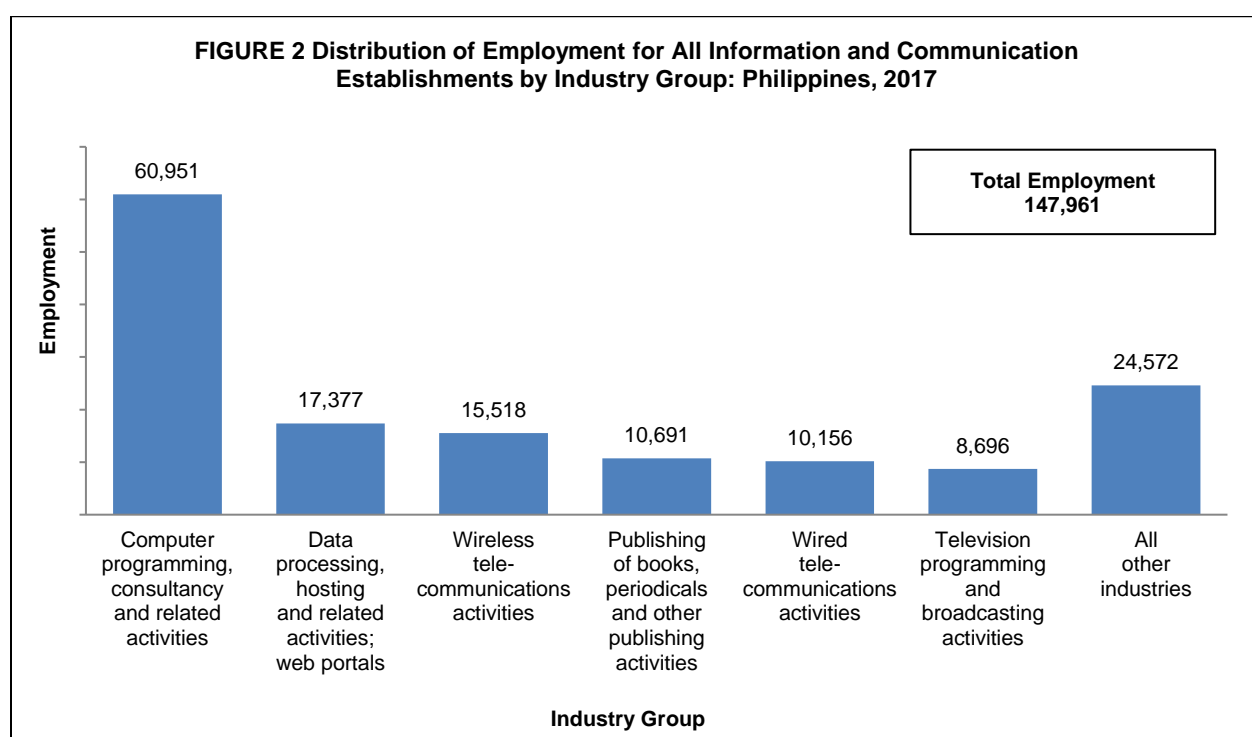


Employment

The total employment for the sector was recorded at 147,961 workers in 2017, in which, 147,505 were paid employees and the rest were working owners and unpaid workers (Table 1).

By industry group, computer programming, consultancy and related activities had the highest number of workers of 60,951. Data processing, hosting and related activities; web portals, and wireless telecommunications activities placed second and third with 17,377 and 15,518 workers, respectively (Table 1).

Figure 2 shows the distribution of employment for all establishments of the sector by industry group in 2017.



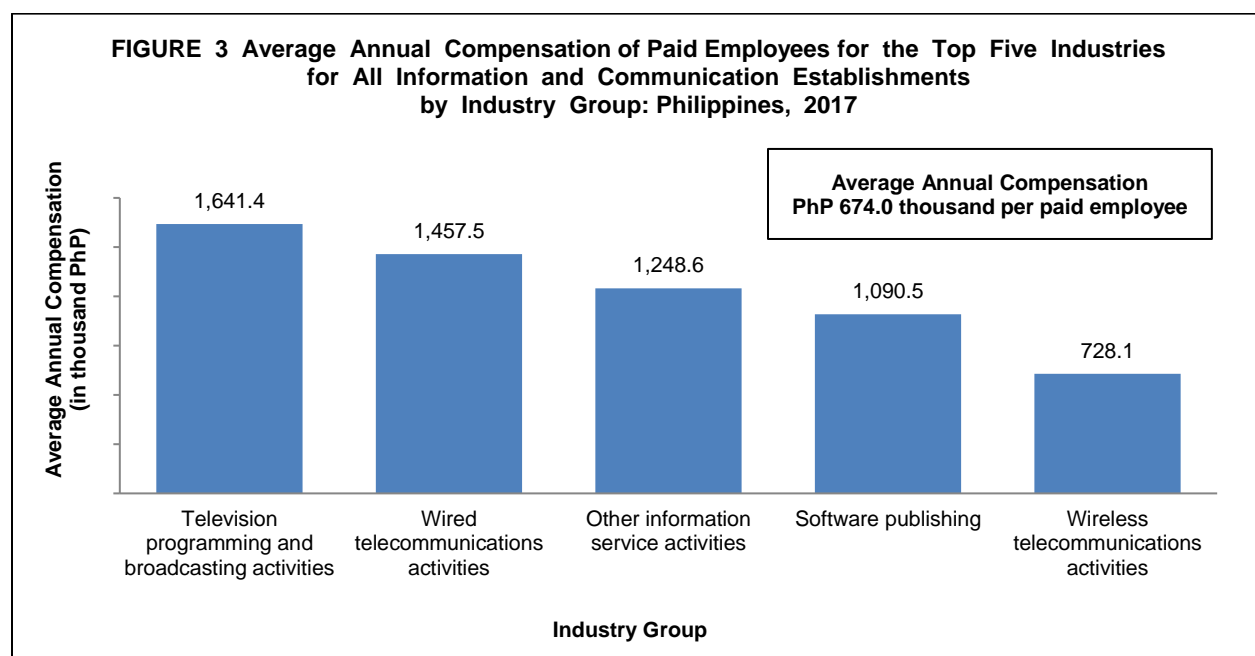
An average of 54 workers per establishment was recorded in 2017. Software publishing and wireless telecommunications activities posted the highest among industries with an average of 398 workers per establishment, while other telecommunications activities had the lowest average of eight workers per establishment (Table A).

Compensation

The sector paid a total compensation of PhP 99.4 billion in 2017, which translates to an average annual compensation of PhP 674.0 thousand per paid employee (Table A).

Among the industries, television programming and broadcasting activities paid the highest average annual compensation of PhP 1,641.4 thousand per paid employee. On the other hand, radio broadcasting paid the lowest average annual compensation of PhP 242.0 thousand per paid employee (Table A).

Figure 3 shows the average annual compensation of paid employees for the top five industries of the sector in 2017.



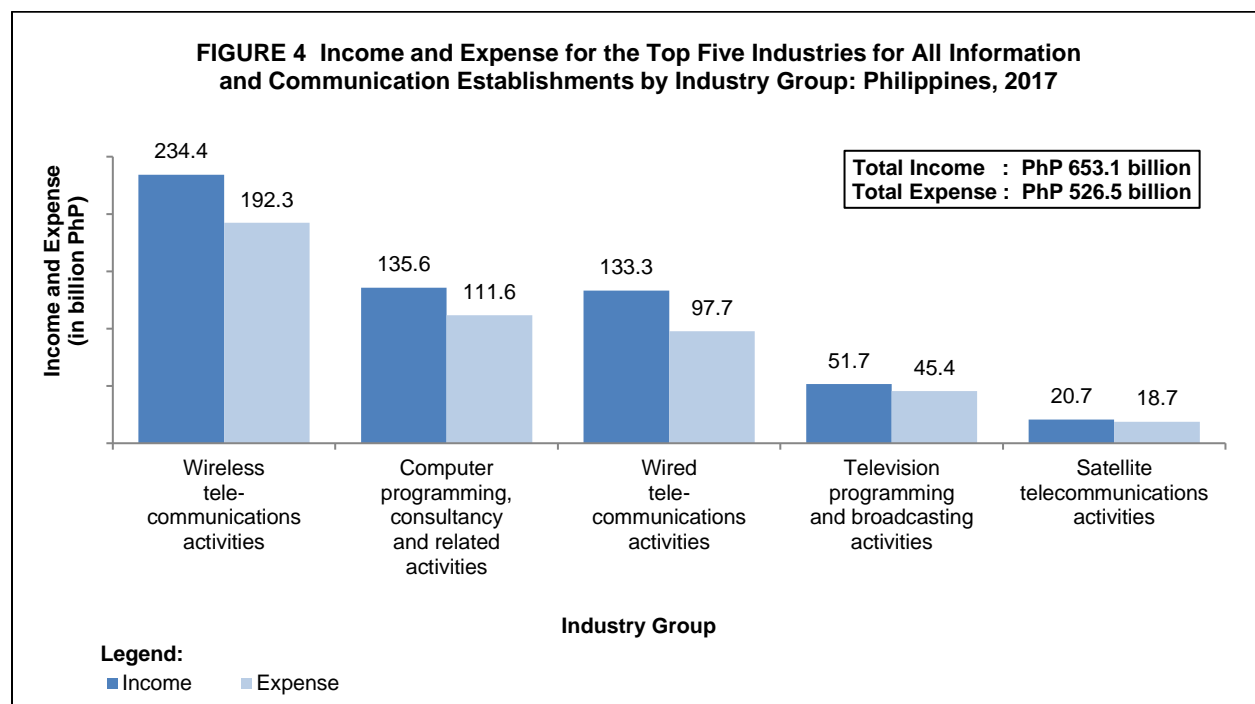
Income and Expense

The sector generated a total income of PhP 653.1 billion and incurred a total expense of PhP 526.5 billion in 2017 (Table 1).

The top three industry groups in terms of income and expense for the sector were as follows (Table 1):

- Wireless telecommunications activities with income of PhP 234.4 billion and expense of PhP 192.3 billion
- Computer programming, consultancy and related activities with PhP 135.6 billion income and PhP 111.6 billion expense
- Wired telecommunications activities with PhP 133.3 billion income and expense of PhP 97.7 billion

Figure 4 shows the top five industry groups in terms of income and expense for all establishments by industry group in 2017.



The income per peso expense generated by the sector for all establishments stood at 1.24 in 2017 (Table A).

Industry-wise, data processing, hosting and related activities; web portals recorded the highest income per peso expense of 1.72. This was followed by wired telecommunications activities with income per peso expense of 1.36. Motion picture, video and television programme activities ranked third with income per peso expense of 1.30 (Table A).

Value added

The value added estimated in 2017 for the sector was PhP 280.9billion (Table 1).

The top three contributors to the total value added of the sector were the following industries (Table 1):

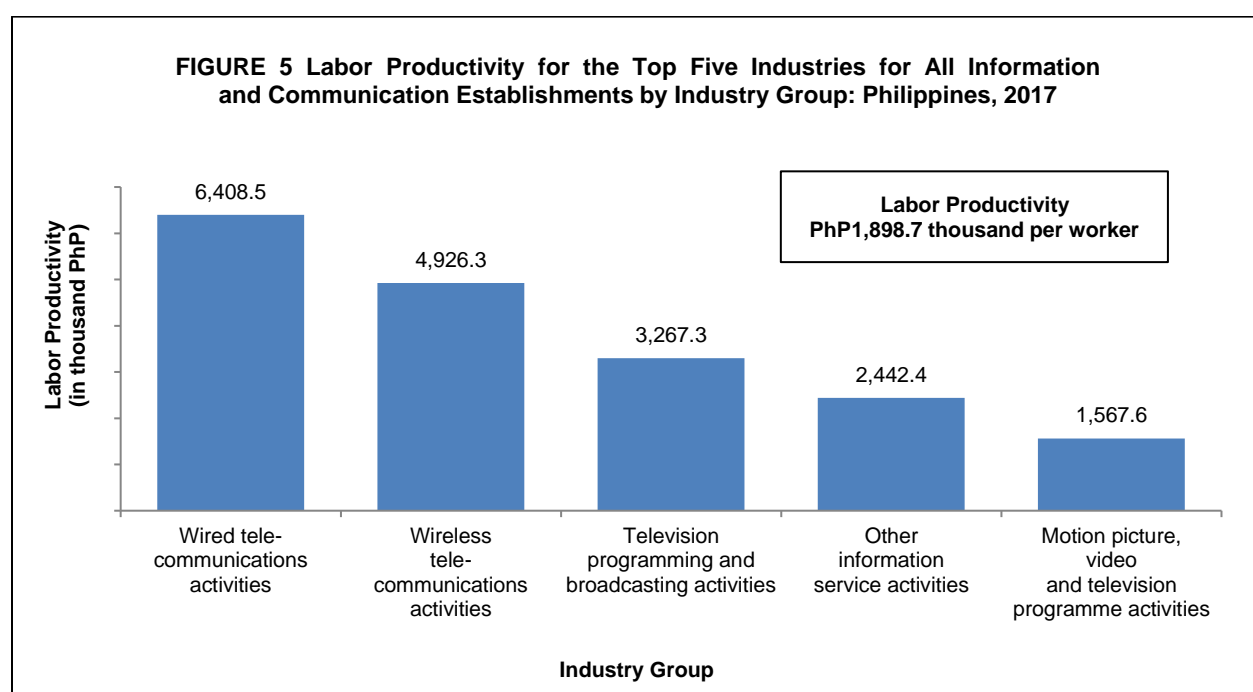
- Wireless telecommunications activities, PhP76.4 billion (27.2%)
- Computer programming, consultancy and related activities, PhP67.8 billion (24.1%)
- Wired telecommunications activities, PhP65.1 billion (23.2%)

Labor productivity

Labor productivity, which is the ratio of value added to employment, was estimated at PhP 1,898.7 thousand per worker in 2017 (Table A).

Industry-wise, wired telecommunications activities recorded the highest labor productivity of PhP 6,408.5 thousand per worker. On the other hand, radio broadcasting recorded the lowest labor productivity of PhP 413.2 thousand per worker (Table A).

Figure 5 shows the labor productivity for the top five industries of the sector for all establishments by industry group in 2017.



E-commerce

E-commerce refers to the selling of products or services over electronic system. Total sales from e-commerce transactions of the sector amounted to PhP 605.4 million in 2017 (Table 1).

Among the industries, computer programming, consultancy and related activities contributed the highest share of PhP 395.7 million or 65.4 percent to the total e-commerce sales (Table 1).

Gross additions to tangible fixed assets

Gross additions to tangible fixed assets (capital expenditures less sale of fixed assets) acquired by the sector was valued at PhP 51.9 billion in 2017 (Table 1).

Wireless telecommunications activities had the highest contribution of 60.4 percent to total gross additions to tangible fixed assets (Table 1).

Subsidies

Total subsidies granted by the government for the sector in 2017 amounted to PhP 144.9 million (Table 1).

This subsidy was distributed to the three industries of the sector, namely, television programming and broadcasting activities (PhP 138.0 million), radio broadcasting (PhP 6.0 million), and satellite telecommunications activities (PhP 937.0 thousand) (Table 1).

TABLE A Selected Indicators for All Information and Communication Establishments by Industry Group: Philippines, 2017

2009 PSIC Code	Region/Industry Description	Employment per Establishment	Average Annual Compensation (PhP)	Income per Expense	Labor Productivity (PhP)
		(1)	(2)	(3)	(4)
J	Information and Communication	54	673,663	1.24	1,898,663
J581	Publishing of books, periodicals and other publishing activities	49	368,648	1.17	712,331
J582	Software publishing	398	1,090,493	1.10	1,513,497
J591	Motion picture, video and television programme activities	27	390,030	1.30	1,567,614
J592	Sound recording and music publishing activities	21	456,201	1.25	800,578
J601	Radio broadcasting	13	241,544	1.14	413,178
J602	Television programming and broadcasting activities	104	1,641,391	1.14	3,267,305
J611	Wired telecommunications activities	203	1,457,486	1.36	6,408,515
J612	Wireless telecommunications activities	398	728,062	1.22	4,926,265
J613	Satellite telecommunications activities	24	406,651	1.11	1,170,401
J619	Other telecommunications activities	8	396,385	1.17	762,107
J620	Computer programming, consultancy and related activities	86	650,325	1.22	1,111,857
J631	Data processing, hosting and related activities; web portals	209	282,373	1.72	572,027
J639	Other information service activities	43	1,248,576	1.13	2,442,363

Statistical Tables

for

All Employment Sizes

National Tables

TABLE 1 Summary Statistics for All Information and Communication Establishments by Industry Group: Philippines, 2017

(Values are in thousand pesos, except for number of establishments and employment.
Details may not add-up to total due to rounding and/or statistical disclosure control.)

2009 PSIC Code	Industry Description	Number of Establishments	Employment as of 15 November		Total Income
			Total	Paid Employees	
		(1)	(2)	(3)	(4)
J	Information and Communication	2,739	147,961	147,505	653,070,874
J581	Publishing of books, periodicals and other publishing activities	219	10,691	10,665	18,572,349
J582	Software publishing	5	1,989	1,989	7,421,414
J591	Motion picture, video and television programme activities	170	4,606	4,578	17,299,872
J592	Sound recording and music publishing activities	18	379	379	708,881
J601	Radio broadcasting	367	4,912	4,819	4,482,754
J602	Television programming and broadcasting activities	84	8,696	8,684	51,737,156
J611	Wired telecommunications activities	50	10,156	10,153	133,298,454
J612	Wireless telecommunications activities	39	15,518	15,516	234,350,171
J613	Satellite telecommunications activities	294	6,982	6,938	20,724,549
J619	Other telecommunications activities	691	5,360	5,212	10,475,900
J620	Computer programming, consultancy and related activities	711	60,951	60,853	135,629,826
J631	Data processing, hosting and related activities; web portals	83	17,377	17,375	15,914,854
J639	Other information service activities	8	344	344	2,454,694

Continued

TABLE 1 - - *Continued*

2009 PSIC Code	Industry Description	Expense			Value Added
		Total	Compensation	Other Expense	
		(5)	(6)	(7)	
J	Information and Communication	526,496,940	99,368,630	427,128,310	280,928,131
J581	Publishing of books, periodicals and other publishing activities	15,902,259	3,931,626	11,970,632	7,615,533
J582	Software publishing	6,734,067	2,168,990	4,565,077	3,010,345
J591	Motion picture, video and television programme activities	13,302,001	1,785,558	11,516,443	7,220,432
J592	Sound recording and music publishing activities	569,259	172,900	396,359	303,419
J601	Radio broadcasting	3,917,616	1,164,002	2,753,614	2,029,530
J602	Television programming and broadcasting activities	45,390,434	14,253,843	31,136,591	28,412,486
J611	Wired telecommunications activities	97,735,460	14,797,858	82,937,602	65,084,883
J612	Wireless telecommunications activities	192,250,811	11,296,603	180,954,208	76,445,777
J613	Satellite telecommunications activities	18,742,620	2,821,342	15,921,278	8,171,739
J619	Other telecommunications activities	8,923,502	2,065,958	6,857,544	4,084,893
J620	Computer programming, consultancy and related activities	111,572,351	39,574,204	71,998,147	67,768,813
J631	Data processing, hosting and related activities; web portals	9,279,396	4,906,235	4,373,160	9,940,106
J639	Other information service activities	2,177,164	429,510	1,747,655	840,173

Continued

TABLE 1 - - *Concluded*

2009 PSIC Code	Industry Description	Gross Additions to Tangible Fixed Assets	Change in Inventories	Subsidies	Sales from E-commerce
		(9)	(10)	(11)	(12)
J	Information and Communication	51,921,266	(1,424,905)	144,862	605,439
J581	Publishing of books, periodicals and other publishing activities	192,580	39,182	-	107,349
J582	Software publishing	14,403	-	-	-
J591	Motion picture, video and television programme activities	163,733	154	-	93,125
J592	Sound recording and music publishing activities	905	66	-	-
J601	Radio broadcasting	77,913	(267)	5,950	42
J602	Television programming and broadcasting activities	2,518,454	(155,076)	137,975	-
J611	Wired telecommunications activities	12,452,641	(762,665)	-	1,536
J612	Wireless telecommunications activities	31,365,660	(169,500)	-	6,004
J613	Satellite telecommunications activities	3,520,331	(123,865)	937	-
J619	Other telecommunications activities	142,273	(29,832)	-	38
J620	Computer programming, consultancy and related activities	1,105,794	(223,770)	-	395,689
J631	Data processing, hosting and related activities; web portals	343,589	269	-	1,655
J639	Other information service activities	22,987	401	-	-

**TABLE 2 Number of Establishments and Employment by Type and Sex for All Information and Communication Establishments
by Industry Group: Philippines, 2017**

(Details may not add up to total due to rounding and/or statistical disclosure control)

2009 PSIC Code	Industry Description	Number of Establishments	Employment as of 15 November	
			Total	
			Male	Female
		(1)	(2)	(3)
J	Information and Communication	2,739	83,946	64,015
J581	Publishing of books, periodicals and other publishing activities	219	5,730	4,961
J582	Software publishing	5	1,083	906
J591	Motion picture, video and television programme activities	170	2,442	2,164
J592	Sound recording and music publishing activities	18	182	197
J601	Radio broadcasting	367	3,172	1,740
J602	Television programming and broadcasting activities	84	4,969	3,727
J611	Wired telecommunications activities	50	6,611	3,545
J612	Wireless telecommunications activities	39	8,610	6,908
J613	Satellite telecommunications activities	294	4,575	2,407
J619	Other telecommunications activities	691	3,329	2,031
J620	Computer programming, consultancy and related activities	711	34,949	26,002
J631	Data processing, hosting and related activities; web portals	83	8,116	9,261
J639	Other information service activities	8	178	166

Continued

TABLE 2 - - Concluded

2009 PSIC Code	Industry Description	Employment as of 15 November			
		Paid		Unpaid	
		Male	Female	Male	Female
		(4)	(5)	(6)	(7)
J	Information and Communication	83,661	63,844	289	173
J581	Publishing of books, periodicals and other publishing activities	5,713	4,952	17	9
J582	Software publishing	1,083	906	-	-
J591	Motion picture, video and television programme activities	2,423	2,155	19	9
J592	Sound recording and music publishing activities	182	197	-	-
J601	Radio broadcasting	3,109	1,710	65	31
J602	Television programming and broadcasting activities	4,962	3,722	7	5
J611	Wired telecommunications activities	6,610	3,543	1	2
J612	Wireless telecommunications activities	8,609	6,907	1	1
J613	Satellite telecommunications activities	4,548	2,390	27	17
J619	Other telecommunications activities	3,248	1,964	83	68
J620	Computer programming, consultancy and related activities	34,881	25,972	68	30
J631	Data processing, hosting and related activities; web portals	8,115	9,260	1	1
J639	Other information service activities	178	166	-	-

TABLE 2.1 Number of Establishments and Research and Development (R&D) Personnel by Sex for All Information and Communication Establishments by Industry Group: Philippines, 2017

(Details may not add up to total due to rounding and/or statistical disclosure control)

2009 PSIC Code	Industry Description	Number of Establishments	R & D Personnel as of 15 November		
			Total	Male	Female
		(1)	(2)	(3)	(4)
J	Information and Communication	2,739	230	156	74
J581	Publishing of books, periodicals and other publishing activities	219	2	2	-
J582	Software publishing	5	-	-	-
J591	Motion picture, video and television programme activities	170	6	4	2
J592	Sound recording and music publishing activities	18	-	-	-
J601	Radio broadcasting	367	15	7	8
J602	Television programming and broadcasting activities	84	2	1	1
J611	Wired telecommunications activities	50	2	1	1
J612	Wireless telecommunications activities	39	-	-	-
J613	Satellite telecommunications activities	294	2	2	-
J619	Other telecommunications activities	691	9	7	2
J620	Computer programming, consultancy and related activities	711	181	128	53
J631	Data processing, hosting and related activities; web portals	83	11	4	7
J639	Other information service activities	8	-	-	-

**TABLE 3 Number of Establishments and Compensation by Type for All Information and Communication Establishments
by Industry Group: Philippines, 2017**

*(Values are in thousand pesos, except for number of establishments.
Details may not add-up to total due to rounding and/or statistical disclosure control.)*

2009 PSIC Code	Industry Description	Number of Establishments	Compensation			
			Total	Gross Salaries and Wages	Separation, Retirement/ Terminal Pay, Gratuities, etc.	Total Employers' Contribution to SSS/GSIS, ECC, etc.
			(1)	(2)	(3)	(4)
J	Information and Communication	2,739	99,368,630	88,982,676	5,623,385	4,815,468
J581	Publishing of books, periodicals and other publishing activities	219	3,931,626	3,501,612	218,143	211,872
J582	Software publishing	5	2,168,990	1,993,592	61,907	113,492
J591	Motion picture, video and television programme activities	170	1,785,558	1,622,413	46,876	116,269
J592	Sound recording and music publishing activities	18	172,900	160,183	5,950	6,768
J601	Radio broadcasting	367	1,164,002	983,305	63,121	117,576
J602	Television programming and broadcasting activities	84	14,253,843	13,150,829	138,017	964,997
J611	Wired telecommunications activities	50	14,797,858	11,598,296	3,018,867	180,695
J612	Wireless telecommunicatio ns activities	39	11,296,603	10,484,432	253,939	558,232
J613	Satellite telecommunications activities	294	2,821,342	2,436,398	226,186	158,758
J619	Other telecommunications activities	691	2,065,958	1,907,487	85,284	73,186
J620	Computer programming, consultancy and related activities	711	39,574,204	36,368,086	1,182,521	2,023,597
J631	Data processing, hosting and related activities; web portals	83	4,906,235	4,388,859	309,588	260,687
J639	Other information service activities	8	429,510	387,184	12,987	29,339

**TABLE 4 Number of Establishments and Income by Type for All Information and Communication Establishments
by Industry Group: Philippines, 2017**

*(Values are in thousand pesos, except for number of establishments.
Details may not add-up to total due to rounding and/or statistical disclosure control.)*

2009 PSIC Code	Industry Description	Number of Establishments	Income		
			Total	Income from Service Rendered	Real Estate Sales
		(1)	(2)	(3)	(4)
J	Information and Communication	2,739	653,070,874	557,753,741	588,173
J581	Publishing of books, periodicals and other publishing activities	219	18,572,349	17,634,987	-
J582	Software publishing	5	7,421,414	7,108,919	-
J591	Motion picture, video and television programme activities	170	17,299,872	14,575,767	586,391
J592	Sound recording and music publishing activities	18	708,881	608,666	-
J601	Radio broadcasting	367	4,482,754	4,164,022	-
J602	Television programming and broadcasting activities	84	51,737,156	47,822,121	-
J611	Wired telecommunications activities	50	133,298,454	109,622,759	-
J612	Wireless telecommunications activities	39	234,350,171	194,858,235	-
J613	Satellite telecommunications activities	294	20,724,549	19,763,497	1,304
J619	Other telecommunications activities	691	10,475,900	9,745,542	477
J620	Computer programming, consultancy and related activities	711	135,629,826	118,619,876	-
J631	Data processing, hosting and related activities; web portals	83	15,914,854	10,794,709	-
J639	Other information service activities	8	2,454,694	2,434,641	-

Continued

TABLE 4 - - *Continued*

2009 PSIC Code	Industry Description	Income			
		Commissions and Fees Earned	Income from Renting and Leasing Services of Real Estate Properties (For real estate activities)	Income from Non-Industrial Service Done for Others	Sale of Goods
		(5)	(6)	(7)	(8)
J	Information and Communication	322,765	11,271	10,473,946	8,147,842
J581	Publishing of books, periodicals and other publishing activities	211,465	80	67,800	308,690
J582	Software publishing	-	-	2,769	-
J591	Motion picture, video and television programme activities	179	3,028	1,034,936	138,992
J592	Sound recording and music publishing activities	20,039	-	38,661	-
J601	Radio broadcasting	1,071	156	15,136	35,376
J602	Television programming and broadcasting activities	516	-	17,169	-
J611	Wired telecommunications activities	238	-	1,238,996	22,113
J612	Wireless telecommunications activities	-	-	320,196	16,172
J613	Satellite telecommunications activities	33,954	2,606	66,784	174,253
J619	Other telecommunications activities	4,089	4,178	60,449	428,486
J620	Computer programming, consultancy and related activities	51,059	1,222	7,523,872	7,023,760
J631	Data processing, hosting and related activities; web portals	-	-	77,792	-
J639	Other information service activities	155	-	9,387	-

Continued

TABLE 4 - - Concluded

2009 PSIC Code	Industry Description	Income					
		Interest Income	Dividend Income	Royalty Income	Franchise Income	Grants and Donations	Other Income
		(9)	(10)	(11)	(12)	(13)	(14)
J	Information and Communication	1,639,327	44,026,371	3,500,066	-	338	26,607,033
J581	Publishing of books, periodicals and other publishing activities	56,768	1,133	4,978	-	-	286,447
J582	Software publishing	3,665	-	-	-	-	306,062
J591	Motion picture, video and television programme activities	105,237	662,180	-	-	-	193,160
J592	Sound recording and music publishing activities	647	-	39,506	-	-	1,363
J601	Radio broadcasting	34,233	12,901	87	-	338	219,434
J602	Television programming and broadcasting activities	236,126	86,452	2,443	-	-	3,572,328
J611	Wired telecommunications activities	78,631	20,265,892	-	-	-	2,069,824
J612	Wireless telecommunications activities	228,973	20,258,093	3,441,393	-	-	15,227,109
J613	Satellite telecommunications activities	12,692	407	-	-	-	669,051
J619	Other telecommunications activities	14,570	4,555	-	-	-	213,554
J620	Computer programming, consultancy and related activities	810,067	687,231	11,253	-	-	-
J631	Data processing, hosting and related activities; web portals	57,298	2,047,526	407	-	-	2,937,121
J639	Other information service activities	420	-	-	-	-	10,092

TABLE 4.1 Number of Establishments and Income from Service Rendered by Type of Transaction for All Information and Communication Establishments by Industry Group: Philippines, 2017

*(Values are in thousand pesos, except for number of establishments.
Details may not add-up to total due to rounding and/or statistical disclosure control.)*

2009 PSIC Code	Industry Description	Number of Establishments	Income from Service Rendered		
			Total	Transactions Within the Country	Transactions Outside the Country
		(1)	(2)	(3)	(4)
J	Information and Communication	2,739	557,753,741	527,429,236	30,324,505
J581	Publishing of books, periodicals and other publishing activities	219	17,634,987	16,667,580	967,407
J582	Software publishing	5	7,108,919	7,108,919	-
J591	Motion picture, video and television programme activities	170	14,575,767	13,783,813	791,954
J592	Sound recording and music publishing activities	18	608,666	544,184	64,481
J601	Radio broadcasting	367	4,164,022	4,164,022	-
J602	Television programming and broadcasting activities	84	47,822,121	47,507,187	314,934
J611	Wired telecommunications activities	50	109,622,759	103,276,617	6,346,142
J612	Wireless telecommunications activities	39	194,858,235	194,372,426	485,809
J613	Satellite telecommunications activities	294	19,763,497	19,509,626	253,871
J619	Other telecommunications activities	691	9,745,542	9,434,945	310,597
J620	Computer programming, consultancy and related activities	711	118,619,876	102,065,210	16,554,666
J631	Data processing, hosting and related activities; web portals	83	10,794,709	6,560,066	4,234,643
J639	Other information service activities	8	2,434,641	2,434,641	-

TABLE 4.2 Number of Establishments and Income from Transactions Outside the Country for All Information and Communication Establishments by Industry Group: Philippines, 2017

(Value in thousand pesos. Details may not add-up to total due to rounding and/or statistical disclosure control)

2009 PSIC Code	Industry Description	Number of Establishments	Income from Transactions Outside the Country			
			Total	United States of America	Japan	Saudi Arabia
		(1)	(2)	(3)	(4)	(5)
J	Information and Communication	2,739	29,392,800	9,655,306	5,255,209	1,872,803
J581	Publishing of books, periodicals and other publishing activities	219	967,407	361,844	80,964	-
J582	Software publishing	5	-	-	-	-
J591	Motion picture, video and television programme activities	170	791,954	79,262	186,351	-
J592	Sound recording and music publishing activities	18	64,481	1,007	39,314	-
J601	Radio broadcasting	367	-	-	-	-
J602	Television programming and broadcasting activities	84	314,934	-	-	-
J611	Wired telecommunications activities	50	5,457,702	507,680	2,284,560	1,840,383
J612	Wireless telecommunications activities	39	485,809	-	57	-
J613	Satellite telecommunications activities	294	253,871	-	-	-
J619	Other telecommunications activities	691	310,597	-	35,769	-
J620	Computer programming, consultancy and related activities	711	16,554,316	6,488,803	2,142,980	32,421
J631	Data processing, hosting and related activities; web portals	83	4,191,727	2,216,711	485,214	-
J639	Other information service activities	8	-	-	-	-

Continued

TABLE 4.2 - - Continued

2009 PSIC Code	Industry Description	Income from Transactions Outside the Country			
		Hong Kong	Canada	United Arab Emirates	Singapore
		(6)	(7)	(8)	(9)
J	Information and Communication	1,515,413	2,024,904	707,681	490,911
J581	Publishing of books, periodicals and other publishing activities	15,088	-	-	77,359
J582	Software publishing	-	-	-	-
J591	Motion picture, video and television programme activities	433,382	-	-	44,751
J592	Sound recording and music publishing activities	-	-	-	22,903
J601	Radio broadcasting	-	-	-	-
J602	Television programming and broadcasting activities	314,934	-	-	-
J611	Wired telecommunications activities	317,314	36	507,680	-
J612	Wireless telecommunications activities	30,646	-	-	5,646
J613	Satellite telecommunications activities	-	-	-	-
J619	Other telecommunications activities	-	-	200,001	-
J620	Computer programming, consultancy and related activities	399,396	2,024,868	-	340,252
J631	Data processing, hosting and related activities; web portals	4,654	-	-	-
J639	Other information service activities	-	-	-	-

Continued

TABLE 4.2 - - Concluded

2009 PSIC Code	Industry Description	Income from Transactions Outside the Country			
		Netherlands	United Kingdom	Australia	Others
		(10)	(11)	(12)	(13)
J	Information and Communication	522,884	1,948,503	998,742	4,400,444
J581	Publishing of books, periodicals and other publishing activities	30,804	189,982	126,459	84,907
J582	Software publishing	-	-	-	-
J591	Motion picture, video and television programme activities	-	-	-	48,208
J592	Sound recording and music publishing activities	-	503	-	755
J601	Radio broadcasting	-	-	-	-
J602	Television programming and broadcasting activities	-	-	-	-
J611	Wired telecommunications activities	-	46	-	4
J612	Wireless telecommunications activities	-	-	8,989	440,471
J613	Satellite telecommunications activities	253,871	-	-	-
J619	Other telecommunications activities	-	-	2,062	72,765
J620	Computer programming, consultancy and related activities	2,173	1,212,151	754,228	3,157,044
J631	Data processing, hosting and related activities; web portals	236,036	545,821	107,004	596,288
J639	Other information service activities	-	-	-	-

TABLE 4.3 Number of Establishments and Income from Non-Industrial Services Done for Others by Type for All Information and Communication Establishments by Industry Group: Philippines, 2017

*(Values are in thousand pesos, except for number of establishments.
Details may not add-up to total due to rounding and/or statistical disclosure control.)*

2009 PSIC Code	Industry Description	Number of Establishments	Income from Non-Industrial Services Done for Others		
			Total	Rent Income from Land	Rental Income from Buildings, Warehouses and Other Structures
		(1)	(2)	(3)	(4)
J	Information and Communication	2,739	10,473,946	12,408	2,584,719
J581	Publishing of books, periodicals and other publishing activities	219	67,800	-	61,043
J582	Software publishing	5	2,769	-	2,769
J591	Motion picture, video and television programme activities	170	1,034,936	-	992,252
J592	Sound recording and music publishing activities	18	38,661	12,224	26,438
J601	Radio broadcasting	367	15,136	184	12,275
J602	Television programming and broadcasting activities	84	17,169	-	17,169
J611	Wired telecommunications activities	50	1,238,996	-	1,238,049
J612	Wireless telecommunications activities	39	320,196	-	10,850
J613	Satellite telecommunications activities	294	66,784	-	2,974
J619	Other telecommunications activities	691	60,449	-	34,648
J620	Computer programming, consultancy and related activities	711	7,523,872	-	185,946
J631	Data processing, hosting and related activities; web portals	83	77,792	-	307
J639	Other information service activities	8	9,387	-	-

Continued

TABLE 4.3 - - *Concluded*

2009 PSIC Code	Industry Description	Income from Non-Industrial Services Done for Others			
		Rental Income from Machinery and Transport Equipment	Rental Income from Office Equipment	Other Rental Income	Other Non-Industrial Services
		(5)	(6)	(7)	(8)
J	Information and Communication	1,941	27,380	1,706,310	6,141,189
J581	Publishing of books, periodicals and other publishing activities	658	-	-	6,100
J582	Software publishing	-	-	-	-
J591	Motion picture, video and television programme activities	-	-	17,909	24,775
J592	Sound recording and music publishing activities	-	-	-	-
J601	Radio broadcasting	-	1,623	68	986
J602	Television programming and broadcasting activities	-	-	-	-
J611	Wired telecommunications activities	188	-	759	-
J612	Wireless telecommunications activities	-	-	35,874	273,472
J613	Satellite telecommunications activities	-	864	690	62,256
J619	Other telecommunications activities	15	224	869	24,693
J620	Computer programming, consultancy and related activities	1,080	24,669	1,640,755	5,671,422
J631	Data processing, hosting and related activities; web portals	-	-	-	77,484
J639	Other information service activities	-	-	9,387	-

**TABLE 4.4 Number of Establishments and Other Income by Type for All Information and Communication Establishments
by Industry Group: Philippines, 2017**

*(Values are in thousand pesos, except for number of establishments.
Details may not add-up to total due to rounding and/or statistical disclosure control.)*

2009 PSIC Code	Industry Description	Number of Establishments	Other Income			
			Total	Foreign Exchange Gains	Gain from Sale of Investment and Marketable Securities	Others
			(1)	(2)	(3)	(4)
J	Information and Communication	2,739	26,607,033	1,371,356	193,757	25,041,652
J581	Publishing of books, periodicals and other publishing activities	219	286,447	11,696	83,053	191,699
J582	Software publishing	5	306,062	6,369	-	299,693
J591	Motion picture, video and television programme activities	170	193,160	8,911	185	184,064
J592	Sound recording and music publishing activities	18	1,363	1,312	9	42
J601	Radio broadcasting	367	219,434	106,005	14,816	98,612
J602	Television programming and broadcasting activities	84	3,572,328	31,205	25,673	3,515,450
J611	Wired telecommunications activities	50	2,069,824	40,670	16,824	2,012,330
J612	Wireless telecommunicatio ns activities	39	15,227,109	7,074	-	15,220,035
J613	Satellite telecommunications activities	294	669,051	612,523	827	55,701
J619	Other telecommunications activities	691	213,554	13,993	802	198,491
J620	Computer programming, consultancy and related activities	711	901,486	365,821	51,275	484,390
J631	Data processing, hosting and related activities; web portals	83	2,937,121	165,755	292	2,771,074
J639	Other information service activities	8	10,092	22	-	10,070

**TABLE 5 Number of Establishments and Expense by Type for All Information and Communication Establishments
by Industry Group: Philippines, 2017**

*(Values are in thousand pesos, except for number of establishments.
Details may not add-up to total due to rounding and/or statistical disclosure control.)*

2009 PSIC Code	Industry Description	Number of Establishments	Expense		
			Total	Total Compensation	Materials and Supplies
		(1)	(2)	(3)	(4)
J	Information and Communication	2,739	526,496,940	99,368,630	13,442,123
J581	Publishing of books, periodicals and other publishing activities	219	15,902,259	3,931,626	3,042,758
J582	Software publishing	5	6,734,067	2,168,990	73,631
J591	Motion picture, video and television programme activities	170	13,302,001	1,785,558	142,460
J592	Sound recording and music publishing activities	18	569,259	172,900	34,204
J601	Radio broadcasting	367	3,917,616	1,164,002	92,651
J602	Television programming and broadcasting activities	84	45,390,434	14,253,843	935,008
J611	Wired telecommunications activities	50	97,735,460	14,797,858	939,239
J612	Wireless telecommunicatio ns activities	39	192,250,811	11,296,603	2,472,757
J613	Satellite telecommunications activities	294	18,742,620	2,821,342	683,637
J619	Other telecommunications activities	691	8,923,502	2,065,958	645,956
J620	Computer programming, consultancy and related activities	711	111,572,351	39,574,204	4,117,533
J631	Data processing, hosting and related activities; web portals	83	9,279,396	4,906,235	244,630
J639	Other information service activities	8	2,177,164	429,510	17,658

Continued

TABLE 5 - - *Continued*

2009 PSIC Code	Industry Description	Expense				
		Real Estate Sold	Fuels, Lubricants, Oils and Greases	Electricity	Water	Industrial Service Done by Others
		(5)	(6)	(7)	(8)	(9)
J	Information and Communication	493,619	1,236,023	14,722,638	1,808,125	37,594,474
J581	Publishing of books, periodicals and other publishing activities	-	235,731	255,589	70,404	1,369,520
J582	Software publishing	-	-	85,875	9,379	132
J591	Motion picture, video and television programme activities	492,885	42,898	493,525	87,218	1,018,904
J592	Sound recording and music publishing activities	-	823	8,865	1,653	33,889
J601	Radio broadcasting	-	45,586	249,503	43,808	811,700
J602	Television programming and broadcasting activities	-	93,746	2,524,106	686,478	1,714,650
J611	Wired telecommunications activities	-	203,880	2,123,270	58,279	14,931,601
J612	Wireless telecommunications activities	-	203,041	6,045,386	291,912	6,271,681
J613	Satellite telecommunications activities	734	109,528	844,399	289,020	3,299,779
J619	Other telecommunications activities	-	56,881	159,896	22,111	2,111,459
J620	Computer programming, consultancy and related activities	-	228,787	1,711,347	227,474	5,737,570
J631	Data processing, hosting and related activities; web portals	-	12,508	209,012	18,746	248,695
J639	Other information service activities	-	2,614	11,866	1,642	44,894

Continued

TABLE 5 - - *Continued*

2009 PSIC Code	Industry Description	Expense			
		Non-Industrial Service Done by Others	Cost of Goods Sold	Interest Expense	Taxes on Products and Other Taxes on Production
		(10)	(11)	(12)	(13)
J	Information and Communication	233,665,341	7,495,944	14,638,714	8,382,369
J581	Publishing of books, periodicals and other publishing activities	5,461,396	156,815	236,266	221,890
J582	Software publishing	4,234,711	-	1,608	41,514
J591	Motion picture, video and television programme activities	4,482,273	99,815	448,410	861,765
J592	Sound recording and music publishing activities	261,736	-	1,771	17,846
J601	Radio broadcasting	1,067,442	35,376	15,412	68,398
J602	Television programming and broadcasting activities	16,960,691	-	1,098,885	605,643
J611	Wired telecommunications activities	30,542,669	14,992	5,293,166	1,742,464
J612	Wireless telecommunications activities	110,226,491	16,172	5,799,716	3,387,017
J613	Satellite telecommunications activities	7,400,645	142,420	324,849	237,897
J619	Other telecommunications activities	2,998,627	335,651	63,935	136,995
J620	Computer programming, consultancy and related activities	45,547,042	6,694,703	1,258,993	949,921
J631	Data processing, hosting and related activities; web portals	2,979,894	-	30,097	67,669
J639	Other information service activities	1,501,722	-	65,606	43,350

Continued

TABLE 5 - - *Continued*

2009 PSIC Code	Industry Description	Expense			
		Research and Development	Environmental Protection Expense	Royalty Fee	Franchise Fee
		(14)	(15)	(16)	(17)
J	Information and Communication	38,744	4,023	4,184,053	238,281
J581	Publishing of books, periodicals and other publishing activities	412	66	129,184	6
J582	Software publishing	-	3,675	-	-
J591	Motion picture, video and television programme activities	329	-	2,296,734	-
J592	Sound recording and music publishing activities	-	-	6,647	-
J601	Radio broadcasting	1,116	98	3,401	289
J602	Television programming and broadcasting activities	537	-	395,713	-
J611	Wired telecommunications activities	15	-	-	4,000
J612	Wireless telecommunications activities	-	-	247,977	1,511
J613	Satellite telecommunications activities	50	-	22,689	31,503
J619	Other telecommunications activities	4,459	7	-	2,829
J620	Computer programming, consultancy and related activities	31,273	178	971,657	198,143
J631	Data processing, hosting and related activities; web portals	553	-	110,052	-
J639	Other information service activities	-	-	-	-

Continued

TABLE 5 - - *Concluded*

2009 PSIC Code	Industry Description	Expense			
		Payouts	Amortization	Depreciation	Other Expense
		(18)	(19)	(20)	(21)
J	Information and Communication	-	8,939,779	61,691,174	18,552,161
J581	Publishing of books, periodicals and other publishing activities	-	154,401	413,963	222,233
J582	Software publishing	-	9,769	55,514	49,268
J591	Motion picture, video and television programme activities	-	56,423	820,946	171,858
J592	Sound recording and music publishing activities	-	10,194	9,654	9,077
J601	Radio broadcasting	-	27,375	204,595	86,808
J602	Television programming and broadcasting activities	-	1,964,627	3,003,097	1,153,410
J611	Wired telecommunications activities	-	732,555	22,027,115	4,324,359
J612	Wireless telecommunications activities	-	5,054,127	30,427,817	10,508,602
J613	Satellite telecommunications activities	-	48,602	2,091,364	394,161
J619	Other telecommunications activities	-	4,661	163,075	150,636
J620	Computer programming, consultancy and related activities	-	809,983	2,140,813	1,372,426
J631	Data processing, hosting and related activities; web portals	-	65,988	315,193	70,124
J639	Other information service activities	-	1,075	18,028	39,200

TABLE 5.2 Number of Establishments and Expense for Industrial Services Done by Others by Type for All Information and Communication Establishments by Industry Group: Philippines, 2017

(Value in thousand pesos. Details may not add-up to total due to rounding and/or statistical disclosure control)

2009 PSIC Code	Industry Description	Number of Establishments	Industrial Services Done by Others		
			Total	Contract and Commission Work Done by Others	Repairs, maintenance and Installation
		(1)	(2)	(3)	(4)
J	Information and Communication	2,739	37,594,474	2,586,682	35,006,935
J581	Publishing of books, periodicals and other publishing activities	219	1,369,520	28,697	1,340,823
J582	Software publishing	5	132	-	132
J591	Motion picture, video and television programme activities	170	1,018,904	237,851	781,052
J592	Sound recording and music publishing activities	18	33,889	7,121	26,768
J601	Radio broadcasting	367	811,700	11,795	799,037
J602	Television programming and broadcasting activities	84	1,714,650	696	1,713,954
J611	Wired telecommunications activities	50	14,931,601	2,152	14,929,448
J612	Wireless telecommunications activities	39	6,271,681	632	6,271,049
J613	Satellite telecommunications activities	294	3,299,779	41,122	3,258,657
J619	Other telecommunications activities	691	2,111,459	1,383,829	727,641
J620	Computer programming, consultancy and related activities	711	5,737,570	758,965	4,978,605
J631	Data processing, hosting and related activities; web portals	83	248,695	113,822	134,873
J639	Other information service activities	8	44,894	-	44,894

TABLE 5.3 Number of Establishments and Expense for Non-Industrial Services Done by Others by Type for All Information and Communication Establishments by Industry Group: Philippines, 2017

*(Values are in thousand pesos, except for number of establishments.
Details may not add-up to total due to rounding and/or statistical disclosure control.)*

2009 PSIC Code	Industry Description	Number of Establishments	Non-Industrial Services Done by Others	
			Total	Rent Expense from Land
		(1)	(2)	(3)
J	Information and Communication	2,739	233,665,341	1,712,162
J581	Publishing of books, periodicals and other publishing activities	219	5,461,396	7,531
J582	Software publishing	5	4,234,711	-
J591	Motion picture, video and television programme activities	170	4,482,273	6,380
J592	Sound recording and music publishing activities	18	261,736	-
J601	Radio broadcasting	367	1,067,442	3,070
J602	Television programming and broadcasting activities	84	16,960,691	1,114,410
J611	Wired telecommunications activities	50	30,542,669	377,362
J612	Wireless telecommunications activities	39	110,226,491	39,110
J613	Satellite telecommunications activities	294	7,400,645	12,660
J619	Other telecommunications activities	691	2,998,627	75,109
J620	Computer programming, consultancy and related activities	711	45,547,042	55,617
J631	Data processing, hosting and related activities; web portals	83	2,979,894	18,268
J639	Other information service activities	8	1,501,722	2,645

Continued

TABLE 5.3 - - Continued

2009 PSIC Code	Industry Description	Non-Industrial Services Done by Others			
		Rental Expense for Buildings, Warehouses and Other Structures	Rental Expense for Machinery and Transport Equipment	Rental Expense for Office Equipment	Other Rental Expense
		(4)	(5)	(6)	(7)
J	Information and Communication	19,919,453	486,864	267,723	9,922,976
J581	Publishing of books, periodicals and other publishing activities	347,268	5,889	130	1,115
J582	Software publishing	186,461	-	-	-
J591	Motion picture, video and television programme activities	633,884	14,507	77	340,700
J592	Sound recording and music publishing activities	30,440	-	1,035	-
J601	Radio broadcasting	154,199	318	715	465
J602	Television programming and broadcasting activities	3,109,698	54,738	264	-
J611	Wired telecommunications activities	1,771,816	1,654	590	4,433,179
J612	Wireless telecommunications activities	6,337,049	374,766	137,902	4,640,634
J613	Satellite telecommunications activities	868,591	11,946	2,021	368,683
J619	Other telecommunications activities	359,394	2,810	2,055	4,042
J620	Computer programming, consultancy and related activities	5,596,394	16,993	40,716	72,035
J631	Data processing, hosting and related activities; web portals	476,151	-	80,664	62,123
J639	Other information service activities	48,106	3,244	1,555	-

Continued

TABLE 5.3 - - Concluded

2009 PSIC Code	Industry Description	Non-Industrial Services Done by Others			
		Communication Expense	Insurance Expense	Transport Service Expense	Other Non-Industrial Service Done by Others
		(8)	(9)	(10)	(11)
J	Information and Communication	4,493,608	2,651,725	2,721,804	191,489,033
J581	Publishing of books, periodicals and other publishing activities	150,764	59,327	477,165	4,412,206
J582	Software publishing	26,541	800	370	4,020,539
J591	Motion picture, video and television programme activities	54,980	44,716	47,124	3,339,905
J592	Sound recording and music publishing activities	5,531	3,610	1,038	220,082
J601	Radio broadcasting	46,401	8,215	42,809	811,249
J602	Television programming and broadcasting activities	455,288	63,973	483,042	11,679,279
J611	Wired telecommunications activities	540,247	704,336	20,042	22,693,444
J612	Wireless telecommunications activities	1,356,319	1,223,213	690,138	95,427,360
J613	Satellite telecommunications activities	178,742	39,774	258,193	5,660,036
J619	Other telecommunications activities	100,579	13,291	48,325	2,393,027
J620	Computer programming, consultancy and related activities	1,330,099	396,905	633,311	37,404,972
J631	Data processing, hosting and related activities; web portals	213,156	68,497	6,488	2,054,546
J639	Other information service activities	34,960	25,067	13,758	1,372,387

**TABLE 5.4 Number of Establishments and Cost of Goods Sold for All Information and Communication Establishments
by Industry Group: Philippines, 2017**

*(Values are in thousand pesos, except for number of establishments.
Details may not add-up to total due to rounding and/or statistical disclosure control.)*

2009 PSIC Code	Industry Description	Number of Establishments	Cost of Goods Sold	Goods for Resale Inventories, Beginning	Goods Purchased for Resale	Goods for Resale Inventories, Ending
		(1)	(2)	(3)	(4)	(5)
J	Information and Communication	2,739	7,495,944	773,581	7,292,959	570,596
J581	Publishing of books, periodicals and other publishing activities	219	156,815	126,720	118,602	88,507
J582	Software publishing	5	-	-	-	-
J591	Motion picture, video and television programme activities	170	99,815	11,137	97,541	8,863
J592	Sound recording and music publishing activities	18	-	-	-	-
J601	Radio broadcasting	367	35,376	-	35,376	-
J602	Television programming and broadcasting activities	84	-	-	-	-
J611	Wired telecommunications activities	50	14,992	19,675	-	4,683
J612	Wireless telecommunications activities	39	16,172	-	16,706	535
J613	Satellite telecommunications activities	294	142,420	46,124	148,773	52,477
J619	Other telecommunications activities	691	335,651	42,334	334,733	41,416
J620	Computer programming, consultancy and related activities	711	6,694,703	527,591	6,541,227	374,115
J631	Data processing, hosting and related activities; web portals	83	-	-	-	-
J639	Other information service activities	8	-	-	-	-

TABLE 5.5 Number of Establishments and Taxes on Products and Other Taxes on Production for All Information and Communication Establishments by Industry Group: Philippines, 2017

(Values are in thousand pesos, except for number of establishments. Details may not add-up to total due to rounding and/or statistical disclosure control.)

2009 PSIC Code	Industry Description	Number of Establishments	Taxes on Products and Other Taxes on Production		
			Total	Taxes on Products	Other taxes on production
		(1)	(2)	(3)	(4)
J	Information and Communication	2,739	8,382,369	763,196	7,619,491
J581	Publishing of books, periodicals and other publishing activities	219	221,890	93,296	128,594
J582	Software publishing	5	41,514	21,598	19,915
J591	Motion picture, video and television programme activities	170	861,765	392,305	469,777
J592	Sound recording and music publishing activities	18	17,846	5,336	12,510
J601	Radio broadcasting	367	68,398	5,440	62,958
J602	Television programming and broadcasting activities	84	605,643	134	605,509
J611	Wired telecommunications activities	50	1,742,464	4,622	1,737,842
J612	Wireless telecommunications activities	39	3,387,017	89,873	3,297,145
J613	Satellite telecommunications activities	294	237,897	18,331	219,566
J619	Other telecommunications activities	691	136,995	11,428	125,567
J620	Computer programming, consultancy and related activities	711	949,921	99,788	850,133
J631	Data processing, hosting and related activities; web portals	83	67,669	2,678	64,991
J639	Other information service activities	8	43,350	18,367	24,983

**TABLE 5.6 Number of Establishments and Other Expense by Type for All Information and Communication Establishments
by Industry Group: Philippines, 2017**

*(Values are in thousand pesos, except for number of establishments.
Details may not add-up to total due to rounding and/or statistical disclosure control.)*

2009 PSIC Code	Industry Description	Number of Establishments	Other Expense	
			Total	Foreign Exchange Losses
		(1)	(2)	(3)
J	Information and Communication	2,739	18,552,161	2,738,067
J581	Publishing of books, periodicals and other publishing activities	219	222,233	5,240
J582	Software publishing	5	49,268	-
J591	Motion picture, video and television programme activities	170	171,858	359
J592	Sound recording and music publishing activities	18	9,077	-
J601	Radio broadcasting	367	86,808	238
J602	Television programming and broadcasting activities	84	1,153,410	10,449
J611	Wired telecommunications activities	50	4,324,359	147,659
J612	Wireless telecommunications activities	39	10,508,602	2,109,815
J613	Satellite telecommunications activities	294	394,161	9,772
J619	Other telecommunications activities	691	150,636	56,856
J620	Computer programming, consultancy and related activities	711	1,372,426	334,804
J631	Data processing, hosting and related activities; web portals	83	70,124	30,274
J639	Other information service activities	8	39,200	32,602

Continued

TABLE 5.6 - - Concluded

2009 PSIC Code	Industry Description	Other Expense			
		Charitable Donations and Grants	Bad and Doubtful Debts	Loss from Sale of Investment Assets and Marketable Securities	Others
		(4)	(5)	(6)	(7)
J	Information and Communication	233,628	7,116,659	66,150	8,397,962
J581	Publishing of books, periodicals and other publishing activities	16,162	103,836	13,759	83,235
J582	Software publishing	-	49,268	-	-
J591	Motion picture, video and television programme activities	4,869	2,504	7	164,119
J592	Sound recording and music publishing activities	163	3,711	220	4,983
J601	Radio broadcasting	3,446	24,220	876	58,029
J602	Television programming and broadcasting activities	54,108	141,097	779	946,977
J611	Wired telecommunications activities	121,134	4,026,974	-	28,592
J612	Wireless telecommunications activities	4,453	2,095,507	2,592	6,296,235
J613	Satellite telecommunications activities	13,646	308,593	13,871	48,281
J619	Other telecommunications activities	1,146	11,370	6	81,258
J620	Computer programming, consultancy and related activities	13,641	340,490	33,253	650,542
J631	Data processing, hosting and related activities; web portals	860	5,838	788	32,363
J639	Other information service activities	-	3,251	-	3,347

TABLE 6 Number of Establishments and Capital Expenditures by Type of Tangible Fixed Assets for All Information and Communication Establishments by Industry Group: Philippines, 2017

*(Values are in thousand pesos, except for number of establishments.
Details may not add-up to total due to rounding and/or statistical disclosure control.)*

2009 PSIC Code	Industry Description	Number of Establishments	Capital Expenditures for Tangible Fixed Assets		
			Total	Land	Buildings, Other Structures and Land Improvements
		(1)	(2)	(3)	(4)
J	Information and Communication	2,739	52,218,643	108,969	1,972,794
J581	Publishing of books, periodicals and other publishing activities	219	202,483	6,000	63,556
J582	Software publishing	5	14,403	-	5,375
J591	Motion picture, video and television programme activities	170	167,384	19,509	61,612
J592	Sound recording and music publishing activities	18	905	-	53
J601	Radio broadcasting	367	82,776	338	9,345
J602	Television programming and broadcasting activities	84	2,519,613	9,085	912,509
J611	Wired telecommunications activities	50	12,507,527	30,472	287,617
J612	Wireless telecommunications activities	39	31,369,802	-	10,096
J613	Satellite telecommunications activities	294	3,522,159	9,068	144,750
J619	Other telecommunications activities	691	144,637	27,758	22,262
J620	Computer programming, consultancy and related activities	711	1,308,540	6,739	339,660
J631	Data processing, hosting and related activities; web portals	83	355,425	-	115,609
J639	Other information service activities	8	22,987	-	350

Continued

TABLE 6 - - *Continued*

2009 PSIC Code	Industry Description	Capital Expenditures for Tangible Fixed Assets			
		Transport Equipment	ICT Machinery and Equipment	Specialized Industrial Machineries	General Industrial Machineries
		(5)	(6)	(7)	(8)
J	Information and Communication	878,325	45,659,387	64,027	353,511
J581	Publishing of books, periodicals and other publishing activities	31,876	69,611	15,315	4,121
J582	Software publishing	-	8,144	-	-
J591	Motion picture, video and television programme activities	8,210	49,491	-	1,325
J592	Sound recording and music publishing activities	-	852	-	-
J601	Radio broadcasting	9,620	37,943	762	1,695
J602	Television programming and broadcasting activities	6,209	801,810	-	98,158
J611	Wired telecommunications activities	234,876	10,044,438	11	7,814
J612	Wireless telecommunications activities	382,734	30,931,882	44,861	209
J613	Satellite telecommunications activities	82,976	2,701,181	1,572	223,313
J619	Other telecommunications activities	5,596	40,730	1,506	909
J620	Computer programming, consultancy and related activities	85,942	763,334	-	15,681
J631	Data processing, hosting and related activities; web portals	20,833	198,119	-	288
J639	Other information service activities	9,453	11,851	-	-

Continued

TABLE 6 - - *Concluded*

2009 PSIC Code	Industry Description	Capital Expenditures for Tangible Fixed Assets		
		Other Machinery and Equipment	Valuables	Other Tangible Fixed Assets
		(9)	(10)	(11)
J	Information and Communication	2,984,544	8,306	188,781
J581	Publishing of books, periodicals and other publishing activities	8,373	250	3,381
J582	Software publishing	883	-	-
J591	Motion picture, video and television programme activities	24,257	-	2,980
J592	Sound recording and music publishing activities	-	-	-
J601	Radio broadcasting	19,081	122	3,871
J602	Television programming and broadcasting activities	681,660	-	10,182
J611	Wired telecommunications activities	1,902,240	-	60
J612	Wireless telecommunications activities	-	-	21
J613	Satellite telecommunications activities	237,250	341	121,708
J619	Other telecommunications activities	38,697	-	7,179
J620	Computer programming, consultancy and related activities	54,112	7,593	35,478
J631	Data processing, hosting and related activities; web portals	17,163	-	3,413
J639	Other information service activities	827	-	507

TABLE 6.2 Number of Establishments and Capital Expenditures for Tangible Fixed Assets by Mode of Acquisition for All Information and Communication Establishments by Industry Group: Philippines, 2017

*(Values are in thousand pesos, except for number of establishments.
Details may not add-up to total due to rounding and/or statistical disclosure control.)*

2009 PSIC Code	Industry Description	Number of Establishments	Capital Expenditures for Tangible Fixed Assets by Mode of Acquisition	
			Total	New Tangible Fixed Assets
		(1)	(2)	(3)
J	Information and Communication	2,739	52,241,114	50,184,960
J581	Publishing of books, periodicals and other publishing activities	219	202,483	158,311
J582	Software publishing	5	14,403	9,028
J591	Motion picture, video and television programme activities	170	167,384	116,284
J592	Sound recording and music publishing activities	18	905	852
J601	Radio broadcasting	367	82,776	73,794
J602	Television programming and broadcasting activities	84	2,519,613	1,645,528
J611	Wired telecommunications activities	50	12,507,527	12,187,626
J612	Wireless telecommunications activities	39	31,369,802	31,369,311
J613	Satellite telecommunications activities	294	3,522,159	3,064,747
J619	Other telecommunications activities	691	144,637	98,806
J620	Computer programming, consultancy and related activities	711	1,324,164	1,189,864
J631	Data processing, hosting and related activities; web portals	83	362,272	248,171
J639	Other information service activities	8	22,987	22,638

Continued

TABLE 6.2 - - Concluded

2009 PSIC Code	Industry Description	Capital Expenditures for Tangible Fixed Assets by Mode of Acquisition		
		Major Alterations and Improvements on Tangible Fixed Assets	Land and Used Tangible Fixed Assets	Tangible Fixed Assets Produced on Own Account
		(4)	(5)	(6)
J	Information and Communication	727,044	1,107,871	221,239
J581	Publishing of books, periodicals and other publishing activities	25,051	19,079	42
J582	Software publishing	5,375	-	-
J591	Motion picture, video and television programme activities	5,038	46,062	-
J592	Sound recording and music publishing activities	53	-	-
J601	Radio broadcasting	881	8,013	88
J602	Television programming and broadcasting activities	75,733	798,352	-
J611	Wired telecommunications activities	289,316	30,472	112
J612	Wireless telecommunications activities	-	-	491
J613	Satellite telecommunications activities	76,057	166,882	214,472
J619	Other telecommunications activities	17,687	28,044	100
J620	Computer programming, consultancy and related activities	117,402	10,966	5,932
J631	Data processing, hosting and related activities; web portals	114,101	-	-
J639	Other information service activities	350	-	-

TABLE 7 Number of Establishments and Capital Expenditures for Intangible Assets by Type for All Information and Communication Establishments by Industry Group: Philippines, 2017

*(Values are in thousand pesos, except for number of establishments.
Details may not add-up to total due to rounding and/or statistical disclosure control.)*

2009 PSIC Code	Industry Description	Number of Establishments	Capital Expenditures for Intangible Assets	
			Total	Intangible Non-produced Assets
		(1)	(2)	(3)
J	Information and Communication	2,739	4,661,249	1,566,669
J581	Publishing of books, periodicals and other publishing activities	219	122,373	-
J582	Software publishing	5	8,875	-
J591	Motion picture, video and television programme activities	170	291,181	-
J592	Sound recording and music publishing activities	18	-	-
J601	Radio broadcasting	367	8,867	-
J602	Television programming and broadcasting activities	84	1,858,764	-
J611	Wired telecommunications activities	50	1,455,000	1,455,000
J612	Wireless telecommunications activities	39	112,680	14,576
J613	Satellite telecommunications activities	294	677	633
J619	Other telecommunications activities	691	6,392	15
J620	Computer programming, consultancy and related activities	711	722,509	96,445
J631	Data processing, hosting and related activities; web portals	83	73,931	-
J639	Other information service activities	8	-	-

Continued

TABLE 7 - - *Concluded*

2009 PSIC Code	Industry Description	Capital Expenditures for Intangible Assets			
		Computer Software and Databases	Entertainment, Literary and Artistic Originals	Research and Development	Other Intangible Assets
		(4)	(5)	(6)	(7)
J	Information and Communication	1,320,324	1,768,493	5,763	-
J581	Publishing of books, periodicals and other publishing activities	750	121,622	-	-
J582	Software publishing	-	8,875	-	-
J591	Motion picture, video and television programme activities	31,176	260,005	-	-
J592	Sound recording and music publishing activities	-	-	-	-
J601	Radio broadcasting	-	8,867	-	-
J602	Television programming and broadcasting activities	489,640	1,369,123	-	-
J611	Wired telecommunications activities	-	-	-	-
J612	Wireless telecommunications activities	98,104	-	-	-
J613	Satellite telecommunications activities	44	-	-	-
J619	Other telecommunications activities	1,918	-	4,459	-
J620	Computer programming, consultancy and related activities	624,761	-	1,304	-
J631	Data processing, hosting and related activities; web portals	73,931	-	-	-
J639	Other information service activities	-	-	-	-

TABLE 8 Number of Establishments and Gross Additions to Tangible Fixed Assets for All Information and Communication Establishments by Industry Group: Philippines, 2017

*(Values are in thousand pesos, except for number of establishments.
Details may not add-up to total due to rounding and/or statistical disclosure control.)*

2009 PSIC Code	Industry Description	Number of Establishments	Gross Additions to Tangible Fixed Assets	Capital Expenditures	Sale of Tangible Fixed Assets
		(1)	(2)	(3)	(4)
J	Information and Communication	2,739	51,921,266	52,218,643	297,377
J581	Publishing of books, periodicals and other publishing activities	219	192,580	202,483	9,903
J582	Software publishing	5	14,403	14,403	-
J591	Motion picture, video and television programme activities	170	163,733	167,384	3,650
J592	Sound recording and music publishing activities	18	905	905	-
J601	Radio broadcasting	367	77,913	82,776	4,863
J602	Television programming and broadcasting activities	84	2,518,454	2,519,613	1,159
J611	Wired telecommunications activities	50	12,452,641	12,507,527	54,886
J612	Wireless telecommunications activities	39	31,365,660	31,369,802	4,142
J613	Satellite telecommunications activities	294	3,520,331	3,522,159	1,828
J619	Other telecommunications activities	691	142,273	144,637	2,363
J620	Computer programming, consultancy and related activities	711	1,105,794	1,308,540	202,746
J631	Data processing, hosting and related activities; web portals	83	343,589	355,425	11,836
J639	Other information service activities	8	22,987	22,987	-

TABLE 8.1 Number of Establishments and Sale of Tangible Fixed Assets by Type for All Information and Communication Establishments by Industry Group: Philippines, 2017

*(Values are in thousand pesos, except for number of establishments.
Details may not add-up to total due to rounding and/or statistical disclosure control.)*

2009 PSIC Code	Industry Description	Number of Establishments	Sale of Tangible Fixed Assets	
			Total	Land
		(1)	(2)	(3)
J	Information and Communication	2,739	297,377	3,849
J581	Publishing of books, periodicals and other publishing activities	219	9,903	-
J582	Software publishing	5	-	-
J591	Motion picture, video and television programme activities	170	3,650	2,947
J592	Sound recording and music publishing activities	18	-	-
J601	Radio broadcasting	367	4,863	150
J602	Television programming and broadcasting activities	84	1,159	-
J611	Wired telecommunications activities	50	54,886	752
J612	Wireless telecommunications activities	39	4,142	-
J613	Satellite telecommunications activities	294	1,828	-
J619	Other telecommunications activities	691	2,363	-
J620	Computer programming, consultancy and related activities	711	202,746	-
J631	Data processing, hosting and related activities; web portals	83	11,836	-
J639	Other information service activities	8	-	-

Continued

TABLE 8.1 - - Continued

2009 PSIC Code	Industry Description	Sale of Tangible Fixed Assets			
		Buildings, Other Structures and Land Improvements	Transport Equipment	ICT Machinery and Equipment	Specialized Industrial Machinery
		(4)	(5)	(6)	(7)
J	Information and Communication	36,862	65,620	107,440	76
J581	Publishing of books, periodicals and other publishing activities	-	9,903	-	-
J582	Software publishing	-	-	-	-
J591	Motion picture, video and television programme activities	-	704	-	-
J592	Sound recording and music publishing activities	-	-	-	-
J601	Radio broadcasting	2,861	-	1,212	-
J602	Television programming and broadcasting activities	-	839	320	-
J611	Wired telecommunications activities	20,000	24,630	4,951	-
J612	Wireless telecommunications activities	-	1,154	2,969	-
J613	Satellite telecommunications activities	-	1,814	15	-
J619	Other telecommunications activities	-	-	2,255	76
J620	Computer programming, consultancy and related activities	13,995	26,577	84,226	-
J631	Data processing, hosting and related activities; web portals	6	-	11,492	-
J639	Other information service activities	-	-	-	-

Continued

TABLE 8.1 - - Concluded

2009 PSIC Code	Industry Description	Sale of Tangible Fixed Assets			
		General Industrial Machinery	Other Machinery and Equipment	Valuables	Other Tangible Fixed Assets
		(8)	(9)	(10)	(11)
J	Information and Communication	70	57,052	5,382	21,027
J581	Publishing of books, periodicals and other publishing activities	-	-	-	-
J582	Software publishing	-	-	-	-
J591	Motion picture, video and television programme activities	-	-	-	-
J592	Sound recording and music publishing activities	-	-	-	-
J601	Radio broadcasting	-	-	-	641
J602	Television programming and broadcasting activities	-	-	-	-
J611	Wired telecommunications activities	-	3,700	-	853
J612	Wireless telecommunications activities	-	-	-	19
J613	Satellite telecommunications activities	-	-	-	-
J619	Other telecommunications activities	33	-	-	-
J620	Computer programming, consultancy and related activities	38	53,352	5,382	19,178
J631	Data processing, hosting and related activities; web portals	-	-	-	337
J639	Other information service activities	-	-	-	-

TABLE 8.2 Number of Establishments and Losses and Damages to Tangible Fixed Assets by Type for All Information and Communication Establishments by Industry Group: Philippines, 2017

*(Values are in thousand pesos, except for number of establishments.
Details may not add-up to total due to rounding and/or statistical disclosure control.)*

2009 PSIC Code	Industry Description	Number of Establishments	Losses and Damages	
			Total	Land
		(1)	(2)	(3)
J	Information and Communication	2,739	3,149,484	3,750
J581	Publishing of books, periodicals and other publishing activities	219	2,446	-
J582	Software publishing	5	-	-
J591	Motion picture, video and television programme activities	170	37,715	-
J592	Sound recording and music publishing activities	18	-	-
J601	Radio broadcasting	367	4,708	-
J602	Television programming and broadcasting activities	84	-	-
J611	Wired telecommunications activities	50	2,876,986	3,750
J612	Wireless telecommunications activities	39	7,435	-
J613	Satellite telecommunications activities	294	158,424	-
J619	Other telecommunications activities	691	2,777	-
J620	Computer programming, consultancy and related activities	711	57,293	-
J631	Data processing, hosting and related activities; web portals	83	1,701	-
J639	Other information service activities	8	-	-

Continued

TABLE 8.2 - - Continued

2009 PSIC Code	Industry Description	Losses and Damages			
		Buildings, Other Structures and Land Improvements	Transport Equipment	ICT Machinery and Equipment	Specialized Industrial Machinery
		(4)	(5)	(6)	(7)
J	Information and Communication	34,815	11,870	2,747,675	2,626
J581	Publishing of books, periodicals and other publishing activities	-	408	10	-
J582	Software publishing	-	-	-	-
J591	Motion picture, video and television programme activities	-	-	14,129	-
J592	Sound recording and music publishing activities	-	-	-	-
J601	Radio broadcasting	230	-	4,459	-
J602	Television programming and broadcasting activities	-	-	-	-
J611	Wired telecommunications activities	-	292	2,705,510	-
J612	Wireless telecommunications activities	219	4,155	466	2,594
J613	Satellite telecommunications activities	2,802	3,244	7,654	-
J619	Other telecommunications activities	1,784	-	481	32
J620	Computer programming, consultancy and related activities	29,780	3,771	13,264	-
J631	Data processing, hosting and related activities; web portals	-	-	1,701	-
J639	Other information service activities	-	-	-	-

Continued

TABLE 8.2 - - Concluded

2009 PSIC Code	Industry Description	Losses and Damages			
		General Industrial Machinery	Other Machinery and Equipment	Valuables	Other Tangible Fixed Assets
		(8)	(9)	(10)	(11)
J	Information and Communication	145,164	27,767	3,842	171,976
J581	Publishing of books, periodicals and other publishing activities	1,975	-	-	53
J582	Software publishing	-	-	-	-
J591	Motion picture, video and television programme activities	-	23,586	-	-
J592	Sound recording and music publishing activities	-	-	-	-
J601	Radio broadcasting	-	-	-	19
J602	Television programming and broadcasting activities	-	-	-	-
J611	Wired telecommunications activities	-	-	-	167,434
J612	Wireless telecommunications activities	-	-	-	-
J613	Satellite telecommunications activities	138,886	-	2,754	3,084
J619	Other telecommunications activities	1	358	-	119
J620	Computer programming, consultancy and related activities	4,301	3,822	1,088	1,267
J631	Data processing, hosting and related activities; web portals	-	-	-	-
J639	Other information service activities	-	-	-	-

TABLE 9 Number of Establishments and Book Value of Tangible Fixed Assets by Type for All Information and Communication Establishments by Industry Group: Philippines, 2017

*(Values are in thousand pesos, except for number of establishments.
Details may not add-up to total due to rounding and/or statistical disclosure control.)*

2009 PSIC Code	Industry Description	Number of Establishments	Book Value of Tangible Fixed Assets as of 31 December	
			Total	Land
		(1)	(2)	(3)
J	Information and Communication	2,739	388,473,297	12,582,775
J581	Publishing of books, periodicals and other publishing activities	219	6,016,741	628,176
J582	Software publishing	5	158,160	-
J591	Motion picture, video and television programme activities	170	7,072,301	2,176,080
J592	Sound recording and music publishing activities	18	120,851	13,869
J601	Radio broadcasting	367	2,666,515	290,392
J602	Television programming and broadcasting activities	84	20,254,033	2,708,241
J611	Wired telecommunications activities	50	104,502,665	3,192,382
J612	Wireless telecommunications activities	39	220,489,023	2,077,497
J613	Satellite telecommunications activities	294	13,909,180	381,107
J619	Other telecommunications activities	691	2,123,204	914,154
J620	Computer programming, consultancy and related activities	711	9,749,564	189,691
J631	Data processing, hosting and related activities; web portals	83	1,339,668	11,186
J639	Other information service activities	8	71,390	-

Continued

TABLE 9 - - *Continued*

2009 PSIC Code	Industry Description	Book Value of Tangible Fixed Assets as of 31 December			
		Buildings, Other Structures and Land Improvements	Transport Equipment	ICT Machinery and Equipment	Specialized Industrial Machinery
		(4)	(5)	(6)	(7)
J	Information and Communication	96,430,494	3,802,595	169,114,102	6,589,338
J581	Publishing of books, periodicals and other publishing activities	1,511,973	255,131	1,481,315	753,103
J582	Software publishing	79,315	-	68,280	-
J591	Motion picture, video and television programme activities	3,839,058	110,713	432,222	476
J592	Sound recording and music publishing activities	71,301	5,208	20,874	-
J601	Radio broadcasting	571,960	104,201	856,830	72,160
J602	Television programming and broadcasting activities	7,265,959	177,294	3,776,118	-
J611	Wired telecommunications activities	7,141,315	1,046,488	50,663,241	92,101
J612	Wireless telecommunications activities	69,881,698	982,268	96,931,774	5,589,277
J613	Satellite telecommunications activities	1,007,258	361,971	9,970,857	61,413
J619	Other telecommunications activities	310,806	165,808	492,222	5,115
J620	Computer programming, consultancy and related activities	4,227,561	528,080	3,847,841	15,503
J631	Data processing, hosting and related activities; web portals	511,984	52,598	532,480	189
J639	Other information service activities	10,305	12,836	40,048	-

Continued

TABLE 9 - - *Concluded*

2009 PSIC Code	Industry Description	Book Value of Tangible Fixed Assets as of 31 December			
		General Industrial Machinery	Other Machinery and Equipment	Valuables	Other Tangible Fixed Assets
		(8)	(9)	(10)	(11)
J	Information and Communication	6,333,946	56,682,270	1,812,689	35,124,227
J581	Publishing of books, periodicals and other publishing activities	1,180,961	71,298	2,100	132,683
J582	Software publishing	-	9,162	-	1,403
J591	Motion picture, video and television programme activities	51,356	347,590	42,811	71,995
J592	Sound recording and music publishing activities	5,476	3,970	-	152
J601	Radio broadcasting	198,350	340,871	29,526	202,224
J602	Television programming and broadcasting activities	754,205	4,905,042	-	667,174
J611	Wired telecommunications activities	793,271	34,187,943	1,582,672	5,803,252
J612	Wireless telecommunications activities	2,116,132	15,815,754	17,539	27,077,086
J613	Satellite telecommunications activities	902,514	594,591	82,660	546,809
J619	Other telecommunications activities	123,456	55,118	1,787	54,739
J620	Computer programming, consultancy and related activities	118,621	269,035	50,133	502,237
J631	Data processing, hosting and related activities; web portals	89,604	78,460	3,459	59,708
J639	Other information service activities	-	3,437	-	4,763

TABLE 10 Number of Establishments and Book Value of Intangible Assets by Type for All Information and Communication Establishments by Industry Group: Philippines, 2017

(Values are in thousand pesos, except for number of establishments. Details may not add-up to total due to rounding and/or statistical disclosure control.)

2009 PSIC Code	Industry Description	Number of Establishments	Book Value of Intangible Assets as of 31 December	
			Total	Intangible Non-Produced Assets
		(1)	(2)	(3)
J	Information and Communication	2,739	73,501,164	30,861,303
J581	Publishing of books, periodicals and other publishing activities	219	405,506	602
J582	Software publishing	5	43,154	-
J591	Motion picture, video and television programme activities	170	1,678,688	2,500
J592	Sound recording and music publishing activities	18	41,604	-
J601	Radio broadcasting	367	153,794	49,588
J602	Television programming and broadcasting activities	84	9,045,868	87,570
J611	Wired telecommunications activities	50	3,803,752	2,868,000
J612	Wireless telecommunications activities	39	39,215,167	27,621,305
J613	Satellite telecommunications activities	294	2,748,572	88,780
J619	Other telecommunications activities	691	37,004	130
J620	Computer programming, consultancy and related activities	711	9,991,929	142,827
J631	Data processing, hosting and related activities; web portals	83	6,331,826	-
J639	Other information service activities	8	4,300	-

Continued

TABLE 10 - - Concluded

2009 PSIC Code	Industry Description	Book Value of Intangible Assets as of 31 December			
		Computer Software and Databases	Entertainment, Literary and Artistic Originals	Research and Development	Other Intangible Assets
		(4)	(5)	(6)	(7)
J	Information and Communication	32,480,284	10,127,093	30,227	2,257
J581	Publishing of books, periodicals and other publishing activities	4,609	400,295	-	-
J582	Software publishing	-	43,154	-	-
J591	Motion picture, video and television programme activities	131,929	1,544,258	-	-
J592	Sound recording and music publishing activities	36,776	4,829	-	-
J601	Radio broadcasting	1,457	102,749	-	-
J602	Television programming and broadcasting activities	961,844	7,996,453	-	-
J611	Wired telecommunications activities	933,604	-	-	2,148
J612	Wireless telecommunications activities	11,592,784	1,078	-	-
J613	Satellite telecommunications activities	2,659,792	-	-	-
J619	Other telecommunications activities	30,913	-	5,952	9
J620	Computer programming, consultancy and related activities	9,790,726	34,001	24,275	101
J631	Data processing, hosting and related activities; web portals	6,331,549	276	-	-
J639	Other information service activities	4,300	-	-	-

**TABLE 11 Number of Establishments and Value of Inventories for All Information and Communication Establishments
by Industry Group: Philippines, 2017**

*(Values are in thousand pesos, except for number of establishments.
Details may not add-up to total due to rounding and/or statistical disclosure control.)*

2009 PSIC Code	Industry Description	Number of Establishments	Value of Inventories as of 1 January	
			Total	Materials and Supplies
		(1)	(2)	(3)
J	Information and Communication	2,739	10,217,669	8,626,327
J581	Publishing of books, periodicals and other publishing activities	219	1,174,087	919,557
J582	Software publishing	5	-	-
J591	Motion picture, video and television programme activities	170	387,809	3,755
J592	Sound recording and music publishing activities	18	56	56
J601	Radio broadcasting	367	7,225	6,695
J602	Television programming and broadcasting activities	84	163,626	163,626
J611	Wired telecommunications activities	50	3,084,087	3,064,412
J612	Wireless telecommunications activities	39	3,350,310	3,350,310
J613	Satellite telecommunications activities	294	691,807	641,797
J619	Other telecommunications activities	691	203,154	160,596
J620	Computer programming, consultancy and related activities	711	1,004,364	314,775
J631	Data processing, hosting and related activities; web portals	83	150,910	514
J639	Other information service activities	8	233	233

Continued

TABLE 11 - - *Continued*

2009 PSIC Code	Industry Description	Value of Inventories as of 1 January			
		Fuels, Lubricants, Oils and Greases	Goods for Resale	Real Estate for Sale	Other Inventories
		(4)	(5)	(6)	(7)
J	Information and Communication	7,494	773,581	357,439	452,829
J581	Publishing of books, periodicals and other publishing activities	136	126,720	-	127,674
J582	Software publishing	-	-	-	-
J591	Motion picture, video and television programme activities	3,571	11,137	355,121	14,225
J592	Sound recording and music publishing activities	-	-	-	-
J601	Radio broadcasting	396	-	-	133
J602	Television programming and broadcasting activities	-	-	-	-
J611	Wired telecommunications activities	-	19,675	-	-
J612	Wireless telecommunications activities	-	-	-	-
J613	Satellite telecommunications activities	1,532	46,124	2,318	36
J619	Other telecommunications activities	224	42,334	-	-
J620	Computer programming, consultancy and related activities	1,632	527,591	-	160,366
J631	Data processing, hosting and related activities; web portals	2	-	-	150,394
J639	Other information service activities	-	-	-	-

Continued

TABLE 11 - - *Continued*

2009 PSIC Code	Industry Description	Value of Inventories as of 31 December		
		Total	Materials and Supplies	Fuels, Lubricants, Oils and Greases
		(8)	(9)	(10)
J	Information and Communication	8,792,764	7,430,207	7,228
J581	Publishing of books, periodicals and other publishing activities	1,213,269	1,028,311	255
J582	Software publishing	-	-	-
J591	Motion picture, video and television programme activities	387,963	3,120	560
J592	Sound recording and music publishing activities	122	122	-
J601	Radio broadcasting	6,958	6,870	68
J602	Television programming and broadcasting activities	8,550	8,550	-
J611	Wired telecommunications activities	2,321,422	2,316,610	129
J612	Wireless telecommunications activities	3,180,810	3,180,276	-
J613	Satellite telecommunications activities	567,942	510,655	3,133
J619	Other telecommunications activities	173,322	131,313	425
J620	Computer programming, consultancy and related activities	780,594	243,462	2,656
J631	Data processing, hosting and related activities; web portals	151,179	284	2
J639	Other information service activities	633	633	-

Continued

TABLE 11 - - *Concluded*

2009 PSIC Code	Industry Description	Value of Inventories as of 31 December		
		Goods for Resale	Real Estate for Sale	Other Inventories
		(11)	(12)	(13)
J	Information and Communication	570,596	362,257	422,477
J581	Publishing of books, periodicals and other publishing activities	88,507	-	96,196
J582	Software publishing	-	-	-
J591	Motion picture, video and television programme activities	8,863	360,673	14,746
J592	Sound recording and music publishing activities	-	-	-
J601	Radio broadcasting	-	-	19
J602	Television programming and broadcasting activities	-	-	-
J611	Wired telecommunications activities	4,683	-	-
J612	Wireless telecommunications activities	535	-	-
J613	Satellite telecommunications activities	52,477	1,584	93
J619	Other telecommunications activities	41,416	-	168
J620	Computer programming, consultancy and related activities	374,115	-	160,360
J631	Data processing, hosting and related activities; web portals	-	-	150,894
J639	Other information service activities	-	-	-

TABLE 12 Number of Reporting Establishments and Nationality with Highest Capital Participation Rate as of 31 December for All Information and Communication Establishments by Industry Group: Philippines, 2017

(An establishment with equal capital participation rate may be reported several times)

2009 PSIC Code	Industry Description	Number of Establishments	Nationality with Highest Capital Participation Rate			
			Filipino	American	Australian	British
		(1)	(2)	(3)	(4)	(5)
J	Information and Communication	2,739	2,483	76	14	17
J581	Publishing of books, periodicals and other publishing activities	219	213	1	1	-
J582	Software publishing	5	1	4	-	-
J591	Motion picture, video and television programme activities	170	164	2	-	-
J592	Sound recording and music publishing activities	18	17	-	-	-
J601	Radio broadcasting	367	367	-	-	-
J602	Television programming and broadcasting activities	84	82	-	-	1
J611	Wired telecommunications activities	50	48	-	-	-
J612	Wireless telecommunications activities	39	36	-	-	-
J613	Satellite telecommunications activities	294	293	-	-	-
J619	Other telecommunications activities	691	681	2	-	-
J620	Computer programming, consultancy and related activities	711	511	56	13	15
J631	Data processing, hosting and related activities; web portals	83	65	11	-	-
J639	Other information service activities	8	5	-	-	1

Continued

TABLE 12 - - Continued

2009 PSIC Code	Industry Description	Nationality with Highest Capital Participation Rate			
		Chinese	German	Japanese	Korean
		(6)	(7)	(8)	(9)
J	Information and Communication	17	2	43	3
J581	Publishing of books, periodicals and other publishing activities	-	-	-	-
J582	Software publishing	-	-	-	-
J591	Motion picture, video and television programme activities	1	-	2	-
J592	Sound recording and music publishing activities	-	-	-	1
J601	Radio broadcasting	1	-	-	-
J602	Television programming and broadcasting activities	1	-	-	-
J611	Wired telecommunications activities	-	-	-	1
J612	Wireless telecommunications activities	1	-	-	-
J613	Satellite telecommunications activities	1	-	-	-
J619	Other telecommunications activities	2	-	2	-
J620	Computer programming, consultancy and related activities	8	1	39	1
J631	Data processing, hosting and related activities; web portals	2	1	-	-
J639	Other information service activities	-	-	-	-

Continued

TABLE 12 - - Concluded

2009 PSIC Code	Industry Description	Nationality with Highest Capital Participation Rate			
		Malaysian	Singaporean	Taiwanese	Other Nationalities
		(10)	(11)	(12)	(13)
J	Information and Communication	5	27	3	66
J581	Publishing of books, periodicals and other publishing activities	-	1	-	3
J582	Software publishing	-	-	-	-
J591	Motion picture, video and television programme activities	-	-	-	2
J592	Sound recording and music publishing activities	-	-	-	-
J601	Radio broadcasting	-	-	-	-
J602	Television programming and broadcasting activities	-	-	-	1
J611	Wired telecommunications activities	1	-	-	-
J612	Wireless telecommunications activities	-	1	-	1
J613	Satellite telecommunications activities	-	2	-	-
J619	Other telecommunications activities	-	2	-	3
J620	Computer programming, consultancy and related activities	4	21	2	49
J631	Data processing, hosting and related activities; web portals	-	-	1	5
J639	Other information service activities	-	-	-	2

TABLE 13 Number of Reporting Establishments with E-Commerce Transactions for All Information and Communication Establishments by Industry Group: Philippines, 2017

2009 PSIC Code	Industry Description	Number of Establishments	Number of Establishments without E-Commerce Transactions	Number of Establishments with E-Commerce Transactions	
				Total	1-9%
		(1)	(2)	(3)	(4)
J	Information and Communication	2,739	2,699	40	20
J581	Publishing of books, periodicals and other publishing activities	219	201	18	10
J582	Software publishing	5	5	-	-
J591	Motion picture, video and television programme activities	170	165	5	2
J592	Sound recording and music publishing activities	18	18	-	-
J601	Radio broadcasting	367	366	1	1
J602	Television programming and broadcasting activities	84	84	-	-
J611	Wired telecommunications activities	50	49	1	1
J612	Wireless telecommunications activities	39	37	2	1
J613	Satellite telecommunications activities	294	294	-	-
J619	Other telecommunications activities	691	690	1	1
J620	Computer programming, consultancy and related activities	711	701	10	3
J631	Data processing, hosting and related activities; web portals	83	81	2	1
J639	Other information service activities	8	8	-	-

Continued

TABLE 13 - - *Concluded*

2009 PSIC Code	Industry Description	Number of Establishments with E-Commerce Transactions				
		10-19%	20-29%	30-39%	40-49%	50% and over
		(5)	(6)	(7)	(8)	(9)
J	Information and Communication	12	4	3	-	1
J581	Publishing of books, periodicals and other publishing activities	4	3	1	-	-
J582	Software publishing	-	-	-	-	-
J591	Motion picture, video and television programme activities	3	-	-	-	-
J592	Sound recording and music publishing activities	-	-	-	-	-
J601	Radio broadcasting	-	-	-	-	-
J602	Television programming and broadcasting activities	-	-	-	-	-
J611	Wired telecommunications activities	-	-	-	-	-
J612	Wireless telecommunications activities	-	-	1	-	-
J613	Satellite telecommunications activities	-	-	-	-	-
J619	Other telecommunications activities	-	-	-	-	-
J620	Computer programming, consultancy and related activities	4	1	1	-	1
J631	Data processing, hosting and related activities; web portals	1	-	-	-	-
J639	Other information service activities	-	-	-	-	-

Statistical Tables

for

**Establishments with Total Employment
of 20 and Over**

National and Regional Tables

**TABLE 1a Summary Statistics for Information and Communication Establishments with Total Employment of 20 and Over
by Region and Industry Group: Philippines, 2017**

*(Values are in thousand pesos, except for number of establishments and employment.
Details may not add-up to total due to rounding and/or statistical disclosure control.)*

2009 PSIC Code	Region/ Industry Description	Number of Establishments	Employment as of 15 November		Total Income
			Total	Paid Employees	
		(1)	(2)	(3)	(4)
PHILIPPINES		910	135,506	135,355	595,520,614
J581	Publishing of books, periodicals and other publishing activities	85	9,688	9,683	16,956,232
J582	Software publishing	5	1,989	1,989	7,421,414
J591	Motion picture, video and television programme activities	61	3,563	3,541	10,586,802
J592	Sound recording and music publishing activities	6	315	315	549,772
J601	Radio broadcasting	77	2,549	2,509	2,991,470
J602	Television programming and broadcasting activities	30	8,290	8,285	49,568,454
J611	Wired telecommunications activities	30	9,958	9,957	104,680,525
J612	Wireless telecommunicatio ns activities	25	15,398	15,396	233,993,474
J613	Satellite telecommunications activities	87	5,317	5,311	18,992,760
J619	Other telecommunications activities	39	3,327	3,326	8,078,404
J620	Computer programming, consultancy and related activities	405	57,792	57,723	124,232,407
J631	Data processing, hosting and related activities; web portals	56	17,024	17,024	15,705,100
J639	Other information service activities	4	296	296	1,763,800
National Capital Region		608	111,666	111,609	559,465,676
J581	Publishing of books, periodicals and other publishing activities	68	7,785	7,782	15,874,522
J582	Software publishing	4	1,381	1,381	6,871,343
J591	Motion picture, video and television programme activities	38	2,852	2,830	7,088,829
J592	Sound recording and music publishing activities	6	315	315	549,772
J601	Radio broadcasting	21	1,109	1,109	1,939,124
J602	Television programming and broadcasting activities	14	7,711	7,706	46,576,767
J611	Wired telecommunications activities	16	8,973	8,973	103,090,677
J612	Wireless telecommunicatio ns activities	20	14,516	14,516	228,817,944
J613	Satellite telecommunications activities	18	2,101	2,101	15,342,978
J619	Other telecommunications activities	30	2,749	2,749	7,760,581
J620	Computer programming, consultancy and related activities	331	51,341	51,314	110,648,299
J631	Data processing, hosting and related activities; web portals	39	10,589	10,589	13,420,906
J639	Other information service activities	3	244	244	1,483,934

Continued

TABLE 1a - - Continued

2009 PSIC Code	Region/ Industry Description	Number of Establishments	Employment as of 15 November		Total Income
			Total	Paid Employees	
		(1)	(2)	(3)	(4)
	Cordillera Administrative Region	12	441	440	465,574
J581	Publishing of books, periodicals and other publishing activities	s	s	s	s
J591	Motion picture, video and television programme activities	s	s	s	s
J601	Radio broadcasting	5	130	129	24,341
J602	Television programming and broadcasting activities	s	s	s	s
J613	Satellite telecommunications activities	s	s	s	s
J619	Other telecommunications activities	s	s	s	s
J620	Computer programming, consultancy and related activities	s	s	s	s
	I - Ilocos Region	13	783	774	7,496,205
J591	Motion picture, video and television programme activities	s	s	s	s
J601	Radio broadcasting	s	s	s	s
J602	Television programming and broadcasting activities	s	s	s	s
J613	Satellite telecommunications activities	3	126	126	51,535
J619	Other telecommunications activities	s	s	s	s
J620	Computer programming, consultancy and related activities	3	452	452	6,670,474
J639	Other information service activities	s	s	s	s
	II - Cagayan Valley	8	243	243	743,619
J601	Radio broadcasting	s	s	s	s
J612	Wireless telecommunications activities	s	s	s	s
J613	Satellite telecommunications activities	4	141	141	83,196
	III - Central Luzon	32	2,988	2,983	5,467,016
J581	Publishing of books, periodicals and other publishing activities	s	s	s	s
J591	Motion picture, video and television programme activities	4	135	135	518,606
J601	Radio broadcasting	s	s	s	s
J602	Television programming and broadcasting activities	s	s	s	s
J611	Wired telecommunications activities	s	s	s	s
J612	Wireless telecommunications activities	s	s	s	s

Continued

TABLE 1a - - Continued

2009 PSIC Code	Region/ Industry Description	Number of Establishments	Employment as of 15 November		Total Income
			Total	Paid Employees	
		(1)	(2)	(3)	(4)
J613	Satellite telecommunications activities	8	364	361	632,126
J619	Other telecommunications activities	s	s	s	s
J620	Computer programming, consultancy and related activities	8	390	390	609,172
J631	Data processing, hosting and related activities; web portals	4	1,188	1,188	365,785
IVA - CALABARZON		37	2,692	2,689	2,865,300
J581	Publishing of books, periodicals and other publishing activities	s	s	s	s
J591	Motion picture, video and television programme activities	7	167	167	619,146
J611	Wired telecommunications activities	4	408	408	632,816
J613	Satellite telecommunications activities	16	625	623	755,730
J619	Other telecommunications activities	s	s	s	s
J620	Computer programming, consultancy and related activities	5	223	223	229,020
J631	Data processing, hosting and related activities; web portals	s	s	s	s
MIMAROPA Region		4	182	182	80,654
J591	Motion picture, video and television programme activities	s	s	s	s
J611	Wired telecommunications activities	s	s	s	s
J613	Satellite telecommunications activities	s	s	s	s
J619	Other telecommunications activities	s	s	s	s
V - Bicol Region		9	688	688	326,376
J591	Motion picture, video and television programme activities	s	s	s	s
J601	Radio broadcasting	3	80	80	19,997
J611	Wired telecommunications activities	s	s	s	s
J613	Satellite telecommunications activities	s	s	s	s
J631	Data processing, hosting and related activities; web portals	s	s	s	s
VI - Western Visayas		32	1,917	1,905	1,621,366
J581	Publishing of books, periodicals and other publishing activities	4	159	159	58,424
J591	Motion picture, video and television programme activities	s	s	s	s

Continued

TABLE 1a - - Continued

2009 PSIC Code	Region/ Industry Description	Number of Establishments	Employment as of 15 November		Total Income
			Total	Paid Employees	
		(1)	(2)	(3)	(4)
J601	Radio broadcasting	9	251	240	155,307
J602	Television programming and broadcasting activities	s	s	s	s
J611	Wired telecommunications activities	s	s	s	s
J613	Satellite telecommunications activities	9	563	563	398,808
J620	Computer programming, consultancy and related activities	4	140	140	48,350
J631	Data processing, hosting and related activities; web portals	s	s	s	s
VII - Central Visayas		80	10,176	10,133	11,307,882
J581	Publishing of books, periodicals and other publishing activities	6	1,497	1,496	862,881
J582	Software publishing	s	s	s	s
J591	Motion picture, video and television programme activities	s	s	s	s
J601	Radio broadcasting	10	284	284	108,716
J602	Television programming and broadcasting activities	3	120	120	672,451
J612	Wireless telecommunications activities	s	s	s	s
J613	Satellite telecommunications activities	6	558	558	890,904
J619	Other telecommunications activities	3	384	384	224,010
J620	Computer programming, consultancy and related activities	42	4,603	4,561	5,449,396
J631	Data processing, hosting and related activities; web portals	6	1,966	1,966	761,599
VIII - Eastern Visayas		6	1,210	1,210	382,942
J591	Motion picture, video and television programme activities	s	s	s	s
J601	Radio broadcasting	s	s	s	s
J613	Satellite telecommunications activities	s	s	s	s
J631	Data processing, hosting and related activities; web portals	s	s	s	s
IX - Zamboanga Peninsula		3	169	168	89,016
J602	Television programming and broadcasting activities	s	s	s	s
J611	Wired telecommunications activities	s	s	s	s
J613	Satellite telecommunications activities	s	s	s	s

Continued

TABLE 1a - - Continued

2009 PSIC Code	Region/ Industry Description	Number of Establishments	Employment as of 15 November		Total Income
			Total	Paid Employees	
		(1)	(2)	(3)	(4)
X - Northern Mindanao		15	655	636	1,280,532
J581	Publishing of books, periodicals and other publishing activities	s	s	s	s
J601	Radio broadcasting	5	113	94	81,363
J602	Television programming and broadcasting activities	s	s	s	s
J611	Wired telecommunications activities	s	s	s	s
J613	Satellite telecommunications activities	s	s	s	s
J619	Other telecommunications activities	s	s	s	s
J620	Computer programming, consultancy and related activities	3	211	211	345,667
XI - Davao Region		30	1,052	1,051	3,421,712
J581	Publishing of books, periodicals and other publishing activities	s	s	s	s
J591	Motion picture, video and television programme activities	3	100	100	1,647,982
J601	Radio broadcasting	8	219	219	317,427
J602	Television programming and broadcasting activities	3	106	106	772,284
J612	Wireless telecommunicatio ns activities	s	s	s	s
J613	Satellite telecommunications activities	6	158	158	350,567
J620	Computer programming, consultancy and related activities	6	274	274	196,208
J631	Data processing, hosting and related activities; web portals	s	s	s	s
XII - SOCCSKSARGEN		13	402	402	404,357
J601	Radio broadcasting	6	130	130	267,096
J602	Television programming and broadcasting activities	s	s	s	s
J611	Wired telecommunications activities	s	s	s	s
J613	Satellite telecommunications activities	4	108	108	56,693
J620	Computer programming, consultancy and related activities	s	s	s	s
XIII - Caraga		8	242	242	102,386
J601	Radio broadcasting	s	s	s	s
J602	Television programming and broadcasting activities	s	s	s	s
J611	Wired telecommunications activities	s	s	s	s
J613	Satellite telecommunications activities	4	136	136	75,652

Continued

TABLE 1a - - Continued

2009 PSIC Code	Region/ Industry Description	Expense			Value Added
		Total	Compensation	Other Expense	
		(5)	(6)	(7)	
	PHILIPPINES	478,122,213	95,606,764	382,515,449	256,960,718
J581	Publishing of books, periodicals and other publishing activities	14,509,461	3,692,777	10,816,684	7,073,631
J582	Software publishing	6,734,067	2,168,990	4,565,077	3,010,345
J591	Motion picture, video and television programme activities	7,203,070	1,431,628	5,771,441	6,334,737
J592	Sound recording and music publishing activities	400,637	152,802	247,836	271,627
J601	Radio broadcasting	2,591,333	743,644	1,847,689	1,335,649
J602	Television programming and broadcasting activities	43,494,008	13,544,347	29,949,661	27,125,329
J611	Wired telecommunications activities	72,072,654	14,755,934	57,316,720	52,429,774
J612	Wireless telecommunicatio ns activities	191,922,024	11,267,042	180,654,982	76,350,694
J613	Satellite telecommunications activities	17,379,332	2,564,189	14,815,143	7,204,538
J619	Other telecommunications activities	6,983,190	1,770,346	5,212,845	3,159,978
J620	Computer programming, consultancy and related activities	104,261,074	38,347,044	65,914,030	62,106,156
J631	Data processing, hosting and related activities; web portals	9,129,656	4,830,741	4,298,915	9,793,627
J639	Other information service activities	1,441,706	337,280	1,104,427	764,631
	National Capital Region	452,091,139	87,180,215	364,910,924	234,898,245
J581	Publishing of books, periodicals and other publishing activities	13,471,765	3,004,622	10,467,143	6,315,719
J582	Software publishing	6,222,338	1,779,351	4,442,988	2,561,546
J591	Motion picture, video and television programme activities	4,960,907	1,278,144	3,682,763	4,354,650
J592	Sound recording and music publishing activities	400,637	152,802	247,836	271,627
J601	Radio broadcasting	1,721,844	430,054	1,291,790	768,671
J602	Television programming and broadcasting activities	40,942,837	12,589,919	28,352,917	25,349,703
J611	Wired telecommunications activities	70,979,430	14,413,305	56,566,125	51,476,193
J612	Wireless telecommunicatio ns activities	188,589,545	10,720,166	177,869,380	73,469,008
J613	Satellite telecommunications activities	14,547,293	1,912,444	12,634,849	5,310,935
J619	Other telecommunications activities	6,681,933	1,601,880	5,080,053	2,964,388
J620	Computer programming, consultancy and related activities	95,311,532	35,489,221	59,822,312	53,305,977
J631	Data processing, hosting and related activities; web portals	7,022,666	3,524,050	3,498,616	8,195,424
J639	Other information service activities	1,238,412	284,260	954,151	554,404

Continued

TABLE 1a - - Continued

2009 PSIC Code	Region/ Industry Description	Expense			Value Added
		Total	Compensation	Other Expense	
		(5)	(6)	(7)	
	Cordillera Administrative Region	338,683	149,035	189,648	337,049
J581	Publishing of books, periodicals and other publishing activities	s	s	s	s
J591	Motion picture, video and television programme activities	s	s	s	s
J601	Radio broadcasting	23,878	11,548	12,330	14,675
J602	Television programming and broadcasting activities	s	s	s	s
J613	Satellite telecommunications activities	s	s	s	s
J619	Other telecommunications activities	s	s	s	s
J620	Computer programming, consultancy and related activities	s	s	s	s
	I - Ilocos Region	4,320,618	660,261	3,660,357	5,500,284
J591	Motion picture, video and television programme activities	s	s	s	s
J601	Radio broadcasting	s	s	s	s
J602	Television programming and broadcasting activities	s	s	s	s
J613	Satellite telecommunications activities	42,393	9,663	32,730	22,137
J619	Other telecommunications activities	s	s	s	s
J620	Computer programming, consultancy and related activities	3,683,864	467,869	3,215,996	4,990,018
J639	Other information service activities	s	s	s	s
	II - Cagayan Valley	565,260	42,116	523,144	267,107
J601	Radio broadcasting	s	s	s	s
J612	Wireless telecommunications activities	s	s	s	s
J613	Satellite telecommunications activities	64,239	17,651	46,587	42,901
	III - Central Luzon	3,211,926	916,930	2,294,996	3,931,393
J581	Publishing of books, periodicals and other publishing activities	s	s	s	s
J591	Motion picture, video and television programme activities	307,803	31,015	276,788	353,401
J601	Radio broadcasting	s	s	s	s
J602	Television programming and broadcasting activities	s	s	s	s
J611	Wired telecommunications activities	s	s	s	s
J612	Wireless telecommunications activities	s	s	s	s

Continued

TABLE 1a - - Continued

2009 PSIC Code	Region/ Industry Description	Expense			Value Added
		Total	Compensation	Other Expense	
		(5)	(6)	(7)	(8)
J613	Satellite telecommunications activities	560,384	168,395	391,989	352,965
J619	Other telecommunications activities	s	s	s	s
J620	Computer programming, consultancy and related activities	465,308	130,950	334,357	359,438
J631	Data processing, hosting and related activities; web portals	330,870	232,657	98,214	272,804
IVA - CALABARZON		2,320,612	629,836	1,690,776	1,483,460
J581	Publishing of books, periodicals and other publishing activities	s	s	s	s
J591	Motion picture, video and television programme activities	307,816	37,507	270,309	470,499
J611	Wired telecommunications activities	546,025	204,512	341,513	317,652
J613	Satellite telecommunications activities	664,104	118,424	545,680	319,512
J619	Other telecommunications activities	s	s	s	s
J620	Computer programming, consultancy and related activities	177,374	52,341	125,033	110,349
J631	Data processing, hosting and related activities; web portals	s	s	s	s
MIMAROPA Region		54,863	11,819	43,043	53,754
J591	Motion picture, video and television programme activities	s	s	s	s
J611	Wired telecommunications activities	s	s	s	s
J613	Satellite telecommunications activities	s	s	s	s
J619	Other telecommunications activities	s	s	s	s
V - Bicol Region		301,382	133,442	167,940	182,297
J591	Motion picture, video and television programme activities	s	s	s	s
J601	Radio broadcasting	17,969	4,552	13,417	8,433
J611	Wired telecommunications activities	s	s	s	s
J613	Satellite telecommunications activities	s	s	s	s
J631	Data processing, hosting and related activities; web portals	s	s	s	s
VI - Western Visayas		1,203,482	495,825	707,657	1,081,349
J581	Publishing of books, periodicals and other publishing activities	48,644	14,613	34,031	25,430
J591	Motion picture, video and television programme activities	s	s	s	s
J601	Radio broadcasting	116,934	50,901	66,033	94,473

Continued

TABLE 1a - - Continued

2009 PSIC Code	Region/ Industry Description	Expense			Value Added
		Total	Compensation	Other Expense	
		(5)	(6)	(7)	(8)
J602	Television programming and broadcasting activities	s	s	s	s
J611	Wired telecommunications activities	s	s	s	s
J613	Satellite telecommunications activities	241,438	83,279	158,159	256,715
J620	Computer programming, consultancy and related activities	47,099	26,281	20,818	31,145
J631	Data processing, hosting and related activities; web portals	s	s	s	s
VII - Central Visayas		9,245,399	4,351,509	4,893,890	6,332,956
J581	Publishing of books, periodicals and other publishing activities	861,467	628,430	233,037	646,548
J582	Software publishing	s	s	s	s
J591	Motion picture, video and television programme activities	s	s	s	s
J601	Radio broadcasting	96,444	36,841	59,604	54,919
J602	Television programming and broadcasting activities	554,857	213,900	340,958	404,411
J612	Wireless telecommunications activities	s	s	s	s
J613	Satellite telecommunications activities	539,483	125,515	413,967	514,750
J619	Other telecommunications activities	229,336	150,905	78,431	152,877
J620	Computer programming, consultancy and related activities	4,216,412	2,055,025	2,161,386	2,949,093
J631	Data processing, hosting and related activities; web portals	699,413	514,291	185,122	606,954
VIII - Eastern Visayas		285,119	167,860	117,259	297,742
J591	Motion picture, video and television programme activities	s	s	s	s
J601	Radio broadcasting	s	s	s	s
J613	Satellite telecommunications activities	s	s	s	s
J631	Data processing, hosting and related activities; web portals	s	s	s	s
IX - Zamboanga Peninsula		87,448	30,347	57,101	40,283
J602	Television programming and broadcasting activities	s	s	s	s
J611	Wired telecommunications activities	s	s	s	s
J613	Satellite telecommunications activities	s	s	s	s

Continued

TABLE 1a - - Continued

2009 PSIC Code	Region/ Industry Description	Expense			Value Added
		Total	Compensation	Other Expense	
		(5)	(6)	(7)	
XI - Davao Region		2,769,014	435,521	2,333,493	1,541,069
J581	Publishing of books, periodicals and other publishing activities	s	s	s	s
J591	Motion picture, video and television programme activities	1,296,024	36,509	1,259,515	597,841
J601	Radio broadcasting	249,593	81,483	168,110	163,224
J602	Television programming and broadcasting activities	698,057	223,746	474,310	419,163
J612	Wireless telecommunicatio ns activities	s	s	s	s
J613	Satellite telecommunications activities	318,009	40,702	277,307	170,754
J620	Computer programming, consultancy and related activities	75,286	32,527	42,759	158,487
J631	Data processing, hosting and related activities; web portals	s	s	s	s
XII - SOCCSKSARGEN		364,045	133,303	230,742	219,741
J601	Radio broadcasting	230,668	95,394	135,274	164,443
J602	Television programming and broadcasting activities	s	s	s	s
J611	Wired telecommunications activities	s	s	s	s
J613	Satellite telecommunications activities	55,203	7,589	47,614	14,476
J620	Computer programming, consultancy and related activities	s	s	s	s
XIII - Caraga		103,709	18,058	85,652	26,142
J601	Radio broadcasting	s	s	s	s
J602	Television programming and broadcasting activities	s	s	s	s
J611	Wired telecommunications activities	s	s	s	s
J613	Satellite telecommunications activities	74,893	11,254	63,638	19,077

Continued

TABLE 1a - - Continued

2009 PSIC Code	Region/ Industry Description	Gross Additions to Tangible Fixed Assets	Change in Inventories	Subsidies	Sales from E-commerce
		(9)	(10)	(11)	(12)
PHILIPPINES		50,268,916	(790,216)	137,975	566,077
J581	Publishing of books, periodicals and other publishing activities	168,333	42,346	-	98,869
J582	Software publishing	14,403	-	-	-
J591	Motion picture, video and television programme activities	109,439	2,031	-	66,335
J592	Sound recording and music publishing activities	905	-	-	-
J601	Radio broadcasting	66,173	(68)	-	-
J602	Television programming and broadcasting activities	2,387,888	(153,403)	137,975	-
J611	Wired telecommunications activities	11,423,766	(214,361)	-	1,536
J612	Wireless telecommunicatio ns activities	31,364,976	(169,928)	-	4,339
J613	Satellite telecommunications activities	3,214,685	(109,758)	-	-
J619	Other telecommunications activities	105,249	(30,122)	-	38
J620	Computer programming, consultancy and related activities	1,052,562	(157,283)	-	393,906
J631	Data processing, hosting and related activities; web portals	341,956	19	-	1,053
J639	Other information service activities	18,579	311	-	-
National Capital Region		49,118,400	(737,949)	137,975	541,555
J581	Publishing of books, periodicals and other publishing activities	156,483	45,389	-	98,869
J582	Software publishing	14,403	-	-	-
J591	Motion picture, video and television programme activities	90,708	(3,563)	-	66,335
J592	Sound recording and music publishing activities	905	-	-	-
J601	Radio broadcasting	38,963	104	-	-
J602	Television programming and broadcasting activities	2,213,325	(149,306)	137,975	-
J611	Wired telecommunications activities	11,326,185	(201,338)	-	-
J612	Wireless telecommunicatio ns activities	31,270,306	(169,897)	-	4,339
J613	Satellite telecommunications activities	2,857,203	(80,557)	-	-
J619	Other telecommunications activities	19,518	(29,551)	-	-
J620	Computer programming, consultancy and related activities	929,430	(149,234)	-	372,011
J631	Data processing, hosting and related activities; web portals	194,806	6	-	-
J639	Other information service activities	6,165	-	-	-

Continued

TABLE 1a - - Continued

2009 PSIC Code	Region/ Industry Description	Gross Additions to Tangible Fixed Assets	Change in Inventories	Subsidies	Sales from E-commerce
		(9)	(10)	(11)	(12)
	Cordillera Administrative Region	19,410	396	-	-
J581	Publishing of books, periodicals and other publishing activities	s	s	s	s
J591	Motion picture, video and television programme activities	s	s	s	s
J601	Radio broadcasting	854	(1)	-	-
J602	Television programming and broadcasting activities	s	s	s	s
J613	Satellite telecommunications activities	s	s	s	s
J619	Other telecommunications activities	s	s	s	s
J620	Computer programming, consultancy and related activities	s	s	s	s
	I - Ilocos Region	33,173	253	-	-
J591	Motion picture, video and television programme activities	s	s	s	s
J601	Radio broadcasting	s	s	s	s
J602	Television programming and broadcasting activities	s	s	s	s
J613	Satellite telecommunications activities	550	(58)	-	-
J619	Other telecommunications activities	s	s	s	s
J620	Computer programming, consultancy and related activities	-	0	-	-
J639	Other information service activities	s	s	s	s
	II - Cagayan Valley	96,442	(228)	-	-
J601	Radio broadcasting	s	s	s	s
J612	Wireless telecommunications activities	s	s	s	s
J613	Satellite telecommunications activities	1,772	(228)	-	-
	III - Central Luzon	22,223	(9,461)	-	-
J581	Publishing of books, periodicals and other publishing activities	s	s	s	s
J591	Motion picture, video and television programme activities	-	43	-	-
J601	Radio broadcasting	s	s	s	s
J602	Television programming and broadcasting activities	s	s	s	s
J611	Wired telecommunications activities	s	s	s	s
J612	Wireless telecommunications activities	s	s	s	s

Continued

TABLE 1a - - Continued

2009 PSIC Code	Region/ Industry Description	Gross Additions to Tangible Fixed Assets	Change in Inventories	Subsidies	Sales from E-commerce
		(9)	(10)	(11)	(12)
J613	Satellite telecommunications activities	12,587	(1,853)	-	-
J619	Other telecommunications activities	s	s	s	s
J620	Computer programming, consultancy and related activities	5,387	(7,251)	-	-
J631	Data processing, hosting and related activities; web portals	4,215	-	-	-
	IVA - CALABARZON	241,347	8,541	-	-
J581	Publishing of books, periodicals and other publishing activities	s	s	s	s
J591	Motion picture, video and television programme activities	-	-	-	-
J611	Wired telecommunications activities	-	3,937	-	-
J613	Satellite telecommunications activities	111,552	3,731	-	-
J619	Other telecommunications activities	s	s	s	s
J620	Computer programming, consultancy and related activities	-	183	-	-
J631	Data processing, hosting and related activities; web portals	s	s	s	s
	MIMAROPA Region	168,261	(196)	-	-
J591	Motion picture, video and television programme activities	s	s	s	s
J611	Wired telecommunications activities	s	s	s	s
J613	Satellite telecommunications activities	s	s	s	s
J619	Other telecommunications activities	s	s	s	s
	V - Bicol Region	1,446	(2,090)	-	1,053
J591	Motion picture, video and television programme activities	s	s	s	s
J601	Radio broadcasting	-	-	-	-
J611	Wired telecommunications activities	s	s	s	s
J613	Satellite telecommunications activities	s	s	s	s
J631	Data processing, hosting and related activities; web portals	s	s	s	s
	VI - Western Visayas	44,984	85	-	1,536
J581	Publishing of books, periodicals and other publishing activities	1,180	101	-	-
J591	Motion picture, video and television programme activities	s	s	s	s
J601	Radio broadcasting	-	3	-	-

Continued

TABLE 1a - - Continued

2009 PSIC Code	Region/ Industry Description	Gross Additions to Tangible Fixed Assets	Change in Inventories	Subsidies	Sales from E-commerce
		(9)	(10)	(11)	(12)
J602	Television programming and broadcasting activities	s	s	s	s
J611	Wired telecommunications activities	s	s	s	s
J613	Satellite telecommunications activities	1,733	(19)	-	-
J620	Computer programming, consultancy and related activities	52	-	-	-
J631	Data processing, hosting and related activities; web portals	s	s	s	s
VII - Central Visayas		258,797	(10,714)	-	21,933
J581	Publishing of books, periodicals and other publishing activities	1,527	(3,483)	-	-
J582	Software publishing	s	s	s	s
J591	Motion picture, video and television programme activities	s	s	s	s
J601	Radio broadcasting	28	(1,201)	-	-
J602	Television programming and broadcasting activities	35,986	-	-	-
J612	Wireless telecommunications activities	s	s	s	s
J613	Satellite telecommunications activities	132,762	(4,424)	-	-
J619	Other telecommunications activities	1,539	(642)	-	38
J620	Computer programming, consultancy and related activities	86,595	(980)	-	21,895
J631	Data processing, hosting and related activities; web portals	358	18	-	-
VIII - Eastern Visayas		14,709	-	-	-
J591	Motion picture, video and television programme activities	s	s	s	s
J601	Radio broadcasting	s	s	s	s
J613	Satellite telecommunications activities	s	s	s	s
J631	Data processing, hosting and related activities; web portals	s	s	s	s
IX - Zamboanga Peninsula		278	-	-	-
J602	Television programming and broadcasting activities	s	s	s	s
J611	Wired telecommunications activities	s	s	s	s
J613	Satellite telecommunications activities	s	s	s	s

Continued

TABLE 1a - - Concluded

2009 PSIC Code	Region/ Industry Description	Gross Additions to Tangible Fixed Assets	Change in Inventories	Subsidies	Sales from E-commerce
		(9)	(10)	(11)	(12)
	X - Northern Mindanao	93,017	(13,100)	-	-
J581	Publishing of books, periodicals and other publishing activities	s	s	s	s
J601	Radio broadcasting	6,689	944	-	-
J602	Television programming and broadcasting activities	s	s	s	s
J611	Wired telecommunications activities	s	s	s	s
J613	Satellite telecommunications activities	s	s	s	s
J619	Other telecommunications activities	s	s	s	s
J620	Computer programming, consultancy and related activities	31,036	-	-	-
	XI - Davao Region	116,859	(23,605)	-	-
J581	Publishing of books, periodicals and other publishing activities	s	s	s	s
J591	Motion picture, video and television programme activities	18,732	5,551	-	-
J601	Radio broadcasting	4,114	-	-	-
J602	Television programming and broadcasting activities	45,471	(4,097)	-	-
J612	Wireless telecommunications activities	s	s	s	s
J613	Satellite telecommunications activities	44,707	(25,321)	-	-
J620	Computer programming, consultancy and related activities	63	-	-	-
J631	Data processing, hosting and related activities; web portals	s	s	s	s
	XII - SOCCSKSARGEN	30,487	(1,955)	-	-
J601	Radio broadcasting	15,525	-	-	-
J602	Television programming and broadcasting activities	s	s	s	s
J611	Wired telecommunications activities	s	s	s	s
J613	Satellite telecommunications activities	10,682	(1,955)	-	-
J620	Computer programming, consultancy and related activities	s	s	s	s
	XIII - Caraga	9,083	(194)	-	-
J601	Radio broadcasting	s	s	s	s
J602	Television programming and broadcasting activities	s	s	s	s
J611	Wired telecommunications activities	s	s	s	s
J613	Satellite telecommunications activities	4,262	(69)	-	-

TABLE 2a Number of Establishments and Employment by Type and Sex for Information and Communication Establishments with Total Employment of 20 and Over by Region and Industry Group: Philippines, 2017

(Details may not add up to total due to rounding and/or statistical disclosure control)

2009 PSIC Code	Region/ Industry Description	Number of Establishments	Employment as of 15 November	
			Total	
			Male	Female
		(1)	(2)	(3)
PHILIPPINES		910	76,569	58,937
J581	Publishing of books, periodicals and other publishing activities	85	5,187	4,501
J582	Software publishing	5	1,083	906
J591	Motion picture, video and television programme activities	61	1,918	1,645
J592	Sound recording and music publishing activities	6	145	170
J601	Radio broadcasting	77	1,629	920
J602	Television programming and broadcasting activities	30	4,746	3,544
J611	Wired telecommunications activities	30	6,476	3,482
J612	Wireless telecommunicatio ns activities	25	8,537	6,861
J613	Satellite telecommunications activities	87	3,410	1,907
J619	Other telecommunications activities	39	2,184	1,143
J620	Computer programming, consultancy and related activities	405	33,154	24,638
J631	Data processing, hosting and related activities; web portals	56	7,935	9,089
J639	Other information service activities	4	165	131
National Capital Region		608	63,157	48,509
J581	Publishing of books, periodicals and other publishing activities	68	4,208	3,577
J582	Software publishing	4	762	619
J591	Motion picture, video and television programme activities	38	1,563	1,289
J592	Sound recording and music publishing activities	6	145	170
J601	Radio broadcasting	21	682	427
J602	Television programming and broadcasting activities	14	4,432	3,279
J611	Wired telecommunications activities	16	5,825	3,148
J612	Wireless telecommunicatio ns activities	20	7,940	6,576
J613	Satellite telecommunications activities	18	1,142	959
J619	Other telecommunications activities	30	1,844	905
J620	Computer programming, consultancy and related activities	331	29,551	21,790
J631	Data processing, hosting and related activities; web portals	39	4,924	5,665
J639	Other information service activities	3	139	105

Continued

TABLE 2a - - Continued

2009 PSIC Code	Region/ Industry Description	Number of Establishments	Employment as of 15 November	
			Total	
			Male	Female
		(1)	(2)	(3)
	Cordillera Administrative Region	12	270	171
J581	Publishing of books, periodicals and other publishing activities	s	s	s
J591	Motion picture, video and television programme activities	s	s	s
J601	Radio broadcasting	5	85	45
J602	Television programming and broadcasting activities	s	s	s
J613	Satellite telecommunications activities	s	s	s
J619	Other telecommunications activities	s	s	s
J620	Computer programming, consultancy and related activities	s	s	s
	I - Ilocos Region	13	466	317
J591	Motion picture, video and television programme activities	s	s	s
J601	Radio broadcasting	s	s	s
J602	Television programming and broadcasting activities	s	s	s
J613	Satellite telecommunications activities	3	76	50
J619	Other telecommunications activities	s	s	s
J620	Computer programming, consultancy and related activities	3	277	175
J639	Other information service activities	s	s	s
	II - Cagayan Valley	8	131	112
J601	Radio broadcasting	s	s	s
J612	Wireless telecommunications activities	s	s	s
J613	Satellite telecommunications activities	4	72	69
	III - Central Luzon	32	1,884	1,104
J581	Publishing of books, periodicals and other publishing activities	s	s	s
J591	Motion picture, video and television programme activities	4	72	63
J601	Radio broadcasting	s	s	s
J602	Television programming and broadcasting activities	s	s	s
J611	Wired telecommunications activities	s	s	s
J612	Wireless telecommunications activities	s	s	s

Continued

TABLE 2a - - Continued

2009 PSIC Code	Region/ Industry Description	Number of Establishments	Employment as of 15 November	
			Total	
			Male	Female
		(1)	(2)	(3)
J613	Satellite telecommunications activities	8	238	126
J619	Other telecommunications activities	s	s	s
J620	Computer programming, consultancy and related activities	8	244	146
J631	Data processing, hosting and related activities; web portals	4	719	469
IVA - CALABARZON		37	1,731	961
J581	Publishing of books, periodicals and other publishing activities	s	s	s
J591	Motion picture, video and television programme activities	7	85	82
J611	Wired telecommunications activities	4	312	96
J613	Satellite telecommunications activities	16	458	167
J619	Other telecommunications activities	s	s	s
J620	Computer programming, consultancy and related activities	5	139	84
J631	Data processing, hosting and related activities; web portals	s	s	s
MIMAROPA Region		4	121	61
J591	Motion picture, video and television programme activities	s	s	s
J611	Wired telecommunications activities	s	s	s
J613	Satellite telecommunications activities	s	s	s
J619	Other telecommunications activities	s	s	s
V - Bicol Region		9	353	335
J591	Motion picture, video and television programme activities	s	s	s
J601	Radio broadcasting	3	56	24
J611	Wired telecommunications activities	s	s	s
J613	Satellite telecommunications activities	s	s	s
J631	Data processing, hosting and related activities; web portals	s	s	s
VI - Western Visayas		32	1,032	885
J581	Publishing of books, periodicals and other publishing activities	4	98	61
J591	Motion picture, video and television programme activities	s	s	s
J601	Radio broadcasting	9	173	78

Continued

TABLE 2a - - Continued

2009 PSIC Code	Region/ Industry Description	Number of Establishments	Employment as of 15 November	
			Total	
			Male	Female
		(1)	(2)	(3)
J602	Television programming and broadcasting activities	s	s	s
J611	Wired telecommunications activities	s	s	s
J613	Satellite telecommunications activities	9	367	196
J620	Computer programming, consultancy and related activities	4	86	54
J631	Data processing, hosting and related activities; web portals	s	s	s
VII - Central Visayas		80	5,388	4,788
J581	Publishing of books, periodicals and other publishing activities	6	744	753
J582	Software publishing	s	s	s
J591	Motion picture, video and television programme activities	s	s	s
J601	Radio broadcasting	10	189	95
J602	Television programming and broadcasting activities	3	54	66
J612	Wireless telecommunications activities	s	s	s
J613	Satellite telecommunications activities	6	449	109
J619	Other telecommunications activities	3	224	160
J620	Computer programming, consultancy and related activities	42	2,491	2,112
J631	Data processing, hosting and related activities; web portals	6	829	1,137
VIII - Eastern Visayas		6	506	704
J591	Motion picture, video and television programme activities	s	s	s
J601	Radio broadcasting	s	s	s
J613	Satellite telecommunications activities	s	s	s
J631	Data processing, hosting and related activities; web portals	s	s	s
IX - Zamboanga Peninsula		3	96	73
J602	Television programming and broadcasting activities	s	s	s
J611	Wired telecommunications activities	s	s	s
J613	Satellite telecommunications activities	s	s	s

Continued

TABLE 2a - - Continued

2009 PSIC Code	Region/ Industry Description	Number of Establishments	Employment as of 15 November	
			Total	
			Male	Female
		(1)	(2)	(3)
X - Northern Mindanao		15	404	251
J581	Publishing of books, periodicals and other publishing activities	s	s	s
J601	Radio broadcasting	5	81	32
J602	Television programming and broadcasting activities	s	s	s
J611	Wired telecommunications activities	s	s	s
J613	Satellite telecommunications activities	s	s	s
J619	Other telecommunications activities	s	s	s
J620	Computer programming, consultancy and related activities	3	119	92
XI - Davao Region		30	604	448
J581	Publishing of books, periodicals and other publishing activities	s	s	s
J591	Motion picture, video and television programme activities	3	46	54
J601	Radio broadcasting	8	126	93
J602	Television programming and broadcasting activities	3	58	48
J612	Wireless telecommunicatio ns activities	s	s	s
J613	Satellite telecommunications activities	6	105	53
J620	Computer programming, consultancy and related activities	6	161	113
J631	Data processing, hosting and related activities; web portals	s	s	s
XII - SOCCSKSARGEN		13	253	149
J601	Radio broadcasting	6	76	54
J602	Television programming and broadcasting activities	s	s	s
J611	Wired telecommunications activities	s	s	s
J613	Satellite telecommunications activities	4	81	27
J620	Computer programming, consultancy and related activities	s	s	s
XIII - Caraga		8	173	69
J601	Radio broadcasting	s	s	s
J602	Television programming and broadcasting activities	s	s	s
J611	Wired telecommunications activities	s	s	s
J613	Satellite telecommunications activities	4	99	37

Continued

TABLE 2a - - Continued

2009 PSIC Code	Region/ Industry Description	Employment as of 15 November			
		Paid		Unpaid	
		Male	Female	Male	Female
		(4)	(5)	(6)	(7)
	PHILIPPINES	76,466	58,889	103	48
J581	Publishing of books, periodicals and other publishing activities	5,184	4,499	3	2
J582	Software publishing	1,083	906	-	-
J591	Motion picture, video and television programme activities	1,903	1,638	15	7
J592	Sound recording and music publishing activities	145	170	-	-
J601	Radio broadcasting	1,603	906	26	14
J602	Television programming and broadcasting activities	4,741	3,544	5	-
J611	Wired telecommunications activities	6,476	3,481	-	1
J612	Wireless telecommunications activities	8,536	6,860	1	1
J613	Satellite telecommunications activities	3,407	1,904	3	3
J619	Other telecommunications activities	2,184	1,142	-	1
J620	Computer programming, consultancy and related activities	33,104	24,619	50	19
J631	Data processing, hosting and related activities; web portals	7,935	9,089	-	-
J639	Other information service activities	165	131	-	-
	National Capital Region	63,118	48,491	39	18
J581	Publishing of books, periodicals and other publishing activities	4,206	3,576	2	1
J582	Software publishing	762	619	-	-
J591	Motion picture, video and television programme activities	1,548	1,282	15	7
J592	Sound recording and music publishing activities	145	170	-	-
J601	Radio broadcasting	682	427	-	-
J602	Television programming and broadcasting activities	4,427	3,279	5	-
J611	Wired telecommunications activities	5,825	3,148	-	-
J612	Wireless telecommunications activities	7,940	6,576	-	-
J613	Satellite telecommunications activities	1,142	959	-	-
J619	Other telecommunications activities	1,844	905	-	-
J620	Computer programming, consultancy and related activities	29,534	21,780	17	10
J631	Data processing, hosting and related activities; web portals	4,924	5,665	-	-
J639	Other information service activities	139	105	-	-

Continued

TABLE 2a - - Continued

2009 PSIC Code	Region/ Industry Description	Employment as of 15 November			
		Paid		Unpaid	
		Male	Female	Male	Female
		(4)	(5)	(6)	(7)
	Cordillera Administrative Region	269	171	1	-
J581	Publishing of books, periodicals and other publishing activities	s	s	s	s
J591	Motion picture, video and television programme activities	s	s	s	s
J601	Radio broadcasting	84	45	1	-
J602	Television programming and broadcasting activities	s	s	s	s
J613	Satellite telecommunications activities	s	s	s	s
J619	Other telecommunications activities	s	s	s	s
J620	Computer programming, consultancy and related activities	s	s	s	s
	I - Ilocos Region	460	314	6	3
J591	Motion picture, video and television programme activities	s	s	s	s
J601	Radio broadcasting	s	s	s	s
J602	Television programming and broadcasting activities	s	s	s	s
J613	Satellite telecommunications activities	76	50	-	-
J619	Other telecommunications activities	s	s	s	s
J620	Computer programming, consultancy and related activities	277	175	-	-
J639	Other information service activities	s	s	s	s
	II - Cagayan Valley	131	112	-	-
J601	Radio broadcasting	s	s	s	s
J612	Wireless telecommunications activities	s	s	s	s
J613	Satellite telecommunications activities	72	69	-	-
	III - Central Luzon	1,882	1,101	2	3
J581	Publishing of books, periodicals and other publishing activities	s	s	s	s
J591	Motion picture, video and television programme activities	72	63	-	-
J601	Radio broadcasting	s	s	s	s
J602	Television programming and broadcasting activities	s	s	s	s
J611	Wired telecommunications activities	s	s	s	s
J612	Wireless telecommunications activities	s	s	s	s

Continued

TABLE 2a - - Continued

2009 PSIC Code	Region/ Industry Description	Employment as of 15 November			
		Paid		Unpaid	
		Male	Female	Male	Female
		(4)	(5)	(6)	(7)
J613	Satellite telecommunications activities	237	124	1	2
J619	Other telecommunications activities	s	s	s	s
J620	Computer programming, consultancy and related activities	244	146	-	-
J631	Data processing, hosting and related activities; web portals	719	469	-	-
	IVA - CALABARZON	1,730	959	1	2
J581	Publishing of books, periodicals and other publishing activities	s	s	s	s
J591	Motion picture, video and television programme activities	85	82	-	-
J611	Wired telecommunications activities	312	96	-	-
J613	Satellite telecommunications activities	457	166	1	1
J619	Other telecommunications activities	s	s	s	s
J620	Computer programming, consultancy and related activities	139	84	-	-
J631	Data processing, hosting and related activities; web portals	s	s	s	s
	MIMAROPA Region	121	61	-	-
J591	Motion picture, video and television programme activities	s	s	s	s
J611	Wired telecommunications activities	s	s	s	s
J613	Satellite telecommunications activities	s	s	s	s
J619	Other telecommunications activities	s	s	s	s
	V - Bicol Region	353	335	-	-
J591	Motion picture, video and television programme activities	s	s	s	s
J601	Radio broadcasting	56	24	-	-
J611	Wired telecommunications activities	s	s	s	s
J613	Satellite telecommunications activities	s	s	s	s
J631	Data processing, hosting and related activities; web portals	s	s	s	s
	VI - Western Visayas	1,027	878	5	7
J581	Publishing of books, periodicals and other publishing activities	98	61	-	-
J591	Motion picture, video and television programme activities	s	s	s	s
J601	Radio broadcasting	168	72	5	6

Continued

TABLE 2a - - Continued

2009 PSIC Code	Region/ Industry Description	Employment as of 15 November			
		Paid		Unpaid	
		Male	Female	Male	Female
		(4)	(5)	(6)	(7)
J602	Television programming and broadcasting activities	s	s	s	s
J611	Wired telecommunications activities	s	s	s	s
J613	Satellite telecommunications activities	367	196	-	-
J620	Computer programming, consultancy and related activities	86	54	-	-
J631	Data processing, hosting and related activities; web portals	s	s	s	s
	VII - Central Visayas	5,354	4,779	34	9
J581	Publishing of books, periodicals and other publishing activities	743	753	1	-
J582	Software publishing	s	s	s	s
J591	Motion picture, video and television programme activities	s	s	s	s
J601	Radio broadcasting	189	95	-	-
J602	Television programming and broadcasting activities	54	66	-	-
J612	Wireless telecommunications activities	s	s	s	s
J613	Satellite telecommunications activities	449	109	-	-
J619	Other telecommunications activities	224	160	-	-
J620	Computer programming, consultancy and related activities	2,458	2,103	33	9
J631	Data processing, hosting and related activities; web portals	829	1,137	-	-
	VIII - Eastern Visayas	506	704	-	-
J591	Motion picture, video and television programme activities	s	s	s	s
J601	Radio broadcasting	s	s	s	s
J613	Satellite telecommunications activities	s	s	s	s
J631	Data processing, hosting and related activities; web portals	s	s	s	s
	IX - Zamboanga Peninsula	95	73	1	-
J602	Television programming and broadcasting activities	s	s	s	s
J611	Wired telecommunications activities	s	s	s	s
J613	Satellite telecommunications activities	s	s	s	s

Continued

TABLE 2a - - Concluded

2009 PSIC Code	Region/ Industry Description	Employment as of 15 November			
		Paid		Unpaid	
		Male	Female	Male	Female
		(4)	(5)	(6)	(7)
	X - Northern Mindanao	390	246	14	5
J581	Publishing of books, periodicals and other publishing activities	s	s	s	s
J601	Radio broadcasting	67	27	14	5
J602	Television programming and broadcasting activities	s	s	s	s
J611	Wired telecommunications activities	s	s	s	s
J613	Satellite telecommunications activities	s	s	s	s
J619	Other telecommunications activities	s	s	s	s
J620	Computer programming, consultancy and related activities	119	92	-	-
	XI - Davao Region	604	447	-	1
J581	Publishing of books, periodicals and other publishing activities	s	s	s	s
J591	Motion picture, video and television programme activities	46	54	-	-
J601	Radio broadcasting	126	93	-	-
J602	Television programming and broadcasting activities	58	48	-	-
J612	Wireless telecommunications activities	s	s	s	s
J613	Satellite telecommunications activities	105	53	-	-
J620	Computer programming, consultancy and related activities	161	113	-	-
J631	Data processing, hosting and related activities; web portals	s	s	s	s
	XII - SOCCSKSARGEN	253	149	-	-
J601	Radio broadcasting	76	54	-	-
J602	Television programming and broadcasting activities	s	s	s	s
J611	Wired telecommunications activities	s	s	s	s
J613	Satellite telecommunications activities	81	27	-	-
J620	Computer programming, consultancy and related activities	s	s	s	s
	XIII - Caraga	173	69	-	-
J601	Radio broadcasting	s	s	s	s
J602	Television programming and broadcasting activities	s	s	s	s
J611	Wired telecommunications activities	s	s	s	s
J613	Satellite telecommunications activities	99	37	-	-

TABLE 2a.1 Number of Establishments and Research and Development (R&D) Personnel by Sex for Information and Communication Establishments with Total Employment of 20 and Over by Region and Industry Group: Philippines, 2017

(Details may not add up to total due to rounding and/or statistical disclosure control)

2009 PSIC Code	Region/ Industry Description	Number of Establishments	R & D Personnel as of 15 November		
			Total	Male	Female
		(1)	(2)	(3)	(4)
PHILIPPINES		910	188	134	54
J581	Publishing of books, periodicals and other publishing activities	85	-	-	-
J582	Software publishing	5	-	-	-
J591	Motion picture, video and television programme activities	61	5	3	2
J592	Sound recording and music publishing activities	6	-	-	-
J601	Radio broadcasting	77	4	2	2
J602	Television programming and broadcasting activities	30	-	-	-
J611	Wired telecommunications activities	30	2	1	1
J612	Wireless telecommunicatio ns activities	25	-	-	-
J613	Satellite telecommunications activities	87	2	2	-
J619	Other telecommunications activities	39	8	7	1
J620	Computer programming, consultancy and related activities	405	156	115	41
J631	Data processing, hosting and related activities; web portals	56	11	4	7
J639	Other information service activities	4	-	-	-
National Capital Region		608	126	86	40
J581	Publishing of books, periodicals and other publishing activities	68	-	-	-
J582	Software publishing	4	-	-	-
J591	Motion picture, video and television programme activities	38	5	3	2
J592	Sound recording and music publishing activities	6	-	-	-
J601	Radio broadcasting	21	-	-	-
J602	Television programming and broadcasting activities	14	-	-	-
J611	Wired telecommunications activities	16	-	-	-
J612	Wireless telecommunicatio ns activities	20	-	-	-
J613	Satellite telecommunications activities	18	-	-	-
J619	Other telecommunications activities	30	8	7	1
J620	Computer programming, consultancy and related activities	331	102	72	30
J631	Data processing, hosting and related activities; web portals	39	11	4	7
J639	Other information service activities	3	-	-	-

Continued

TABLE 2a.1 - - *Continued*

2009 PSIC Code	Region/ Industry Description	Number of Establishments	R & D Personnel as of 15 November		
			Total	Male	Female
		(1)	(2)	(3)	(4)
	Cordillera Administrative Region	12	-	-	-
J581	Publishing of books, periodicals and other publishing activities	s	s	s	s
J591	Motion picture, video and television programme activities	s	s	s	s
J601	Radio broadcasting	5	-	-	-
J602	Television programming and broadcasting activities	s	s	s	s
J613	Satellite telecommunications activities	s	s	s	s
J619	Other telecommunications activities	s	s	s	s
J620	Computer programming, consultancy and related activities	s	s	s	s
	I - Ilocos Region	13	-	-	-
J591	Motion picture, video and television programme activities	s	s	s	s
J601	Radio broadcasting	s	s	s	s
J602	Television programming and broadcasting activities	s	s	s	s
J613	Satellite telecommunications activities	3	-	-	-
J619	Other telecommunications activities	s	s	s	s
J620	Computer programming, consultancy and related activities	3	-	-	-
J639	Other information service activities	s	s	s	s
	II - Cagayan Valley	8	4	2	2
J601	Radio broadcasting	s	s	s	s
J612	Wireless telecommunications activities	s	s	s	s
J613	Satellite telecommunications activities	4	-	-	-
	III - Central Luzon	32	5	3	2
J581	Publishing of books, periodicals and other publishing activities	s	s	s	s
J591	Motion picture, video and television programme activities	4	-	-	-
J601	Radio broadcasting	s	s	s	s
J602	Television programming and broadcasting activities	s	s	s	s
J611	Wired telecommunications activities	s	s	s	s
J612	Wireless telecommunications activities	s	s	s	s

Continued

TABLE 2a.1 - - Continued

2009 PSIC Code	Region/ Industry Description	Number of Establishments	R & D Personnel as of 15 November		
			Total	Male	Female
		(1)	(2)	(3)	(4)
J613	Satellite telecommunications activities	8	-	-	-
J619	Other telecommunications activities	s	s	s	s
J620	Computer programming, consultancy and related activities	8	5	3	2
J631	Data processing, hosting and related activities; web portals	4	-	-	-
IVA - CALABARZON		37	15	12	3
J581	Publishing of books, periodicals and other publishing activities	s	s	s	s
J591	Motion picture, video and television programme activities	7	-	-	-
J611	Wired telecommunications activities	4	2	1	1
J613	Satellite telecommunications activities	16	-	-	-
J619	Other telecommunications activities	s	s	s	s
J620	Computer programming, consultancy and related activities	5	13	11	2
J631	Data processing, hosting and related activities; web portals	s	s	s	s
MIMAROPA Region		4	-	-	-
J591	Motion picture, video and television programme activities	s	s	s	s
J611	Wired telecommunications activities	s	s	s	s
J613	Satellite telecommunications activities	s	s	s	s
J619	Other telecommunications activities	s	s	s	s
V - Bicol Region		9	-	-	-
J591	Motion picture, video and television programme activities	s	s	s	s
J601	Radio broadcasting	3	-	-	-
J611	Wired telecommunications activities	s	s	s	s
J613	Satellite telecommunications activities	s	s	s	s
J631	Data processing, hosting and related activities; web portals	s	s	s	s
VI - Western Visayas		32	2	2	-
J581	Publishing of books, periodicals and other publishing activities	4	-	-	-
J591	Motion picture, video and television programme activities	s	s	s	s
J601	Radio broadcasting	9	-	-	-

Continued

TABLE 2a.1 - - *Continued*

2009 PSIC Code	Region/ Industry Description	Number of Establishments	R & D Personnel as of 15 November		
			Total	Male	Female
		(1)	(2)	(3)	(4)
J602	Television programming and broadcasting activities	s	s	s	s
J611	Wired telecommunications activities	s	s	s	s
J613	Satellite telecommunications activities	9	2	2	-
J620	Computer programming, consultancy and related activities	4	-	-	-
J631	Data processing, hosting and related activities; web portals	s	s	s	s
VII - Central Visayas		80	36	29	7
J581	Publishing of books, periodicals and other publishing activities	6	-	-	-
J582	Software publishing	s	s	s	s
J591	Motion picture, video and television programme activities	s	s	s	s
J601	Radio broadcasting	10	-	-	-
J602	Television programming and broadcasting activities	3	-	-	-
J612	Wireless telecommunications activities	s	s	s	s
J613	Satellite telecommunications activities	6	-	-	-
J619	Other telecommunications activities	3	-	-	-
J620	Computer programming, consultancy and related activities	42	36	29	7
J631	Data processing, hosting and related activities; web portals	6	-	-	-
VIII - Eastern Visayas		6	-	-	-
J591	Motion picture, video and television programme activities	s	s	s	s
J601	Radio broadcasting	s	s	s	s
J613	Satellite telecommunications activities	s	s	s	s
J631	Data processing, hosting and related activities; web portals	s	s	s	s
IX - Zamboanga Peninsula		3	-	-	-
J602	Television programming and broadcasting activities	s	s	s	s
J611	Wired telecommunications activities	s	s	s	s
J613	Satellite telecommunications activities	s	s	s	s

Continued

TABLE 2a.1 - - *Concluded*

2009 PSIC Code	Region/ Industry Description	Number of Establishments	R & D Personnel as of 15 November		
			Total	Male	Female
		(1)	(2)	(3)	(4)
X - Northern Mindanao		15	-	-	-
J581	Publishing of books, periodicals and other publishing activities	s	s	s	s
J601	Radio broadcasting	5	-	-	-
J602	Television programming and broadcasting activities	s	s	s	s
J611	Wired telecommunications activities	s	s	s	s
J613	Satellite telecommunications activities	s	s	s	s
J619	Other telecommunications activities	s	s	s	s
J620	Computer programming, consultancy and related activities	3	-	-	-
XI - Davao Region		30	-	-	-
J581	Publishing of books, periodicals and other publishing activities	s	s	s	s
J591	Motion picture, video and television programme activities	3	-	-	-
J601	Radio broadcasting	8	-	-	-
J602	Television programming and broadcasting activities	3	-	-	-
J612	Wireless telecommunications activities	s	s	s	s
J613	Satellite telecommunications activities	6	-	-	-
J620	Computer programming, consultancy and related activities	6	-	-	-
J631	Data processing, hosting and related activities; web portals	s	s	s	s
XII - SOCCSKSARGEN		13	-	-	-
J601	Radio broadcasting	6	-	-	-
J602	Television programming and broadcasting activities	s	s	s	s
J611	Wired telecommunications activities	s	s	s	s
J613	Satellite telecommunications activities	4	-	-	-
J620	Computer programming, consultancy and related activities	s	s	s	s
XIII - Caraga		8	-	-	-
J601	Radio broadcasting	s	s	s	s
J602	Television programming and broadcasting activities	s	s	s	s
J611	Wired telecommunications activities	s	s	s	s
J613	Satellite telecommunications activities	4	-	-	-

TABLE 3a Number of Establishments and Compensation by Type for Information and Communication Establishments with Total Employment of 20 and Over by Region and Industry Group: Philippines, 2017

*(Values are in thousand pesos, except for number of establishments.
Details may not add-up to total due to rounding and/or statistical disclosure control.)*

2009 PSIC Code	Region/ Industry Description	Number of Establishments	Compensation			
			Total	Gross Salaries and Wages	Separation, Retirement/ Terminal Pay, Gratuities, etc.	Total Employers' Contribution to SSS/GSIS, ECC, etc.
		(1)	(2)	(3)	(4)	(5)
PHILIPPINES		910	95,606,764	85,615,951	5,511,152	4,532,560
J581	Publishing of books, periodicals and other publishing activities	85	3,692,777	3,282,550	213,723	196,504
J582	Software publishing	5	2,168,990	1,993,592	61,907	113,492
J591	Motion picture, video and television programme activities	61	1,431,628	1,315,795	25,292	90,541
J592	Sound recording and music publishing activities	6	152,802	141,750	5,430	5,622
J601	Radio broadcasting	77	743,644	635,929	44,886	62,829
J602	Television programming and broadcasting activities	30	13,544,347	12,490,004	136,323	918,021
J611	Wired telecommunications activities	30	14,755,934	11,560,359	3,017,750	177,825
J612	Wireless telecommunications activities	25	11,267,042	10,457,077	253,539	556,427
J613	Satellite telecommunications activities	87	2,564,189	2,210,616	217,089	136,484
J619	Other telecommunications activities	39	1,770,346	1,634,312	80,987	55,046
J620	Computer programming, consultancy and related activities	405	38,347,044	35,274,892	1,134,650	1,937,503
J631	Data processing, hosting and related activities; web portals	56	4,830,741	4,321,084	307,083	255,473
J639	Other information service activities	4	337,280	297,991	12,494	26,794
National Capital Region		608	87,180,215	77,906,352	5,241,349	4,085,413
J581	Publishing of books, periodicals and other publishing activities	68	3,004,622	2,656,670	179,970	167,981
J582	Software publishing	4	1,779,351	1,631,227	34,632	113,492
J591	Motion picture, video and television programme activities	38	1,278,144	1,178,342	18,814	80,987
J592	Sound recording and music publishing activities	6	152,802	141,750	5,430	5,622
J601	Radio broadcasting	21	430,054	370,776	34,107	25,171
J602	Television programming and broadcasting activities	14	12,589,919	11,605,094	132,059	852,766
J611	Wired telecommunications activities	16	14,413,305	11,246,541	2,999,588	167,176
J612	Wireless telecommunications activities	20	10,720,166	9,951,364	237,488	531,314
J613	Satellite telecommunications activities	18	1,912,444	1,616,811	195,535	100,097
J619	Other telecommunications activities	30	1,601,880	1,476,065	80,260	45,554
J620	Computer programming, consultancy and related activities	331	35,489,221	32,651,589	1,032,907	1,804,725
J631	Data processing, hosting and related activities; web portals	39	3,524,050	3,132,432	279,770	164,746
J639	Other information service activities	3	284,260	247,690	10,788	25,782

Continued

TABLE 3a - - Continued

2009 PSIC Code	Region/ Industry Description	Number of Establishments	Compensation			
			Total	Gross Salaries and Wages	Separation, Retirement/ Terminal Pay, Gratuities, etc.	Total Employers' Contribution to SSS/GSIS, ECC, etc.
		(1)	(2)	(3)	(4)	(5)
	Cordillera Administrative Region	12	149,035	138,805	2,082	8,147
J581	Publishing of books, periodicals and other publishing activities	s	s	s	s	s
J591	Motion picture, video and television programme activities	s	s	s	s	s
J601	Radio broadcasting	5	11,548	10,249	515	784
J602	Television programming and broadcasting activities	s	s	s	s	s
J613	Satellite telecommunications activities	s	s	s	s	s
J619	Other telecommunications activities	s	s	s	s	s
J620	Computer programming, consultancy and related activities	s	s	s	s	s
	I - Ilocos Region	13	660,261	548,524	83,618	28,119
J591	Motion picture, video and television programme activities	s	s	s	s	s
J601	Radio broadcasting	s	s	s	s	s
J602	Television programming and broadcasting activities	s	s	s	s	s
J613	Satellite telecommunications activities	3	9,663	9,012	-	651
J619	Other telecommunications activities	s	s	s	s	s
J620	Computer programming, consultancy and related activities	3	467,869	370,418	80,613	16,838
J639	Other information service activities	s	s	s	s	s
	II - Cagayan Valley	8	42,116	38,869	696	2,551
J601	Radio broadcasting	s	s	s	s	s
J612	Wireless telecommunications activities	s	s	s	s	s
J613	Satellite telecommunications activities	4	17,651	15,767	182	1,703
	III - Central Luzon	32	916,930	839,729	25,287	51,913
J581	Publishing of books, periodicals and other publishing activities	s	s	s	s	s
J591	Motion picture, video and television programme activities	4	31,015	27,775	1,363	1,877
J601	Radio broadcasting	s	s	s	s	s
J602	Television programming and broadcasting activities	s	s	s	s	s
J611	Wired telecommunications activities	s	s	s	s	s

Continued

TABLE 3a - - Continued

2009 PSIC Code	Region/ Industry Description	Number of Establishments	Compensation			
			Total	Gross Salaries and Wages	Separation, Retirement/ Terminal Pay, Gratuities, etc.	Total Employers' Contribution to SSS/GSIS, ECC, etc.
		(1)	(2)	(3)	(4)	(5)
J612	Wireless telecommunications activities	s	s	s	s	s
J613	Satellite telecommunications activities	8	168,395	156,603	5,445	6,347
J619	Other telecommunications activities	s	s	s	s	s
J620	Computer programming, consultancy and related activities	8	130,950	120,519	2,373	8,058
J631	Data processing, hosting and related activities; web portals	4	232,657	216,668	-	15,988
IVA - CALABARZON		37	629,836	585,677	11,299	32,859
J581	Publishing of books, periodicals and other publishing activities	s	s	s	s	s
J591	Motion picture, video and television programme activities	7	37,507	32,824	2,010	2,673
J611	Wired telecommunications activities	4	204,512	199,279	1,919	3,314
J613	Satellite telecommunications activities	16	118,424	106,284	4,080	8,059
J619	Other telecommunications activities	s	s	s	s	s
J620	Computer programming, consultancy and related activities	5	52,341	47,667	-	4,674
J631	Data processing, hosting and related activities; web portals	s	s	s	s	s
MIMAROPA Region		4	11,819	10,775	-	1,045
J591	Motion picture, video and television programme activities	s	s	s	s	s
J611	Wired telecommunications activities	s	s	s	s	s
J613	Satellite telecommunications activities	s	s	s	s	s
J619	Other telecommunications activities	s	s	s	s	s
V - Bicol Region		9	133,442	122,705	1,387	9,350
J591	Motion picture, video and television programme activities	s	s	s	s	s
J601	Radio broadcasting	3	4,552	4,338	-	214
J611	Wired telecommunications activities	s	s	s	s	s
J613	Satellite telecommunications activities	s	s	s	s	s
J631	Data processing, hosting and related activities; web portals	s	s	s	s	s

Continued

TABLE 3a - - Continued

2009 PSIC Code	Region/ Industry Description	Number of Establishments	Compensation			
			Total	Gross Salaries and Wages	Separation, Retirement/ Terminal Pay, Gratuities, etc.	Total Employers' Contribution to SSS/GSIS, ECC, etc.
		(1)	(2)	(3)	(4)	(5)
VI - Western Visayas		32	495,825	438,521	12,549	44,756
J581	Publishing of books, periodicals and other publishing activities	4	14,613	13,497	-	1,116
J591	Motion picture, video and television programme activities	s	s	s	s	s
J601	Radio broadcasting	9	50,901	34,517	3,664	12,720
J602	Television programming and broadcasting activities	s	s	s	s	s
J611	Wired telecommunications activities	s	s	s	s	s
J613	Satellite telecommunications activities	9	83,279	77,453	-	5,825
J620	Computer programming, consultancy and related activities	4	26,281	24,966	75	1,240
J631	Data processing, hosting and related activities; web portals	s	s	s	s	s
VII - Central Visayas		80	4,351,509	4,066,038	88,034	197,437
J581	Publishing of books, periodicals and other publishing activities	6	628,430	571,311	31,830	25,289
J582	Software publishing	s	s	s	s	s
J591	Motion picture, video and television programme activities	s	s	s	s	s
J601	Radio broadcasting	10	36,841	29,558	2,081	5,202
J602	Television programming and broadcasting activities	3	213,900	197,064	2,002	14,834
J612	Wireless telecommunications activities	s	s	s	s	s
J613	Satellite telecommunications activities	6	125,515	118,166	1,265	6,085
J619	Other telecommunications activities	3	150,905	141,954	727	8,224
J620	Computer programming, consultancy and related activities	42	2,055,025	1,941,500	16,978	96,548
J631	Data processing, hosting and related activities; web portals	6	514,291	476,072	4,974	33,244
VIII - Eastern Visayas		6	167,860	143,419	11,326	13,115
J591	Motion picture, video and television programme activities	s	s	s	s	s
J601	Radio broadcasting	s	s	s	s	s
J613	Satellite telecommunications activities	s	s	s	s	s
J631	Data processing, hosting and related activities; web portals	s	s	s	s	s

Continued

TABLE 3a - - Continued

2009 PSIC Code	Region/ Industry Description	Number of Establishments	Compensation			
			Total	Gross Salaries and Wages	Separation, Retirement/ Terminal Pay, Gratuities, etc.	Total Employers' Contribution to SSS/GSIS, ECC, etc.
		(1)	(2)	(3)	(4)	(5)
	IX - Zamboanga Peninsula	3	30,347	28,629	-	1,719
J602	Television programming and broadcasting activities	s	s	s	s	s
J611	Wired telecommunications activities	s	s	s	s	s
J613	Satellite telecommunications activities	s	s	s	s	s
	X - Northern Mindanao	15	250,688	222,880	12,875	14,933
J581	Publishing of books, periodicals and other publishing activities	s	s	s	s	s
J601	Radio broadcasting	5	13,875	10,095	494	3,286
J602	Television programming and broadcasting activities	s	s	s	s	s
J611	Wired telecommunications activities	s	s	s	s	s
J613	Satellite telecommunications activities	s	s	s	s	s
J619	Other telecommunications activities	s	s	s	s	s
J620	Computer programming, consultancy and related activities	3	60,783	58,841	-	1,943
	XI - Davao Region	30	435,521	387,487	17,203	30,831
J581	Publishing of books, periodicals and other publishing activities	s	s	s	s	s
J591	Motion picture, video and television programme activities	3	36,509	33,731	1,053	1,726
J601	Radio broadcasting	8	81,483	70,957	2,277	8,249
J602	Television programming and broadcasting activities	3	223,746	207,637	1,051	15,058
J612	Wireless telecommunications activities	s	s	s	s	s
J613	Satellite telecommunications activities	6	40,702	27,658	10,582	2,461
J620	Computer programming, consultancy and related activities	6	32,527	30,266	318	1,943
J631	Data processing, hosting and related activities; web portals	s	s	s	s	s
	XII - SOCCSKSARGEN	13	133,303	121,039	3,447	8,816
J601	Radio broadcasting	6	95,394	88,063	1,125	6,206
J602	Television programming and broadcasting activities	s	s	s	s	s
J611	Wired telecommunications activities	s	s	s	s	s

Continued

TABLE 3a -- Concluded

2009 PSIC Code	Region/ Industry Description	Number of Establishments	Compensation			
			Total	Gross Salaries and Wages	Separation, Retirement/ Terminal Pay, Gratuities, etc.	Total Employers' Contribution to SSS/GSIS, ECC, etc.
		(1)	(2)	(3)	(4)	(5)
J613	Satellite telecommunications activities	4	7,589	7,187	-	402
J620	Computer programming, consultancy and related activities	s	s	s	s	s
	XIII - Caraga	8	18,058	16,502	-	1,556
J601	Radio broadcasting	s	s	s	s	s
J602	Television programming and broadcasting activities	s	s	s	s	s
J611	Wired telecommunications activities	s	s	s	s	s
J613	Satellite telecommunications activities	4	11,254	10,389	-	865

TABLE 4a Number of Establishments and Income by Type for Information and Communication Establishments with Total Employment of 20 and Over by Region and Industry Group: Philippines, 2017

*(Values are in thousand pesos, except for number of establishments.
Details may not add-up to total due to rounding and/or statistical disclosure control.)*

2009 PSIC Code	Region/ Industry Description	Number of Establishments	Income		
			Total	Income from Service Rendered	Real Estate Sales
			(1)	(2)	(3)
	PHILIPPINES	910	595,520,614	505,809,396	587,696
J581	Publishing of books, periodicals and other publishing activities	85	16,956,232	16,117,566	-
J582	Software publishing	5	7,421,414	7,108,919	-
J591	Motion picture, video and television programme activities	61	10,586,802	9,109,370	586,391
J592	Sound recording and music publishing activities	6	549,772	449,759	-
J601	Radio broadcasting	77	2,991,470	2,741,682	-
J602	Television programming and broadcasting activities	30	49,568,454	45,894,195	-
J611	Wired telecommunications activities	30	104,680,525	81,292,681	-
J612	Wireless telecommunications activities	25	233,993,474	194,524,678	-
J613	Satellite telecommunications activities	87	18,992,760	18,188,436	1,304
J619	Other telecommunications activities	39	8,078,404	7,606,018	-
J620	Computer programming, consultancy and related activities	405	124,232,407	110,444,791	-
J631	Data processing, hosting and related activities; web portals	56	15,705,100	10,585,290	-
J639	Other information service activities	4	1,763,800	1,746,011	-
	National Capital Region	608	559,465,676	472,626,926	-
J581	Publishing of books, periodicals and other publishing activities	68	15,874,522	15,051,735	-
J582	Software publishing	4	6,871,343	6,560,600	-
J591	Motion picture, video and television programme activities	38	7,088,829	6,890,420	-
J592	Sound recording and music publishing activities	6	549,772	449,759	-
J601	Radio broadcasting	21	1,939,124	1,728,516	-
J602	Television programming and broadcasting activities	14	46,576,767	43,204,693	-
J611	Wired telecommunications activities	16	103,090,677	79,726,086	-
J612	Wireless telecommunications activities	20	228,817,944	189,634,931	-
J613	Satellite telecommunications activities	18	15,342,978	14,577,674	-
J619	Other telecommunications activities	30	7,760,581	7,296,529	-
J620	Computer programming, consultancy and related activities	331	110,648,299	97,711,554	-
J631	Data processing, hosting and related activities; web portals	39	13,420,906	8,320,486	-
J639	Other information service activities	3	1,483,934	1,473,942	-

Continued

TABLE 4a - - Continued

2009 PSIC Code	Region/ Industry Description	Number of Establishments	Income		
			Total	Income from Service Rendered	Real Estate Sales
			(1)	(2)	(3)
	Cordillera Administrative Region	12	465,574	421,159	-
J581	Publishing of books, periodicals and other publishing activities	s	s	s	s
J591	Motion picture, video and television programme activities	s	s	s	s
J601	Radio broadcasting	5	24,341	23,265	-
J602	Television programming and broadcasting activities	s	s	s	s
J613	Satellite telecommunications activities	s	s	s	s
J619	Other telecommunications activities	s	s	s	s
J620	Computer programming, consultancy and related activities	s	s	s	s
	I - Ilocos Region	13	7,496,205	7,219,959	-
J591	Motion picture, video and television programme activities	s	s	s	s
J601	Radio broadcasting	s	s	s	s
J602	Television programming and broadcasting activities	s	s	s	s
J613	Satellite telecommunications activities	3	51,535	51,530	-
J619	Other telecommunications activities	s	s	s	s
J620	Computer programming, consultancy and related activities	3	6,670,474	6,435,447	-
J639	Other information service activities	s	s	s	s
	II - Cagayan Valley	8	743,619	731,720	1,304
J601	Radio broadcasting	s	s	s	s
J612	Wireless telecommunications activities	s	s	s	s
J613	Satellite telecommunications activities	4	83,196	77,609	1,304
	III - Central Luzon	32	5,467,016	5,430,511	-
J581	Publishing of books, periodicals and other publishing activities	s	s	s	s
J591	Motion picture, video and television programme activities	4	518,606	512,628	-
J601	Radio broadcasting	s	s	s	s
J602	Television programming and broadcasting activities	s	s	s	s
J611	Wired telecommunications activities	s	s	s	s
J612	Wireless telecommunications activities	s	s	s	s

Continued

TABLE 4a - - Continued

2009 PSIC Code	Region/ Industry Description	Number of Establishments	Income		
			Total	Income from Service Rendered	Real Estate Sales
		(1)	(2)	(3)	(4)
J613	Satellite telecommunications activities	8	632,126	631,322	-
J619	Other telecommunications activities	s	s	s	s
J620	Computer programming, consultancy and related activities	8	609,172	608,915	-
J631	Data processing, hosting and related activities; web portals	4	365,785	349,128	-
IVA - CALABARZON		37	2,865,300	2,861,209	-
J581	Publishing of books, periodicals and other publishing activities	s	s	s	s
J591	Motion picture, video and television programme activities	7	619,146	619,002	-
J611	Wired telecommunications activities	4	632,816	631,802	-
J613	Satellite telecommunications activities	16	755,730	753,767	-
J619	Other telecommunications activities	s	s	s	s
J620	Computer programming, consultancy and related activities	5	229,020	228,050	-
J631	Data processing, hosting and related activities; web portals	s	s	s	s
MIMAROPA Region		4	80,654	80,654	-
J591	Motion picture, video and television programme activities	s	s	s	s
J611	Wired telecommunications activities	s	s	s	s
J613	Satellite telecommunications activities	s	s	s	s
J619	Other telecommunications activities	s	s	s	s
V - Bicol Region		9	326,376	319,637	-
J591	Motion picture, video and television programme activities	s	s	s	s
J601	Radio broadcasting	3	19,997	19,947	-
J611	Wired telecommunications activities	s	s	s	s
J613	Satellite telecommunications activities	s	s	s	s
J631	Data processing, hosting and related activities; web portals	s	s	s	s
VI - Western Visayas		32	1,621,366	1,544,576	-
J581	Publishing of books, periodicals and other publishing activities	4	58,424	58,424	-
J591	Motion picture, video and television programme activities	s	s	s	s
J601	Radio broadcasting	9	155,307	152,809	-

Continued

TABLE 4a - - Continued

2009 PSIC Code	Region/ Industry Description	Number of Establishments	Income		
			Total	Income from Service Rendered	Real Estate Sales
		(1)	(2)	(3)	(4)
J602	Television programming and broadcasting activities	s	s	s	s
J611	Wired telecommunications activities	s	s	s	s
J613	Satellite telecommunications activities	9	398,808	398,808	-
J620	Computer programming, consultancy and related activities	4	48,350	48,350	-
J631	Data processing, hosting and related activities; web portals	s	s	s	s
VII - Central Visayas		80	11,307,882	10,346,208	-
J581	Publishing of books, periodicals and other publishing activities	6	862,881	860,858	-
J582	Software publishing	s	s	s	s
J591	Motion picture, video and television programme activities	s	s	s	s
J601	Radio broadcasting	10	108,716	106,809	-
J602	Television programming and broadcasting activities	3	672,451	608,620	-
J612	Wireless telecommunications activities	s	s	s	s
J613	Satellite telecommunications activities	6	890,904	890,901	-
J619	Other telecommunications activities	3	224,010	224,010	-
J620	Computer programming, consultancy and related activities	42	5,449,396	4,835,732	-
J631	Data processing, hosting and related activities; web portals	6	761,599	759,487	-
VIII - Eastern Visayas		6	382,942	382,670	-
J591	Motion picture, video and television programme activities	s	s	s	s
J601	Radio broadcasting	s	s	s	s
J613	Satellite telecommunications activities	s	s	s	s
J631	Data processing, hosting and related activities; web portals	s	s	s	s
IX - Zamboanga Peninsula		3	89,016	89,013	-
J602	Television programming and broadcasting activities	s	s	s	s
J611	Wired telecommunications activities	s	s	s	s
J613	Satellite telecommunications activities	s	s	s	s

Continued

TABLE 4a - - Continued

2009 PSIC Code	Region/ Industry Description	Number of Establishments	Income		
			Total	Income from Service Rendered	Real Estate Sales
		(1)	(2)	(3)	(4)
X - Northern Mindanao		15	1,280,532	1,226,342	-
J581	Publishing of books, periodicals and other publishing activities	s	s	s	s
J601	Radio broadcasting	5	81,363	80,791	-
J602	Television programming and broadcasting activities	s	s	s	s
J611	Wired telecommunications activities	s	s	s	s
J613	Satellite telecommunications activities	s	s	s	s
J619	Other telecommunications activities	s	s	s	s
J620	Computer programming, consultancy and related activities	3	345,667	344,715	-
XI - Davao Region		30	3,421,712	2,085,004	586,391
J581	Publishing of books, periodicals and other publishing activities	s	s	s	s
J591	Motion picture, video and television programme activities	3	1,647,982	381,217	586,391
J601	Radio broadcasting	8	317,427	314,191	-
J602	Television programming and broadcasting activities	3	772,284	705,624	-
J612	Wireless telecommunicatio ns activities	s	s	s	s
J613	Satellite telecommunications activities	6	350,567	350,521	-
J620	Computer programming, consultancy and related activities	6	196,208	196,208	-
J631	Data processing, hosting and related activities; web portals	s	s	s	s
XII - SOCCSKSARGEN		13	404,357	341,473	-
J601	Radio broadcasting	6	267,096	237,367	-
J602	Television programming and broadcasting activities	s	s	s	s
J611	Wired telecommunications activities	s	s	s	s
J613	Satellite telecommunications activities	4	56,693	26,303	-
J620	Computer programming, consultancy and related activities	s	s	s	s
XIII - Caraga		8	102,386	102,335	-
J601	Radio broadcasting	s	s	s	s
J602	Television programming and broadcasting activities	s	s	s	s
J611	Wired telecommunications activities	s	s	s	s
J613	Satellite telecommunications activities	4	75,652	75,651	-

Continued

TABLE 4a - - Continued

2009 PSIC Code	Region/ Industry Description	Income			
		Commissions and Fees Earned	Income from Renting and Leasing Services of Real Estate Properties (For real estate activities)	Income from Non-Industrial Service Done for Others	Sale of Goods
		(5)	(6)	(7)	(8)
	PHILIPPINES	280,394	1,386	9,958,974	4,538,313
J581	Publishing of books, periodicals and other publishing activities	211,456	80	65,729	235,699
J582	Software publishing	-	-	2,769	-
J591	Motion picture, video and television programme activities	165	-	594,583	34,930
J592	Sound recording and music publishing activities	20,039	-	38,661	-
J601	Radio broadcasting	-	84	11,292	-
J602	Television programming and broadcasting activities	-	-	16,888	-
J611	Wired telecommunications activities	-	-	1,238,209	22,113
J612	Wireless telecommunications activities	-	-	317,717	-
J613	Satellite telecommunications activities	33,655	-	65,938	34,465
J619	Other telecommunications activities	-	-	203	313,134
J620	Computer programming, consultancy and related activities	14,960	1,222	7,520,059	3,897,971
J631	Data processing, hosting and related activities; web portals	-	-	77,539	-
J639	Other information service activities	120	-	9,387	-
	National Capital Region	280,256	1,302	9,093,533	4,466,745
J581	Publishing of books, periodicals and other publishing activities	211,456	80	61,741	225,642
J582	Software publishing	-	-	1,549	-
J591	Motion picture, video and television programme activities	147	-	12,589	34,930
J592	Sound recording and music publishing activities	20,039	-	38,661	-
J601	Radio broadcasting	-	-	8,529	-
J602	Television programming and broadcasting activities	-	-	16,598	-
J611	Wired telecommunications activities	-	-	1,238,209	-
J612	Wireless telecommunications activities	-	-	44,245	-
J613	Satellite telecommunications activities	33,655	-	65,223	3,374
J619	Other telecommunications activities	-	-	203	304,828
J620	Computer programming, consultancy and related activities	14,960	1,222	7,519,114	3,897,971
J631	Data processing, hosting and related activities; web portals	-	-	77,484	-
J639	Other information service activities	-	-	9,387	-

Continued

TABLE 4a - - Continued

2009 PSIC Code	Region/ Industry Description	Income			
		Commissions and Fees Earned	Income from Renting and Leasing Services of Real Estate Properties (For real estate activities)	Income from Non-Industrial Service Done for Others	Sale of Goods
		(5)	(6)	(7)	(8)
	Cordillera Administrative Region	-	-	4,672	10,058
J581	Publishing of books, periodicals and other publishing activities	S	S	S	S
J591	Motion picture, video and television programme activities	S	S	S	S
J601	Radio broadcasting	-	-	876	-
J602	Television programming and broadcasting activities	S	S	S	S
J613	Satellite telecommunications activities	S	S	S	S
J619	Other telecommunications activities	S	S	S	S
J620	Computer programming, consultancy and related activities	S	S	S	S
	I - Ilocos Region	120	-	105	-
J591	Motion picture, video and television programme activities	S	S	S	S
J601	Radio broadcasting	S	S	S	S
J602	Television programming and broadcasting activities	S	S	S	S
J613	Satellite telecommunications activities	-	-	-	-
J619	Other telecommunications activities	S	S	S	S
J620	Computer programming, consultancy and related activities	-	-	-	-
J639	Other information service activities	S	S	S	S
	II - Cagayan Valley	-	-	343	1,091
J601	Radio broadcasting	S	S	S	S
J612	Wireless telecommunications activities	S	S	S	S
J613	Satellite telecommunications activities	-	-	343	1,091
	III - Central Luzon	18	-	3,455	9,703
J581	Publishing of books, periodicals and other publishing activities	S	S	S	S
J591	Motion picture, video and television programme activities	18	-	3,082	-
J601	Radio broadcasting	S	S	S	S
J602	Television programming and broadcasting activities	S	S	S	S

Continued

TABLE 4a - - Continued

2009 PSIC Code	Region/ Industry Description	Income			
		Commissions and Fees Earned	Income from Renting and Leasing Services of Real Estate Properties (For real estate activities)	Income from Non-Industrial Service Done for Others	Sale of Goods
		(5)	(6)	(7)	(8)
J611	Wired telecommunications activities	\$	\$	\$	\$
J612	Wireless telecommunications activities	\$	\$	\$	\$
J613	Satellite telecommunications activities	-	-	372	-
J619	Other telecommunications activities	\$	\$	\$	\$
J620	Computer programming, consultancy and related activities	-	-	-	-
J631	Data processing, hosting and related activities; web portals	-	-	-	-
	IVA - CALABARZON	-	-	67	-
J581	Publishing of books, periodicals and other publishing activities	\$	\$	\$	\$
J591	Motion picture, video and television programme activities	-	-	67	-
J611	Wired telecommunications activities	-	-	-	-
J613	Satellite telecommunications activities	-	-	-	-
J619	Other telecommunications activities	\$	\$	\$	\$
J620	Computer programming, consultancy and related activities	-	-	-	-
J631	Data processing, hosting and related activities; web portals	\$	\$	\$	\$
	MIMAROPA Region	-	-	-	-
J591	Motion picture, video and television programme activities	\$	\$	\$	\$
J611	Wired telecommunications activities	\$	\$	\$	\$
J613	Satellite telecommunications activities	\$	\$	\$	\$
J619	Other telecommunications activities	\$	\$	\$	\$
	V - Bicol Region	-	-	6,148	-
J591	Motion picture, video and television programme activities	\$	\$	\$	\$
J601	Radio broadcasting	-	-	-	-
J611	Wired telecommunications activities	\$	\$	\$	\$
J613	Satellite telecommunications activities	\$	\$	\$	\$
J631	Data processing, hosting and related activities; web portals	\$	\$	\$	\$

Continued

TABLE 4a - - Continued

2009 PSIC Code	Region/ Industry Description	Income			
		Commissions and Fees Earned	Income from Renting and Leasing Services of Real Estate Properties (For real estate activities)	Income from Non-Industrial Service Done for Others	Sale of Goods
		(5)	(6)	(7)	(8)
	VI - Western Visayas	-	84	470	-
J581	Publishing of books, periodicals and other publishing activities	-	-	-	-
J591	Motion picture, video and television programme activities	S	S	S	S
J601	Radio broadcasting	-	84	470	-
J602	Television programming and broadcasting activities	S	S	S	S
J611	Wired telecommunications activities	S	S	S	S
J613	Satellite telecommunications activities	-	-	-	-
J620	Computer programming, consultancy and related activities	-	-	-	-
J631	Data processing, hosting and related activities; web portals	S	S	S	S
	VII - Central Visayas	-	-	277,042	-
J581	Publishing of books, periodicals and other publishing activities	-	-	192	-
J582	Software publishing	S	S	S	S
J591	Motion picture, video and television programme activities	S	S	S	S
J601	Radio broadcasting	-	-	1,077	-
J602	Television programming and broadcasting activities	-	-	94	-
J612	Wireless telecommunications activities	S	S	S	S
J613	Satellite telecommunications activities	-	-	-	-
J619	Other telecommunications activities	-	-	-	-
J620	Computer programming, consultancy and related activities	-	-	945	-
J631	Data processing, hosting and related activities; web portals	-	-	42	-
	VIII - Eastern Visayas	-	-	-	-
J591	Motion picture, video and television programme activities	S	S	S	S
J601	Radio broadcasting	S	S	S	S
J613	Satellite telecommunications activities	S	S	S	S
J631	Data processing, hosting and related activities; web portals	S	S	S	S

Continued

TABLE 4a - - Continued

2009 PSIC Code	Region/ Industry Description	Income			
		Commissions and Fees Earned	Income from Renting and Leasing Services of Real Estate Properties (For real estate activities)	Income from Non-Industrial Service Done for Others	Sale of Goods
		(5)	(6)	(7)	(8)
	IX - Zamboanga Peninsula	-	-	-	-
J602	Television programming and broadcasting activities	s	s	s	s
J611	Wired telecommunications activities	s	s	s	s
J613	Satellite telecommunications activities	s	s	s	s
	X - Northern Mindanao	-	-	113	18,057
J581	Publishing of books, periodicals and other publishing activities	s	s	s	s
J601	Radio broadcasting	-	-	113	-
J602	Television programming and broadcasting activities	s	s	s	s
J611	Wired telecommunications activities	s	s	s	s
J613	Satellite telecommunications activities	s	s	s	s
J619	Other telecommunications activities	s	s	s	s
J620	Computer programming, consultancy and related activities	-	-	-	-
	XI - Davao Region	-	-	573,026	-
J581	Publishing of books, periodicals and other publishing activities	s	s	s	s
J591	Motion picture, video and television programme activities	-	-	572,708	-
J601	Radio broadcasting	-	-	227	-
J602	Television programming and broadcasting activities	-	-	91	-
J612	Wireless telecommunications activities	s	s	s	s
J613	Satellite telecommunications activities	-	-	-	-
J620	Computer programming, consultancy and related activities	-	-	-	-
J631	Data processing, hosting and related activities; web portals	s	s	s	s
	XII - SOCCSKSARGEN	-	-	-	32,659
J601	Radio broadcasting	-	-	-	-
J602	Television programming and broadcasting activities	s	s	s	s

Continued

TABLE 4a - - Continued

2009 PSIC Code	Region/ Industry Description	Income			
		Commissions and Fees Earned	Income from Renting and Leasing Services of Real Estate Properties (For real estate activities)	Income from Non-Industrial Service Done for Others	Sale of Goods
		(5)	(6)	(7)	(8)
J611	Wired telecommunications activities	\$	\$	\$	\$
J613	Satellite telecommunications activities	-	-	-	30,000
J620	Computer programming, consultancy and related activities	\$	\$	\$	\$
	XIII - Caraga	-	-	-	-
J601	Radio broadcasting	\$	\$	\$	\$
J602	Television programming and broadcasting activities	\$	\$	\$	\$
J611	Wired telecommunications activities	\$	\$	\$	\$
J613	Satellite telecommunications activities	-	-	-	-

Continued

TABLE 4a - - Continued

2009 PSIC Code	Region/ Industry Description	Income					
		Interest Income	Dividend Income	Royalty Income	Franchise Income	Grants and Donations	Other Income
		(9)	(10)	(11)	(12)	(13)	(14)
	PHILIPPINES	1,543,445	43,330,772	3,485,400	-	-	25,984,838
J581	Publishing of books, periodicals and other publishing activities	54,240	1,070	1,611	-	-	268,780
J582	Software publishing	3,665	-	-	-	-	306,062
J591	Motion picture, video and television programme activities	99,494	-	-	-	-	161,869
J592	Sound recording and music publishing activities	453	-	39,506	-	-	1,355
J601	Radio broadcasting	16,797	9,225	87	-	-	212,304
J602	Television programming and broadcasting activities	222,619	86,148	2,397	-	-	3,346,208
J611	Wired telecommunications activities	41,459	20,241,152	-	-	-	1,844,911
J612	Wireless telecommunications activities	227,841	20,258,093	3,441,393	-	-	15,223,753
J613	Satellite telecommunications activities	8,859	327	-	-	-	659,776
J619	Other telecommunications activities	6,398	-	-	-	-	152,650
J620	Computer programming, consultancy and related activities	803,977	687,231	-	-	-	862,196
J631	Data processing, hosting and related activities; web portals	57,286	2,047,526	407	-	-	2,937,052
J639	Other information service activities	358	-	-	-	-	7,924
	National Capital Region	1,063,758	43,111,301	3,484,810	-	-	25,337,045
J581	Publishing of books, periodicals and other publishing activities	54,004	1,068	1,611	-	-	267,184
J582	Software publishing	3,645	-	-	-	-	305,549
J591	Motion picture, video and television programme activities	8,580	-	-	-	-	142,163
J592	Sound recording and music publishing activities	453	-	39,506	-	-	1,355
J601	Radio broadcasting	13,506	5,537	-	-	-	183,036
J602	Television programming and broadcasting activities	205,273	82,681	2,300	-	-	3,065,222
J611	Wired telecommunications activities	41,244	20,241,139	-	-	-	1,843,998
J612	Wireless telecommunications activities	227,608	20,258,093	3,441,393	-	-	15,211,674
J613	Satellite telecommunications activities	6,370	-	-	-	-	656,681
J619	Other telecommunications activities	6,398	-	-	-	-	152,623
J620	Computer programming, consultancy and related activities	439,821	475,257	-	-	-	588,400
J631	Data processing, hosting and related activities; web portals	56,658	2,047,526	-	-	-	2,918,752
J639	Other information service activities	198	-	-	-	-	408

Continued

TABLE 4a - - Continued

2009 PSIC Code	Region/ Industry Description	Income					
		Interest Income	Dividend Income	Royalty Income	Franchise Income	Grants and Donations	Other Income
		(9)	(10)	(11)	(12)	(13)	(14)
	Cordillera Administrative Region	1,785	-	51	-	-	27,850
J581	Publishing of books, periodicals and other publishing activities	S	S	S	S	S	S
J591	Motion picture, video and television programme activities	S	S	S	S	S	S
J601	Radio broadcasting	148	-	51	-	-	1
J602	Television programming and broadcasting activities	S	S	S	S	S	S
J613	Satellite telecommunications activities	S	S	S	S	S	S
J619	Other telecommunications activities	S	S	S	S	S	S
J620	Computer programming, consultancy and related activities	S	S	S	S	S	S
	I - Ilocos Region	32,491	1,247	35	-	-	242,249
J591	Motion picture, video and television programme activities	S	S	S	S	S	S
J601	Radio broadcasting	S	S	S	S	S	S
J602	Television programming and broadcasting activities	S	S	S	S	S	S
J613	Satellite telecommunications activities	5	-	-	-	-	-
J619	Other telecommunications activities	S	S	S	S	S	S
J620	Computer programming, consultancy and related activities	30,244	-	-	-	-	204,783
J639	Other information service activities	S	S	S	S	S	S
	II - Cagayan Valley	2,347	-	-	-	-	6,815
J601	Radio broadcasting	S	S	S	S	S	S
J612	Wireless telecommunications activities	S	S	S	S	S	S
J613	Satellite telecommunications activities	2,187	-	-	-	-	663
	III - Central Luzon	329	-	-	-	-	23,001
J581	Publishing of books, periodicals and other publishing activities	S	S	S	S	S	S
J591	Motion picture, video and television programme activities	-	-	-	-	-	2,878
J601	Radio broadcasting	S	S	S	S	S	S
J602	Television programming and broadcasting activities	S	S	S	S	S	S
J611	Wired telecommunications activities	S	S	S	S	S	S
J612	Wireless telecommunications activities	S	S	S	S	S	S

Continued

TABLE 4a - - Continued

2009 PSIC Code	Region/ Industry Description	Income					
		Interest Income	Dividend Income	Royalty Income	Franchise Income	Grants and Donations	Other Income
		(9)	(10)	(11)	(12)	(13)	(14)
J613	Satellite telecommunications activities	184	-	-	-	-	248
J619	Other telecommunications activities	s	s	s	s	s	s
J620	Computer programming, consultancy and related activities	28	-	-	-	-	229
J631	Data processing, hosting and related activities; web portals	117	-	-	-	-	16,541
	IVA - CALABARZON	1,159	324	-	-	-	2,540
J581	Publishing of books, periodicals and other publishing activities	s	s	s	s	s	s
J591	Motion picture, video and television programme activities	12	-	-	-	-	64
J611	Wired telecommunications activities	169	-	-	-	-	846
J613	Satellite telecommunications activities	59	324	-	-	-	1,579
J619	Other telecommunications activities	s	s	s	s	s	s
J620	Computer programming, consultancy and related activities	919	-	-	-	-	51
J631	Data processing, hosting and related activities; web portals	s	s	s	s	s	s
	MIMAROPA Region	-	-	-	-	-	-
J591	Motion picture, video and television programme activities	s	s	s	s	s	s
J611	Wired telecommunications activities	s	s	s	s	s	s
J613	Satellite telecommunications activities	s	s	s	s	s	s
J619	Other telecommunications activities	s	s	s	s	s	s
	V - Bicol Region	144	13	93	-	-	341
J591	Motion picture, video and television programme activities	s	s	s	s	s	s
J601	Radio broadcasting	49	-	-	-	-	1
J611	Wired telecommunications activities	s	s	s	s	s	s
J613	Satellite telecommunications activities	s	s	s	s	s	s
J631	Data processing, hosting and related activities; web portals	s	s	s	s	s	s
	VI - Western Visayas	4,354	1,323	-	-	-	70,559
J581	Publishing of books, periodicals and other publishing activities	-	-	-	-	-	-
J591	Motion picture, video and television programme activities	s	s	s	s	s	s
J601	Radio broadcasting	221	1,323	-	-	-	400

Continued

TABLE 4a - - Continued

2009 PSIC Code	Region/ Industry Description	Income					
		Interest Income	Dividend Income	Royalty Income	Franchise Income	Grants and Donations	Other Income
		(9)	(10)	(11)	(12)	(13)	(14)
J602	Television programming and broadcasting activities	\$	\$	\$	\$	\$	\$
J611	Wired telecommunications activities	\$	\$	\$	\$	\$	\$
J613	Satellite telecommunications activities	-	-	-	-	-	-
J620	Computer programming, consultancy and related activities	-	-	-	-	-	-
J631	Data processing, hosting and related activities; web portals	\$	\$	\$	\$	\$	\$
VII - Central Visayas		337,079	213,523	346	-	-	133,684
J581	Publishing of books, periodicals and other publishing activities	236	2	-	-	-	1,593
J582	Software publishing	\$	\$	\$	\$	\$	\$
J591	Motion picture, video and television programme activities	\$	\$	\$	\$	\$	\$
J601	Radio broadcasting	382	430	-	-	-	18
J602	Television programming and broadcasting activities	3,706	1,116	31	-	-	58,883
J612	Wireless telecommunications activities	\$	\$	\$	\$	\$	\$
J613	Satellite telecommunications activities	3	-	-	-	-	-
J619	Other telecommunications activities	-	-	-	-	-	-
J620	Computer programming, consultancy and related activities	332,324	211,974	-	-	-	68,421
J631	Data processing, hosting and related activities; web portals	335	-	315	-	-	1,420
VIII - Eastern Visayas		82	-	-	-	-	190
J591	Motion picture, video and television programme activities	\$	\$	\$	\$	\$	\$
J601	Radio broadcasting	\$	\$	\$	\$	\$	\$
J613	Satellite telecommunications activities	\$	\$	\$	\$	\$	\$
J631	Data processing, hosting and related activities; web portals	\$	\$	\$	\$	\$	\$
IX - Zamboanga Peninsula		-	3	-	-	-	-
J602	Television programming and broadcasting activities	\$	\$	\$	\$	\$	\$
J611	Wired telecommunications activities	\$	\$	\$	\$	\$	\$
J613	Satellite telecommunications activities	\$	\$	\$	\$	\$	\$

Continued

TABLE 4a - - Concluded

2009 PSIC Code	Region/ Industry Description	Income					
		Interest Income	Dividend Income	Royalty Income	Franchise Income	Grants and Donations	Other Income
		(9)	(10)	(11)	(12)	(13)	(14)
	X - Northern Mindanao	2,675	319	-	-	-	33,025
J581	Publishing of books, periodicals and other publishing activities	s	s	s	s	s	s
J601	Radio broadcasting	86	319	-	-	-	54
J602	Television programming and broadcasting activities	s	s	s	s	s	s
J611	Wired telecommunications activities	s	s	s	s	s	s
J613	Satellite telecommunications activities	s	s	s	s	s	s
J619	Other telecommunications activities	s	s	s	s	s	s
J620	Computer programming, consultancy and related activities	641	-	-	-	-	311
	XI - Davao Region	95,248	2,719	66	-	-	79,257
J581	Publishing of books, periodicals and other publishing activities	s	s	s	s	s	s
J591	Motion picture, video and television programme activities	90,902	-	-	-	-	16,764
J601	Radio broadcasting	404	1,615	36	-	-	955
J602	Television programming and broadcasting activities	3,921	1,104	30	-	-	61,513
J612	Wireless telecommunications activities	s	s	s	s	s	s
J613	Satellite telecommunications activities	21	-	-	-	-	25
J620	Computer programming, consultancy and related activities	-	-	-	-	-	-
J631	Data processing, hosting and related activities; web portals	s	s	s	s	s	s
	XII - SOCCSKSARGEN	1,945	-	-	-	-	28,281
J601	Radio broadcasting	1,904	-	-	-	-	27,824
J602	Television programming and broadcasting activities	s	s	s	s	s	s
J611	Wired telecommunications activities	s	s	s	s	s	s
J613	Satellite telecommunications activities	-	-	-	-	-	390
J620	Computer programming, consultancy and related activities	s	s	s	s	s	s
	XIII - Caraga	50	-	-	-	-	1
J601	Radio broadcasting	s	s	s	s	s	s
J602	Television programming and broadcasting activities	s	s	s	s	s	s
J611	Wired telecommunications activities	s	s	s	s	s	s
J613	Satellite telecommunications activities	1	-	-	-	-	-

TABLE 4a.1 Number of Establishments and Income from Service Rendered by Type of Transaction for Information and Communication Establishments with Total Employment of 20 and Over by Region and Industry Group: Philippines, 2017

*(Values are in thousand pesos, except for number of establishments.
Details may not add-up to total due to rounding and/or statistical disclosure control.)*

2009 PSIC Code	Region/ Industry Description	Number of Establishments	Income from Service Rendered		
			Total	Transactions Within the Country	Transactions Outside the Country
		(1)	(2)	(3)	(4)
	PHILIPPINES	910	505,809,396	476,385,152	29,424,244
J581	Publishing of books, periodicals and other publishing activities	85	16,117,566	15,150,159	967,407
J582	Software publishing	5	7,108,919	7,108,919	-
J591	Motion picture, video and television programme activities	61	9,109,370	8,330,546	778,824
J592	Sound recording and music publishing activities	6	449,759	385,278	64,481
J601	Radio broadcasting	77	2,741,682	2,741,682	-
J602	Television programming and broadcasting activities	30	45,894,195	45,579,262	314,934
J611	Wired telecommunications activities	30	81,292,681	74,946,681	6,346,000
J612	Wireless telecommunicatio ns activities	25	194,524,678	194,069,514	455,164
J613	Satellite telecommunications activities	87	18,188,436	17,934,565	253,871
J619	Other telecommunications activities	39	7,606,018	7,327,099	278,919
J620	Computer programming, consultancy and related activities	405	110,444,791	94,617,793	15,826,998
J631	Data processing, hosting and related activities; web portals	56	10,585,290	6,447,644	4,137,646
J639	Other information service activities	4	1,746,011	1,746,011	-
	National Capital Region	608	472,626,926	447,746,947	24,879,979
J581	Publishing of books, periodicals and other publishing activities	68	15,051,735	14,716,586	335,149
J582	Software publishing	4	6,560,600	6,560,600	-
J591	Motion picture, video and television programme activities	38	6,890,420	6,111,596	778,824
J592	Sound recording and music publishing activities	6	449,759	385,278	64,481
J601	Radio broadcasting	21	1,728,516	1,728,516	-
J602	Television programming and broadcasting activities	14	43,204,693	42,889,760	314,934
J611	Wired telecommunications activities	16	79,726,086	73,380,086	6,346,000
J612	Wireless telecommunicatio ns activities	20	189,634,931	189,179,767	455,164
J613	Satellite telecommunications activities	18	14,577,674	14,577,674	-
J619	Other telecommunications activities	30	7,296,529	7,223,796	72,732
J620	Computer programming, consultancy and related activities	331	97,711,554	84,387,939	13,323,615
J631	Data processing, hosting and related activities; web portals	39	8,320,486	5,131,406	3,189,080
J639	Other information service activities	3	1,473,942	1,473,942	

Continued

TABLE 4a.1 - - *Continued*

2009 PSIC Code	Region/ Industry Description	Number of Establishments	Income from Service Rendered		
			Total	Transactions Within the Country	Transactions Outside the Country
		(1)	(2)	(3)	(4)
	Cordillera Administrative Region	12	421,159	414,323	6,836
J581	Publishing of books, periodicals and other publishing activities	s	s	s	s
J591	Motion picture, video and television programme activities	s	s	s	s
J601	Radio broadcasting	5	23,265	23,265	-
J602	Television programming and broadcasting activities	s	s	s	s
J613	Satellite telecommunications activities	s	s	s	s
J619	Other telecommunications activities	s	s	s	s
J620	Computer programming, consultancy and related activities	s	s	s	s
	I - Ilocos Region	13	7,219,959	6,923,482	296,477
J591	Motion picture, video and television programme activities	s	s	s	s
J601	Radio broadcasting	s	s	s	s
J602	Television programming and broadcasting activities	s	s	s	s
J613	Satellite telecommunications activities	3	51,530	51,530	-
J619	Other telecommunications activities	s	s	s	s
J620	Computer programming, consultancy and related activities	3	6,435,447	6,138,970	296,477
J639	Other information service activities	s	s	s	s
	II - Cagayan Valley	8	731,720	731,720	-
J601	Radio broadcasting	s	s	s	s
J612	Wireless telecommunications activities	s	s	s	s
J613	Satellite telecommunications activities	4	77,609	77,609	-
	III - Central Luzon	32	5,430,511	5,007,397	423,114
J581	Publishing of books, periodicals and other publishing activities	s	s	s	s
J591	Motion picture, video and television programme activities	4	512,628	512,628	-
J601	Radio broadcasting	s	s	s	s
J602	Television programming and broadcasting activities	s	s	s	s
J611	Wired telecommunications activities	s	s	s	s
J612	Wireless telecommunications activities	s	s	s	s

Continued

TABLE 4a.1 - - Continued

2009 PSIC Code	Region/ Industry Description	Number of Establishments	Income from Service Rendered		
			Total	Transactions Within the Country	Transactions Outside the Country
		(1)	(2)	(3)	(4)
J613	Satellite telecommunications activities	8	631,322	377,451	253,871
J619	Other telecommunications activities	s	s	s	s
J620	Computer programming, consultancy and related activities	8	608,915	484,115	124,800
J631	Data processing, hosting and related activities; web portals	4	349,128	304,685	44,442
IVA - CALABARZON		37	2,861,209	2,325,714	535,496
J581	Publishing of books, periodicals and other publishing activities	s	s	s	s
J591	Motion picture, video and television programme activities	7	619,002	619,002	-
J611	Wired telecommunications activities	4	631,802	631,802	-
J613	Satellite telecommunications activities	16	753,767	753,767	-
J619	Other telecommunications activities	s	s	s	s
J620	Computer programming, consultancy and related activities	5	228,050	220,250	7,800
J631	Data processing, hosting and related activities; web portals	s	s	s	s
MIMAROPA Region		4	80,654	80,654	-
J591	Motion picture, video and television programme activities	s	s	s	s
J611	Wired telecommunications activities	s	s	s	s
J613	Satellite telecommunications activities	s	s	s	s
J619	Other telecommunications activities	s	s	s	s
V - Bicol Region		9	319,637	307,934	11,703
J591	Motion picture, video and television programme activities	s	s	s	s
J601	Radio broadcasting	3	19,947	19,947	-
J611	Wired telecommunications activities	s	s	s	s
J613	Satellite telecommunications activities	s	s	s	s
J631	Data processing, hosting and related activities; web portals	s	s	s	s
VI - Western Visayas		32	1,544,576	1,544,576	-
J581	Publishing of books, periodicals and other publishing activities	4	58,424	58,424	-
J591	Motion picture, video and television programme activities	s	s	s	s
J601	Radio broadcasting	9	152,809	152,809	-

Continued

TABLE 4a.1 - - *Continued*

2009 PSIC Code	Region/ Industry Description	Number of Establishments	Income from Service Rendered		
			Total	Transactions Within the Country	Transactions Outside the Country
		(1)	(2)	(3)	(4)
J602	Television programming and broadcasting activities	s	s	s	s
J611	Wired telecommunications activities	s	s	s	s
J613	Satellite telecommunications activities	9	398,808	398,808	-
J620	Computer programming, consultancy and related activities	4	48,350	48,350	-
J631	Data processing, hosting and related activities; web portals	s	s	s	s
VII - Central Visayas		80	10,346,208	7,392,926	2,953,282
J581	Publishing of books, periodicals and other publishing activities	6	860,858	228,600	632,259
J582	Software publishing	s	s	s	s
J591	Motion picture, video and television programme activities	s	s	s	s
J601	Radio broadcasting	10	106,809	106,809	-
J602	Television programming and broadcasting activities	3	608,620	608,620	-
J612	Wireless telecommunications activities	s	s	s	s
J613	Satellite telecommunications activities	6	890,901	890,901	-
J619	Other telecommunications activities	3	224,010	17,824	206,187
J620	Computer programming, consultancy and related activities	42	4,835,732	2,768,261	2,067,470
J631	Data processing, hosting and related activities; web portals	6	759,487	712,120	47,367
VIII - Eastern Visayas		6	382,670	65,312	317,358
J591	Motion picture, video and television programme activities	s	s	s	s
J601	Radio broadcasting	s	s	s	s
J613	Satellite telecommunications activities	s	s	s	s
J631	Data processing, hosting and related activities; web portals	s	s	s	s
IX - Zamboanga Peninsula		3	89,013	89,013	-
J602	Television programming and broadcasting activities	s	s	s	s
J611	Wired telecommunications activities	s	s	s	s
J613	Satellite telecommunications activities	s	s	s	s

Continued

TABLE 4a.1 - - *Concluded*

2009 PSIC Code	Region/ Industry Description	Number of Establishments	Income from Service Rendered		
			Total	Transactions Within the Country	Transactions Outside the Country
		(1)	(2)	(3)	(4)
	X - Northern Mindanao	15	1,226,342	1,226,342	-
J581	Publishing of books, periodicals and other publishing activities	s	s	s	s
J601	Radio broadcasting	5	80,791	80,791	-
J602	Television programming and broadcasting activities	s	s	s	s
J611	Wired telecommunications activities	s	s	s	s
J613	Satellite telecommunications activities	s	s	s	s
J619	Other telecommunications activities	s	s	s	s
J620	Computer programming, consultancy and related activities	3	344,715	344,715	-
	XI - Davao Region	30	2,085,004	2,085,004	-
J581	Publishing of books, periodicals and other publishing activities	s	s	s	s
J591	Motion picture, video and television programme activities	3	381,217	381,217	-
J601	Radio broadcasting	8	314,191	314,191	-
J602	Television programming and broadcasting activities	3	705,624	705,624	-
J612	Wireless telecommunications activities	s	s	s	s
J613	Satellite telecommunications activities	6	350,521	350,521	-
J620	Computer programming, consultancy and related activities	6	196,208	196,208	-
J631	Data processing, hosting and related activities; web portals	s	s	s	s
	XII - SOCCSKSARGEN	13	341,473	341,473	-
J601	Radio broadcasting	6	237,367	237,367	-
J602	Television programming and broadcasting activities	s	s	s	s
J611	Wired telecommunications activities	s	s	s	s
J613	Satellite telecommunications activities	4	26,303	26,303	-
J620	Computer programming, consultancy and related activities	s	s	s	s
	XIII - Caraga	8	102,335	102,335	-
J601	Radio broadcasting	s	s	s	s
J602	Television programming and broadcasting activities	s	s	s	s
J611	Wired telecommunications activities	s	s	s	s
J613	Satellite telecommunications activities	4	75,651	75,651	-

TABLE 4a.2 Number of Establishments and Income from Transactions Outside the Country for Information and Communication Establishments with Total Employment of 20 and Over by Region and Industry Group: Philippines, 2017

(Value in thousand pesos. Details may not add-up to total due to rounding and/or statistical disclosure control)

2009 PSIC Code	Region/ Industry Description	Number of Establishments	Income from Transactions Outside the Country			
			Total	United States of America	Japan	Saudi Arabia
		(1)	(2)	(3)	(4)	(5)
	PHILIPPINES	910	28,492,888	9,453,917	4,992,958	1,865,772
J581	Publishing of books, periodicals and other publishing activities	85	967,407	361,844	80,964	-
J582	Software publishing	5	-	-	-	-
J591	Motion picture, video and television programme activities	61	778,824	79,262	173,221	-
J592	Sound recording and music publishing activities	6	64,481	1,007	39,314	-
J601	Radio broadcasting	77	-	-	-	-
J602	Television programming and broadcasting activities	30	314,934	-	-	-
J611	Wired telecommunications activities	30	5,457,560	507,680	2,284,560	1,840,340
J612	Wireless telecommunicatio ns activities	25	455,164	-	57	-
J613	Satellite telecommunications activities	87	253,871	-	-	-
J619	Other telecommunications activities	39	278,919	-	4,091	-
J620	Computer programming, consultancy and related activities	405	15,826,998	6,344,198	1,925,537	25,432
J631	Data processing, hosting and related activities; web portals	56	4,094,730	2,159,926	485,214	-
J639	Other information service activities	4	-	-	-	-
	National Capital Region	608	23,959,178	7,556,844	4,306,217	1,865,772
J581	Publishing of books, periodicals and other publishing activities	68	335,149	108,941	80,964	-
J582	Software publishing	4	-	-	-	-
J591	Motion picture, video and television programme activities	38	778,824	79,262	173,221	-
J592	Sound recording and music publishing activities	6	64,481	1,007	39,314	-
J601	Radio broadcasting	21	-	-	-	-
J602	Television programming and broadcasting activities	14	314,934	-	-	-
J611	Wired telecommunications activities	16	5,457,560	507,680	2,284,560	1,840,340
J612	Wireless telecommunicatio ns activities	20	455,164	-	57	-
J613	Satellite telecommunications activities	18	-	-	-	-
J619	Other telecommunications activities	30	72,732	-	4,091	-
J620	Computer programming, consultancy and related activities	331	13,323,615	5,299,679	1,238,796	25,432
J631	Data processing, hosting and related activities; web portals	39	3,156,719	1,560,276	485,214	-
J639	Other information service activities	3	-	-	-	-

Continued

TABLE 4a.2 - - Continued

2009 PSIC Code	Region/ Industry Description	Number of Establishments	Income from Transactions Outside the Country			
			Total	United States of America	Japan	Saudi Arabia
		(1)	(2)	(3)	(4)	(5)
	Cordillera Administrative Region	12	6,836	6,836	-	-
J581	Publishing of books, periodicals and other publishing activities	s	s	s	s	s
J591	Motion picture, video and television programme activities	s	s	s	s	s
J601	Radio broadcasting	5	-	-	-	-
J602	Television programming and broadcasting activities	s	s	s	s	s
J613	Satellite telecommunications activities	s	s	s	s	s
J619	Other telecommunications activities	s	s	s	s	s
J620	Computer programming, consultancy and related activities	s	s	s	s	s
	I - Ilocos Region	13	296,477	-	-	-
J591	Motion picture, video and television programme activities	s	s	s	s	s
J601	Radio broadcasting	s	s	s	s	s
J602	Television programming and broadcasting activities	s	s	s	s	s
J613	Satellite telecommunications activities	3	-	-	-	-
J619	Other telecommunications activities	s	s	s	s	s
J620	Computer programming, consultancy and related activities	3	296,477	-	-	-
J639	Other information service activities	s	s	s	s	s
	II - Cagayan Valley	8	-	-	-	-
J601	Radio broadcasting	s	s	s	s	s
J612	Wireless telecommunications activities	s	s	s	s	s
J613	Satellite telecommunications activities	4	-	-	-	-
	III - Central Luzon	32	423,114	82,703	-	-
J581	Publishing of books, periodicals and other publishing activities	s	s	s	s	s
J591	Motion picture, video and television programme activities	4	-	-	-	-
J601	Radio broadcasting	s	s	s	s	s
J602	Television programming and broadcasting activities	s	s	s	s	s
J611	Wired telecommunications activities	s	s	s	s	s
J612	Wireless telecommunications activities	s	s	s	s	s

Continued

TABLE 4a.2 - - Continued

2009 PSIC Code	Region/ Industry Description	Number of Establishments	Income from Transactions Outside the Country			
			Total	United States of America	Japan	Saudi Arabia
		(1)	(2)	(3)	(4)	(5)
J613	Satellite telecommunications activities	8	253,871	-	-	-
J619	Other telecommunications activities	s	s	s	s	s
J620	Computer programming, consultancy and related activities	8	124,800	38,260	-	-
J631	Data processing, hosting and related activities; web portals	4	44,442	44,442	-	-
IVA - CALABARZON		37	524,942	323,637	-	-
J581	Publishing of books, periodicals and other publishing activities	s	s	s	s	s
J591	Motion picture, video and television programme activities	7	-	-	-	-
J611	Wired telecommunications activities	4	-	-	-	-
J613	Satellite telecommunications activities	16	-	-	-	-
J619	Other telecommunications activities	s	s	s	s	s
J620	Computer programming, consultancy and related activities	5	7,800	7,020	-	-
J631	Data processing, hosting and related activities; web portals	s	s	s	s	s
MIMAROPA Region		4	-	-	-	-
J591	Motion picture, video and television programme activities	s	s	s	s	s
J611	Wired telecommunications activities	s	s	s	s	s
J613	Satellite telecommunications activities	s	s	s	s	s
J619	Other telecommunications activities	s	s	s	s	s
V - Bicol Region		9	11,703	11,703	-	-
J591	Motion picture, video and television programme activities	s	s	s	s	s
J601	Radio broadcasting	3	-	-	-	-
J611	Wired telecommunications activities	s	s	s	s	s
J613	Satellite telecommunications activities	s	s	s	s	s
J631	Data processing, hosting and related activities; web portals	s	s	s	s	s
VI - Western Visayas		32	-	-	-	-
J581	Publishing of books, periodicals and other publishing activities	4	-	-	-	-
J591	Motion picture, video and television programme activities	s	s	s	s	s
J601	Radio broadcasting	9	-	-	-	-

Continued

TABLE 4a.2 - - Continued

2009 PSIC Code	Region/ Industry Description	Number of Establishments	Income from Transactions Outside the Country			
			Total	United States of America	Japan	Saudi Arabia
		(1)	(2)	(3)	(4)	(5)
J602	Television programming and broadcasting activities	s	s	s	s	s
J611	Wired telecommunications activities	s	s	s	s	s
J613	Satellite telecommunications activities	9	-	-	-	-
J620	Computer programming, consultancy and related activities	4	-	-	-	-
J631	Data processing, hosting and related activities; web portals	s	s	s	s	s
VII - Central Visayas		80	2,953,282	1,250,043	686,741	-
J581	Publishing of books, periodicals and other publishing activities	6	632,259	252,903	-	-
J582	Software publishing	s	s	s	s	s
J591	Motion picture, video and television programme activities	s	s	s	s	s
J601	Radio broadcasting	10	-	-	-	-
J602	Television programming and broadcasting activities	3	-	-	-	-
J612	Wireless telecommunications activities	s	s	s	s	s
J613	Satellite telecommunications activities	6	-	-	-	-
J619	Other telecommunications activities	3	206,187	-	-	-
J620	Computer programming, consultancy and related activities	42	2,067,470	992,403	686,741	-
J631	Data processing, hosting and related activities; web portals	6	47,367	4,737	-	-
VIII - Eastern Visayas		6	317,358	222,150	-	-
J591	Motion picture, video and television programme activities	s	s	s	s	s
J601	Radio broadcasting	s	s	s	s	s
J613	Satellite telecommunications activities	s	s	s	s	s
J631	Data processing, hosting and related activities; web portals	s	s	s	s	s
IX - Zamboanga Peninsula		3	-	-	-	-
J602	Television programming and broadcasting activities	s	s	s	s	s
J611	Wired telecommunications activities	s	s	s	s	s
J613	Satellite telecommunications activities	s	s	s	s	s

Continued

TABLE 4a.2 - - Continued

2009 PSIC Code	Region/ Industry Description	Number of Establishments	Income from Transactions Outside the Country			
			Total	United States of America	Japan	Saudi Arabia
		(1)	(2)	(3)	(4)	(5)
X - Northern Mindanao		15	-	-	-	-
J581	Publishing of books, periodicals and other publishing activities	s	s	s	s	s
J601	Radio broadcasting	5	-	-	-	-
J602	Television programming and broadcasting activities	s	s	s	s	s
J611	Wired telecommunications activities	s	s	s	s	s
J613	Satellite telecommunications activities	s	s	s	s	s
J619	Other telecommunications activities	s	s	s	s	s
J620	Computer programming, consultancy and related activities	3	-	-	-	-
XI - Davao Region		30	-	-	-	-
J581	Publishing of books, periodicals and other publishing activities	s	s	s	s	s
J591	Motion picture, video and television programme activities	3	-	-	-	-
J601	Radio broadcasting	8	-	-	-	-
J602	Television programming and broadcasting activities	3	-	-	-	-
J612	Wireless telecommunicatio ns activities	s	s	s	s	s
J613	Satellite telecommunications activities	6	-	-	-	-
J620	Computer programming, consultancy and related activities	6	-	-	-	-
J631	Data processing, hosting and related activities; web portals	s	s	s	s	s
XII - SOCCSKSARGEN		13	-	-	-	-
J601	Radio broadcasting	6	-	-	-	-
J602	Television programming and broadcasting activities	s	s	s	s	s
J611	Wired telecommunications activities	s	s	s	s	s
J613	Satellite telecommunications activities	4	-	-	-	-
J620	Computer programming, consultancy and related activities	s	s	s	s	s
XIII - Caraga		8	-	-	-	-
J601	Radio broadcasting	s	s	s	s	s
J602	Television programming and broadcasting activities	s	s	s	s	s
J611	Wired telecommunications activities	s	s	s	s	s
J613	Satellite telecommunications activities	4	-	-	-	-

Continued

TABLE 4a.2 - - Continued

2009 PSIC Code	Region/ Industry Description	Income from Transactions Outside the Country			
		Hong Kong	Canada	United Arab Emirates	Singapore
		(6)	(7)	(8)	(9)
	PHILIPPINES	1,453,434	2,017,408	707,681	365,290
J581	Publishing of books, periodicals and other publishing activities	15,088	-	-	77,359
J582	Software publishing	-	-	-	-
J591	Motion picture, video and television programme activities	433,382	-	-	44,751
J592	Sound recording and music publishing activities	-	-	-	22,903
J601	Radio broadcasting	-	-	-	-
J602	Television programming and broadcasting activities	314,934	-	-	-
J611	Wired telecommunications activities	317,300	-	507,680	-
J612	Wireless telecommunications activities	-	-	-	5,646
J613	Satellite telecommunications activities	-	-	-	-
J619	Other telecommunications activities	-	-	200,001	-
J620	Computer programming, consultancy and related activities	370,919	2,017,408	-	214,631
J631	Data processing, hosting and related activities; web portals	1,812	-	-	-
J639	Other information service activities	-	-	-	-
	National Capital Region	1,287,860	2,017,408	507,680	269,626
J581	Publishing of books, periodicals and other publishing activities	15,088	-	-	45,746
J582	Software publishing	-	-	-	-
J591	Motion picture, video and television programme activities	433,382	-	-	44,751
J592	Sound recording and music publishing activities	-	-	-	22,903
J601	Radio broadcasting	-	-	-	-
J602	Television programming and broadcasting activities	314,934	-	-	-
J611	Wired telecommunications activities	317,300	-	507,680	-
J612	Wireless telecommunications activities	-	-	-	5,646
J613	Satellite telecommunications activities	-	-	-	-
J619	Other telecommunications activities	-	-	-	-
J620	Computer programming, consultancy and related activities	205,345	2,017,408	-	150,580
J631	Data processing, hosting and related activities; web portals	1,812	-	-	-
J639	Other information service activities	-	-	-	-

Continued

TABLE 4a.2 - - Continued

2009 PSIC Code	Region/ Industry Description	Income from Transactions Outside the Country			
		Hong Kong	Canada	United Arab Emirates	Singapore
		(6)	(7)	(8)	(9)
	Cordillera Administrative Region	-	-	-	-
J581	Publishing of books, periodicals and other publishing activities	S	S	S	S
J591	Motion picture, video and television programme activities	S	S	S	S
J601	Radio broadcasting	-	-	-	-
J602	Television programming and broadcasting activities	S	S	S	S
J613	Satellite telecommunications activities	S	S	S	S
J619	Other telecommunications activities	S	S	S	S
J620	Computer programming, consultancy and related activities	S	S	S	S
	I - Ilocos Region	-	-	-	-
J591	Motion picture, video and television programme activities	S	S	S	S
J601	Radio broadcasting	S	S	S	S
J602	Television programming and broadcasting activities	S	S	S	S
J613	Satellite telecommunications activities	-	-	-	-
J619	Other telecommunications activities	S	S	S	S
J620	Computer programming, consultancy and related activities	-	-	-	-
J639	Other information service activities	S	S	S	S
	II - Cagayan Valley	-	-	-	-
J601	Radio broadcasting	S	S	S	S
J612	Wireless telecommunications activities	S	S	S	S
J613	Satellite telecommunications activities	-	-	-	-
	III - Central Luzon	64,834	-	-	965
J581	Publishing of books, periodicals and other publishing activities	S	S	S	S
J591	Motion picture, video and television programme activities	-	-	-	-
J601	Radio broadcasting	S	S	S	S
J602	Television programming and broadcasting activities	S	S	S	S
J611	Wired telecommunications activities	S	S	S	S
J612	Wireless telecommunications activities	S	S	S	S

Continued

TABLE 4a.2 - - Continued

2009 PSIC Code	Region/ Industry Description	Income from Transactions Outside the Country			
		Hong Kong	Canada	United Arab Emirates	Singapore
		(6)	(7)	(8)	(9)
J613	Satellite telecommunications activities	-	-	-	-
J619	Other telecommunications activities	\$	\$	\$	\$
J620	Computer programming, consultancy and related activities	64,834	-	-	965
J631	Data processing, hosting and related activities; web portals	-	-	-	-
IVA - CALABARZON		-	-	-	-
J581	Publishing of books, periodicals and other publishing activities	\$	\$	\$	\$
J591	Motion picture, video and television programme activities	-	-	-	-
J611	Wired telecommunications activities	-	-	-	-
J613	Satellite telecommunications activities	-	-	-	-
J619	Other telecommunications activities	\$	\$	\$	\$
J620	Computer programming, consultancy and related activities	-	-	-	-
J631	Data processing, hosting and related activities; web portals	\$	\$	\$	\$
MIMAROPA Region		-	-	-	-
J591	Motion picture, video and television programme activities	\$	\$	\$	\$
J611	Wired telecommunications activities	\$	\$	\$	\$
J613	Satellite telecommunications activities	\$	\$	\$	\$
J619	Other telecommunications activities	\$	\$	\$	\$
V - Bicol Region		-	-	-	-
J591	Motion picture, video and television programme activities	\$	\$	\$	\$
J601	Radio broadcasting	-	-	-	-
J611	Wired telecommunications activities	\$	\$	\$	\$
J613	Satellite telecommunications activities	\$	\$	\$	\$
J631	Data processing, hosting and related activities; web portals	\$	\$	\$	\$
VI - Western Visayas		-	-	-	-
J581	Publishing of books, periodicals and other publishing activities	-	-	-	-
J591	Motion picture, video and television programme activities	\$	\$	\$	\$
J601	Radio broadcasting	-	-	-	-

Continued

TABLE 4a.2 - - Continued

2009 PSIC Code	Region/ Industry Description	Income from Transactions Outside the Country			
		Hong Kong	Canada	United Arab Emirates	Singapore
		(6)	(7)	(8)	(9)
J602	Television programming and broadcasting activities	\$	\$	\$	\$
J611	Wired telecommunications activities	\$	\$	\$	\$
J613	Satellite telecommunications activities	-	-	-	-
J620	Computer programming, consultancy and related activities	-	-	-	-
J631	Data processing, hosting and related activities; web portals	\$	\$	\$	\$
	VII - Central Visayas	100,740	-	200,001	94,699
J581	Publishing of books, periodicals and other publishing activities	-	-	-	31,613
J582	Software publishing	\$	\$	\$	\$
J591	Motion picture, video and television programme activities	\$	\$	\$	\$
J601	Radio broadcasting	-	-	-	-
J602	Television programming and broadcasting activities	-	-	-	-
J612	Wireless telecommunications activities	\$	\$	\$	\$
J613	Satellite telecommunications activities	-	-	-	-
J619	Other telecommunications activities	-	-	200,001	-
J620	Computer programming, consultancy and related activities	100,740	-	-	63,086
J631	Data processing, hosting and related activities; web portals	-	-	-	-
	VIII - Eastern Visayas	-	-	-	-
J591	Motion picture, video and television programme activities	\$	\$	\$	\$
J601	Radio broadcasting	\$	\$	\$	\$
J613	Satellite telecommunications activities	\$	\$	\$	\$
J631	Data processing, hosting and related activities; web portals	\$	\$	\$	\$
	IX - Zamboanga Peninsula	-	-	-	-
J602	Television programming and broadcasting activities	\$	\$	\$	\$
J611	Wired telecommunications activities	\$	\$	\$	\$
J613	Satellite telecommunications activities	\$	\$	\$	\$

Continued

TABLE 4a.2 - - Continued

2009 PSIC Code	Region/ Industry Description	Income from Transactions Outside the Country			
		Hong Kong	Canada	United Arab Emirates	Singapore
		(6)	(7)	(8)	(9)
	X - Northern Mindanao	-	-	-	-
J581	Publishing of books, periodicals and other publishing activities	S	S	S	S
J601	Radio broadcasting	-	-	-	-
J602	Television programming and broadcasting activities	S	S	S	S
J611	Wired telecommunications activities	S	S	S	S
J613	Satellite telecommunications activities	S	S	S	S
J619	Other telecommunications activities	S	S	S	S
J620	Computer programming, consultancy and related activities	-	-	-	-
	XI - Davao Region	-	-	-	-
J581	Publishing of books, periodicals and other publishing activities	S	S	S	S
J591	Motion picture, video and television programme activities	-	-	-	-
J601	Radio broadcasting	-	-	-	-
J602	Television programming and broadcasting activities	-	-	-	-
J612	Wireless telecommunications activities	S	S	S	S
J613	Satellite telecommunications activities	-	-	-	-
J620	Computer programming, consultancy and related activities	-	-	-	-
J631	Data processing, hosting and related activities; web portals	S	S	S	S
	XII - SOCCSKSARGEN	-	-	-	-
J601	Radio broadcasting	-	-	-	-
J602	Television programming and broadcasting activities	S	S	S	S
J611	Wired telecommunications activities	S	S	S	S
J613	Satellite telecommunications activities	-	-	-	-
J620	Computer programming, consultancy and related activities	S	S	S	S
	XIII - Caraga	-	-	-	-
J601	Radio broadcasting	S	S	S	S
J602	Television programming and broadcasting activities	S	S	S	S
J611	Wired telecommunications activities	S	S	S	S
J613	Satellite telecommunications activities	-	-	-	-

Continued

TABLE 4a.2 - - Continued

2009 PSIC Code	Region/ Industry Description	Income from Transactions Outside the Country			
		Netherlands	United Kingdom	Australia	Others
		(10)	(11)	(12)	(13)
	PHILIPPINES	520,711	1,905,123	946,246	4,264,349
J581	Publishing of books, periodicals and other publishing activities	30,804	189,982	126,459	84,907
J582	Software publishing	-	-	-	-
J591	Motion picture, video and television programme activities	-	-	-	48,208
J592	Sound recording and music publishing activities	-	503	-	755
J601	Radio broadcasting	-	-	-	-
J602	Television programming and broadcasting activities	-	-	-	-
J611	Wired telecommunications activities	-	-	-	-
J612	Wireless telecommunications activities	-	-	8,989	440,471
J613	Satellite telecommunications activities	253,871	-	-	-
J619	Other telecommunications activities	-	-	2,062	72,765
J620	Computer programming, consultancy and related activities	-	1,168,816	701,733	3,058,323
J631	Data processing, hosting and related activities; web portals	236,036	545,821	107,004	558,918
J639	Other information service activities	-	-	-	-
	National Capital Region	208,793	1,501,704	659,353	3,777,920
J581	Publishing of books, periodicals and other publishing activities	30,804	304	7	53,295
J582	Software publishing	-	-	-	-
J591	Motion picture, video and television programme activities	-	-	-	48,208
J592	Sound recording and music publishing activities	-	503	-	755
J601	Radio broadcasting	-	-	-	-
J602	Television programming and broadcasting activities	-	-	-	-
J611	Wired telecommunications activities	-	-	-	-
J612	Wireless telecommunications activities	-	-	8,989	440,471
J613	Satellite telecommunications activities	-	-	-	-
J619	Other telecommunications activities	-	-	-	68,642
J620	Computer programming, consultancy and related activities	-	1,161,098	601,814	2,623,463
J631	Data processing, hosting and related activities; web portals	177,989	339,798	48,543	543,087
J639	Other information service activities	-	-	-	-

Continued

TABLE 4a.2 - - Continued

2009 PSIC Code	Region/ Industry Description	Income from Transactions Outside the Country			
		Netherlands	United Kingdom	Australia	Others
		(10)	(11)	(12)	(13)
	Cordillera Administrative Region	-	-	-	-
J581	Publishing of books, periodicals and other publishing activities	S	S	S	S
J591	Motion picture, video and television programme activities	S	S	S	S
J601	Radio broadcasting	-	-	-	-
J602	Television programming and broadcasting activities	S	S	S	S
J613	Satellite telecommunications activities	S	S	S	S
J619	Other telecommunications activities	S	S	S	S
J620	Computer programming, consultancy and related activities	S	S	S	S
	I - Ilocos Region	-	-	-	296,477
J591	Motion picture, video and television programme activities	S	S	S	S
J601	Radio broadcasting	S	S	S	S
J602	Television programming and broadcasting activities	S	S	S	S
J613	Satellite telecommunications activities	-	-	-	-
J619	Other telecommunications activities	S	S	S	S
J620	Computer programming, consultancy and related activities	-	-	-	296,477
J639	Other information service activities	S	S	S	S
	II - Cagayan Valley	-	-	-	-
J601	Radio broadcasting	S	S	S	S
J612	Wireless telecommunications activities	S	S	S	S
J613	Satellite telecommunications activities	-	-	-	-
	III - Central Luzon	253,871	7,718	-	13,024
J581	Publishing of books, periodicals and other publishing activities	S	S	S	S
J591	Motion picture, video and television programme activities	-	-	-	-
J601	Radio broadcasting	S	S	S	S
J602	Television programming and broadcasting activities	S	S	S	S
J611	Wired telecommunications activities	S	S	S	S
J612	Wireless telecommunications activities	S	S	S	S

Continued

TABLE 4a.2 - - Continued

2009 PSIC Code	Region/ Industry Description	Income from Transactions Outside the Country			
		Netherlands	United Kingdom	Australia	Others
		(10)	(11)	(12)	(13)
J613	Satellite telecommunications activities	253,871	-	-	-
J619	Other telecommunications activities	\$	\$	\$	\$
J620	Computer programming, consultancy and related activities	-	7,718	-	13,024
J631	Data processing, hosting and related activities; web portals	-	-	-	-
	IVA - CALABARZON	58,047	110,816	16,611	15,831
J581	Publishing of books, periodicals and other publishing activities	\$	\$	\$	\$
J591	Motion picture, video and television programme activities	-	-	-	-
J611	Wired telecommunications activities	-	-	-	-
J613	Satellite telecommunications activities	-	-	-	-
J619	Other telecommunications activities	\$	\$	\$	\$
J620	Computer programming, consultancy and related activities	-	-	780	-
J631	Data processing, hosting and related activities; web portals	\$	\$	\$	\$
	MIMAROPA Region	-	-	-	-
J591	Motion picture, video and television programme activities	\$	\$	\$	\$
J611	Wired telecommunications activities	\$	\$	\$	\$
J613	Satellite telecommunications activities	\$	\$	\$	\$
J619	Other telecommunications activities	\$	\$	\$	\$
	V - Bicol Region	-	-	-	-
J591	Motion picture, video and television programme activities	\$	\$	\$	\$
J601	Radio broadcasting	-	-	-	-
J611	Wired telecommunications activities	\$	\$	\$	\$
J613	Satellite telecommunications activities	\$	\$	\$	\$
J631	Data processing, hosting and related activities; web portals	\$	\$	\$	\$
	VI - Western Visayas	-	-	-	-
J581	Publishing of books, periodicals and other publishing activities	-	-	-	-
J591	Motion picture, video and television programme activities	\$	\$	\$	\$

Continued

TABLE 4a.2 - - Continued

2009 PSIC Code	Region/ Industry Description	Income from Transactions Outside the Country			
		Netherlands	United Kingdom	Australia	Others
		(10)	(11)	(12)	(13)
J601	Radio broadcasting	-	-	-	-
J602	Television programming and broadcasting activities	S	S	S	S
J611	Wired telecommunications activities	S	S	S	S
J613	Satellite telecommunications activities	-	-	-	-
J620	Computer programming, consultancy and related activities	-	-	-	-
J631	Data processing, hosting and related activities; web portals	S	S	S	S
	VII - Central Visayas	-	189,678	270,282	161,097
J581	Publishing of books, periodicals and other publishing activities	-	189,678	126,452	31,613
J582	Software publishing	S	S	S	S
J591	Motion picture, video and television programme activities	S	S	S	S
J601	Radio broadcasting	-	-	-	-
J602	Television programming and broadcasting activities	-	-	-	-
J612	Wireless telecommunications activities	S	S	S	S
J613	Satellite telecommunications activities	-	-	-	-
J619	Other telecommunications activities	-	-	2,062	4,124
J620	Computer programming, consultancy and related activities	-	-	99,139	125,360
J631	Data processing, hosting and related activities; web portals	-	-	42,630	-
	VIII - Eastern Visayas	-	95,207	-	-
J591	Motion picture, video and television programme activities	S	S	S	S
J601	Radio broadcasting	S	S	S	S
J613	Satellite telecommunications activities	S	S	S	S
J631	Data processing, hosting and related activities; web portals	S	S	S	S
	IX - Zamboanga Peninsula	-	-	-	-
J602	Television programming and broadcasting activities	S	S	S	S
J611	Wired telecommunications activities	S	S	S	S
J613	Satellite telecommunications activities	S	S	S	S

Continued

TABLE 4a.2 - - *Concluded*

2009 PSIC Code	Region/ Industry Description	Income from Transactions Outside the Country			
		Netherlands	United Kingdom	Australia	Others
		(10)	(11)	(12)	(13)
	X - Northern Mindanao	-	-	-	-
J581	Publishing of books, periodicals and other publishing activities	S	S	S	S
J601	Radio broadcasting	-	-	-	-
J602	Television programming and broadcasting activities	S	S	S	S
J611	Wired telecommunications activities	S	S	S	S
J613	Satellite telecommunications activities	S	S	S	S
J619	Other telecommunications activities	S	S	S	S
J620	Computer programming, consultancy and related activities	-	-	-	-
	XI - Davao Region	-	-	-	-
J581	Publishing of books, periodicals and other publishing activities	S	S	S	S
J591	Motion picture, video and television programme activities	-	-	-	-
J601	Radio broadcasting	-	-	-	-
J602	Television programming and broadcasting activities	-	-	-	-
J612	Wireless telecommunications activities	S	S	S	S
J613	Satellite telecommunications activities	-	-	-	-
J620	Computer programming, consultancy and related activities	-	-	-	-
J631	Data processing, hosting and related activities; web portals	S	S	S	S
	XII - SOCCSKSARGEN	-	-	-	-
J601	Radio broadcasting	-	-	-	-
J602	Television programming and broadcasting activities	S	S	S	S
J611	Wired telecommunications activities	S	S	S	S
J613	Satellite telecommunications activities	-	-	-	-
J620	Computer programming, consultancy and related activities	S	S	S	S
	XIII - Caraga	-	-	-	-
J601	Radio broadcasting	S	S	S	S
J602	Television programming and broadcasting activities	S	S	S	S
J611	Wired telecommunications activities	S	S	S	S
J613	Satellite telecommunications activities	-	-	-	-

TABLE 4a.3 Number of Establishments and Income from Non-Industrial Services Done for Others by Type for Information and Communication Establishments with Total Employment of 20 and Over by Region and Industry Group: Philippines, 2017

*(Values are in thousand pesos, except for number of establishments.
Details may not add-up to total due to rounding and/or statistical disclosure control.)*

2009 PSIC Code	Region/ Industry Description	Number of Establishments	Income from Non-Industrial Services Done for Others		
			Total	Rent Income from Land	Rental Income from Buildings, Warehouses and Other Structures
		(1)	(2)	(3)	(4)
PHILIPPINES		910	9,958,974	12,261	2,131,068
J581	Publishing of books, periodicals and other publishing activities	85	65,729	-	59,842
J582	Software publishing	5	2,769	-	2,769
J591	Motion picture, video and television programme activities	61	594,583	-	581,686
J592	Sound recording and music publishing activities	6	38,661	12,224	26,438
J601	Radio broadcasting	77	11,292	38	10,263
J602	Television programming and broadcasting activities	30	16,888	-	16,888
J611	Wired telecommunications activities	30	1,238,209	-	1,237,262
J612	Wireless telecommunications activities	25	317,717	-	10,850
J613	Satellite telecommunications activities	87	65,938	-	2,413
J619	Other telecommunications activities	39	203	-	20
J620	Computer programming, consultancy and related activities	405	7,520,059	-	182,583
J631	Data processing, hosting and related activities; web portals	56	77,539	-	55
J639	Other information service activities	4	9,387	-	-
National Capital Region		608	9,093,533	12,261	1,544,317
J581	Publishing of books, periodicals and other publishing activities	68	61,741	-	55,854
J582	Software publishing	4	1,549	-	1,549
J591	Motion picture, video and television programme activities	38	12,589	-	2,842
J592	Sound recording and music publishing activities	6	38,661	12,224	26,438
J601	Radio broadcasting	21	8,529	38	8,491
J602	Television programming and broadcasting activities	14	16,598	-	16,598
J611	Wired telecommunications activities	16	1,238,209	-	1,237,262
J612	Wireless telecommunications activities	20	44,245	-	10,850
J613	Satellite telecommunications activities	18	65,223	-	2,070
J619	Other telecommunications activities	30	203	-	20
J620	Computer programming, consultancy and related activities	331	7,519,114	-	182,343
J631	Data processing, hosting and related activities; web portals	39	77,484	-	-
J639	Other information service activities	3	9,387	-	-

Continued

TABLE 4a.3 - - Continued

2009 PSIC Code	Region/ Industry Description	Number of Establishments	Income from Non-Industrial Services Done for Others		
			Total	Rent Income from Land	Rental Income from Buildings, Warehouses and Other Structures
		(1)	(2)	(3)	(4)
	Cordillera Administrative Region	12	4,672	-	4,604
J581	Publishing of books, periodicals and other publishing activities	s	s	s	s
J591	Motion picture, video and television programme activities	s	s	s	s
J601	Radio broadcasting	5	876	-	809
J602	Television programming and broadcasting activities	s	s	s	s
J613	Satellite telecommunications activities	s	s	s	s
J619	Other telecommunications activities	s	s	s	s
J620	Computer programming, consultancy and related activities	s	s	s	s
	I - Ilocos Region	13	105	-	105
J591	Motion picture, video and television programme activities	s	s	s	s
J601	Radio broadcasting	s	s	s	s
J602	Television programming and broadcasting activities	s	s	s	s
J613	Satellite telecommunications activities	3	-	-	-
J619	Other telecommunications activities	s	s	s	s
J620	Computer programming, consultancy and related activities	3	-	-	-
J639	Other information service activities	s	s	s	s
	II - Cagayan Valley	8	343	-	343
J601	Radio broadcasting	s	s	s	s
J612	Wireless telecommunications activities	s	s	s	s
J613	Satellite telecommunications activities	4	343	-	343
	III - Central Luzon	32	3,455	-	-
J581	Publishing of books, periodicals and other publishing activities	s	s	s	s
J591	Motion picture, video and television programme activities	4	3,082	-	-
J601	Radio broadcasting	s	s	s	s
J602	Television programming and broadcasting activities	s	s	s	s
J611	Wired telecommunications activities	s	s	s	s
J612	Wireless telecommunications activities	s	s	s	s

Continued

TABLE 4a.3 - - Continued

2009 PSIC Code	Region/ Industry Description	Number of Establishments	Income from Non-Industrial Services Done for Others		
			Total	Rent Income from Land	Rental Income from Buildings, Warehouses and Other Structures
		(1)	(2)	(3)	(4)
J613	Satellite telecommunications activities	8	372	-	-
J619	Other telecommunications activities	s	s	s	s
J620	Computer programming, consultancy and related activities	8	-	-	-
J631	Data processing, hosting and related activities; web portals	4	-	-	-
IVA - CALABARZON		37	67	-	-
J581	Publishing of books, periodicals and other publishing activities	s	s	s	s
J591	Motion picture, video and television programme activities	7	67	-	-
J611	Wired telecommunications activities	4	-	-	-
J613	Satellite telecommunications activities	16	-	-	-
J619	Other telecommunications activities	s	s	s	s
J620	Computer programming, consultancy and related activities	5	-	-	-
J631	Data processing, hosting and related activities; web portals	s	s	s	s
MIMAROPA Region		4	-	-	-
J591	Motion picture, video and television programme activities	s	s	s	s
J611	Wired telecommunications activities	s	s	s	s
J613	Satellite telecommunications activities	s	s	s	s
J619	Other telecommunications activities	s	s	s	s
V - Bicol Region		9	6,148	-	6,148
J591	Motion picture, video and television programme activities	s	s	s	s
J601	Radio broadcasting	3	-	-	-
J611	Wired telecommunications activities	s	s	s	s
J613	Satellite telecommunications activities	s	s	s	s
J631	Data processing, hosting and related activities; web portals	s	s	s	s
VI - Western Visayas		32	470	-	470
J581	Publishing of books, periodicals and other publishing activities	4	-	-	-
J591	Motion picture, video and television programme activities	s	s	s	s

Continued

TABLE 4a.3 - - Continued

2009 PSIC Code	Region/ Industry Description	Number of Establishments	Income from Non-Industrial Services Done for Others		
			Total	Rent Income from Land	Rental Income from Buildings, Warehouses and Other Structures
		(1)	(2)	(3)	(4)
J601	Radio broadcasting	9	470	-	470
J602	Television programming and broadcasting activities	s	s	s	s
J611	Wired telecommunications activities	s	s	s	s
J613	Satellite telecommunications activities	9	-	-	-
J620	Computer programming, consultancy and related activities	4	-	-	-
J631	Data processing, hosting and related activities; web portals	s	s	s	s
	VII - Central Visayas	80	277,042	-	1,941
J581	Publishing of books, periodicals and other publishing activities	6	192	-	192
J582	Software publishing	s	s	s	s
J591	Motion picture, video and television programme activities	s	s	s	s
J601	Radio broadcasting	10	1,077	-	153
J602	Television programming and broadcasting activities	3	94	-	94
J612	Wireless telecommunications activities	s	s	s	s
J613	Satellite telecommunications activities	6	-	-	-
J619	Other telecommunications activities	3	-	-	-
J620	Computer programming, consultancy and related activities	42	945	-	240
J631	Data processing, hosting and related activities; web portals	6	42	-	42
	VIII - Eastern Visayas	6	-	-	-
J591	Motion picture, video and television programme activities	s	s	s	s
J601	Radio broadcasting	s	s	s	s
J613	Satellite telecommunications activities	s	s	s	s
J631	Data processing, hosting and related activities; web portals	s	s	s	s
	IX - Zamboanga Peninsula	3	-	-	-
J602	Television programming and broadcasting activities	s	s	s	s
J611	Wired telecommunications activities	s	s	s	s
J613	Satellite telecommunications activities	s	s	s	s

Continued

TABLE 4a.3 - - Continued

2009 PSIC Code	Region/ Industry Description	Number of Establishments	Income from Non-Industrial Services Done for Others		
			Total	Rent Income from Land	Rental Income from Buildings, Warehouses and Other Structures
		(1)	(2)	(3)	(4)
X - Northern Mindanao		15	113	-	113
J581	Publishing of books, periodicals and other publishing activities	s	s	s	s
J601	Radio broadcasting	5	113	-	113
J602	Television programming and broadcasting activities	s	s	s	s
J611	Wired telecommunications activities	s	s	s	s
J613	Satellite telecommunications activities	s	s	s	s
J619	Other telecommunications activities	s	s	s	s
J620	Computer programming, consultancy and related activities	3	-	-	-
XI - Davao Region		30	573,026	-	573,026
J581	Publishing of books, periodicals and other publishing activities	s	s	s	s
J591	Motion picture, video and television programme activities	3	572,708	-	572,708
J601	Radio broadcasting	8	227	-	227
J602	Television programming and broadcasting activities	3	91	-	91
J612	Wireless telecommunications activities	s	s	s	s
J613	Satellite telecommunications activities	6	-	-	-
J620	Computer programming, consultancy and related activities	6	-	-	-
J631	Data processing, hosting and related activities; web portals	s	s	s	s
XII - SOCCSKSARGEN		13	-	-	-
J601	Radio broadcasting	6	-	-	-
J602	Television programming and broadcasting activities	s	s	s	s
J611	Wired telecommunications activities	s	s	s	s
J613	Satellite telecommunications activities	4	-	-	-
J620	Computer programming, consultancy and related activities	s	s	s	s
XIII - Caraga		8	-	-	-
J601	Radio broadcasting	s	s	s	s
J602	Television programming and broadcasting activities	s	s	s	s
J611	Wired telecommunications activities	s	s	s	s
J613	Satellite telecommunications activities	4	-	-	-

Continued

TABLE 4a.3 - - Continued

2009 PSIC Code	Region/ Industry Description	Income from Non-Industrial Services Done for Others			
		Rental Income from Machinery and Transport Equipment	Rental Income from Office Equipment	Other Rental Income	Other Non-Industrial Services
		(5)	(6)	(7)	(8)
	PHILIPPINES	1,268	26,457	1,691,750	6,096,171
J581	Publishing of books, periodicals and other publishing activities	-	-	-	5,887
J582	Software publishing	-	-	-	-
J591	Motion picture, video and television programme activities	-	-	6,741	6,156
J592	Sound recording and music publishing activities	-	-	-	-
J601	Radio broadcasting	-	924	68	-
J602	Television programming and broadcasting activities	-	-	-	-
J611	Wired telecommunications activities	188	-	759	-
J612	Wireless telecommunications activities	-	-	33,395	273,472
J613	Satellite telecommunications activities	-	864	681	61,980
J619	Other telecommunications activities	-	-	183	-
J620	Computer programming, consultancy and related activities	1,080	24,669	1,640,536	5,671,191
J631	Data processing, hosting and related activities; web portals	-	-	-	77,484
J639	Other information service activities	-	-	9,387	-
	National Capital Region	562	25,533	1,688,599	5,822,261
J581	Publishing of books, periodicals and other publishing activities	-	-	-	5,887
J582	Software publishing	-	-	-	-
J591	Motion picture, video and television programme activities	-	-	3,659	6,089
J592	Sound recording and music publishing activities	-	-	-	-
J601	Radio broadcasting	-	-	-	-
J602	Television programming and broadcasting activities	-	-	-	-
J611	Wired telecommunications activities	188	-	759	-
J612	Wireless telecommunications activities	-	-	33,395	-
J613	Satellite telecommunications activities	-	864	680	61,609
J619	Other telecommunications activities	-	-	183	-
J620	Computer programming, consultancy and related activities	375	24,669	1,640,536	5,671,191
J631	Data processing, hosting and related activities; web portals	-	-	-	77,484
J639	Other information service activities	-	-	9,387	-

Continued

TABLE 4a.3 - - *Continued*

2009 PSIC Code	Region/ Industry Description	Income from Non-Industrial Services Done for Others			
		Rental Income from Machinery and Transport Equipment	Rental Income from Office Equipment	Other Rental Income	Other Non-Industrial Services
		(5)	(6)	(7)	(8)
	Cordillera Administrative Region	-	-	68	-
J581	Publishing of books, periodicals and other publishing activities	S	S	S	S
J591	Motion picture, video and television programme activities	S	S	S	S
J601	Radio broadcasting	-	-	68	-
J602	Television programming and broadcasting activities	S	S	S	S
J613	Satellite telecommunications activities	S	S	S	S
J619	Other telecommunications activities	S	S	S	S
J620	Computer programming, consultancy and related activities	S	S	S	S
	I - Ilocos Region	-	-	-	-
J591	Motion picture, video and television programme activities	S	S	S	S
J601	Radio broadcasting	S	S	S	S
J602	Television programming and broadcasting activities	S	S	S	S
J613	Satellite telecommunications activities	-	-	-	-
J619	Other telecommunications activities	S	S	S	S
J620	Computer programming, consultancy and related activities	-	-	-	-
J639	Other information service activities	S	S	S	S
	II - Cagayan Valley	-	-	-	-
J601	Radio broadcasting	S	S	S	S
J612	Wireless telecommunications activities	S	S	S	S
J613	Satellite telecommunications activities	-	-	-	-
	III - Central Luzon	-	-	3,084	371
J581	Publishing of books, periodicals and other publishing activities	S	S	S	S
J591	Motion picture, video and television programme activities	-	-	3,082	-
J601	Radio broadcasting	S	S	S	S
J602	Television programming and broadcasting activities	S	S	S	S
J611	Wired telecommunications activities	S	S	S	S
J612	Wireless telecommunications activities	S	S	S	S

Continued

TABLE 4a.3 - - Continued

2009 PSIC Code	Region/ Industry Description	Income from Non-Industrial Services Done for Others			
		Rental Income from Machinery and Transport Equipment	Rental Income from Office Equipment	Other Rental Income	Other Non-Industrial Services
		(5)	(6)	(7)	(8)
J613	Satellite telecommunications activities	-	-	1	371
J619	Other telecommunications activities	s	s	s	s
J620	Computer programming, consultancy and related activities	-	-	-	-
J631	Data processing, hosting and related activities; web portals	-	-	-	-
	IVA - CALABARZON	-	-	-	67
J581	Publishing of books, periodicals and other publishing activities	s	s	s	s
J591	Motion picture, video and television programme activities	-	-	-	67
J611	Wired telecommunications activities	-	-	-	-
J613	Satellite telecommunications activities	-	-	-	-
J619	Other telecommunications activities	s	s	s	s
J620	Computer programming, consultancy and related activities	-	-	-	-
J631	Data processing, hosting and related activities; web portals	s	s	s	s
	MIMAROPA Region	-	-	-	-
J591	Motion picture, video and television programme activities	s	s	s	s
J611	Wired telecommunications activities	s	s	s	s
J613	Satellite telecommunications activities	s	s	s	s
J619	Other telecommunications activities	s	s	s	s
	V - Bicol Region	-	-	-	-
J591	Motion picture, video and television programme activities	s	s	s	s
J601	Radio broadcasting	-	-	-	-
J611	Wired telecommunications activities	s	s	s	s
J613	Satellite telecommunications activities	s	s	s	s
J631	Data processing, hosting and related activities; web portals	s	s	s	s
	VI - Western Visayas	-	-	-	-
J581	Publishing of books, periodicals and other publishing activities	-	-	-	-
J591	Motion picture, video and television programme activities	s	s	s	s

Continued

TABLE 4a.3 - - Continued

2009 PSIC Code	Region/ Industry Description	Income from Non-Industrial Services Done for Others			
		Rental Income from Machinery and Transport Equipment	Rental Income from Office Equipment	Other Rental Income	Other Non-Industrial Services
		(5)	(6)	(7)	(8)
J601	Radio broadcasting	-	-	-	-
J602	Television programming and broadcasting activities	S	S	S	S
J611	Wired telecommunications activities	S	S	S	S
J613	Satellite telecommunications activities	-	-	-	-
J620	Computer programming, consultancy and related activities	-	-	-	-
J631	Data processing, hosting and related activities; web portals	S	S	S	S
	VII - Central Visayas	705	924	-	273,472
J581	Publishing of books, periodicals and other publishing activities	-	-	-	-
J582	Software publishing	S	S	S	S
J591	Motion picture, video and television programme activities	S	S	S	S
J601	Radio broadcasting	-	924	-	-
J602	Television programming and broadcasting activities	-	-	-	-
J612	Wireless telecommunications activities	S	S	S	S
J613	Satellite telecommunications activities	-	-	-	-
J619	Other telecommunications activities	-	-	-	-
J620	Computer programming, consultancy and related activities	705	-	-	-
J631	Data processing, hosting and related activities; web portals	-	-	-	-
	VIII - Eastern Visayas	-	-	-	-
J591	Motion picture, video and television programme activities	S	S	S	S
J601	Radio broadcasting	S	S	S	S
J613	Satellite telecommunications activities	S	S	S	S
J631	Data processing, hosting and related activities; web portals	S	S	S	S
	IX - Zamboanga Peninsula	-	-	-	-
J602	Television programming and broadcasting activities	S	S	S	S
J611	Wired telecommunications activities	S	S	S	S
J613	Satellite telecommunications activities	S	S	S	S

Continued

TABLE 4a.3 - - Concluded

2009 PSIC Code	Region/ Industry Description	Income from Non-Industrial Services Done for Others			
		Rental Income from Machinery and Transport Equipment	Rental Income from Office Equipment	Other Rental Income	Other Non-Industrial Services
		(5)	(6)	(7)	(8)
	X - Northern Mindanao	-	-	-	-
J581	Publishing of books, periodicals and other publishing activities	S	S	S	S
J601	Radio broadcasting	-	-	-	-
J602	Television programming and broadcasting activities	S	S	S	S
J611	Wired telecommunications activities	S	S	S	S
J613	Satellite telecommunications activities	S	S	S	S
J619	Other telecommunications activities	S	S	S	S
J620	Computer programming, consultancy and related activities	-	-	-	-
	XI - Davao Region	-	-	-	-
J581	Publishing of books, periodicals and other publishing activities	S	S	S	S
J591	Motion picture, video and television programme activities	-	-	-	-
J601	Radio broadcasting	-	-	-	-
J602	Television programming and broadcasting activities	-	-	-	-
J612	Wireless telecommunications activities	S	S	S	S
J613	Satellite telecommunications activities	-	-	-	-
J620	Computer programming, consultancy and related activities	-	-	-	-
J631	Data processing, hosting and related activities; web portals	S	S	S	S
	XII - SOCCSKSARGEN	-	-	-	-
J601	Radio broadcasting	-	-	-	-
J602	Television programming and broadcasting activities	S	S	S	S
J611	Wired telecommunications activities	S	S	S	S
J613	Satellite telecommunications activities	-	-	-	-
J620	Computer programming, consultancy and related activities	S	S	S	S
	XIII - Caraga	-	-	-	-
J601	Radio broadcasting	S	S	S	S
J602	Television programming and broadcasting activities	S	S	S	S
J611	Wired telecommunications activities	S	S	S	S
J613	Satellite telecommunications activities	-	-	-	-

TABLE 4a.4 Number of Establishments and Other Income by Type for Information and Communication Establishments with Total Employment of 20 and Over by Region and Industry Group: Philippines, 2017

*(Values are in thousand pesos, except for number of establishments.
Details may not add-up to total due to rounding and/or statistical disclosure control.)*

2009 PSIC Code	Region/ Industry Description	Number of Establishments	Other Income			
			Total	Foreign Exchange Gains	Gain from Sale of Investment and Marketable Securities	Others
		(1)	(2)	(3)	(4)	(5)
PHILIPPINES		910	25,984,838	1,325,703	191,863	24,467,272
J581	Publishing of books, periodicals and other publishing activities	85	268,780	10,868	81,760	176,153
J582	Software publishing	5	306,062	6,369	-	299,693
J591	Motion picture, video and television programme activities	61	161,869	1,783	185	159,901
J592	Sound recording and music publishing activities	6	1,355	1,312	-	42
J601	Radio broadcasting	77	212,304	105,984	14,816	91,504
J602	Television programming and broadcasting activities	30	3,346,208	29,209	25,585	3,291,414
J611	Wired telecommunications activities	30	1,844,911	40,670	16,824	1,787,416
J612	Wireless telecommunicatio ns activities	25	15,223,753	7,074	-	15,216,679
J613	Satellite telecommunications activities	87	659,776	608,536	621	50,618
J619	Other telecommunications activities	39	152,650	27	522	152,101
J620	Computer programming, consultancy and related activities	405	862,196	348,151	51,258	462,786
J631	Data processing, hosting and related activities; web portals	56	2,937,052	165,698	292	2,771,062
J639	Other information service activities	4	7,924	22	-	7,902
National Capital Region		608	25,337,045	1,275,903	188,339	23,872,803
J581	Publishing of books, periodicals and other publishing activities	68	267,184	10,624	81,743	174,818
J582	Software publishing	4	305,549	5,862	-	299,686
J591	Motion picture, video and television programme activities	38	142,163	1,783	185	140,195
J592	Sound recording and music publishing activities	6	1,355	1,312	-	42
J601	Radio broadcasting	21	183,036	105,719	14,433	62,884
J602	Television programming and broadcasting activities	14	3,065,222	26,717	24,553	3,013,952
J611	Wired telecommunications activities	16	1,843,998	40,670	16,815	1,786,513
J612	Wireless telecommunicatio ns activities	20	15,211,674	838	-	15,210,837
J613	Satellite telecommunications activities	18	656,681	608,536	102	48,044
J619	Other telecommunications activities	30	152,623	-	522	152,101
J620	Computer programming, consultancy and related activities	331	588,400	324,610	49,694	214,095
J631	Data processing, hosting and related activities; web portals	39	2,918,752	149,211	292	2,769,249
J639	Other information service activities	3	408	22	-	386

Continued

TABLE 4a.4 - - Continued

2009 PSIC Code	Region/ Industry Description	Number of Establishments	Other Income			
			Total	Foreign Exchange Gains	Gain from Sale of Investment and Marketable Securities	Others
		(1)	(2)	(3)	(4)	(5)
	Cordillera Administrative Region	12	27,850	271	-	27,580
J581	Publishing of books, periodicals and other publishing activities	s	s	s	s	s
J591	Motion picture, video and television programme activities	s	s	s	s	s
J601	Radio broadcasting	5	1	-	-	1
J602	Television programming and broadcasting activities	s	s	s	s	s
J613	Satellite telecommunications activities	s	s	s	s	s
J619	Other telecommunications activities	s	s	s	s	s
J620	Computer programming, consultancy and related activities	s	s	s	s	s
	I - Ilocos Region	13	242,249	3,509	374	238,366
J591	Motion picture, video and television programme activities	s	s	s	s	s
J601	Radio broadcasting	s	s	s	s	s
J602	Television programming and broadcasting activities	s	s	s	s	s
J613	Satellite telecommunications activities	3	-	-	-	-
J619	Other telecommunications activities	s	s	s	s	s
J620	Computer programming, consultancy and related activities	3	204,783	3,234	-	201,549
J639	Other information service activities	s	s	s	s	s
	II - Cagayan Valley	8	6,815	6,139	520	156
J601	Radio broadcasting	s	s	s	s	s
J612	Wireless telecommunications activities	s	s	s	s	s
J613	Satellite telecommunications activities	4	663	-	520	143
	III - Central Luzon	32	23,001	15,056	-	7,946
J581	Publishing of books, periodicals and other publishing activities	s	s	s	s	s
J591	Motion picture, video and television programme activities	4	2,878	-	-	2,878
J601	Radio broadcasting	s	s	s	s	s
J602	Television programming and broadcasting activities	s	s	s	s	s
J611	Wired telecommunications activities	s	s	s	s	s

Continued

TABLE 4a.4 - - Continued

2009 PSIC Code	Region/ Industry Description	Number of Establishments	Other Income			
			Total	Foreign Exchange Gains	Gain from Sale of Investment and Marketable Securities	Others
		(1)	(2)	(3)	(4)	(5)
J612	Wireless telecommunications activities	s	s	s	s	s
J613	Satellite telecommunications activities	8	248	-	-	248
J619	Other telecommunications activities	s	s	s	s	s
J620	Computer programming, consultancy and related activities	8	229	217	-	12
J631	Data processing, hosting and related activities; web portals	4	16,541	14,839	-	1,702
	IVA - CALABARZON	37	2,540	-	59	2,482
J581	Publishing of books, periodicals and other publishing activities	s	s	s	s	s
J591	Motion picture, video and television programme activities	7	64	-	-	64
J611	Wired telecommunications activities	4	846	-	9	837
J613	Satellite telecommunications activities	16	1,579	-	-	1,579
J619	Other telecommunications activities	s	s	s	s	s
J620	Computer programming, consultancy and related activities	5	51	-	50	2
J631	Data processing, hosting and related activities; web portals	s	s	s	s	s
	MIMAROPA Region	4	-	-	-	-
J591	Motion picture, video and television programme activities	s	s	s	s	s
J611	Wired telecommunications activities	s	s	s	s	s
J613	Satellite telecommunications activities	s	s	s	s	s
J619	Other telecommunications activities	s	s	s	s	s
	V - Bicol Region	9	341	315	-	26
J591	Motion picture, video and television programme activities	s	s	s	s	s
J601	Radio broadcasting	3	1	-	-	1
J611	Wired telecommunications activities	s	s	s	s	s
J613	Satellite telecommunications activities	s	s	s	s	s
J631	Data processing, hosting and related activities; web portals	s	s	s	s	s

Continued

TABLE 4a.4 - - Continued

2009 PSIC Code	Region/ Industry Description	Number of Establishments	Other Income			
			Total	Foreign Exchange Gains	Gain from Sale of Investment and Marketable Securities	Others
		(1)	(2)	(3)	(4)	(5)
VI - Western Visayas		32	70,559	614	-	69,945
J581	Publishing of books, periodicals and other publishing activities	4	-	-	-	-
J591	Motion picture, video and television programme activities	s	s	s	s	s
J601	Radio broadcasting	9	400	-	-	400
J602	Television programming and broadcasting activities	s	s	s	s	s
J611	Wired telecommunications activities	s	s	s	s	s
J613	Satellite telecommunications activities	9	-	-	-	-
J620	Computer programming, consultancy and related activities	4	-	-	-	-
J631	Data processing, hosting and related activities; web portals	s	s	s	s	s
VII - Central Visayas		80	133,684	22,796	1,865	109,023
J581	Publishing of books, periodicals and other publishing activities	6	1,593	244	17	1,333
J582	Software publishing	s	s	s	s	s
J591	Motion picture, video and television programme activities	s	s	s	s	s
J601	Radio broadcasting	10	18	-	-	18
J602	Television programming and broadcasting activities	3	58,883	527	334	58,022
J612	Wireless telecommunicatio ns activities	s	s	s	s	s
J613	Satellite telecommunications activities	6	-	-	-	-
J619	Other telecommunications activities	3	-	-	-	-
J620	Computer programming, consultancy and related activities	42	68,421	20,088	1,514	46,819
J631	Data processing, hosting and related activities; web portals	6	1,420	1,334	-	86
VIII - Eastern Visayas		6	190	-	-	190
J591	Motion picture, video and television programme activities	s	s	s	s	s
J601	Radio broadcasting	s	s	s	s	s
J613	Satellite telecommunications activities	s	s	s	s	s
J631	Data processing, hosting and related activities; web portals	s	s	s	s	s

Continued

TABLE 4a.4 - - Continued

2009 PSIC Code	Region/ Industry Description	Number of Establishments	Other Income			
			Total	Foreign Exchange Gains	Gain from Sale of Investment and Marketable Securities	Others
		(1)	(2)	(3)	(4)	(5)
	IX - Zamboanga Peninsula	3	-	-	-	-
J602	Television programming and broadcasting activities	s	s	s	s	s
J611	Wired telecommunications activities	s	s	s	s	s
J613	Satellite telecommunications activities	s	s	s	s	s
	X - Northern Mindanao	15	33,025	288	-	32,738
J581	Publishing of books, periodicals and other publishing activities	s	s	s	s	s
J601	Radio broadcasting	5	54	-	-	54
J602	Television programming and broadcasting activities	s	s	s	s	s
J611	Wired telecommunications activities	s	s	s	s	s
J613	Satellite telecommunications activities	s	s	s	s	s
J619	Other telecommunications activities	s	s	s	s	s
J620	Computer programming, consultancy and related activities	3	311	2	-	309
	XI - Davao Region	30	79,257	569	708	77,980
J581	Publishing of books, periodicals and other publishing activities	s	s	s	s	s
J591	Motion picture, video and television programme activities	3	16,764	-	-	16,764
J601	Radio broadcasting	8	955	22	383	550
J602	Television programming and broadcasting activities	3	61,513	547	324	60,641
J612	Wireless telecommunications activities	s	s	s	s	s
J613	Satellite telecommunications activities	6	25	-	-	25
J620	Computer programming, consultancy and related activities	6	-	-	-	-
J631	Data processing, hosting and related activities; web portals	s	s	s	s	s
	XII - SOCCSKSARGEN	13	28,281	243	-	28,037
J601	Radio broadcasting	6	27,824	243	-	27,580
J602	Television programming and broadcasting activities	s	s	s	s	s
J611	Wired telecommunications activities	s	s	s	s	s

Continued

TABLE 4a.4 - - *Concluded*

2009 PSIC Code	Region/ Industry Description	Number of Establishments	Other Income			
			Total	Foreign Exchange Gains	Gain from Sale of Investment and Marketable Securities	Others
			(1)	(2)	(3)	(4)
J613	Satellite telecommunications activities	4	390	-	-	390
J620	Computer programming, consultancy and related activities	s	s	s	s	s
XIII - Caraga		8	1	-	-	1
J601	Radio broadcasting	s	s	s	s	s
J602	Television programming and broadcasting activities	s	s	s	s	s
J611	Wired telecommunications activities	s	s	s	s	s
J613	Satellite telecommunications activities	4	-	-	-	-

TABLE 5a Number of Establishments and Expense by Type for Information and Communication Establishments with Total Employment of 20 and Over by Region and Industry Group: Philippines, 2017

*(Values are in thousand pesos, except for number of establishments.
Details may not add-up to total due to rounding and/or statistical disclosure control.)*

2009 PSIC Code	Region/ Industry Description	Number of Establishments	Expense		
			Total	Total Compensation	Materials and Supplies
		(1)	(2)	(3)	(4)
	PHILIPPINES	910	478,122,213	95,606,764	11,880,836
J581	Publishing of books, periodicals and other publishing activities	85	14,509,461	3,692,777	2,677,285
J582	Software publishing	5	6,734,067	2,168,990	73,631
J591	Motion picture, video and television programme activities	61	7,203,070	1,431,628	85,786
J592	Sound recording and music publishing activities	6	400,637	152,802	31,371
J601	Radio broadcasting	77	2,591,333	743,644	64,054
J602	Television programming and broadcasting activities	30	43,494,008	13,544,347	918,525
J611	Wired telecommunications activities	30	72,072,654	14,755,934	383,497
J612	Wireless telecommunicatio ns activities	25	191,922,024	11,267,042	2,405,277
J613	Satellite telecommunications activities	87	17,379,332	2,564,189	472,274
J619	Other telecommunications activities	39	6,983,190	1,770,346	536,866
J620	Computer programming, consultancy and related activities	405	104,261,074	38,347,044	3,977,362
J631	Data processing, hosting and related activities; web portals	56	9,129,656	4,830,741	239,509
J639	Other information service activities	4	1,441,706	337,280	15,399
	National Capital Region	608	452,091,139	87,180,215	10,245,326
J581	Publishing of books, periodicals and other publishing activities	68	13,471,765	3,004,622	2,615,956
J582	Software publishing	4	6,222,338	1,779,351	70,387
J591	Motion picture, video and television programme activities	38	4,960,907	1,278,144	71,294
J592	Sound recording and music publishing activities	6	400,637	152,802	31,371
J601	Radio broadcasting	21	1,721,844	430,054	34,617
J602	Television programming and broadcasting activities	14	40,942,837	12,589,919	889,338
J611	Wired telecommunications activities	16	70,979,430	14,413,305	320,581
J612	Wireless telecommunicatio ns activities	20	188,589,545	10,720,166	1,767,075
J613	Satellite telecommunications activities	18	14,547,293	1,912,444	93,097
J619	Other telecommunications activities	30	6,681,933	1,601,880	520,266
J620	Computer programming, consultancy and related activities	331	95,311,532	35,489,221	3,599,324
J631	Data processing, hosting and related activities; web portals	39	7,022,666	3,524,050	218,097
J639	Other information service activities	3	1,238,412	284,260	13,923

Continued

TABLE 5a - - Continued

2009 PSIC Code	Region/ Industry Description	Number of Establishments	Expense		
			Total	Total Compensation	Materials and Supplies
		(1)	(2)	(3)	(4)
	Cordillera Administrative Region	12	338,683	149,035	3,693
J581	Publishing of books, periodicals and other publishing activities	s	s	s	s
J591	Motion picture, video and television programme activities	s	s	s	s
J601	Radio broadcasting	5	23,878	11,548	340
J602	Television programming and broadcasting activities	s	s	s	s
J613	Satellite telecommunications activities	s	s	s	s
J619	Other telecommunications activities	s	s	s	s
J620	Computer programming, consultancy and related activities	s	s	s	s
	I - Ilocos Region	13	4,320,618	660,261	79,090
J591	Motion picture, video and television programme activities	s	s	s	s
J601	Radio broadcasting	s	s	s	s
J602	Television programming and broadcasting activities	s	s	s	s
J613	Satellite telecommunications activities	3	42,393	9,663	8,215
J619	Other telecommunications activities	s	s	s	s
J620	Computer programming, consultancy and related activities	3	3,683,864	467,869	60,416
J639	Other information service activities	s	s	s	s
	II - Cagayan Valley	8	565,260	42,116	399,656
J601	Radio broadcasting	s	s	s	s
J612	Wireless telecommunications activities	s	s	s	s
J613	Satellite telecommunications activities	4	64,239	17,651	3,360
	III - Central Luzon	32	3,211,926	916,930	356,307
J581	Publishing of books, periodicals and other publishing activities	s	s	s	s
J591	Motion picture, video and television programme activities	4	307,803	31,015	1,020
J601	Radio broadcasting	s	s	s	s
J602	Television programming and broadcasting activities	s	s	s	s
J611	Wired telecommunications activities	s	s	s	s
J612	Wireless telecommunications activities	s	s	s	s

Continued

TABLE 5a - - Continued

2009 PSIC Code	Region/ Industry Description	Number of Establishments	Expense		
			Total	Total Compensation	Materials and Supplies
		(1)	(2)	(3)	(4)
J613	Satellite telecommunications activities	8	560,384	168,395	55,239
J619	Other telecommunications activities	s	s	s	s
J620	Computer programming, consultancy and related activities	8	465,308	130,950	61,875
J631	Data processing, hosting and related activities; web portals	4	330,870	232,657	4,708
IVA - CALABARZON		37	2,320,612	629,836	176,598
J581	Publishing of books, periodicals and other publishing activities	s	s	s	s
J591	Motion picture, video and television programme activities	7	307,816	37,507	1,598
J611	Wired telecommunications activities	4	546,025	204,512	42,685
J613	Satellite telecommunications activities	16	664,104	118,424	51,271
J619	Other telecommunications activities	s	s	s	s
J620	Computer programming, consultancy and related activities	5	177,374	52,341	70,644
J631	Data processing, hosting and related activities; web portals	s	s	s	s
MIMAROPA Region		4	54,863	11,819	9,361
J591	Motion picture, video and television programme activities	s	s	s	s
J611	Wired telecommunications activities	s	s	s	s
J613	Satellite telecommunications activities	s	s	s	s
J619	Other telecommunications activities	s	s	s	s
V - Bicol Region		9	301,382	133,442	14,115
J591	Motion picture, video and television programme activities	s	s	s	s
J601	Radio broadcasting	3	17,969	4,552	3,654
J611	Wired telecommunications activities	s	s	s	s
J613	Satellite telecommunications activities	s	s	s	s
J631	Data processing, hosting and related activities; web portals	s	s	s	s
VI - Western Visayas		32	1,203,482	495,825	55,039
J581	Publishing of books, periodicals and other publishing activities	4	48,644	14,613	2,769
J591	Motion picture, video and television programme activities	s	s	s	s
J601	Radio broadcasting	9	116,934	50,901	1,074

Continued

TABLE 5a - - Continued

2009 PSIC Code	Region/ Industry Description	Number of Establishments	Expense		
			Total	Total Compensation	Materials and Supplies
		(1)	(2)	(3)	(4)
J602	Television programming and broadcasting activities	s	s	s	s
J611	Wired telecommunications activities	s	s	s	s
J613	Satellite telecommunications activities	9	241,438	83,279	48,065
J620	Computer programming, consultancy and related activities	4	47,099	26,281	1,499
J631	Data processing, hosting and related activities; web portals	s	s	s	s
VII - Central Visayas		80	9,245,399	4,351,509	437,881
J581	Publishing of books, periodicals and other publishing activities	6	861,467	628,430	38,393
J582	Software publishing	s	s	s	s
J591	Motion picture, video and television programme activities	s	s	s	s
J601	Radio broadcasting	10	96,444	36,841	2,370
J602	Television programming and broadcasting activities	3	554,857	213,900	8,244
J612	Wireless telecommunications activities	s	s	s	s
J613	Satellite telecommunications activities	6	539,483	125,515	162,109
J619	Other telecommunications activities	3	229,336	150,905	7,849
J620	Computer programming, consultancy and related activities	42	4,216,412	2,055,025	181,280
J631	Data processing, hosting and related activities; web portals	6	699,413	514,291	8,521
VIII - Eastern Visayas		6	285,119	167,860	7,021
J591	Motion picture, video and television programme activities	s	s	s	s
J601	Radio broadcasting	s	s	s	s
J613	Satellite telecommunications activities	s	s	s	s
J631	Data processing, hosting and related activities; web portals	s	s	s	s
IX - Zamboanga Peninsula		3	87,448	30,347	726
J602	Television programming and broadcasting activities	s	s	s	s
J611	Wired telecommunications activities	s	s	s	s
J613	Satellite telecommunications activities	s	s	s	s
X - Northern Mindanao		15	859,514	250,688	11,430
J581	Publishing of books, periodicals and other publishing activities	s	s	s	s
J601	Radio broadcasting	5	64,791	13,875	1,332

Continued

TABLE 5a - - Continued

2009 PSIC Code	Region/ Industry Description	Number of Establishments	Expense		
			Total	Total Compensation	Materials and Supplies
		(1)	(2)	(3)	(4)
J602	Television programming and broadcasting activities	s	s	s	s
J611	Wired telecommunications activities	s	s	s	s
J613	Satellite telecommunications activities	s	s	s	s
J619	Other telecommunications activities	s	s	s	s
J620	Computer programming, consultancy and related activities	3	244,995	60,783	411
XI - Davao Region		30	2,769,014	435,521	54,546
J581	Publishing of books, periodicals and other publishing activities	s	s	s	s
J591	Motion picture, video and television programme activities	3	1,296,024	36,509	8,852
J601	Radio broadcasting	8	249,593	81,483	16,049
J602	Television programming and broadcasting activities	3	698,057	223,746	9,012
J612	Wireless telecommunications activities	s	s	s	s
J613	Satellite telecommunications activities	6	318,009	40,702	4,698
J620	Computer programming, consultancy and related activities	6	75,286	32,527	1,451
J631	Data processing, hosting and related activities; web portals	s	s	s	s
XII - SOCCSKSARGEN		13	364,045	133,303	4,427
J601	Radio broadcasting	6	230,668	95,394	1,052
J602	Television programming and broadcasting activities	s	s	s	s
J611	Wired telecommunications activities	s	s	s	s
J613	Satellite telecommunications activities	4	55,203	7,589	2,815
J620	Computer programming, consultancy and related activities	s	s	s	s
XIII - Caraga		8	103,709	18,058	25,621
J601	Radio broadcasting	s	s	s	s
J602	Television programming and broadcasting activities	s	s	s	s
J611	Wired telecommunications activities	s	s	s	s
J613	Satellite telecommunications activities	4	74,893	11,254	22,313

Continued

TABLE 5a - - Continued

2009 PSIC Code	Region/ Industry Description	Expense				
		Real Estate Sold	Fuels, Lubricants, Oils and Greases	Electricity	Water	Industrial Service Done by Others
		(5)	(6)	(7)	(8)	(9)
	PHILIPPINES	493,619	1,027,616	13,663,152	1,655,404	26,385,061
J581	Publishing of books, periodicals and other publishing activities	-	141,227	236,753	64,894	1,316,147
J582	Software publishing	-	-	85,875	9,379	132
J591	Motion picture, video and television programme activities	492,885	25,274	180,953	37,016	797,994
J592	Sound recording and music publishing activities	-	594	6,852	1,481	20,651
J601	Radio broadcasting	-	23,955	142,797	26,995	689,534
J602	Television programming and broadcasting activities	-	91,462	2,368,004	642,279	1,630,562
J611	Wired telecommunications activities	-	201,497	1,923,846	56,836	4,934,049
J612	Wireless telecommunications activities	-	201,760	6,042,415	291,585	6,133,245
J613	Satellite telecommunications activities	734	80,658	777,036	280,043	3,212,799
J619	Other telecommunications activities	-	45,739	35,574	7,091	1,991,071
J620	Computer programming, consultancy and related activities	-	201,739	1,652,923	219,679	5,377,649
J631	Data processing, hosting and related activities; web portals	-	11,967	203,977	17,634	243,881
J639	Other information service activities	-	1,743	6,147	493	37,347
	National Capital Region	-	865,872	12,802,023	1,499,476	24,912,050
J581	Publishing of books, periodicals and other publishing activities	-	133,973	213,477	57,441	1,303,210
J582	Software publishing	-	-	53,938	7,698	132
J591	Motion picture, video and television programme activities	-	24,651	142,123	28,548	761,239
J592	Sound recording and music publishing activities	-	594	6,852	1,481	20,651
J601	Radio broadcasting	-	11,495	87,951	12,578	648,965
J602	Television programming and broadcasting activities	-	83,482	2,175,435	589,074	1,513,473
J611	Wired telecommunications activities	-	193,025	1,866,316	48,522	4,709,001
J612	Wireless telecommunications activities	-	173,713	5,987,862	272,777	6,075,028
J613	Satellite telecommunications activities	-	37,748	653,508	260,427	3,034,897
J619	Other telecommunications activities	-	42,182	24,367	5,920	1,988,078
J620	Computer programming, consultancy and related activities	-	154,643	1,456,849	203,120	4,646,649
J631	Data processing, hosting and related activities; web portals	-	10,367	128,420	11,562	198,313
J639	Other information service activities	-	-	4,925	329	12,413

Continued

TABLE 5a - - Continued

2009 PSIC Code	Region/ Industry Description	Expense				
		Real Estate Sold	Fuels, Lubricants, Oils and Greases	Electricity	Water	Industrial Service Done by Others
		(5)	(6)	(7)	(8)	(9)
	Cordillera Administrative Region	-	504	21,548	5,927	13,233
J581	Publishing of books, periodicals and other publishing activities	s	s	s	s	s
J591	Motion picture, video and television programme activities	s	s	s	s	s
J601	Radio broadcasting	-	155	2,302	518	1,019
J602	Television programming and broadcasting activities	s	s	s	s	s
J613	Satellite telecommunications activities	s	s	s	s	s
J619	Other telecommunications activities	s	s	s	s	s
J620	Computer programming, consultancy and related activities	s	s	s	s	s
	I - Ilocos Region	-	4,764	106,589	8,865	481,163
J591	Motion picture, video and television programme activities	s	s	s	s	s
J601	Radio broadcasting	s	s	s	s	s
J602	Television programming and broadcasting activities	s	s	s	s	s
J613	Satellite telecommunications activities	-	373	2,632	522	2,894
J619	Other telecommunications activities	s	s	s	s	s
J620	Computer programming, consultancy and related activities	-	1,819	80,610	1,823	437,238
J639	Other information service activities	s	s	s	s	s
	II - Cagayan Valley	734	1,515	7,111	1,180	686
J601	Radio broadcasting	s	s	s	s	s
J612	Wireless telecommunications activities	s	s	s	s	s
J613	Satellite telecommunications activities	734	1,194	4,539	767	284
	III - Central Luzon	-	32,247	155,165	28,222	100,431
J581	Publishing of books, periodicals and other publishing activities	s	s	s	s	s
J591	Motion picture, video and television programme activities	-	96	8,377	744	6,054
J601	Radio broadcasting	s	s	s	s	s
J602	Television programming and broadcasting activities	s	s	s	s	s
J611	Wired telecommunications activities	s	s	s	s	s
J612	Wireless telecommunications activities	s	s	s	s	s

Continued

TABLE 5a - - Continued

2009 PSIC Code	Region/ Industry Description	Expense				
		Real Estate Sold	Fuels, Lubricants, Oils and Greases	Electricity	Water	Industrial Service Done by Others
		(5)	(6)	(7)	(8)	(9)
J613	Satellite telecommunications activities	-	3,363	28,248	1,690	16,806
J619	Other telecommunications activities	s	s	s	s	s
J620	Computer programming, consultancy and related activities	-	1,336	40,235	6,729	14,914
J631	Data processing, hosting and related activities; web portals	-	10	15,261	729	1,138
	IVA - CALABARZON	-	18,560	62,835	9,500	192,621
J581	Publishing of books, periodicals and other publishing activities	s	s	s	s	s
J591	Motion picture, video and television programme activities	-	178	8,409	3,266	4,258
J611	Wired telecommunications activities	-	2,025	7,084	1,988	140,037
J613	Satellite telecommunications activities	-	12,381	32,342	2,975	33,535
J619	Other telecommunications activities	s	s	s	s	s
J620	Computer programming, consultancy and related activities	-	1,264	3,607	499	2,875
J631	Data processing, hosting and related activities; web portals	s	s	s	s	s
	MIMAROPA Region	-	1,247	6,253	1,422	485
J591	Motion picture, video and television programme activities	s	s	s	s	s
J611	Wired telecommunications activities	s	s	s	s	s
J613	Satellite telecommunications activities	s	s	s	s	s
J619	Other telecommunications activities	s	s	s	s	s
	V - Bicol Region	-	3,237	16,062	1,448	6,627
J591	Motion picture, video and television programme activities	s	s	s	s	s
J601	Radio broadcasting	-	234	1,252	71	613
J611	Wired telecommunications activities	s	s	s	s	s
J613	Satellite telecommunications activities	s	s	s	s	s
J631	Data processing, hosting and related activities; web portals	s	s	s	s	s
	VI - Western Visayas	-	8,083	83,626	21,718	44,988
J581	Publishing of books, periodicals and other publishing activities	-	1,069	1,449	485	1,211
J591	Motion picture, video and television programme activities	s	s	s	s	s
J601	Radio broadcasting	-	472	7,849	2,547	6,462

Continued

TABLE 5a - - Continued

2009 PSIC Code	Region/ Industry Description	Expense				
		Real Estate Sold	Fuels, Lubricants, Oils and Greases	Electricity	Water	Industrial Service Done by Others
		(5)	(6)	(7)	(8)	(9)
J602	Television programming and broadcasting activities	s	s	s	s	s
J611	Wired telecommunications activities	s	s	s	s	s
J613	Satellite telecommunications activities	-	5,504	19,284	4,158	11,803
J620	Computer programming, consultancy and related activities	-	44	1,307	110	64
J631	Data processing, hosting and related activities; web portals	s	s	s	s	s
	VII - Central Visayas	-	63,566	218,351	30,696	404,810
J581	Publishing of books, periodicals and other publishing activities	-	5,289	19,693	6,537	6,080
J582	Software publishing	s	s	s	s	s
J591	Motion picture, video and television programme activities	s	s	s	s	s
J601	Radio broadcasting	-	2,039	7,830	1,010	4,429
J602	Television programming and broadcasting activities	-	627	40,591	11,222	24,692
J612	Wireless telecommunications activities	s	s	s	s	s
J613	Satellite telecommunications activities	-	9,449	6,773	691	86,285
J619	Other telecommunications activities	-	1,114	7,634	43	465
J620	Computer programming, consultancy and related activities	-	42,259	66,002	6,738	274,647
J631	Data processing, hosting and related activities; web portals	-	612	33,327	2,361	7,017
	VIII - Eastern Visayas	-	2,220	8,706	914	29,146
J591	Motion picture, video and television programme activities	s	s	s	s	s
J601	Radio broadcasting	s	s	s	s	s
J613	Satellite telecommunications activities	s	s	s	s	s
J631	Data processing, hosting and related activities; web portals	s	s	s	s	s
	IX - Zamboanga Peninsula	-	5,607	18,458	4,979	613
J602	Television programming and broadcasting activities	s	s	s	s	s
J611	Wired telecommunications activities	s	s	s	s	s
J613	Satellite telecommunications activities	s	s	s	s	s

Continued

TABLE 5a - - Continued

2009 PSIC Code	Region/ Industry Description	Expense				
		Real Estate Sold	Fuels, Lubricants, Oils and Greases	Electricity	Water	Industrial Service Done by Others
		(5)	(6)	(7)	(8)	(9)
	X - Northern Mindanao	-	9,378	39,966	12,065	100,075
J581	Publishing of books, periodicals and other publishing activities	s	s	s	s	s
J601	Radio broadcasting	-	6,184	4,091	1,778	5,414
J602	Television programming and broadcasting activities	s	s	s	s	s
J611	Wired telecommunications activities	s	s	s	s	s
J613	Satellite telecommunications activities	s	s	s	s	s
J619	Other telecommunications activities	s	s	s	s	s
J620	Computer programming, consultancy and related activities	-	144	1,190	153	184
	XI - Davao Region	492,885	6,192	85,948	22,211	65,172
J581	Publishing of books, periodicals and other publishing activities	s	s	s	s	s
J591	Motion picture, video and television programme activities	492,885	78	15,104	3,759	21,910
J601	Radio broadcasting	-	939	8,243	2,025	8,533
J602	Television programming and broadcasting activities	-	904	43,568	11,760	27,999
J612	Wireless telecommunicatio ns activities	s	s	s	s	s
J613	Satellite telecommunications activities	-	2,004	13,890	3,556	2,933
J620	Computer programming, consultancy and related activities	-	230	2,568	387	276
J631	Data processing, hosting and related activities; web portals	s	s	s	s	s
	XII - SOCCSKSARGEN	-	1,865	25,334	6,521	16,224
J601	Radio broadcasting	-	84	20,179	5,954	11,901
J602	Television programming and broadcasting activities	s	s	s	s	s
J611	Wired telecommunications activities	s	s	s	s	s
J613	Satellite telecommunications activities	-	1,211	1,548	294	2,608
J620	Computer programming, consultancy and related activities	s	s	s	s	s
	XIII - Caraga	-	2,762	5,177	261	16,736
J601	Radio broadcasting	s	s	s	s	s
J602	Television programming and broadcasting activities	s	s	s	s	s
J611	Wired telecommunications activities	s	s	s	s	s
J613	Satellite telecommunications activities	-	1,954	2,903	97	12,915

Continued

TABLE 5a - - Continued

2009 PSIC Code	Region/ Industry Description	Expense			
		Non-Industrial Service Done by Others	Cost of Goods Sold	Interest Expense	Taxes on Products and Other Taxes on Production
		(10)	(11)	(12)	(13)
	PHILIPPINES	220,501,298	4,018,541	14,439,477	7,597,852
J581	Publishing of books, periodicals and other publishing activities	4,996,619	104,106	227,563	202,041
J582	Software publishing	4,234,711	-	1,608	41,514
J591	Motion picture, video and television programme activities	2,342,715	12,360	363,000	586,192
J592	Sound recording and music publishing activities	156,579	-	1,771	10,238
J601	Radio broadcasting	657,939	-	12,916	47,646
J602	Television programming and broadcasting activities	16,426,744	-	1,037,060	583,722
J611	Wired telecommunications activities	25,002,135	14,992	5,293,013	1,501,894
J612	Wireless telecommunications activities	110,194,981	-	5,798,249	3,374,719
J613	Satellite telecommunications activities	6,968,333	31,704	322,868	208,124
J619	Other telecommunications activities	2,086,775	234,929	55,467	72,818
J620	Computer programming, consultancy and related activities	43,580,917	3,620,450	1,245,156	872,629
J631	Data processing, hosting and related activities; web portals	2,933,089	-	29,887	63,150
J639	Other information service activities	919,761	-	50,920	33,167
	National Capital Region	212,637,285	3,959,143	13,162,032	7,159,362
J581	Publishing of books, periodicals and other publishing activities	4,816,745	96,979	226,071	196,188
J582	Software publishing	4,170,321	-	1,608	40,583
J591	Motion picture, video and television programme activities	1,605,766	12,360	154,545	435,303
J592	Sound recording and music publishing activities	156,579	-	1,771	10,238
J601	Radio broadcasting	347,080	-	3,525	33,841
J602	Television programming and broadcasting activities	15,703,046	-	960,740	551,045
J611	Wired telecommunications activities	24,748,197	-	5,287,089	1,482,708
J612	Wireless telecommunications activities	108,900,326	-	5,796,016	3,368,432
J613	Satellite telecommunications activities	6,001,730	2,731	310,120	155,461
J619	Other telecommunications activities	2,028,195	226,623	54,958	68,632
J620	Computer programming, consultancy and related activities	40,866,906	3,620,450	335,928	747,477
J631	Data processing, hosting and related activities; web portals	2,412,262	-	29,654	57,968
J639	Other information service activities	880,132	-	7	11,486

Continued

TABLE 5a - - Continued

2009 PSIC Code	Region/ Industry Description	Expense			
		Non-Industrial Service Done by Others	Cost of Goods Sold	Interest Expense	Taxes on Products and Other Taxes on Production
		(10)	(11)	(12)	(13)
	Cordillera Administrative Region	65,387	7,127	14,027	10,142
J581	Publishing of books, periodicals and other publishing activities	s	s	s	s
J591	Motion picture, video and television programme activities	s	s	s	s
J601	Radio broadcasting	5,063	-	-	632
J602	Television programming and broadcasting activities	s	s	s	s
J613	Satellite telecommunications activities	s	s	s	s
J619	Other telecommunications activities	s	s	s	s
J620	Computer programming, consultancy and related activities	s	s	s	s
	I - Ilocos Region	1,184,951	-	922,045	87,387
J591	Motion picture, video and television programme activities	s	s	s	s
J601	Radio broadcasting	s	s	s	s
J602	Television programming and broadcasting activities	s	s	s	s
J613	Satellite telecommunications activities	14,807	-	38	1,930
J619	Other telecommunications activities	s	s	s	s
J620	Computer programming, consultancy and related activities	979,420	-	863,384	57,927
J639	Other information service activities	s	s	s	s
	II - Cagayan Valley	47,335	787	1,274	4,570
J601	Radio broadcasting	s	s	s	s
J612	Wireless telecommunications activities	s	s	s	s
J613	Satellite telecommunications activities	26,133	787	1,274	2,648
	III - Central Luzon	705,221	8,831	62,141	56,317
J581	Publishing of books, periodicals and other publishing activities	s	s	s	s
J591	Motion picture, video and television programme activities	74,523	-	22,444	36,925
J601	Radio broadcasting	s	s	s	s
J602	Television programming and broadcasting activities	s	s	s	s
J611	Wired telecommunications activities	s	s	s	s
J612	Wireless telecommunications activities	s	s	s	s

Continued

TABLE 5a - - Continued

2009 PSIC Code	Region/ Industry Description	Expense			
		Non-Industrial Service Done by Others	Cost of Goods Sold	Interest Expense	Taxes on Products and Other Taxes on Production
		(10)	(11)	(12)	(13)
J613	Satellite telecommunications activities	170,050	-	1,121	13,870
J619	Other telecommunications activities	s	s	s	s
J620	Computer programming, consultancy and related activities	144,035	-	38,043	2,508
J631	Data processing, hosting and related activities; web portals	69,514	-	-	777
	IVA - CALABARZON	895,399	-	39,078	47,270
J581	Publishing of books, periodicals and other publishing activities	s	s	s	s
J591	Motion picture, video and television programme activities	121,696	-	34,729	28,620
J611	Wired telecommunications activities	112,879	-	405	4,152
J613	Satellite telecommunications activities	299,305	-	2,804	10,646
J619	Other telecommunications activities	s	s	s	s
J620	Computer programming, consultancy and related activities	37,378	-	607	2,120
J631	Data processing, hosting and related activities; web portals	s	s	s	s
	MIMAROPA Region	8,303	-	-	3,829
J591	Motion picture, video and television programme activities	s	s	s	s
J611	Wired telecommunications activities	s	s	s	s
J613	Satellite telecommunications activities	s	s	s	s
J619	Other telecommunications activities	s	s	s	s
	V - Bicol Region	101,824	-	443	5,067
J591	Motion picture, video and television programme activities	s	s	s	s
J601	Radio broadcasting	5,660	-	68	312
J611	Wired telecommunications activities	s	s	s	s
J613	Satellite telecommunications activities	s	s	s	s
J631	Data processing, hosting and related activities; web portals	s	s	s	s
	VI - Western Visayas	297,702	-	31,699	28,088
J581	Publishing of books, periodicals and other publishing activities	25,894	-	-	379
J591	Motion picture, video and television programme activities	s	s	s	s

Continued

TABLE 5a - - Continued

2009 PSIC Code	Region/ Industry Description	Expense			
		Non-Industrial Service Done by Others	Cost of Goods Sold	Interest Expense	Taxes on Products and Other Taxes on Production
		(10)	(11)	(12)	(13)
J601	Radio broadcasting	38,732	-	-	879
J602	Television programming and broadcasting activities	s	s	s	s
J611	Wired telecommunications activities	s	s	s	s
J613	Satellite telecommunications activities	53,230	-	638	6,086
J620	Computer programming, consultancy and related activities	13,578	-	-	2,731
J631	Data processing, hosting and related activities; web portals	s	s	s	s
	VII - Central Visayas	3,052,775	-	38,741	94,155
J581	Publishing of books, periodicals and other publishing activities	116,972	-	959	2,833
J582	Software publishing	s	s	s	s
J591	Motion picture, video and television programme activities	s	s	s	s
J601	Radio broadcasting	33,389	-	5	3,026
J602	Television programming and broadcasting activities	162,829	-	15,053	6,890
J612	Wireless telecommunications activities	s	s	s	s
J613	Satellite telecommunications activities	114,707	-	22	6,896
J619	Other telecommunications activities	34,336	-	50	2,203
J620	Computer programming, consultancy and related activities	1,336,358	-	5,569	54,567
J631	Data processing, hosting and related activities; web portals	92,616	-	147	1,178
	VIII - Eastern Visayas	36,380	-	11	2,144
J591	Motion picture, video and television programme activities	s	s	s	s
J601	Radio broadcasting	s	s	s	s
J613	Satellite telecommunications activities	s	s	s	s
J631	Data processing, hosting and related activities; web portals	s	s	s	s
	IX - Zamboanga Peninsula	14,354	-	4,873	2,799
J602	Television programming and broadcasting activities	s	s	s	s
J611	Wired telecommunications activities	s	s	s	s
J613	Satellite telecommunications activities	s	s	s	s

Continued

TABLE 5a - - Continued

2009 PSIC Code	Region/ Industry Description	Expense			
		Non-Industrial Service Done by Others	Cost of Goods Sold	Interest Expense	Taxes on Products and Other Taxes on Production
		(10)	(11)	(12)	(13)
	X - Northern Mindanao	289,268	14,466	15,110	16,246
J581	Publishing of books, periodicals and other publishing activities	s	s	s	s
J601	Radio broadcasting	25,118	-	1,337	2,339
J602	Television programming and broadcasting activities	s	s	s	s
J611	Wired telecommunications activities	s	s	s	s
J613	Satellite telecommunications activities	s	s	s	s
J619	Other telecommunications activities	s	s	s	s
J620	Computer programming, consultancy and related activities	168,275	-	1,285	2,865
	XI - Davao Region	1,049,820	-	140,397	73,686
J581	Publishing of books, periodicals and other publishing activities	s	s	s	s
J591	Motion picture, video and television programme activities	411,827	-	115,845	52,903
J601	Radio broadcasting	115,498	-	345	3,006
J602	Television programming and broadcasting activities	239,593	-	20,344	10,028
J612	Wireless telecommunications activities	s	s	s	s
J613	Satellite telecommunications activities	169,832	-	2,889	3,340
J620	Computer programming, consultancy and related activities	31,235	-	-	2,178
J631	Data processing, hosting and related activities; web portals	s	s	s	s
	XII - SOCCSKSARGEN	89,478	28,186	7,494	4,506
J601	Radio broadcasting	54,138	-	7,468	2,944
J602	Television programming and broadcasting activities	s	s	s	s
J611	Wired telecommunications activities	s	s	s	s
J613	Satellite telecommunications activities	2,561	28,186	16	512
J620	Computer programming, consultancy and related activities	s	s	s	s
	XIII - Caraga	25,815	-	112	2,285
J601	Radio broadcasting	s	s	s	s
J602	Television programming and broadcasting activities	s	s	s	s
J611	Wired telecommunications activities	s	s	s	s
J613	Satellite telecommunications activities	16,455	-	17	1,830

Continued

TABLE 5a - - Continued

2009 PSIC Code	Region/ Industry Description	Expense			
		Research and Development	Environmental Protection Expense	Royalty Fee	Franchise Fee
		(14)	(15)	(16)	(17)
	PHILIPPINES	27,535	3,853	1,927,387	179,545
J581	Publishing of books, periodicals and other publishing activities	-	-	119,884	-
J582	Software publishing	-	3,675	-	-
J591	Motion picture, video and television programme activities	252	-	82,374	-
J592	Sound recording and music publishing activities	-	-	6,647	-
J601	Radio broadcasting	20	-	2,996	11
J602	Television programming and broadcasting activities	-	-	370,655	-
J611	Wired telecommunications activities	15	-	-	4,000
J612	Wireless telecommunications activities	-	-	247,509	1,511
J613	Satellite telecommunications activities	50	-	19,268	7,216
J619	Other telecommunications activities	4,459	-	-	-
J620	Computer programming, consultancy and related activities	22,187	178	968,002	166,807
J631	Data processing, hosting and related activities; web portals	553	-	110,052	-
J639	Other information service activities	-	-	-	-
	National Capital Region	11,110	3,853	1,727,311	172,758
J581	Publishing of books, periodicals and other publishing activities	-	-	118,783	-
J582	Software publishing	-	3,675	-	-
J591	Motion picture, video and television programme activities	252	-	13,979	-
J592	Sound recording and music publishing activities	-	-	6,647	-
J601	Radio broadcasting	-	-	-	-
J602	Television programming and broadcasting activities	-	-	340,695	-
J611	Wired telecommunications activities	-	-	-	4,000
J612	Wireless telecommunications activities	-	-	169,506	1,511
J613	Satellite telecommunications activities	-	-	-	440
J619	Other telecommunications activities	4,459	-	-	-
J620	Computer programming, consultancy and related activities	5,847	178	967,648	166,807
J631	Data processing, hosting and related activities; web portals	553	-	110,052	-
J639	Other information service activities	-	-	-	-

Continued

TABLE 5a - - Continued

2009 PSIC Code	Region/ Industry Description	Expense			
		Research and Development	Environmental Protection Expense	Royalty Fee	Franchise Fee
		(14)	(15)	(16)	(17)
	Cordillera Administrative Region	-	-	2,996	-
J581	Publishing of books, periodicals and other publishing activities	S	S	S	S
J591	Motion picture, video and television programme activities	S	S	S	S
J601	Radio broadcasting	-	-	-	-
J602	Television programming and broadcasting activities	S	S	S	S
J613	Satellite telecommunications activities	S	S	S	S
J619	Other telecommunications activities	S	S	S	S
J620	Computer programming, consultancy and related activities	S	S	S	S
	I - Ilocos Region	-	-	3,126	-
J591	Motion picture, video and television programme activities	S	S	S	S
J601	Radio broadcasting	S	S	S	S
J602	Television programming and broadcasting activities	S	S	S	S
J613	Satellite telecommunications activities	-	-	-	-
J619	Other telecommunications activities	S	S	S	S
J620	Computer programming, consultancy and related activities	-	-	-	-
J639	Other information service activities	S	S	S	S
	II - Cagayan Valley	20	-	-	-
J601	Radio broadcasting	S	S	S	S
J612	Wireless telecommunications activities	S	S	S	S
J613	Satellite telecommunications activities	-	-	-	-
	III - Central Luzon	557	-	68,395	-
J581	Publishing of books, periodicals and other publishing activities	S	S	S	S
J591	Motion picture, video and television programme activities	-	-	68,395	-
J601	Radio broadcasting	S	S	S	S
J602	Television programming and broadcasting activities	S	S	S	S
J611	Wired telecommunications activities	S	S	S	S
J612	Wireless telecommunications activities	S	S	S	S

Continued

TABLE 5a - - Continued

2009 PSIC Code	Region/ Industry Description	Expense			
		Research and Development	Environmental Protection Expense	Royalty Fee	Franchise Fee
		(14)	(15)	(16)	(17)
J613	Satellite telecommunications activities	-	-	-	-
J619	Other telecommunications activities	s	s	s	s
J620	Computer programming, consultancy and related activities	557	-	-	-
J631	Data processing, hosting and related activities; web portals	-	-	-	-
	IVA - CALABARZON	462	-	1,101	-
J581	Publishing of books, periodicals and other publishing activities	s	s	s	s
J591	Motion picture, video and television programme activities	-	-	-	-
J611	Wired telecommunications activities	15	-	-	-
J613	Satellite telecommunications activities	-	-	-	-
J619	Other telecommunications activities	s	s	s	s
J620	Computer programming, consultancy and related activities	447	-	-	-
J631	Data processing, hosting and related activities; web portals	s	s	s	s
	MIMAROPA Region	-	-	-	-
J591	Motion picture, video and television programme activities	s	s	s	s
J611	Wired telecommunications activities	s	s	s	s
J613	Satellite telecommunications activities	s	s	s	s
J619	Other telecommunications activities	s	s	s	s
	V - Bicol Region	-	-	-	-
J591	Motion picture, video and television programme activities	s	s	s	s
J601	Radio broadcasting	-	-	-	-
J611	Wired telecommunications activities	s	s	s	s
J613	Satellite telecommunications activities	s	s	s	s
J631	Data processing, hosting and related activities; web portals	s	s	s	s
	VI - Western Visayas	50	-	7,555	-
J581	Publishing of books, periodicals and other publishing activities	-	-	-	-
J591	Motion picture, video and television programme activities	s	s	s	s

Continued

TABLE 5a - - Continued

2009 PSIC Code	Region/ Industry Description	Expense			
		Research and Development	Environmental Protection Expense	Royalty Fee	Franchise Fee
		(14)	(15)	(16)	(17)
J601	Radio broadcasting	-	-	-	-
J602	Television programming and broadcasting activities	s	s	s	s
J611	Wired telecommunications activities	s	s	s	s
J613	Satellite telecommunications activities	50	-	-	-
J620	Computer programming, consultancy and related activities	-	-	-	-
J631	Data processing, hosting and related activities; web portals	s	s	s	s
	VII - Central Visayas	15,337	-	84,610	-
J581	Publishing of books, periodicals and other publishing activities	-	-	-	-
J582	Software publishing	s	s	s	s
J591	Motion picture, video and television programme activities	s	s	s	s
J601	Radio broadcasting	-	-	-	-
J602	Television programming and broadcasting activities	-	-	6,252	-
J612	Wireless telecommunications activities	s	s	s	s
J613	Satellite telecommunications activities	-	-	-	-
J619	Other telecommunications activities	-	-	-	-
J620	Computer programming, consultancy and related activities	15,337	-	354	-
J631	Data processing, hosting and related activities; web portals	-	-	-	-
	VIII - Eastern Visayas	-	-	-	-
J591	Motion picture, video and television programme activities	s	s	s	s
J601	Radio broadcasting	s	s	s	s
J613	Satellite telecommunications activities	s	s	s	s
J631	Data processing, hosting and related activities; web portals	s	s	s	s
	IX - Zamboanga Peninsula	-	-	-	3,763
J602	Television programming and broadcasting activities	s	s	s	s
J611	Wired telecommunications activities	s	s	s	s
J613	Satellite telecommunications activities	s	s	s	s

Continued

TABLE 5a - - Continued

2009 PSIC Code	Region/ Industry Description	Expense			
		Research and Development	Environmental Protection Expense	Royalty Fee	Franchise Fee
		(14)	(15)	(16)	(17)
	X - Northern Mindanao	-	-	22,785	-
J581	Publishing of books, periodicals and other publishing activities	S	S	S	S
J601	Radio broadcasting	-	-	-	-
J602	Television programming and broadcasting activities	S	S	S	S
J611	Wired telecommunications activities	S	S	S	S
J613	Satellite telecommunications activities	S	S	S	S
J619	Other telecommunications activities	S	S	S	S
J620	Computer programming, consultancy and related activities	-	-	-	-
	XI - Davao Region	-	-	6,513	26
J581	Publishing of books, periodicals and other publishing activities	S	S	S	S
J591	Motion picture, video and television programme activities	-	-	-	-
J601	Radio broadcasting	-	-	-	11
J602	Television programming and broadcasting activities	-	-	6,513	-
J612	Wireless telecommunications activities	S	S	S	S
J613	Satellite telecommunications activities	-	-	-	15
J620	Computer programming, consultancy and related activities	-	-	-	-
J631	Data processing, hosting and related activities; web portals	S	S	S	S
	XII - SOCCSKSARGEN	-	-	2,996	2,998
J601	Radio broadcasting	-	-	2,996	-
J602	Television programming and broadcasting activities	S	S	S	S
J611	Wired telecommunications activities	S	S	S	S
J613	Satellite telecommunications activities	-	-	-	2,998
J620	Computer programming, consultancy and related activities	S	S	S	S
	XIII - Caraga	-	-	-	-
J601	Radio broadcasting	S	S	S	S
J602	Television programming and broadcasting activities	S	S	S	S
J611	Wired telecommunications activities	S	S	S	S
J613	Satellite telecommunications activities	-	-	-	-

Continued

TABLE 5a - - Continued

2009 PSIC Code	Region/ Industry Description	Expense			
		Payouts	Amortization	Depreciation	Other Expense
		(18)	(19)	(20)	(21)
	PHILIPPINES	-	8,806,543	53,979,374	15,928,355
J581	Publishing of books, periodicals and other publishing activities	-	143,474	379,869	206,823
J582	Software publishing	-	9,769	55,514	49,268
J591	Motion picture, video and television programme activities	-	53,060	610,997	100,584
J592	Sound recording and music publishing activities	-	1,629	7,376	2,647
J601	Radio broadcasting	-	20,339	113,394	45,091
J602	Television programming and broadcasting activities	-	1,890,282	2,876,363	1,114,005
J611	Wired telecommunications activities	-	728,283	15,040,404	2,232,260
J612	Wireless telecommunications activities	-	5,050,757	30,407,781	10,505,193
J613	Satellite telecommunications activities	-	44,086	2,014,437	375,512
J619	Other telecommunications activities	-	3,595	60,608	77,854
J620	Computer programming, consultancy and related activities	-	794,602	2,086,386	1,127,363
J631	Data processing, hosting and related activities; web portals	-	65,594	311,098	68,525
J639	Other information service activities	-	1,073	15,148	23,230
	National Capital Region	-	8,001,786	52,371,897	15,379,641
J581	Publishing of books, periodicals and other publishing activities	-	142,098	372,572	173,651
J582	Software publishing	-	9,769	35,607	49,268
J591	Motion picture, video and television programme activities	-	53,060	308,592	71,051
J592	Sound recording and music publishing activities	-	1,629	7,376	2,647
J601	Radio broadcasting	-	11,450	72,758	27,531
J602	Television programming and broadcasting activities	-	1,789,990	2,696,820	1,059,780
J611	Wired telecommunications activities	-	722,109	14,964,244	2,220,333
J612	Wireless telecommunications activities	-	5,048,536	29,988,479	10,320,120
J613	Satellite telecommunications activities	-	19,075	1,727,455	338,162
J619	Other telecommunications activities	-	3,356	56,016	57,001
J620	Computer programming, consultancy and related activities	-	151,026	1,915,402	984,056
J631	Data processing, hosting and related activities; web portals	-	48,614	218,987	53,767
J639	Other information service activities	-	1,073	7,588	22,274

Continued

TABLE 5a - - Continued

2009 PSIC Code	Region/ Industry Description	Expense			
		Payouts	Amortization	Depreciation	Other Expense
		(18)	(19)	(20)	(21)
	Cordillera Administrative Region	-	7,858	30,459	6,747
J581	Publishing of books, periodicals and other publishing activities	s	s	s	s
J591	Motion picture, video and television programme activities	s	s	s	s
J601	Radio broadcasting	-	-	2,185	116
J602	Television programming and broadcasting activities	s	s	s	s
J613	Satellite telecommunications activities	s	s	s	s
J619	Other telecommunications activities	s	s	s	s
J620	Computer programming, consultancy and related activities	s	s	s	s
	I - Ilocos Region	-	641,937	44,308	96,133
J591	Motion picture, video and television programme activities	s	s	s	s
J601	Radio broadcasting	s	s	s	s
J602	Television programming and broadcasting activities	s	s	s	s
J613	Satellite telecommunications activities	-	-	1,305	14
J619	Other telecommunications activities	s	s	s	s
J620	Computer programming, consultancy and related activities	-	633,252	11,221	88,887
J639	Other information service activities	s	s	s	s
	II - Cagayan Valley	-	1	18,824	39,450
J601	Radio broadcasting	s	s	s	s
J612	Wireless telecommunications activities	s	s	s	s
J613	Satellite telecommunications activities	-	-	3,444	1,424
	III - Central Luzon	-	7,669	560,115	153,378
J581	Publishing of books, periodicals and other publishing activities	s	s	s	s
J591	Motion picture, video and television programme activities	-	-	52,257	5,953
J601	Radio broadcasting	s	s	s	s
J602	Television programming and broadcasting activities	s	s	s	s
J611	Wired telecommunications activities	s	s	s	s
J612	Wireless telecommunications activities	s	s	s	s

Continued

TABLE 5a - - Continued

2009 PSIC Code	Region/ Industry Description	Expense			
		Payouts	Amortization	Depreciation	Other Expense
		(18)	(19)	(20)	(21)
J613	Satellite telecommunications activities	-	82	87,257	14,263
J619	Other telecommunications activities	s	s	s	s
J620	Computer programming, consultancy and related activities	-	3,672	17,156	3,300
J631	Data processing, hosting and related activities; web portals	-	1,409	3,163	1,504
	IVA - CALABARZON	-	27,776	203,124	16,454
J581	Publishing of books, periodicals and other publishing activities	s	s	s	s
J591	Motion picture, video and television programme activities	-	-	58,326	9,229
J611	Wired telecommunications activities	-	-	24,326	5,917
J613	Satellite telecommunications activities	-	21,634	78,454	332
J619	Other telecommunications activities	s	s	s	s
J620	Computer programming, consultancy and related activities	-	30	4,624	939
J631	Data processing, hosting and related activities; web portals	s	s	s	s
	MIMAROPA Region	-	-	2,118	10,024
J591	Motion picture, video and television programme activities	s	s	s	s
J611	Wired telecommunications activities	s	s	s	s
J613	Satellite telecommunications activities	s	s	s	s
J619	Other telecommunications activities	s	s	s	s
	V - Bicol Region	-	4,768	11,112	3,238
J591	Motion picture, video and television programme activities	s	s	s	s
J601	Radio broadcasting	-	-	1,085	470
J611	Wired telecommunications activities	s	s	s	s
J613	Satellite telecommunications activities	s	s	s	s
J631	Data processing, hosting and related activities; web portals	s	s	s	s
	VI - Western Visayas	-	20,635	88,516	19,959
J581	Publishing of books, periodicals and other publishing activities	-	560	195	20
J591	Motion picture, video and television programme activities	s	s	s	s

Continued

TABLE 5a - - Continued

2009 PSIC Code	Region/ Industry Description	Expense			
		Payouts	Amortization	Depreciation	Other Expense
		(18)	(19)	(20)	(21)
J601	Radio broadcasting	-	-	4,405	3,613
J602	Television programming and broadcasting activities	s	s	s	s
J611	Wired telecommunications activities	s	s	s	s
J613	Satellite telecommunications activities	-	-	8,905	438
J620	Computer programming, consultancy and related activities	-	405	477	604
J631	Data processing, hosting and related activities; web portals	s	s	s	s
	VII - Central Visayas	-	32,273	273,688	147,008
J581	Publishing of books, periodicals and other publishing activities	-	786	2,983	32,514
J582	Software publishing	s	s	s	s
J591	Motion picture, video and television programme activities	s	s	s	s
J601	Radio broadcasting	-	521	1,810	3,175
J602	Television programming and broadcasting activities	-	16,766	36,939	10,852
J612	Wireless telecommunications activities	s	s	s	s
J613	Satellite telecommunications activities	-	641	23,977	2,416
J619	Other telecommunications activities	-	239	3,778	20,719
J620	Computer programming, consultancy and related activities	-	5,962	128,930	43,383
J631	Data processing, hosting and related activities; web portals	-	7,358	21,813	10,174
	VIII - Eastern Visayas	-	-	29,952	764
J591	Motion picture, video and television programme activities	s	s	s	s
J601	Radio broadcasting	s	s	s	s
J613	Satellite telecommunications activities	s	s	s	s
J631	Data processing, hosting and related activities; web portals	s	s	s	s
	IX - Zamboanga Peninsula	-	-	565	364
J602	Television programming and broadcasting activities	s	s	s	s
J611	Wired telecommunications activities	s	s	s	s
J613	Satellite telecommunications activities	s	s	s	s

Continued

TABLE 5a - - Concluded

2009 PSIC Code	Region/ Industry Description	Expense			
		Payouts	Amortization	Depreciation	Other Expense
		(18)	(19)	(20)	(21)
	X - Northern Mindanao	-	15,336	46,220	16,482
J581	Publishing of books, periodicals and other publishing activities	s	s	s	s
J601	Radio broadcasting	-	-	1,571	1,753
J602	Television programming and broadcasting activities	s	s	s	s
J611	Wired telecommunications activities	s	s	s	s
J613	Satellite telecommunications activities	s	s	s	s
J619	Other telecommunications activities	s	s	s	s
J620	Computer programming, consultancy and related activities	-	-	5,947	3,757
	XI - Davao Region	-	38,697	264,069	33,330
J581	Publishing of books, periodicals and other publishing activities	s	s	s	s
J591	Motion picture, video and television programme activities	-	-	131,528	4,825
J601	Radio broadcasting	-	568	10,627	2,267
J602	Television programming and broadcasting activities	-	37,926	51,132	15,530
J612	Wireless telecommunications activities	s	s	s	s
J613	Satellite telecommunications activities	-	8	65,949	8,193
J620	Computer programming, consultancy and related activities	-	195	2,034	2,205
J631	Data processing, hosting and related activities; web portals	s	s	s	s
	XII - SOCCSKSARGEN	-	7,800	27,561	5,352
J601	Radio broadcasting	-	7,800	15,667	5,091
J602	Television programming and broadcasting activities	s	s	s	s
J611	Wired telecommunications activities	s	s	s	s
J613	Satellite telecommunications activities	-	-	4,806	57
J620	Computer programming, consultancy and related activities	s	s	s	s
	XIII - Caraga	-	7	6,845	31
J601	Radio broadcasting	s	s	s	s
J602	Television programming and broadcasting activities	s	s	s	s
J611	Wired telecommunications activities	s	s	s	s
J613	Satellite telecommunications activities	-	-	5,135	20

TABLE 5a.2 Number of Establishments and Expense for Industrial Services Done by Others by Type for Information and Communication Establishments with Total Employment of 20 and Over by Region and Industry Group: Philippines, 2017

(Value in thousand pesos. Details may not add-up to total due to rounding and/or statistical disclosure control)

2009 PSIC Code	Region/ Industry Description	Number of Establishments	Industrial Services Done by Others		
			Total	Contract and Commission Work Done by Others	Repairs, maintenance and Installation
		(1)	(2)	(3)	(4)
	PHILIPPINES	910	26,385,061	2,308,787	24,076,274
J581	Publishing of books, periodicals and other publishing activities	85	1,316,147	20,015	1,296,132
J582	Software publishing	5	132	-	132
J591	Motion picture, video and television programme activities	61	797,994	211,091	586,903
J592	Sound recording and music publishing activities	6	20,651	3,381	17,270
J601	Radio broadcasting	77	689,534	700	688,834
J602	Television programming and broadcasting activities	30	1,630,562	543	1,630,019
J611	Wired telecommunications activities	30	4,934,049	2,152	4,931,896
J612	Wireless telecommunicatio ns activities	25	6,133,245	121	6,133,124
J613	Satellite telecommunications activities	87	3,212,799	15,820	3,196,979
J619	Other telecommunications activities	39	1,991,071	1,375,804	615,266
J620	Computer programming, consultancy and related activities	405	5,377,649	566,379	4,811,270
J631	Data processing, hosting and related activities; web portals	56	243,881	112,781	131,100
J639	Other information service activities	4	37,347	-	37,347
	National Capital Region	608	24,912,050	2,234,208	22,677,842
J581	Publishing of books, periodicals and other publishing activities	68	1,303,210	20,015	1,283,195
J582	Software publishing	4	132	-	132
J591	Motion picture, video and television programme activities	38	761,239	211,091	550,149
J592	Sound recording and music publishing activities	6	20,651	3,381	17,270
J601	Radio broadcasting	21	648,965	700	648,265
J602	Television programming and broadcasting activities	14	1,513,473	-	1,513,473
J611	Wired telecommunications activities	16	4,709,001	-	4,709,001
J612	Wireless telecommunicatio ns activities	20	6,075,028	121	6,074,906
J613	Satellite telecommunications activities	18	3,034,897	235	3,034,662
J619	Other telecommunications activities	30	1,988,078	1,375,804	612,273
J620	Computer programming, consultancy and related activities	331	4,646,649	510,080	4,136,569
J631	Data processing, hosting and related activities; web portals	39	198,313	112,781	85,531
J639	Other information service activities	3	12,413	-	12,413

Continued

TABLE 5a.2 - - Continued

2009 PSIC Code	Region/ Industry Description	Number of Establishments	Industrial Services Done by Others		
			Total	Contract and Commission Work Done by Others	Repairs, maintenance and Installation
		(1)	(2)	(3)	(4)
	Cordillera Administrative Region	12	13,233	-	13,233
J581	Publishing of books, periodicals and other publishing activities	s	s	s	s
J591	Motion picture, video and television programme activities	s	s	s	s
J601	Radio broadcasting	5	1,019	-	1,019
J602	Television programming and broadcasting activities	s	s	s	s
J613	Satellite telecommunications activities	s	s	s	s
J619	Other telecommunications activities	s	s	s	s
J620	Computer programming, consultancy and related activities	s	s	s	s
	I - Ilocos Region	13	481,163	-	481,163
J591	Motion picture, video and television programme activities	s	s	s	s
J601	Radio broadcasting	s	s	s	s
J602	Television programming and broadcasting activities	s	s	s	s
J613	Satellite telecommunications activities	3	2,894	-	2,894
J619	Other telecommunications activities	s	s	s	s
J620	Computer programming, consultancy and related activities	3	437,238	-	437,238
J639	Other information service activities	s	s	s	s
	II - Cagayan Valley	8	686	-	686
J601	Radio broadcasting	s	s	s	s
J612	Wireless telecommunications activities	s	s	s	s
J613	Satellite telecommunications activities	4	284	-	284
	III - Central Luzon	32	100,431	1,514	98,917
J581	Publishing of books, periodicals and other publishing activities	s	s	s	s
J591	Motion picture, video and television programme activities	4	6,054	-	6,054
J601	Radio broadcasting	s	s	s	s
J602	Television programming and broadcasting activities	s	s	s	s
J611	Wired telecommunications activities	s	s	s	s
J612	Wireless telecommunications activities	s	s	s	s

Continued

TABLE 5a.2 - - Continued

2009 PSIC Code	Region/ Industry Description	Number of Establishments	Industrial Services Done by Others		
			Total	Contract and Commission Work Done by Others	Repairs, maintenance and Installation
		(1)	(2)	(3)	(4)
J613	Satellite telecommunications activities	8	16,806	645	16,161
J619	Other telecommunications activities	s	s	s	s
J620	Computer programming, consultancy and related activities	8	14,914	869	14,045
J631	Data processing, hosting and related activities; web portals	4	1,138	-	1,138
IVA - CALABARZON		37	192,621	14,443	178,178
J581	Publishing of books, periodicals and other publishing activities	s	s	s	s
J591	Motion picture, video and television programme activities	7	4,258	-	4,258
J611	Wired telecommunications activities	4	140,037	58	139,979
J613	Satellite telecommunications activities	16	33,535	12,824	20,711
J619	Other telecommunications activities	s	s	s	s
J620	Computer programming, consultancy and related activities	5	2,875	1,560	1,315
J631	Data processing, hosting and related activities; web portals	s	s	s	s
MIMAROPA Region		4	485	-	485
J591	Motion picture, video and television programme activities	s	s	s	s
J611	Wired telecommunications activities	s	s	s	s
J613	Satellite telecommunications activities	s	s	s	s
J619	Other telecommunications activities	s	s	s	s
V - Bicol Region		9	6,627	-	6,627
J591	Motion picture, video and television programme activities	s	s	s	s
J601	Radio broadcasting	3	613	-	613
J611	Wired telecommunications activities	s	s	s	s
J613	Satellite telecommunications activities	s	s	s	s
J631	Data processing, hosting and related activities; web portals	s	s	s	s
VI - Western Visayas		32	44,988	-	44,988
J581	Publishing of books, periodicals and other publishing activities	4	1,211	-	1,211
J591	Motion picture, video and television programme activities	s	s	s	s
J601	Radio broadcasting	9	6,462	-	6,462

Continued

TABLE 5a.2 - - *Continued*

2009 PSIC Code	Region/ Industry Description	Number of Establishments	Industrial Services Done by Others		
			Total	Contract and Commission Work Done by Others	Repairs, maintenance and Installation
		(1)	(2)	(3)	(4)
J602	Television programming and broadcasting activities	s	s	s	s
J611	Wired telecommunications activities	s	s	s	s
J613	Satellite telecommunications activities	9	11,803	-	11,803
J620	Computer programming, consultancy and related activities	4	64	-	64
J631	Data processing, hosting and related activities; web portals	s	s	s	s
VII - Central Visayas		80	404,810	53,870	350,940
J581	Publishing of books, periodicals and other publishing activities	6	6,080	-	6,080
J582	Software publishing	s	s	s	s
J591	Motion picture, video and television programme activities	s	s	s	s
J601	Radio broadcasting	10	4,429	-	4,429
J602	Television programming and broadcasting activities	3	24,692	-	24,692
J612	Wireless telecommunications activities	s	s	s	s
J613	Satellite telecommunications activities	6	86,285	-	86,285
J619	Other telecommunications activities	3	465	-	465
J620	Computer programming, consultancy and related activities	42	274,647	53,870	220,777
J631	Data processing, hosting and related activities; web portals	6	7,017	-	7,017
VIII - Eastern Visayas		6	29,146	-	29,146
J591	Motion picture, video and television programme activities	s	s	s	s
J601	Radio broadcasting	s	s	s	s
J613	Satellite telecommunications activities	s	s	s	s
J631	Data processing, hosting and related activities; web portals	s	s	s	s
IX - Zamboanga Peninsula		3	613	-	613
J602	Television programming and broadcasting activities	s	s	s	s
J611	Wired telecommunications activities	s	s	s	s
J613	Satellite telecommunications activities	s	s	s	s

Continued

TABLE 5a.2 - - *Concluded*

2009 PSIC Code	Region/ Industry Description	Number of Establishments	Industrial Services Done by Others		
			Total	Contract and Commission Work Done by Others	Repairs, maintenance and Installation
		(1)	(2)	(3)	(4)
	X - Northern Mindanao	15	100,075	-	100,075
J581	Publishing of books, periodicals and other publishing activities	s	s	s	s
J601	Radio broadcasting	5	5,414	-	5,414
J602	Television programming and broadcasting activities	s	s	s	s
J611	Wired telecommunications activities	s	s	s	s
J613	Satellite telecommunications activities	s	s	s	s
J619	Other telecommunications activities	s	s	s	s
J620	Computer programming, consultancy and related activities	3	184	-	184
	XI - Davao Region	30	65,172	-	65,172
J581	Publishing of books, periodicals and other publishing activities	s	s	s	s
J591	Motion picture, video and television programme activities	3	21,910	-	21,910
J601	Radio broadcasting	8	8,533	-	8,533
J602	Television programming and broadcasting activities	3	27,999	-	27,999
J612	Wireless telecommunications activities	s	s	s	s
J613	Satellite telecommunications activities	6	2,933	-	2,933
J620	Computer programming, consultancy and related activities	6	276	-	276
J631	Data processing, hosting and related activities; web portals	s	s	s	s
	XII - SOCCSKSARGEN	13	16,224	-	16,224
J601	Radio broadcasting	6	11,901	-	11,901
J602	Television programming and broadcasting activities	s	s	s	s
J611	Wired telecommunications activities	s	s	s	s
J613	Satellite telecommunications activities	4	2,608	-	2,608
J620	Computer programming, consultancy and related activities	s	s	s	s
	XIII - Caraga	8	16,736	4,752	11,984
J601	Radio broadcasting	s	s	s	s
J602	Television programming and broadcasting activities	s	s	s	s
J611	Wired telecommunications activities	s	s	s	s
J613	Satellite telecommunications activities	4	12,915	2,115	10,800

TABLE 5a.3 Number of Establishments and Expense for Non-Industrial Services Done by Others by Type for Information and Communication Establishments with Total Employment of 20 and Over by Region and Industry Group: Philippines, 2017

*(Values are in thousand pesos, except for number of establishments.
Details may not add-up to total due to rounding and/or statistical disclosure control.)*

2009 PSIC Code	Region/ Industry Description	Number of Establishments	Non-Industrial Services Done by Others	
			Total	Rent Expense from Land
		(1)	(2)	(3)
	PHILIPPINES	910	220,501,298	1,657,176
J581	Publishing of books, periodicals and other publishing activities	85	4,996,619	5,746
J582	Software publishing	5	4,234,711	-
J591	Motion picture, video and television programme activities	61	2,342,715	-
J592	Sound recording and music publishing activities	6	156,579	-
J601	Radio broadcasting	77	657,939	2,761
J602	Television programming and broadcasting activities	30	16,426,744	1,085,793
J611	Wired telecommunications activities	30	25,002,135	377,362
J612	Wireless telecommunicatio ns activities	25	110,194,981	38,728
J613	Satellite telecommunications activities	87	6,968,333	10,277
J619	Other telecommunications activities	39	2,086,775	65,750
J620	Computer programming, consultancy and related activities	405	43,580,917	51,856
J631	Data processing, hosting and related activities; web portals	56	2,933,089	16,258
J639	Other information service activities	4	919,761	2,645
	National Capital Region	608	212,637,285	1,585,446
J581	Publishing of books, periodicals and other publishing activities	68	4,816,745	5,746
J582	Software publishing	4	4,170,321	-
J591	Motion picture, video and television programme activities	38	1,605,766	-
J592	Sound recording and music publishing activities	6	156,579	-
J601	Radio broadcasting	21	347,080	-
J602	Television programming and broadcasting activities	14	15,703,046	1,082,247
J611	Wired telecommunications activities	16	24,748,197	374,367
J612	Wireless telecommunicatio ns activities	20	108,900,326	-
J613	Satellite telecommunications activities	18	6,001,730	1,627
J619	Other telecommunications activities	30	2,028,195	65,750
J620	Computer programming, consultancy and related activities	331	40,866,906	36,806
J631	Data processing, hosting and related activities; web portals	39	2,412,262	16,258
J639	Other information service activities	3	880,132	2,645

Continued

TABLE 5a.3 - - *Continued*

2009 PSIC Code	Region/ Industry Description	Number of Establishments	Non-Industrial Services Done by Others	
			Total	Rent Expense from Land
		(1)	(2)	(3)
	Cordillera Administrative Region	12	65,387	-
J581	Publishing of books, periodicals and other publishing activities	s	s	s
J591	Motion picture, video and television programme activities	s	s	s
J601	Radio broadcasting	5	5,063	-
J602	Television programming and broadcasting activities	s	s	s
J613	Satellite telecommunications activities	s	s	s
J619	Other telecommunications activities	s	s	s
J620	Computer programming, consultancy and related activities	s	s	s
	I - Ilocos Region	13	1,184,951	1,283
J591	Motion picture, video and television programme activities	s	s	s
J601	Radio broadcasting	s	s	s
J602	Television programming and broadcasting activities	s	s	s
J613	Satellite telecommunications activities	3	14,807	-
J619	Other telecommunications activities	s	s	s
J620	Computer programming, consultancy and related activities	3	979,420	-
J639	Other information service activities	s	s	s
	II - Cagayan Valley	8	47,335	7
J601	Radio broadcasting	s	s	s
J612	Wireless telecommunications activities	s	s	s
J613	Satellite telecommunications activities	4	26,133	-
	III - Central Luzon	32	705,221	62,428
J581	Publishing of books, periodicals and other publishing activities	s	s	s
J591	Motion picture, video and television programme activities	4	74,523	-
J601	Radio broadcasting	s	s	s
J602	Television programming and broadcasting activities	s	s	s
J611	Wired telecommunications activities	s	s	s
J612	Wireless telecommunications activities	s	s	s

Continued

TABLE 5a.3 - - Continued

2009 PSIC Code	Region/ Industry Description	Number of Establishments	Non-Industrial Services Done by Others	
			Total	Rent Expense from Land
		(1)	(2)	(3)
J613	Satellite telecommunications activities	8	170,050	8,650
J619	Other telecommunications activities	s	s	s
J620	Computer programming, consultancy and related activities	8	144,035	15,050
J631	Data processing, hosting and related activities; web portals	4	69,514	-
	IVA - CALABARZON	37	895,399	1,066
J581	Publishing of books, periodicals and other publishing activities	s	s	s
J591	Motion picture, video and television programme activities	7	121,696	-
J611	Wired telecommunications activities	4	112,879	1,066
J613	Satellite telecommunications activities	16	299,305	-
J619	Other telecommunications activities	s	s	s
J620	Computer programming, consultancy and related activities	5	37,378	-
J631	Data processing, hosting and related activities; web portals	s	s	s
	MIMAROPA Region	4	8,303	-
J591	Motion picture, video and television programme activities	s	s	s
J611	Wired telecommunications activities	s	s	s
J613	Satellite telecommunications activities	s	s	s
J619	Other telecommunications activities	s	s	s
	V - Bicol Region	9	101,824	-
J591	Motion picture, video and television programme activities	s	s	s
J601	Radio broadcasting	3	5,660	-
J611	Wired telecommunications activities	s	s	s
J613	Satellite telecommunications activities	s	s	s
J631	Data processing, hosting and related activities; web portals	s	s	s
	VI - Western Visayas	32	297,702	2,901
J581	Publishing of books, periodicals and other publishing activities	4	25,894	-
J591	Motion picture, video and television programme activities	s	s	s
J601	Radio broadcasting	9	38,732	1,436

Continued

TABLE 5a.3 - - *Continued*

2009 PSIC Code	Region/ Industry Description	Number of Establishments	Non-Industrial Services Done by Others	
			Total	Rent Expense from Land
		(1)	(2)	(3)
J602	Television programming and broadcasting activities	s	s	s
J611	Wired telecommunications activities	s	s	s
J613	Satellite telecommunications activities	9	53,230	-
J620	Computer programming, consultancy and related activities	4	13,578	-
J631	Data processing, hosting and related activities; web portals	s	s	s
VII - Central Visayas		80	3,052,775	1,148
J581	Publishing of books, periodicals and other publishing activities	6	116,972	-
J582	Software publishing	s	s	s
J591	Motion picture, video and television programme activities	s	s	s
J601	Radio broadcasting	10	33,389	-
J602	Television programming and broadcasting activities	3	162,829	1,148
J612	Wireless telecommunications activities	s	s	s
J613	Satellite telecommunications activities	6	114,707	-
J619	Other telecommunications activities	3	34,336	-
J620	Computer programming, consultancy and related activities	42	1,336,358	-
J631	Data processing, hosting and related activities; web portals	6	92,616	-
VIII - Eastern Visayas		6	36,380	-
J591	Motion picture, video and television programme activities	s	s	s
J601	Radio broadcasting	s	s	s
J613	Satellite telecommunications activities	s	s	s
J631	Data processing, hosting and related activities; web portals	s	s	s
IX - Zamboanga Peninsula		3	14,354	-
J602	Television programming and broadcasting activities	s	s	s
J611	Wired telecommunications activities	s	s	s
J613	Satellite telecommunications activities	s	s	s

Continued

TABLE 5a.3 - - *Continued*

2009 PSIC Code	Region/ Industry Description	Number of Establishments	Non-Industrial Services Done by Others	
			Total	Rent Expense from Land
		(1)	(2)	(3)
	X - Northern Mindanao	15	289,268	465
J581	Publishing of books, periodicals and other publishing activities	s	s	s
J601	Radio broadcasting	5	25,118	-
J602	Television programming and broadcasting activities	s	s	s
J611	Wired telecommunications activities	s	s	s
J613	Satellite telecommunications activities	s	s	s
J619	Other telecommunications activities	s	s	s
J620	Computer programming, consultancy and related activities	3	168,275	-
	XI - Davao Region	30	1,049,820	2,432
J581	Publishing of books, periodicals and other publishing activities	s	s	s
J591	Motion picture, video and television programme activities	3	411,827	-
J601	Radio broadcasting	8	115,498	1,317
J602	Television programming and broadcasting activities	3	239,593	1,115
J612	Wireless telecommunications activities	s	s	s
J613	Satellite telecommunications activities	6	169,832	-
J620	Computer programming, consultancy and related activities	6	31,235	-
J631	Data processing, hosting and related activities; web portals	s	s	s
	XII - SOCCSKSARGEN	13	89,478	-
J601	Radio broadcasting	6	54,138	-
J602	Television programming and broadcasting activities	s	s	s
J611	Wired telecommunications activities	s	s	s
J613	Satellite telecommunications activities	4	2,561	-
J620	Computer programming, consultancy and related activities	s	s	s
	XIII - Caraga	8	25,815	-
J601	Radio broadcasting	s	s	s
J602	Television programming and broadcasting activities	s	s	s
J611	Wired telecommunications activities	s	s	s
J613	Satellite telecommunications activities	4	16,455	-

Continued

TABLE 5a.3 - - *Continued*

2009 PSIC Code	Region/ Industry Description	Non-Industrial Services Done by Others			
		Rental Expense for Buildings, Warehouses and Other Structures	Rental Expense for Machinery and Transport Equipment	Rental Expense for Office Equipment	Other Rental Expense
		(4)	(5)	(6)	(7)
	PHILIPPINES	17,350,113	462,919	264,397	9,769,649
J581	Publishing of books, periodicals and other publishing activities	309,638	5,502	127	-
J582	Software publishing	186,461	-	-	-
J591	Motion picture, video and television programme activities	324,732	2,679	-	226,675
J592	Sound recording and music publishing activities	22,124	-	1,035	-
J601	Radio broadcasting	93,308	318	715	163
J602	Television programming and broadcasting activities	2,962,157	51,504	253	-
J611	Wired telecommunications activities	286,341	1,654	590	4,428,730
J612	Wireless telecommunicatio ns activities	6,330,844	374,766	137,826	4,640,634
J613	Satellite telecommunications activities	836,593	11,870	914	343,231
J619	Other telecommunications activities	154,954	2,687	868	3,447
J620	Computer programming, consultancy and related activities	5,339,651	9,422	39,851	64,645
J631	Data processing, hosting and related activities; web portals	469,115	-	80,664	62,123
J639	Other information service activities	34,196	2,517	1,555	-
	National Capital Region	16,293,432	447,298	250,075	9,493,525
J581	Publishing of books, periodicals and other publishing activities	280,557	5,502	127	-
J582	Software publishing	156,407	-	-	-
J591	Motion picture, video and television programme activities	278,299	2,679	-	137,620
J592	Sound recording and music publishing activities	22,124	-	1,035	-
J601	Radio broadcasting	43,023	-	715	163
J602	Television programming and broadcasting activities	2,753,252	50,404	253	-
J611	Wired telecommunications activities	195,406	38	144	4,425,656
J612	Wireless telecommunicatio ns activities	6,262,638	374,766	137,806	4,640,634
J613	Satellite telecommunications activities	762,558	1,840	791	215,470
J619	Other telecommunications activities	135,603	2,687	868	3,447
J620	Computer programming, consultancy and related activities	5,015,962	9,384	26,299	47,447
J631	Data processing, hosting and related activities; web portals	358,732	-	80,482	23,087
J639	Other information service activities	28,872	-	1,555	

Continued

TABLE 5a.3 - - *Continued*

2009 PSIC Code	Region/ Industry Description	Non-Industrial Services Done by Others			
		Rental Expense for Buildings, Warehouses and Other Structures	Rental Expense for Machinery and Transport Equipment	Rental Expense for Office Equipment	Other Rental Expense
		(4)	(5)	(6)	(7)
	Cordillera Administrative Region	21,079	-	-	3,143
J581	Publishing of books, periodicals and other publishing activities	S	S	S	S
J591	Motion picture, video and television programme activities	S	S	S	S
J601	Radio broadcasting	736	-	-	-
J602	Television programming and broadcasting activities	S	S	S	S
J613	Satellite telecommunications activities	S	S	S	S
J619	Other telecommunications activities	S	S	S	S
J620	Computer programming, consultancy and related activities	S	S	S	S
	I - Ilocos Region	62,486	2,517	3,393	2,439
J591	Motion picture, video and television programme activities	S	S	S	S
J601	Radio broadcasting	S	S	S	S
J602	Television programming and broadcasting activities	S	S	S	S
J613	Satellite telecommunications activities	2,738	-	-	492
J619	Other telecommunications activities	S	S	S	S
J620	Computer programming, consultancy and related activities	21,968	-	3,393	1,221
J639	Other information service activities	S	S	S	S
	II - Cagayan Valley	5,188	21	20	-
J601	Radio broadcasting	S	S	S	S
J612	Wireless telecommunications activities	S	S	S	S
J613	Satellite telecommunications activities	-	-	-	-
	III - Central Luzon	89,618	601	-	30,069
J581	Publishing of books, periodicals and other publishing activities	S	S	S	S
J591	Motion picture, video and television programme activities	6,551	-	-	10,663
J601	Radio broadcasting	S	S	S	S
J602	Television programming and broadcasting activities	S	S	S	S
J611	Wired telecommunications activities	S	S	S	S
J612	Wireless telecommunications activities	S	S	S	S

Continued

TABLE 5a.3 - - Continued

2009 PSIC Code	Region/ Industry Description	Non-Industrial Services Done by Others			
		Rental Expense for Buildings, Warehouses and Other Structures	Rental Expense for Machinery and Transport Equipment	Rental Expense for Office Equipment	Other Rental Expense
		(4)	(5)	(6)	(7)
J613	Satellite telecommunications activities	5,567	601	-	17,443
J619	Other telecommunications activities	s	s	s	s
J620	Computer programming, consultancy and related activities	16,022	-	-	1,963
J631	Data processing, hosting and related activities; web portals	21,735	-	-	-
	IVA - CALABARZON	102,927	9,494	182	164,949
J581	Publishing of books, periodicals and other publishing activities	s	s	s	s
J591	Motion picture, video and television programme activities	14,865	-	-	38,181
J611	Wired telecommunications activities	55,312	65	-	-
J613	Satellite telecommunications activities	12,678	9,429	-	87,733
J619	Other telecommunications activities	s	s	s	s
J620	Computer programming, consultancy and related activities	4,909	-	-	-
J631	Data processing, hosting and related activities; web portals	s	s	s	s
	MIMAROPA Region	2,867	-	-	442
J591	Motion picture, video and television programme activities	s	s	s	s
J611	Wired telecommunications activities	s	s	s	s
J613	Satellite telecommunications activities	s	s	s	s
J619	Other telecommunications activities	s	s	s	s
	V - Bicol Region	9,449	-	-	14,029
J591	Motion picture, video and television programme activities	s	s	s	s
J601	Radio broadcasting	575	-	-	-
J611	Wired telecommunications activities	s	s	s	s
J613	Satellite telecommunications activities	s	s	s	s
J631	Data processing, hosting and related activities; web portals	s	s	s	s
	VI - Western Visayas	66,804	-	104	11,306
J581	Publishing of books, periodicals and other publishing activities	921	-	-	-
J591	Motion picture, video and television programme activities	s	s	s	s

Continued

TABLE 5a.3 - - *Continued*

2009 PSIC Code	Region/ Industry Description	Non-Industrial Services Done by Others			
		Rental Expense for Buildings, Warehouses and Other Structures	Rental Expense for Machinery and Transport Equipment	Rental Expense for Office Equipment	Other Rental Expense
		(4)	(5)	(6)	(7)
J601	Radio broadcasting	6,061	-	-	-
J602	Television programming and broadcasting activities	s	s	s	s
J611	Wired telecommunications activities	s	s	s	s
J613	Satellite telecommunications activities	6,452	-	104	5,021
J620	Computer programming, consultancy and related activities	4,313	-	-	-
J631	Data processing, hosting and related activities; web portals	s	s	s	s
	VII - Central Visayas	542,519	336	10,159	24,777
J581	Publishing of books, periodicals and other publishing activities	18,775	-	-	-
J582	Software publishing	s	s	s	s
J591	Motion picture, video and television programme activities	s	s	s	s
J601	Radio broadcasting	4,617	298	-	-
J602	Television programming and broadcasting activities	46,623	-	-	-
J612	Wireless telecommunications activities	s	s	s	s
J613	Satellite telecommunications activities	29,850	-	-	3,486
J619	Other telecommunications activities	14,005	-	-	-
J620	Computer programming, consultancy and related activities	271,186	38	10,159	13,884
J631	Data processing, hosting and related activities; web portals	51,169	-	-	-
	VIII - Eastern Visayas	18,479	-	-	1,362
J591	Motion picture, video and television programme activities	s	s	s	s
J601	Radio broadcasting	s	s	s	s
J613	Satellite telecommunications activities	s	s	s	s
J631	Data processing, hosting and related activities; web portals	s	s	s	s
	IX - Zamboanga Peninsula	3,025	-	-	1,045
J602	Television programming and broadcasting activities	s	s	s	s
J611	Wired telecommunications activities	s	s	s	s
J613	Satellite telecommunications activities	s	s	s	s

Continued

TABLE 5a.3 - - *Continued*

2009 PSIC Code	Region/ Industry Description	Non-Industrial Services Done by Others			
		Rental Expense for Buildings, Warehouses and Other Structures	Rental Expense for Machinery and Transport Equipment	Rental Expense for Office Equipment	Other Rental Expense
		(4)	(5)	(6)	(7)
	X - Northern Mindanao	29,881	1,551	446	6,203
J581	Publishing of books, periodicals and other publishing activities	s	s	s	s
J601	Radio broadcasting	3,077	-	-	-
J602	Television programming and broadcasting activities	s	s	s	s
J611	Wired telecommunications activities	s	s	s	s
J613	Satellite telecommunications activities	s	s	s	s
J619	Other telecommunications activities	s	s	s	s
J620	Computer programming, consultancy and related activities	1,120	-	-	-
	XI - Davao Region	80,733	1,100	20	15,450
J581	Publishing of books, periodicals and other publishing activities	s	s	s	s
J591	Motion picture, video and television programme activities	5,310	-	-	8,642
J601	Radio broadcasting	15,437	-	-	-
J602	Television programming and broadcasting activities	50,732	1,100	-	-
J612	Wireless telecommunications activities	s	s	s	s
J613	Satellite telecommunications activities	3,409	-	20	6,808
J620	Computer programming, consultancy and related activities	3,375	-	-	-
J631	Data processing, hosting and related activities; web portals	s	s	s	s
	XII - SOCCSKSARGEN	20,657	-	-	527
J601	Radio broadcasting	18,598	-	-	-
J602	Television programming and broadcasting activities	s	s	s	s
J611	Wired telecommunications activities	s	s	s	s
J613	Satellite telecommunications activities	166	-	-	-
J620	Computer programming, consultancy and related activities	s	s	s	s
	XIII - Caraga	968	-	-	382
J601	Radio broadcasting	s	s	s	s
J602	Television programming and broadcasting activities	s	s	s	s
J611	Wired telecommunications activities	s	s	s	s
J613	Satellite telecommunications activities	227	-	-	382

Continued

TABLE 5a.3 - - *Continued*

2009 PSIC Code	Region/ Industry Description	Non-Industrial Services Done by Others			
		Communication Expense	Insurance Expense	Transport Service Expense	Other Non-Industrial Service Done by Others
		(8)	(9)	(10)	(11)
	PHILIPPINES	4,219,683	2,555,747	2,576,405	181,645,209
J581	Publishing of books, periodicals and other publishing activities	136,023	53,825	443,090	4,042,668
J582	Software publishing	26,541	800	370	4,020,539
J591	Motion picture, video and television programme activities	39,446	30,638	43,135	1,675,411
J592	Sound recording and music publishing activities	4,399	3,232	1,026	124,763
J601	Radio broadcasting	27,856	5,555	31,456	495,808
J602	Television programming and broadcasting activities	431,956	63,243	453,197	11,378,640
J611	Wired telecommunications activities	535,675	667,269	19,613	18,684,901
J612	Wireless telecommunicatio ns activities	1,351,775	1,222,761	689,209	95,408,439
J613	Satellite telecommunications activities	146,750	36,169	235,281	5,347,246
J619	Other telecommunications activities	50,225	8,737	41,363	1,758,744
J620	Computer programming, consultancy and related activities	1,250,805	370,824	608,799	35,845,064
J631	Data processing, hosting and related activities; web portals	203,704	67,992	6,071	2,027,163
J639	Other information service activities	14,527	24,701	3,795	835,824
	National Capital Region	3,745,763	2,423,910	2,406,014	175,991,823
J581	Publishing of books, periodicals and other publishing activities	125,574	51,953	441,041	3,906,247
J582	Software publishing	26,541	559	370	3,986,445
J591	Motion picture, video and television programme activities	37,337	18,545	42,871	1,088,414
J592	Sound recording and music publishing activities	4,399	3,232	1,026	124,763
J601	Radio broadcasting	18,570	2,466	21,293	260,850
J602	Television programming and broadcasting activities	401,397	61,213	415,684	10,938,597
J611	Wired telecommunications activities	515,292	653,707	7,958	18,575,628
J612	Wireless telecommunicatio ns activities	1,349,557	1,211,535	637,043	94,286,347
J613	Satellite telecommunications activities	92,719	19,140	204,794	4,702,792
J619	Other telecommunications activities	32,616	8,591	38,938	1,739,695
J620	Computer programming, consultancy and related activities	975,366	313,848	590,385	33,851,409
J631	Data processing, hosting and related activities; web portals	154,242	55,688	3,816	1,719,957
J639	Other information service activities	12,153	23,433	796	810,679

Continued

TABLE 5a.3 - - *Continued*

2009 PSIC Code	Region/ Industry Description	Non-Industrial Services Done by Others			
		Communication Expense	Insurance Expense	Transport Service Expense	Other Non-Industrial Service Done by Others
		(8)	(9)	(10)	(11)
	Cordillera Administrative Region	4,263	847	3,900	32,156
J581	Publishing of books, periodicals and other publishing activities	s	s	s	s
J591	Motion picture, video and television programme activities	s	s	s	s
J601	Radio broadcasting	371	80	174	3,702
J602	Television programming and broadcasting activities	s	s	s	s
J613	Satellite telecommunications activities	s	s	s	s
J619	Other telecommunications activities	s	s	s	s
J620	Computer programming, consultancy and related activities	s	s	s	s
	I - Ilocos Region	103,604	22,675	10,140	976,413
J591	Motion picture, video and television programme activities	s	s	s	s
J601	Radio broadcasting	s	s	s	s
J602	Television programming and broadcasting activities	s	s	s	s
J613	Satellite telecommunications activities	37	99	-	11,440
J619	Other telecommunications activities	s	s	s	s
J620	Computer programming, consultancy and related activities	96,705	20,738	3,328	832,066
J639	Other information service activities	s	s	s	s
	II - Cagayan Valley	1,050	448	1,473	39,129
J601	Radio broadcasting	s	s	s	s
J612	Wireless telecommunications activities	s	s	s	s
J613	Satellite telecommunications activities	457	437	150	25,090
	III - Central Luzon	59,119	21,727	32,624	409,036
J581	Publishing of books, periodicals and other publishing activities	s	s	s	s
J591	Motion picture, video and television programme activities	38	2,722	-	54,549
J601	Radio broadcasting	s	s	s	s
J602	Television programming and broadcasting activities	s	s	s	s
J611	Wired telecommunications activities	s	s	s	s
J612	Wireless telecommunications activities	s	s	s	s

Continued

TABLE 5a.3 - - Continued

2009 PSIC Code	Region/ Industry Description	Non-Industrial Services Done by Others			
		Communication Expense	Insurance Expense	Transport Service Expense	Other Non-Industrial Service Done by Others
		(8)	(9)	(10)	(11)
J613	Satellite telecommunications activities	22,439	3,380	5,207	106,764
J619	Other telecommunications activities	s	s	s	s
J620	Computer programming, consultancy and related activities	3,981	747	3,116	103,155
J631	Data processing, hosting and related activities; web portals	29,759	2,970	521	14,528
	IVA - CALABARZON	19,334	11,500	12,067	573,880
J581	Publishing of books, periodicals and other publishing activities	s	s	s	s
J591	Motion picture, video and television programme activities	-	3,018	-	65,633
J611	Wired telecommunications activities	13,214	2,353	6,641	34,229
J613	Satellite telecommunications activities	2,025	5,143	450	181,847
J619	Other telecommunications activities	s	s	s	s
J620	Computer programming, consultancy and related activities	1,301	378	2,163	28,627
J631	Data processing, hosting and related activities; web portals	s	s	s	s
	MIMAROPA Region	99	76	110	4,709
J591	Motion picture, video and television programme activities	s	s	s	s
J611	Wired telecommunications activities	s	s	s	s
J613	Satellite telecommunications activities	s	s	s	s
J619	Other telecommunications activities	s	s	s	s
	V - Bicol Region	4,443	1,152	459	72,292
J591	Motion picture, video and television programme activities	s	s	s	s
J601	Radio broadcasting	644	78	116	4,247
J611	Wired telecommunications activities	s	s	s	s
J613	Satellite telecommunications activities	s	s	s	s
J631	Data processing, hosting and related activities; web portals	s	s	s	s
	VI - Western Visayas	11,959	9,112	13,451	182,065
J581	Publishing of books, periodicals and other publishing activities	403	154	392	24,023
J591	Motion picture, video and television programme activities	s	s	s	s
J601	Radio broadcasting	1,152	111	2,020	27,952

Continued

TABLE 5a.3 - - *Continued*

2009 PSIC Code	Region/ Industry Description	Non-Industrial Services Done by Others			
		Communication Expense	Insurance Expense	Transport Service Expense	Other Non-Industrial Service Done by Others
		(8)	(9)	(10)	(11)
J602	Television programming and broadcasting activities	s	s	s	s
J611	Wired telecommunications activities	s	s	s	s
J613	Satellite telecommunications activities	1,467	2,501	2,002	35,683
J620	Computer programming, consultancy and related activities	1,930	-	-	7,335
J631	Data processing, hosting and related activities; web portals	s	s	s	s
VII - Central Visayas		230,364	46,774	69,545	2,127,153
J581	Publishing of books, periodicals and other publishing activities	8,463	1,107	1,135	87,491
J582	Software publishing	s	s	s	s
J591	Motion picture, video and television programme activities	s	s	s	s
J601	Radio broadcasting	1,462	678	1,343	24,991
J602	Television programming and broadcasting activities	6,390	375	7,495	100,797
J612	Wireless telecommunications activities	s	s	s	s
J613	Satellite telecommunications activities	18,951	2,125	21,749	38,546
J619	Other telecommunications activities	16,148	140	1,026	3,017
J620	Computer programming, consultancy and related activities	165,449	33,128	9,432	833,082
J631	Data processing, hosting and related activities; web portals	12,127	3,479	358	25,482
VIII - Eastern Visayas		2,898	552	254	12,836
J591	Motion picture, video and television programme activities	s	s	s	s
J601	Radio broadcasting	s	s	s	s
J613	Satellite telecommunications activities	s	s	s	s
J631	Data processing, hosting and related activities; web portals	s	s	s	s
IX - Zamboanga Peninsula		2,722	158	98	7,305
J602	Television programming and broadcasting activities	s	s	s	s
J611	Wired telecommunications activities	s	s	s	s
J613	Satellite telecommunications activities	s	s	s	s

Continued

TABLE 5a.3 - - *Concluded*

2009 PSIC Code	Region/ Industry Description	Non-Industrial Services Done by Others			
		Communication Expense	Insurance Expense	Transport Service Expense	Other Non-Industrial Service Done by Others
		(8)	(9)	(10)	(11)
	X - Northern Mindanao	8,424	9,526	10,158	222,614
J581	Publishing of books, periodicals and other publishing activities	s	s	s	s
J601	Radio broadcasting	621	1,219	905	19,295
J602	Television programming and broadcasting activities	s	s	s	s
J611	Wired telecommunications activities	s	s	s	s
J613	Satellite telecommunications activities	s	s	s	s
J619	Other telecommunications activities	s	s	s	s
J620	Computer programming, consultancy and related activities	2,156	577	130	164,293
	XI - Davao Region	21,935	6,395	10,906	910,849
J581	Publishing of books, periodicals and other publishing activities	s	s	s	s
J591	Motion picture, video and television programme activities	1,755	2,713	-	393,406
J601	Radio broadcasting	1,779	503	666	95,796
J602	Television programming and broadcasting activities	7,595	952	9,022	169,077
J612	Wireless telecommunications activities	s	s	s	s
J613	Satellite telecommunications activities	6,432	296	20	152,847
J620	Computer programming, consultancy and related activities	3,110	1,408	201	23,141
J631	Data processing, hosting and related activities; web portals	s	s	s	s
	XII - SOCCSKSARGEN	3,216	334	4,906	59,838
J601	Radio broadcasting	2,725	115	4,565	28,135
J602	Television programming and broadcasting activities	s	s	s	s
J611	Wired telecommunications activities	s	s	s	s
J613	Satellite telecommunications activities	264	16	79	2,035
J620	Computer programming, consultancy and related activities	s	s	s	s
	XIII - Caraga	491	562	299	23,113
J601	Radio broadcasting	s	s	s	s
J602	Television programming and broadcasting activities	s	s	s	s
J611	Wired telecommunications activities	s	s	s	s
J613	Satellite telecommunications activities	294	323	83	15,147

TABLE 5a.4 Number of Establishments and Cost of Goods Sold for Information and Communication Establishments with Total Employment of 20 and Over by Region and Industry Group: Philippines, 2017

*(Values are in thousand pesos, except for number of establishments.
Details may not add-up to total due to rounding and/or statistical disclosure control.)*

2009 PSIC Code	Region/ Industry Description	Number of Establishments	Cost of Goods Sold	Goods for Resale Inventories, Beginning	Goods Purchased for Resale	Goods for Resale Inventories, Ending
		(1)	(2)	(3)	(4)	(5)
PHILIPPINES		910	4,018,541	547,149	3,870,320	398,929
J581	Publishing of books, periodicals and other publishing activities	85	104,106	86,119	62,285	44,298
J582	Software publishing	5	-	-	-	-
J591	Motion picture, video and television programme activities	61	12,360	1,275	12,693	1,609
J592	Sound recording and music publishing activities	6	-	-	-	-
J601	Radio broadcasting	77	-	-	-	-
J602	Television programming and broadcasting activities	30	-	-	-	-
J611	Wired telecommunications activities	30	14,992	19,675	-	4,683
J612	Wireless telecommunicatio ns activities	25	-	-	-	-
J613	Satellite telecommunications activities	87	31,704	20,581	44,795	33,672
J619	Other telecommunications activities	39	234,929	10,459	235,796	11,326
J620	Computer programming, consultancy and related activities	405	3,620,450	409,040	3,514,751	303,341
J631	Data processing, hosting and related activities; web portals	56	-	-	-	-
J639	Other information service activities	4	-	-	-	-
National Capital Region		608	3,959,143	518,645	3,827,140	386,642
J581	Publishing of books, periodicals and other publishing activities	68	96,979	84,880	54,761	42,662
J582	Software publishing	4	-	-	-	-
J591	Motion picture, video and television programme activities	38	12,360	1,275	12,693	1,609
J592	Sound recording and music publishing activities	6	-	-	-	-
J601	Radio broadcasting	21	-	-	-	-
J602	Television programming and broadcasting activities	14	-	-	-	-
J611	Wired telecommunications activities	16	-	-	-	-
J612	Wireless telecommunicatio ns activities	20	-	-	-	-
J613	Satellite telecommunications activities	18	2,731	14,746	17,519	29,534
J619	Other telecommunications activities	30	226,623	8,704	227,415	9,496
J620	Computer programming, consultancy and related activities	331	3,620,450	409,040	3,514,751	303,341
J631	Data processing, hosting and related activities; web portals	39	-	-	-	-
J639	Other information service activities	3	-	-	-	-

Continued

TABLE 5a.4 - - *Continued*

2009 PSIC Code	Region/ Industry Description	Number of Establishments	Cost of Goods Sold	Goods for Resale Inventories, Beginning	Goods Purchased for Resale	Goods for Resale Inventories, Ending
		(1)	(2)	(3)	(4)	(5)
	Cordillera Administrative Region	12	7,127	1,239	7,524	1,636
J581	Publishing of books, periodicals and other publishing activities	s	s	s	s	s
J591	Motion picture, video and television programme activities	s	s	s	s	s
J601	Radio broadcasting	5	-	-	-	-
J602	Television programming and broadcasting activities	s	s	s	s	s
J613	Satellite telecommunications activities	s	s	s	s	s
J619	Other telecommunications activities	s	s	s	s	s
J620	Computer programming, consultancy and related activities	s	s	s	s	s
	I - Ilocos Region	13	-	-	-	-
J591	Motion picture, video and television programme activities	s	s	s	s	s
J601	Radio broadcasting	s	s	s	s	s
J602	Television programming and broadcasting activities	s	s	s	s	s
J613	Satellite telecommunications activities	3	-	-	-	-
J619	Other telecommunications activities	s	s	s	s	s
J620	Computer programming, consultancy and related activities	3	-	-	-	-
J639	Other information service activities	s	s	s	s	s
	II - Cagayan Valley	8	787	1,129	982	1,323
J601	Radio broadcasting	s	s	s	s	s
J612	Wireless telecommunications activities	s	s	s	s	s
J613	Satellite telecommunications activities	4	787	1,129	982	1,323
	III - Central Luzon	32	8,831	5,168	8,380	4,717
J581	Publishing of books, periodicals and other publishing activities	s	s	s	s	s
J591	Motion picture, video and television programme activities	4	-	-	-	-
J601	Radio broadcasting	s	s	s	s	s
J602	Television programming and broadcasting activities	s	s	s	s	s
J611	Wired telecommunications activities	s	s	s	s	s
J612	Wireless telecommunications activities	s	s	s	s	s

Continued

TABLE 5a.4 - - Continued

2009 PSIC Code	Region/ Industry Description	Number of Establishments	Cost of Goods Sold	Goods for Resale Inventories, Beginning	Goods Purchased for Resale	Goods for Resale Inventories, Ending
		(1)	(2)	(3)	(4)	(5)
J613	Satellite telecommunications activities	8	-	-	-	-
J619	Other telecommunications activities	s	s	s	s	s
J620	Computer programming, consultancy and related activities	8	-	-	-	-
J631	Data processing, hosting and related activities; web portals	4	-	-	-	-
IVA - CALABARZON		37	-	-	-	-
J581	Publishing of books, periodicals and other publishing activities	s	s	s	s	s
J591	Motion picture, video and television programme activities	7	-	-	-	-
J611	Wired telecommunications activities	4	-	-	-	-
J613	Satellite telecommunications activities	16	-	-	-	-
J619	Other telecommunications activities	s	s	s	s	s
J620	Computer programming, consultancy and related activities	5	-	-	-	-
J631	Data processing, hosting and related activities; web portals	s	s	s	s	s
MIMAROPA Region		4	-	-	-	-
J591	Motion picture, video and television programme activities	s	s	s	s	s
J611	Wired telecommunications activities	s	s	s	s	s
J613	Satellite telecommunications activities	s	s	s	s	s
J619	Other telecommunications activities	s	s	s	s	s
V - Bicol Region		9	-	-	-	-
J591	Motion picture, video and television programme activities	s	s	s	s	s
J601	Radio broadcasting	3	-	-	-	-
J611	Wired telecommunications activities	s	s	s	s	s
J613	Satellite telecommunications activities	s	s	s	s	s
J631	Data processing, hosting and related activities; web portals	s	s	s	s	s
VI - Western Visayas		32	-	-	-	-
J581	Publishing of books, periodicals and other publishing activities	4	-	-	-	-
J591	Motion picture, video and television programme activities	s	s	s	s	s
J601	Radio broadcasting	9	-	-	-	-

Continued

TABLE 5a.4 - - *Continued*

2009 PSIC Code	Region/ Industry Description	Number of Establishments	Cost of Goods Sold	Goods for Resale Inventories, Beginning	Goods Purchased for Resale	Goods for Resale Inventories, Ending
		(1)	(2)	(3)	(4)	(5)
J602	Television programming and broadcasting activities	s	s	s	s	s
J611	Wired telecommunications activities	s	s	s	s	s
J613	Satellite telecommunications activities	9	-	-	-	-
J620	Computer programming, consultancy and related activities	4	-	-	-	-
J631	Data processing, hosting and related activities; web portals	s	s	s	s	s
	VII - Central Visayas	80	-	-	-	-
J581	Publishing of books, periodicals and other publishing activities	6	-	-	-	-
J582	Software publishing	s	s	s	s	s
J591	Motion picture, video and television programme activities	s	s	s	s	s
J601	Radio broadcasting	10	-	-	-	-
J602	Television programming and broadcasting activities	3	-	-	-	-
J612	Wireless telecommunications activities	s	s	s	s	s
J613	Satellite telecommunications activities	6	-	-	-	-
J619	Other telecommunications activities	3	-	-	-	-
J620	Computer programming, consultancy and related activities	42	-	-	-	-
J631	Data processing, hosting and related activities; web portals	6	-	-	-	-
	VIII - Eastern Visayas	6	-	-	-	-
J591	Motion picture, video and television programme activities	s	s	s	s	s
J601	Radio broadcasting	s	s	s	s	s
J613	Satellite telecommunications activities	s	s	s	s	s
J631	Data processing, hosting and related activities; web portals	s	s	s	s	s
	IX - Zamboanga Peninsula	3	-	-	-	-
J602	Television programming and broadcasting activities	s	s	s	s	s
J611	Wired telecommunications activities	s	s	s	s	s
J613	Satellite telecommunications activities	s	s	s	s	s

Continued

TABLE 5a.4 - - *Concluded*

2009 PSIC Code	Region/ Industry Description	Number of Establishments	Cost of Goods Sold	Goods for Resale Inventories, Beginning	Goods Purchased for Resale	Goods for Resale Inventories, Ending
		(1)	(2)	(3)	(4)	(5)
	X - Northern Mindanao	15	14,466	16,262	-	1,795
J581	Publishing of books, periodicals and other publishing activities	s	s	s	s	s
J601	Radio broadcasting	5	-	-	-	-
J602	Television programming and broadcasting activities	s	s	s	s	s
J611	Wired telecommunications activities	s	s	s	s	s
J613	Satellite telecommunications activities	s	s	s	s	s
J619	Other telecommunications activities	s	s	s	s	s
J620	Computer programming, consultancy and related activities	3	-	-	-	-
	XI - Davao Region	30	-	-	-	-
J581	Publishing of books, periodicals and other publishing activities	s	s	s	s	s
J591	Motion picture, video and television programme activities	3	-	-	-	-
J601	Radio broadcasting	8	-	-	-	-
J602	Television programming and broadcasting activities	3	-	-	-	-
J612	Wireless telecommunications activities	s	s	s	s	s
J613	Satellite telecommunications activities	6	-	-	-	-
J620	Computer programming, consultancy and related activities	6	-	-	-	-
J631	Data processing, hosting and related activities; web portals	s	s	s	s	s
	XII - SOCCSKSARGEN	13	28,186	4,707	26,294	2,815
J601	Radio broadcasting	6	-	-	-	-
J602	Television programming and broadcasting activities	s	s	s	s	s
J611	Wired telecommunications activities	s	s	s	s	s
J613	Satellite telecommunications activities	4	28,186	4,707	26,294	2,815
J620	Computer programming, consultancy and related activities	s	s	s	s	s
	XIII - Caraga	8	-	-	-	-
J601	Radio broadcasting	s	s	s	s	s
J602	Television programming and broadcasting activities	s	s	s	s	s
J611	Wired telecommunications activities	s	s	s	s	s
J613	Satellite telecommunications activities	4	-	-	-	-

TABLE 5a.5 Number of Establishments and Taxes on Products and Other Taxes on Production for Information and Communication Establishments with Total Employment of 20 and Over by Region and Industry Group: Philippines, 2017

*(Values are in thousand pesos, except for number of establishments.
Details may not add-up to total due to rounding and/or statistical disclosure control.)*

2009 PSIC Code	Region/ Industry Description	Number of Establishments	Taxes on Products and Other Taxes on Production		
			Total	Taxes on Products	Other taxes on production
		(1)	(2)	(3)	(4)
	PHILIPPINES	910	7,597,852	637,284	6,960,569
J581	Publishing of books, periodicals and other publishing activities	85	202,041	84,909	117,131
J582	Software publishing	5	41,514	21,598	19,915
J591	Motion picture, video and television programme activities	61	586,192	295,835	290,356
J592	Sound recording and music publishing activities	6	10,238	3,440	6,798
J601	Radio broadcasting	77	47,646	3,093	44,553
J602	Television programming and broadcasting activities	30	583,722	115	583,606
J611	Wired telecommunications activities	30	1,501,894	4,622	1,497,272
J612	Wireless telecommunicatio ns activities	25	3,374,719	89,873	3,284,846
J613	Satellite telecommunications activities	87	208,124	14,062	194,062
J619	Other telecommunications activities	39	72,818	8,490	64,328
J620	Computer programming, consultancy and related activities	405	872,629	95,858	776,771
J631	Data processing, hosting and related activities; web portals	56	63,150	1,080	62,070
J639	Other information service activities	4	33,167	14,306	18,861
	National Capital Region	608	7,159,362	569,749	6,589,612
J581	Publishing of books, periodicals and other publishing activities	68	196,188	82,183	114,005
J582	Software publishing	4	40,583	20,947	19,636
J591	Motion picture, video and television programme activities	38	435,303	281,293	154,010
J592	Sound recording and music publishing activities	6	10,238	3,440	6,798
J601	Radio broadcasting	21	33,841	1,436	32,405
J602	Television programming and broadcasting activities	14	551,045	-	551,045
J611	Wired telecommunications activities	16	1,482,708	1,535	1,481,172
J612	Wireless telecommunicatio ns activities	20	3,368,432	89,615	3,278,817
J613	Satellite telecommunications activities	18	155,461	3,361	152,100
J619	Other telecommunications activities	30	68,632	7,030	61,603
J620	Computer programming, consultancy and related activities	331	747,477	77,604	669,874
J631	Data processing, hosting and related activities; web portals	39	57,968	1,080	56,888
J639	Other information service activities	3	11,486	227	11,259

Continued

TABLE 5a.5 - - Continued

2009 PSIC Code	Region/ Industry Description	Number of Establishments	Taxes on Products and Other Taxes on Production		
			Total	Taxes on Products	Other taxes on production
		(1)	(2)	(3)	(4)
	Cordillera Administrative Region	12	10,142	1,298	8,844
J581	Publishing of books, periodicals and other publishing activities	s	s	s	s
J591	Motion picture, video and television programme activities	s	s	s	s
J601	Radio broadcasting	5	632	183	449
J602	Television programming and broadcasting activities	s	s	s	s
J613	Satellite telecommunications activities	s	s	s	s
J619	Other telecommunications activities	s	s	s	s
J620	Computer programming, consultancy and related activities	s	s	s	s
	I - Ilocos Region	13	87,387	14,240	73,147
J591	Motion picture, video and television programme activities	s	s	s	s
J601	Radio broadcasting	s	s	s	s
J602	Television programming and broadcasting activities	s	s	s	s
J613	Satellite telecommunications activities	3	1,930	2	1,928
J619	Other telecommunications activities	s	s	s	s
J620	Computer programming, consultancy and related activities	3	57,927	-	57,927
J639	Other information service activities	s	s	s	s
	II - Cagayan Valley	8	4,570	536	4,035
J601	Radio broadcasting	s	s	s	s
J612	Wireless telecommunications activities	s	s	s	s
J613	Satellite telecommunications activities	4	2,648	536	2,112
	III - Central Luzon	32	56,317	19,832	36,485
J581	Publishing of books, periodicals and other publishing activities	s	s	s	s
J591	Motion picture, video and television programme activities	4	36,925	12,816	24,108
J601	Radio broadcasting	s	s	s	s
J602	Television programming and broadcasting activities	s	s	s	s
J611	Wired telecommunications activities	s	s	s	s
J612	Wireless telecommunications activities	s	s	s	s

Continued

TABLE 5a.5 - - Continued

2009 PSIC Code	Region/ Industry Description	Number of Establishments	Taxes on Products and Other Taxes on Production		
			Total	Taxes on Products	Other taxes on production
			(1)	(2)	(3)
J613	Satellite telecommunications activities	8	13,870	6,568	7,302
J619	Other telecommunications activities	s	s	s	s
J620	Computer programming, consultancy and related activities	8	2,508	438	2,070
J631	Data processing, hosting and related activities; web portals	4	777	-	777
	IVA - CALABARZON	37	47,270	2,583	44,686
J581	Publishing of books, periodicals and other publishing activities	s	s	s	s
J591	Motion picture, video and television programme activities	7	28,620	266	28,353
J611	Wired telecommunications activities	4	4,152	-	4,152
J613	Satellite telecommunications activities	16	10,646	2,207	8,439
J619	Other telecommunications activities	s	s	s	s
J620	Computer programming, consultancy and related activities	5	2,120	-	2,120
J631	Data processing, hosting and related activities; web portals	s	s	s	s
	MIMAROPA Region	4	3,829	2,960	870
J591	Motion picture, video and television programme activities	s	s	s	s
J611	Wired telecommunications activities	s	s	s	s
J613	Satellite telecommunications activities	s	s	s	s
J619	Other telecommunications activities	s	s	s	s
	V - Bicol Region	9	5,067	2,965	2,102
J591	Motion picture, video and television programme activities	s	s	s	s
J601	Radio broadcasting	3	312	164	147
J611	Wired telecommunications activities	s	s	s	s
J613	Satellite telecommunications activities	s	s	s	s
J631	Data processing, hosting and related activities; web portals	s	s	s	s
	VI - Western Visayas	32	28,088	2,590	25,497
J581	Publishing of books, periodicals and other publishing activities	4	379	135	244
J591	Motion picture, video and television programme activities	s	s	s	s
J601	Radio broadcasting	9	879	-	879

Continued

TABLE 5a.5 - - *Continued*

2009 PSIC Code	Region/ Industry Description	Number of Establishments	Taxes on Products and Other Taxes on Production		
			Total	Taxes on Products	Other taxes on production
		(1)	(2)	(3)	(4)
J602	Television programming and broadcasting activities	s	s	s	s
J611	Wired telecommunications activities	s	s	s	s
J613	Satellite telecommunications activities	9	6,086	133	5,953
J620	Computer programming, consultancy and related activities	4	2,731	2,322	409
J631	Data processing, hosting and related activities; web portals	s	s	s	s
VII - Central Visayas		80	94,155	16,187	77,968
J581	Publishing of books, periodicals and other publishing activities	6	2,833	1,105	1,727
J582	Software publishing	s	s	s	s
J591	Motion picture, video and television programme activities	s	s	s	s
J601	Radio broadcasting	10	3,026	56	2,969
J602	Television programming and broadcasting activities	3	6,890	-	6,890
J612	Wireless telecommunications activities	s	s	s	s
J613	Satellite telecommunications activities	6	6,896	-	6,896
J619	Other telecommunications activities	3	2,203	20	2,183
J620	Computer programming, consultancy and related activities	42	54,567	14,354	40,213
J631	Data processing, hosting and related activities; web portals	6	1,178	-	1,178
VIII - Eastern Visayas		6	2,144	175	1,970
J591	Motion picture, video and television programme activities	s	s	s	s
J601	Radio broadcasting	s	s	s	s
J613	Satellite telecommunications activities	s	s	s	s
J631	Data processing, hosting and related activities; web portals	s	s	s	s
IX - Zamboanga Peninsula		3	2,799	-	2,799
J602	Television programming and broadcasting activities	s	s	s	s
J611	Wired telecommunications activities	s	s	s	s
J613	Satellite telecommunications activities	s	s	s	s

Continued

TABLE 5a.5 - - *Concluded*

2009 PSIC Code	Region/ Industry Description	Number of Establishments	Taxes on Products and Other Taxes on Production		
			Total	Taxes on Products	Other taxes on production
		(1)	(2)	(3)	(4)
	X - Northern Mindanao	15	16,246	1,307	14,939
J581	Publishing of books, periodicals and other publishing activities	s	s	s	s
J601	Radio broadcasting	5	2,339	805	1,534
J602	Television programming and broadcasting activities	s	s	s	s
J611	Wired telecommunications activities	s	s	s	s
J613	Satellite telecommunications activities	s	s	s	s
J619	Other telecommunications activities	s	s	s	s
J620	Computer programming, consultancy and related activities	3	2,865	501	2,364
	XI - Davao Region	30	73,686	1,304	72,382
J581	Publishing of books, periodicals and other publishing activities	s	s	s	s
J591	Motion picture, video and television programme activities	3	52,903	-	52,903
J601	Radio broadcasting	8	3,006	51	2,954
J602	Television programming and broadcasting activities	3	10,028	-	10,028
J612	Wireless telecommunications activities	s	s	s	s
J613	Satellite telecommunications activities	6	3,340	100	3,240
J620	Computer programming, consultancy and related activities	6	2,178	641	1,537
J631	Data processing, hosting and related activities; web portals	s	s	s	s
	XII - SOCCSKSARGEN	13	4,506	248	4,258
J601	Radio broadcasting	6	2,944	59	2,885
J602	Television programming and broadcasting activities	s	s	s	s
J611	Wired telecommunications activities	s	s	s	s
J613	Satellite telecommunications activities	4	512	74	439
J620	Computer programming, consultancy and related activities	s	s	s	s
	XIII - Caraga	8	2,285	1,309	975
J601	Radio broadcasting	s	s	s	s
J602	Television programming and broadcasting activities	s	s	s	s
J611	Wired telecommunications activities	s	s	s	s
J613	Satellite telecommunications activities	4	1,830	1,082	748

TABLE 5a.6 Number of Establishments and Other Expense by Type for Information and Communication Establishments with Total Employment of 20 and Over by Region and Industry Group: Philippines, 2017

*(Values are in thousand pesos, except for number of establishments.
Details may not add-up to total due to rounding and/or statistical disclosure control.)*

2009 PSIC Code	Region/ Industry Description	Number of Establishments	Other Expense	
			Total	Foreign Exchange Losses
		(1)	(2)	(3)
PHILIPPINES		910	15,928,355	2,550,510
J581	Publishing of books, periodicals and other publishing activities	85	206,823	3,531
J582	Software publishing	5	49,268	-
J591	Motion picture, video and television programme activities	61	100,584	359
J592	Sound recording and music publishing activities	6	2,647	-
J601	Radio broadcasting	77	45,091	-
J602	Television programming and broadcasting activities	30	1,114,005	10,413
J611	Wired telecommunications activities	30	2,232,260	-
J612	Wireless telecommunicatio ns activities	25	10,505,193	2,108,758
J613	Satellite telecommunications activities	87	375,512	9,388
J619	Other telecommunications activities	39	77,854	56,856
J620	Computer programming, consultancy and related activities	405	1,127,363	315,145
J631	Data processing, hosting and related activities; web portals	56	68,525	28,959
J639	Other information service activities	4	23,230	17,102
National Capital Region		608	15,379,641	2,421,129
J581	Publishing of books, periodicals and other publishing activities	68	173,651	3,531
J582	Software publishing	4	49,268	-
J591	Motion picture, video and television programme activities	38	71,051	359
J592	Sound recording and music publishing activities	6	2,647	-
J601	Radio broadcasting	21	27,531	-
J602	Television programming and broadcasting activities	14	1,059,780	10,331
J611	Wired telecommunications activities	16	2,220,333	-
J612	Wireless telecommunicatio ns activities	20	10,320,120	2,094,911
J613	Satellite telecommunications activities	18	338,162	8,980
J619	Other telecommunications activities	30	57,001	36,521
J620	Computer programming, consultancy and related activities	331	984,056	220,925
J631	Data processing, hosting and related activities; web portals	39	53,767	28,470
J639	Other information service activities	3	22,274	17,102

Continued

TABLE 5a.6 - - *Continued*

2009 PSIC Code	Region/ Industry Description	Number of Establishments	Other Expense	
			Total	Foreign Exchange Losses
		(1)	(2)	(3)
	Cordillera Administrative Region	12	6,747	-
J581	Publishing of books, periodicals and other publishing activities	s	s	s
J591	Motion picture, video and television programme activities	s	s	s
J601	Radio broadcasting	5	116	-
J602	Television programming and broadcasting activities	s	s	s
J613	Satellite telecommunications activities	s	s	s
J619	Other telecommunications activities	s	s	s
J620	Computer programming, consultancy and related activities	s	s	s
	I - Ilocos Region	13	96,133	82,300
J591	Motion picture, video and television programme activities	s	s	s
J601	Radio broadcasting	s	s	s
J602	Television programming and broadcasting activities	s	s	s
J613	Satellite telecommunications activities	3	14	-
J619	Other telecommunications activities	s	s	s
J620	Computer programming, consultancy and related activities	3	88,887	82,300
J639	Other information service activities	s	s	s
	II - Cagayan Valley	8	39,450	13,847
J601	Radio broadcasting	s	s	s
J612	Wireless telecommunications activities	s	s	s
J613	Satellite telecommunications activities	4	1,424	-
	III - Central Luzon	32	153,378	897
J581	Publishing of books, periodicals and other publishing activities	s	s	s
J591	Motion picture, video and television programme activities	4	5,953	-
J601	Radio broadcasting	s	s	s
J602	Television programming and broadcasting activities	s	s	s
J611	Wired telecommunications activities	s	s	s
J612	Wireless telecommunications activities	s	s	s
J613	Satellite telecommunications activities	8	14,263	408

Continued

TABLE 5a.6 - - Continued

2009 PSIC Code	Region/ Industry Description	Number of Establishments	Other Expense	
			Total	Foreign Exchange Losses
		(1)	(2)	(3)
J619	Other telecommunications activities	s	s	s
J620	Computer programming, consultancy and related activities	8	3,300	-
J631	Data processing, hosting and related activities; web portals	4	1,504	489
	IVA - CALABARZON	37	16,454	-
J581	Publishing of books, periodicals and other publishing activities	s	s	s
J591	Motion picture, video and television programme activities	7	9,229	-
J611	Wired telecommunications activities	4	5,917	-
J613	Satellite telecommunications activities	16	332	-
J619	Other telecommunications activities	s	s	s
J620	Computer programming, consultancy and related activities	5	939	-
J631	Data processing, hosting and related activities; web portals	s	s	s
	MIMAROPA Region	4	10,024	-
J591	Motion picture, video and television programme activities	s	s	s
J611	Wired telecommunications activities	s	s	s
J613	Satellite telecommunications activities	s	s	s
J619	Other telecommunications activities	s	s	s
	V - Bicol Region	9	3,238	-
J591	Motion picture, video and television programme activities	s	s	s
J601	Radio broadcasting	3	470	-
J611	Wired telecommunications activities	s	s	s
J613	Satellite telecommunications activities	s	s	s
J631	Data processing, hosting and related activities; web portals	s	s	s
	VI - Western Visayas	32	19,959	-
J581	Publishing of books, periodicals and other publishing activities	4	20	-
J591	Motion picture, video and television programme activities	s	s	s
J601	Radio broadcasting	9	3,613	-
J602	Television programming and broadcasting activities	s	s	s

Continued

TABLE 5a.6 - - *Continued*

2009 PSIC Code	Region/ Industry Description	Number of Establishments	Other Expense	
			Total	Foreign Exchange Losses
		(1)	(2)	(3)
J611	Wired telecommunications activities	s	s	s
J613	Satellite telecommunications activities	9	438	-
J620	Computer programming, consultancy and related activities	4	604	-
J631	Data processing, hosting and related activities; web portals	s	s	s
VII - Central Visayas		80	147,008	32,255
J581	Publishing of books, periodicals and other publishing activities	6	32,514	-
J582	Software publishing	s	s	s
J591	Motion picture, video and television programme activities	s	s	s
J601	Radio broadcasting	10	3,175	-
J602	Television programming and broadcasting activities	3	10,852	-
J612	Wireless telecommunications activities	s	s	s
J613	Satellite telecommunications activities	6	2,416	-
J619	Other telecommunications activities	3	20,719	20,335
J620	Computer programming, consultancy and related activities	42	43,383	11,920
J631	Data processing, hosting and related activities; web portals	6	10,174	-
VIII - Eastern Visayas		6	764	-
J591	Motion picture, video and television programme activities	s	s	s
J601	Radio broadcasting	s	s	s
J613	Satellite telecommunications activities	s	s	s
J631	Data processing, hosting and related activities; web portals	s	s	s
IX - Zamboanga Peninsula		3	364	-
J602	Television programming and broadcasting activities	s	s	s
J611	Wired telecommunications activities	s	s	s
J613	Satellite telecommunications activities	s	s	s

Continued

TABLE 5a.6 - - *Continued*

2009 PSIC Code	Region/ Industry Description	Number of Establishments	Other Expense	
			Total	Foreign Exchange Losses
		(1)	(2)	(3)
	X - Northern Mindanao	15	16,482	-
J581	Publishing of books, periodicals and other publishing activities	s	s	s
J601	Radio broadcasting	5	1,753	-
J602	Television programming and broadcasting activities	s	s	s
J611	Wired telecommunications activities	s	s	s
J613	Satellite telecommunications activities	s	s	s
J619	Other telecommunications activities	s	s	s
J620	Computer programming, consultancy and related activities	3	3,757	-
	XI - Davao Region	30	33,330	82
J581	Publishing of books, periodicals and other publishing activities	s	s	s
J591	Motion picture, video and television programme activities	3	4,825	-
J601	Radio broadcasting	8	2,267	-
J602	Television programming and broadcasting activities	3	15,530	82
J612	Wireless telecommunications activities	s	s	s
J613	Satellite telecommunications activities	6	8,193	-
J620	Computer programming, consultancy and related activities	6	2,205	-
J631	Data processing, hosting and related activities; web portals	s	s	s
	XII - SOCCSKSARGEN	13	5,352	-
J601	Radio broadcasting	6	5,091	-
J602	Television programming and broadcasting activities	s	s	s
J611	Wired telecommunications activities	s	s	s
J613	Satellite telecommunications activities	4	57	-
J620	Computer programming, consultancy and related activities	s	s	s
	XIII - Caraga	8	31	-
J601	Radio broadcasting	s	s	s
J602	Television programming and broadcasting activities	s	s	s
J611	Wired telecommunications activities	s	s	s
J613	Satellite telecommunications activities	4	20	-

Continued

TABLE 5a.6 - - *Continued*

2009 PSIC Code	Region/ Industry Description	Other Expense			
		Charitable Donations and Grants	Bad and Doubtful Debts	Loss from Sale of Investment Assets and Marketable Securities	Others
		(4)	(5)	(6)	(7)
	PHILIPPINES	219,055	4,975,119	61,601	8,122,070
J581	Publishing of books, periodicals and other publishing activities	14,704	101,774	12,415	74,398
J582	Software publishing	-	49,268	-	-
J591	Motion picture, video and television programme activities	1,767	-	-	98,459
J592	Sound recording and music publishing activities	163	697	220	1,568
J601	Radio broadcasting	2,425	18,375	441	23,850
J602	Television programming and broadcasting activities	50,381	140,696	749	911,766
J611	Wired telecommunications activities	120,979	2,087,277	-	24,004
J612	Wireless telecommunications activities	4,394	2,094,974	1,481	6,295,586
J613	Satellite telecommunications activities	12,699	301,501	13,869	38,056
J619	Other telecommunications activities	496	11,095	-	9,407
J620	Computer programming, consultancy and related activities	10,193	160,649	31,638	609,738
J631	Data processing, hosting and related activities; web portals	855	5,838	788	32,085
J639	Other information service activities	-	2,975	-	3,154
	National Capital Region	197,378	4,931,689	49,370	7,780,075
J581	Publishing of books, periodicals and other publishing activities	14,651	95,305	12,415	47,749
J582	Software publishing	-	49,268	-	-
J591	Motion picture, video and television programme activities	1,767	-	-	68,926
J592	Sound recording and music publishing activities	163	697	220	1,568
J601	Radio broadcasting	1,233	17,625	441	8,231
J602	Television programming and broadcasting activities	46,117	139,843	749	862,741
J611	Wired telecommunications activities	120,306	2,081,864	-	18,163
J612	Wireless telecommunications activities	4,288	2,071,889	-	6,149,032
J613	Satellite telecommunications activities	176	299,918	5,684	23,405
J619	Other telecommunications activities	108	11,095	-	9,277
J620	Computer programming, consultancy and related activities	8,565	156,328	29,073	569,164
J631	Data processing, hosting and related activities; web portals	4	5,838	788	18,667
J639	Other information service activities	-	2,019	-	3,154

Continued

TABLE 5a.6 - - *Continued*

2009 PSIC Code	Region/ Industry Description	Other Expense			
		Charitable Donations and Grants	Bad and Doubtful Debts	Loss from Sale of Investment Assets and Marketable Securities	Others
		(4)	(5)	(6)	(7)
	Cordillera Administrative Region	471	-	-	6,276
J581	Publishing of books, periodicals and other publishing activities	s	s	s	s
J591	Motion picture, video and television programme activities	s	s	s	s
J601	Radio broadcasting	45	-	-	71
J602	Television programming and broadcasting activities	s	s	s	s
J613	Satellite telecommunications activities	s	s	s	s
J619	Other telecommunications activities	s	s	s	s
J620	Computer programming, consultancy and related activities	s	s	s	s
	I - Ilocos Region	454	1,049	-	12,330
J591	Motion picture, video and television programme activities	s	s	s	s
J601	Radio broadcasting	s	s	s	s
J602	Television programming and broadcasting activities	s	s	s	s
J613	Satellite telecommunications activities	6	-	-	8
J619	Other telecommunications activities	s	s	s	s
J620	Computer programming, consultancy and related activities	-	-	-	6,587
J639	Other information service activities	s	s	s	s
	II - Cagayan Valley	102	24,510	-	991
J601	Radio broadcasting	s	s	s	s
J612	Wireless telecommunications activities	s	s	s	s
J613	Satellite telecommunications activities	-	1,424	-	-
	III - Central Luzon	821	1,200	580	149,879
J581	Publishing of books, periodicals and other publishing activities	s	s	s	s
J591	Motion picture, video and television programme activities	-	-	-	5,953
J601	Radio broadcasting	s	s	s	s
J602	Television programming and broadcasting activities	s	s	s	s
J611	Wired telecommunications activities	s	s	s	s
J612	Wireless telecommunications activities	s	s	s	s

Continued

TABLE 5a.6 - - *Continued*

2009 PSIC Code	Region/ Industry Description	Other Expense			
		Charitable Donations and Grants	Bad and Doubtful Debts	Loss from Sale of Investment Assets and Marketable Securities	Others
		(4)	(5)	(6)	(7)
J613	Satellite telecommunications activities	20	159	-	13,677
J619	Other telecommunications activities	s	s	s	s
J620	Computer programming, consultancy and related activities	531	441	580	1,747
J631	Data processing, hosting and related activities; web portals	-	-	-	1,015
	IVA - CALABARZON	647	-	-	15,807
J581	Publishing of books, periodicals and other publishing activities	s	s	s	s
J591	Motion picture, video and television programme activities	-	-	-	9,229
J611	Wired telecommunications activities	505	-	-	5,411
J613	Satellite telecommunications activities	38	-	-	294
J619	Other telecommunications activities	s	s	s	s
J620	Computer programming, consultancy and related activities	83	-	-	856
J631	Data processing, hosting and related activities; web portals	s	s	s	s
	MIMAROPA Region	10,000	-	-	24
J591	Motion picture, video and television programme activities	s	s	s	s
J611	Wired telecommunications activities	s	s	s	s
J613	Satellite telecommunications activities	s	s	s	s
J619	Other telecommunications activities	s	s	s	s
	V - Bicol Region	195	436	-	2,607
J591	Motion picture, video and television programme activities	s	s	s	s
J601	Radio broadcasting	3	436	-	31
J611	Wired telecommunications activities	s	s	s	s
J613	Satellite telecommunications activities	s	s	s	s
J631	Data processing, hosting and related activities; web portals	s	s	s	s
	VI - Western Visayas	1,561	3	-	18,394
J581	Publishing of books, periodicals and other publishing activities	4	-	-	17
J591	Motion picture, video and television programme activities	s	s	s	s
J601	Radio broadcasting	23	3	-	3,587

Continued

TABLE 5a.6 - - Continued

2009 PSIC Code	Region/ Industry Description	Other Expense			
		Charitable Donations and Grants	Bad and Doubtful Debts	Loss from Sale of Investment Assets and Marketable Securities	Others
		(4)	(5)	(6)	(7)
J602	Television programming and broadcasting activities	s	s	s	s
J611	Wired telecommunications activities	s	s	s	s
J613	Satellite telecommunications activities	418	-	-	20
J620	Computer programming, consultancy and related activities	-	-	-	604
J631	Data processing, hosting and related activities; web portals	s	s	s	s
	VII - Central Visayas	4,241	9,018	3,466	98,029
J581	Publishing of books, periodicals and other publishing activities	29	5,869	-	26,615
J582	Software publishing	s	s	s	s
J591	Motion picture, video and television programme activities	s	s	s	s
J601	Radio broadcasting	56	-	-	3,118
J602	Television programming and broadcasting activities	890	84	-	9,878
J612	Wireless telecommunications activities	s	s	s	s
J613	Satellite telecommunications activities	1,856	-	-	560
J619	Other telecommunications activities	385	-	-	-
J620	Computer programming, consultancy and related activities	375	3,065	1,985	26,039
J631	Data processing, hosting and related activities; web portals	650	-	-	9,524
	VIII - Eastern Visayas	34	-	-	731
J591	Motion picture, video and television programme activities	s	s	s	s
J601	Radio broadcasting	s	s	s	s
J613	Satellite telecommunications activities	s	s	s	s
J631	Data processing, hosting and related activities; web portals	s	s	s	s
	IX - Zamboanga Peninsula	134	-	-	230
J602	Television programming and broadcasting activities	s	s	s	s
J611	Wired telecommunications activities	s	s	s	s
J613	Satellite telecommunications activities	s	s	s	s

Continued

TABLE 5a.6 - - *Concluded*

2009 PSIC Code	Region/ Industry Description	Other Expense			
		Charitable Donations and Grants	Bad and Doubtful Debts	Loss from Sale of Investment Assets and Marketable Securities	Others
		(4)	(5)	(6)	(7)
	X - Northern Mindanao	897	6,228	-	9,357
J581	Publishing of books, periodicals and other publishing activities	s	s	s	s
J601	Radio broadcasting	244	-	-	1,509
J602	Television programming and broadcasting activities	s	s	s	s
J611	Wired telecommunications activities	s	s	s	s
J613	Satellite telecommunications activities	s	s	s	s
J619	Other telecommunications activities	s	s	s	s
J620	Computer programming, consultancy and related activities	9	815	-	2,933
	XI - Davao Region	1,674	772	8,184	22,618
J581	Publishing of books, periodicals and other publishing activities	s	s	s	s
J591	Motion picture, video and television programme activities	-	-	-	4,825
J601	Radio broadcasting	3	96	-	2,168
J602	Television programming and broadcasting activities	927	676	-	13,845
J612	Wireless telecommunications activities	s	s	s	s
J613	Satellite telecommunications activities	9	-	8,184	-
J620	Computer programming, consultancy and related activities	630	-	-	1,575
J631	Data processing, hosting and related activities; web portals	s	s	s	s
	XII - SOCCSKSARGEN	432	214	-	4,706
J601	Radio broadcasting	432	214	-	4,445
J602	Television programming and broadcasting activities	s	s	s	s
J611	Wired telecommunications activities	s	s	s	s
J613	Satellite telecommunications activities	-	-	-	57
J620	Computer programming, consultancy and related activities	s	s	s	s
	XIII - Caraga	15	-	-	16
J601	Radio broadcasting	s	s	s	s
J602	Television programming and broadcasting activities	s	s	s	s
J611	Wired telecommunications activities	s	s	s	s
J613	Satellite telecommunications activities	12	-	-	7

TABLE 6a Number of Establishments and Capital Expenditures by Type of Tangible Fixed Assets for Information and Communication Establishments with Total Employment of 20 and Over by Region and Industry Group: Philippines, 2017

*(Values are in thousand pesos, except for number of establishments.
Details may not add-up to total due to rounding and/or statistical disclosure control.)*

2009 PSIC Code	Region/ Industry Description	Number of Establishments	Capital Expenditures for Tangible Fixed Assets		
			Total	Land	Buildings, Other Structures and Land Improvements
		(1)	(2)	(3)	(4)
PHILIPPINES		910	50,525,879	82,744	1,848,166
J581	Publishing of books, periodicals and other publishing activities	85	178,108	-	53,885
J582	Software publishing	5	14,403	-	5,375
J591	Motion picture, video and television programme activities	61	110,143	1,083	53,173
J592	Sound recording and music publishing activities	6	905	-	53
J601	Radio broadcasting	77	66,173	138	7,588
J602	Television programming and broadcasting activities	30	2,389,033	9,054	858,616
J611	Wired telecommunications activities	30	11,452,396	30,472	280,791
J612	Wireless telecommunications activities	25	31,369,119	-	10,096
J613	Satellite telecommunications activities	87	3,215,656	7,500	130,974
J619	Other telecommunications activities	39	105,249	27,758	6,793
J620	Computer programming, consultancy and related activities	405	1,252,323	6,739	325,425
J631	Data processing, hosting and related activities; web portals	56	353,792	-	115,126
J639	Other information service activities	4	18,579	-	271
National Capital Region		608	49,287,640	17,430	1,637,690
J581	Publishing of books, periodicals and other publishing activities	68	166,259	-	52,639
J582	Software publishing	4	14,403	-	5,375
J591	Motion picture, video and television programme activities	38	91,411	-	36,202
J592	Sound recording and music publishing activities	6	905	-	53
J601	Radio broadcasting	21	38,963	2	339
J602	Television programming and broadcasting activities	14	2,214,436	8,689	789,384
J611	Wired telecommunications activities	16	11,354,557	2,000	274,027
J612	Wireless telecommunications activities	20	31,274,449	-	10,096
J613	Satellite telecommunications activities	18	2,858,174	-	128,039
J619	Other telecommunications activities	30	19,518	-	-
J620	Computer programming, consultancy and related activities	331	1,041,759	6,739	281,485
J631	Data processing, hosting and related activities; web portals	39	206,642	-	60,052
J639	Other information service activities	3	6,165	-	-

Continued

TABLE 6a - - Continued

2009 PSIC Code	Region/ Industry Description	Number of Establishments	Capital Expenditures for Tangible Fixed Assets		
			Total	Land	Buildings, Other Structures and Land Improvements
		(1)	(2)	(3)	(4)
	Cordillera Administrative Region	12	19,410	-	6,539
J581	Publishing of books, periodicals and other publishing activities	s	s	s	s
J591	Motion picture, video and television programme activities	s	s	s	s
J601	Radio broadcasting	5	854	-	-
J602	Television programming and broadcasting activities	s	s	s	s
J613	Satellite telecommunications activities	s	s	s	s
J619	Other telecommunications activities	s	s	s	s
J620	Computer programming, consultancy and related activities	s	s	s	s
	I - Ilocos Region	13	33,173	132	7,786
J591	Motion picture, video and television programme activities	s	s	s	s
J601	Radio broadcasting	s	s	s	s
J602	Television programming and broadcasting activities	s	s	s	s
J613	Satellite telecommunications activities	3	550	-	-
J619	Other telecommunications activities	s	s	s	s
J620	Computer programming, consultancy and related activities	3	-	-	-
J639	Other information service activities	s	s	s	s
	II - Cagayan Valley	8	96,442	-	472
J601	Radio broadcasting	s	s	s	s
J612	Wireless telecommunications activities	s	s	s	s
J613	Satellite telecommunications activities	4	1,772	-	472
	III - Central Luzon	32	22,223	-	2,447
J581	Publishing of books, periodicals and other publishing activities	s	s	s	s
J591	Motion picture, video and television programme activities	4	-	-	-
J601	Radio broadcasting	s	s	s	s
J602	Television programming and broadcasting activities	s	s	s	s
J611	Wired telecommunications activities	s	s	s	s
J612	Wireless telecommunications activities	s	s	s	s

Continued

TABLE 6a - - Continued

2009 PSIC Code	Region/ Industry Description	Number of Establishments	Capital Expenditures for Tangible Fixed Assets		
			Total	Land	Buildings, Other Structures and Land Improvements
		(1)	(2)	(3)	(4)
J613	Satellite telecommunications activities	8	12,587	-	-
J619	Other telecommunications activities	s	s	s	s
J620	Computer programming, consultancy and related activities	8	5,387	-	-
J631	Data processing, hosting and related activities; web portals	4	4,215	-	2,447
IVA - CALABARZON		37	241,347	6,500	51,845
J581	Publishing of books, periodicals and other publishing activities	s	s	s	s
J591	Motion picture, video and television programme activities	7	-	-	-
J611	Wired telecommunications activities	4	-	-	-
J613	Satellite telecommunications activities	16	111,552	6,500	962
J619	Other telecommunications activities	s	s	s	s
J620	Computer programming, consultancy and related activities	5	-	-	-
J631	Data processing, hosting and related activities; web portals	s	s	s	s
MIMAROPA Region		4	168,261	55,516	13,501
J591	Motion picture, video and television programme activities	s	s	s	s
J611	Wired telecommunications activities	s	s	s	s
J613	Satellite telecommunications activities	s	s	s	s
J619	Other telecommunications activities	s	s	s	s
V - Bicol Region		9	1,446	-	14
J591	Motion picture, video and television programme activities	s	s	s	s
J601	Radio broadcasting	3	-	-	-
J611	Wired telecommunications activities	s	s	s	s
J613	Satellite telecommunications activities	s	s	s	s
J631	Data processing, hosting and related activities; web portals	s	s	s	s
VI - Western Visayas		32	44,984	-	17,051
J581	Publishing of books, periodicals and other publishing activities	4	1,180	-	561
J591	Motion picture, video and television programme activities	s	s	s	s
J601	Radio broadcasting	9	-	-	-

Continued

TABLE 6a - - Continued

2009 PSIC Code	Region/ Industry Description	Number of Establishments	Capital Expenditures for Tangible Fixed Assets		
			Total	Land	Buildings, Other Structures and Land Improvements
		(1)	(2)	(3)	(4)
J602	Television programming and broadcasting activities	s	s	s	s
J611	Wired telecommunications activities	s	s	s	s
J613	Satellite telecommunications activities	9	1,733	-	-
J620	Computer programming, consultancy and related activities	4	52	-	-
J631	Data processing, hosting and related activities; web portals	s	s	s	s
VII - Central Visayas		80	346,228	118	30,995
J581	Publishing of books, periodicals and other publishing activities	6	1,527	-	-
J582	Software publishing	s	s	s	s
J591	Motion picture, video and television programme activities	s	s	s	s
J601	Radio broadcasting	10	28	-	-
J602	Television programming and broadcasting activities	3	35,986	118	14,265
J612	Wireless telecommunications activities	s	s	s	s
J613	Satellite telecommunications activities	6	132,762	-	521
J619	Other telecommunications activities	3	1,539	-	42
J620	Computer programming, consultancy and related activities	42	174,027	-	16,166
J631	Data processing, hosting and related activities; web portals	6	358	-	-
VIII - Eastern Visayas		6	14,709	-	2,364
J591	Motion picture, video and television programme activities	s	s	s	s
J601	Radio broadcasting	s	s	s	s
J613	Satellite telecommunications activities	s	s	s	s
J631	Data processing, hosting and related activities; web portals	s	s	s	s
IX - Zamboanga Peninsula		3	278	-	-
J602	Television programming and broadcasting activities	s	s	s	s
J611	Wired telecommunications activities	s	s	s	s
J613	Satellite telecommunications activities	s	s	s	s

Continued

TABLE 6a - - Continued

2009 PSIC Code	Region/ Industry Description	Number of Establishments	Capital Expenditures for Tangible Fixed Assets		
			Total	Land	Buildings, Other Structures and Land Improvements
		(1)	(2)	(3)	(4)
	X - Northern Mindanao	15	93,017	-	35,752
J581	Publishing of books, periodicals and other publishing activities	s	s	s	s
J601	Radio broadcasting	5	6,689	-	-
J602	Television programming and broadcasting activities	s	s	s	s
J611	Wired telecommunications activities	s	s	s	s
J613	Satellite telecommunications activities	s	s	s	s
J619	Other telecommunications activities	s	s	s	s
J620	Computer programming, consultancy and related activities	3	31,036	-	27,774
	XI - Davao Region	30	116,893	1,333	35,169
J581	Publishing of books, periodicals and other publishing activities	s	s	s	s
J591	Motion picture, video and television programme activities	3	18,732	1,083	16,971
J601	Radio broadcasting	8	4,114	136	709
J602	Television programming and broadcasting activities	3	45,504	115	16,746
J612	Wireless telecommunicatio ns activities	s	s	s	s
J613	Satellite telecommunications activities	6	44,707	-	58
J620	Computer programming, consultancy and related activities	6	63	-	-
J631	Data processing, hosting and related activities; web portals	s	s	s	s
	XII - SOCCSKSARGEN	13	30,745	-	6,539
J601	Radio broadcasting	6	15,525	-	6,539
J602	Television programming and broadcasting activities	s	s	s	s
J611	Wired telecommunications activities	s	s	s	s
J613	Satellite telecommunications activities	4	10,682	-	-
J620	Computer programming, consultancy and related activities	s	s	s	s
	XIII - Caraga	8	9,083	1,714	-
J601	Radio broadcasting	s	s	s	s
J602	Television programming and broadcasting activities	s	s	s	s
J611	Wired telecommunications activities	s	s	s	s
J613	Satellite telecommunications activities	4	4,262	1,000	-

Continued

TABLE 6a - - Continued

2009 PSIC Code	Region/ Industry Description	Capital Expenditures for Tangible Fixed Assets			
		Transport Equipment	ICT Machinery and Equipment	Specialized Industrial Machineries	General Industrial Machineries
		(5)	(6)	(7)	(8)
	PHILIPPINES	851,131	44,448,716	61,027	136,830
J581	Publishing of books, periodicals and other publishing activities	28,864	66,050	14,370	3,719
J582	Software publishing	-	8,144	-	-
J591	Motion picture, video and television programme activities	2,491	37,886	-	-
J592	Sound recording and music publishing activities	-	852	-	-
J601	Radio broadcasting	8,964	26,123	318	1,477
J602	Television programming and broadcasting activities	6,152	753,553	-	97,112
J611	Wired telecommunications activities	234,842	8,998,692	11	7,428
J612	Wireless telecommunications activities	382,434	30,931,728	44,861	-
J613	Satellite telecommunications activities	74,681	2,656,589	1,467	13,567
J619	Other telecommunications activities	5,571	27,333	-	681
J620	Computer programming, consultancy and related activities	78,962	734,220	-	12,557
J631	Data processing, hosting and related activities; web portals	20,833	196,969	-	288
J639	Other information service activities	7,336	10,578	-	-
	National Capital Region	799,139	43,711,933	55,579	117,882
J581	Publishing of books, periodicals and other publishing activities	28,345	63,765	10,400	331
J582	Software publishing	-	8,144	-	-
J591	Motion picture, video and television programme activities	2,491	37,886	-	-
J592	Sound recording and music publishing activities	-	852	-	-
J601	Radio broadcasting	2,850	18,570	318	1,362
J602	Television programming and broadcasting activities	6,022	692,538	-	94,706
J611	Wired telecommunications activities	231,074	8,977,453	-	6,839
J612	Wireless telecommunications activities	382,434	30,837,058	44,861	-
J613	Satellite telecommunications activities	56,219	2,342,888	-	2,988
J619	Other telecommunications activities	2,734	16,437	-	347
J620	Computer programming, consultancy and related activities	68,775	593,276	-	11,022
J631	Data processing, hosting and related activities; web portals	18,195	116,900	-	288
J639	Other information service activities	-	6,165	-	-

Continued

TABLE 6a - - Continued

2009 PSIC Code	Region/ Industry Description	Capital Expenditures for Tangible Fixed Assets			
		Transport Equipment	ICT Machinery and Equipment	Specialized Industrial Machineries	General Industrial Machineries
		(5)	(6)	(7)	(8)
	Cordillera Administrative Region	200	7,728	-	1,561
J581	Publishing of books, periodicals and other publishing activities	s	s	s	s
J591	Motion picture, video and television programme activities	s	s	s	s
J601	Radio broadcasting	-	792	-	32
J602	Television programming and broadcasting activities	s	s	s	s
J613	Satellite telecommunications activities	s	s	s	s
J619	Other telecommunications activities	s	s	s	s
J620	Computer programming, consultancy and related activities	s	s	s	s
	I - Ilocos Region	7,486	11,389	-	-
J591	Motion picture, video and television programme activities	s	s	s	s
J601	Radio broadcasting	s	s	s	s
J602	Television programming and broadcasting activities	s	s	s	s
J613	Satellite telecommunications activities	150	400	-	-
J619	Other telecommunications activities	s	s	s	s
J620	Computer programming, consultancy and related activities	-	-	-	-
J639	Other information service activities	s	s	s	s
	II - Cagayan Valley	268	95,702	-	-
J601	Radio broadcasting	s	s	s	s
J612	Wireless telecommunications activities	s	s	s	s
J613	Satellite telecommunications activities	268	1,032	-	-
	III - Central Luzon	3,325	14,714	-	481
J581	Publishing of books, periodicals and other publishing activities	s	s	s	s
J591	Motion picture, video and television programme activities	-	-	-	-
J601	Radio broadcasting	s	s	s	s
J602	Television programming and broadcasting activities	s	s	s	s
J611	Wired telecommunications activities	s	s	s	s
J612	Wireless telecommunications activities	s	s	s	s

Continued

TABLE 6a - - Continued

2009 PSIC Code	Region/ Industry Description	Capital Expenditures for Tangible Fixed Assets			
		Transport Equipment	ICT Machinery and Equipment	Specialized Industrial Machineries	General Industrial Machineries
		(5)	(6)	(7)	(8)
J613	Satellite telecommunications activities	3,325	8,479	-	-
J619	Other telecommunications activities	s	s	s	s
J620	Computer programming, consultancy and related activities	-	4,866	-	481
J631	Data processing, hosting and related activities; web portals	-	1,335	-	-
	IVA - CALABARZON	9,832	165,586	572	655
J581	Publishing of books, periodicals and other publishing activities	s	s	s	s
J591	Motion picture, video and television programme activities	-	-	-	-
J611	Wired telecommunications activities	-	-	-	-
J613	Satellite telecommunications activities	9,832	91,890	572	655
J619	Other telecommunications activities	s	s	s	s
J620	Computer programming, consultancy and related activities	-	-	-	-
J631	Data processing, hosting and related activities; web portals	s	s	s	s
	MIMAROPA Region	5,674	19,653	-	-
J591	Motion picture, video and television programme activities	s	s	s	s
J611	Wired telecommunications activities	s	s	s	s
J613	Satellite telecommunications activities	s	s	s	s
J619	Other telecommunications activities	s	s	s	s
	V - Bicol Region	27	1,405	-	-
J591	Motion picture, video and television programme activities	s	s	s	s
J601	Radio broadcasting	-	-	-	-
J611	Wired telecommunications activities	s	s	s	s
J613	Satellite telecommunications activities	s	s	s	s
J631	Data processing, hosting and related activities; web portals	s	s	s	s
	VI - Western Visayas	323	18,102	906	467
J581	Publishing of books, periodicals and other publishing activities	320	-	-	300
J591	Motion picture, video and television programme activities	s	s	s	s
J601	Radio broadcasting	-	-	-	-

Continued

TABLE 6a - - Continued

2009 PSIC Code	Region/ Industry Description	Capital Expenditures for Tangible Fixed Assets			
		Transport Equipment	ICT Machinery and Equipment	Specialized Industrial Machineries	General Industrial Machineries
		(5)	(6)	(7)	(8)
J602	Television programming and broadcasting activities	s	s	s	s
J611	Wired telecommunications activities	s	s	s	s
J613	Satellite telecommunications activities	-	585	896	161
J620	Computer programming, consultancy and related activities	-	45	-	-
J631	Data processing, hosting and related activities; web portals	s	s	s	s
	VII - Central Visayas	11,734	275,423	-	4,338
J581	Publishing of books, periodicals and other publishing activities	-	1,266	-	-
J582	Software publishing	s	s	s	s
J591	Motion picture, video and television programme activities	s	s	s	s
J601	Radio broadcasting	8	20	-	-
J602	Television programming and broadcasting activities	-	12,589	-	-
J612	Wireless telecommunications activities	s	s	s	s
J613	Satellite telecommunications activities	1,539	127,267	-	2,949
J619	Other telecommunications activities	-	1,008	-	334
J620	Computer programming, consultancy and related activities	10,187	132,930	-	1,054
J631	Data processing, hosting and related activities; web portals	-	343	-	-
	VIII - Eastern Visayas	2,639	6,004	-	-
J591	Motion picture, video and television programme activities	s	s	s	s
J601	Radio broadcasting	s	s	s	s
J613	Satellite telecommunications activities	s	s	s	s
J631	Data processing, hosting and related activities; web portals	s	s	s	s
	IX - Zamboanga Peninsula	-	278	-	-
J602	Television programming and broadcasting activities	s	s	s	s
J611	Wired telecommunications activities	s	s	s	s
J613	Satellite telecommunications activities	s	s	s	s

Continued

TABLE 6a - - Continued

2009 PSIC Code	Region/ Industry Description	Capital Expenditures for Tangible Fixed Assets			
		Transport Equipment	ICT Machinery and Equipment	Specialized Industrial Machineries	General Industrial Machineries
		(5)	(6)	(7)	(8)
	X - Northern Mindanao	9,238	37,595	3,970	2,418
J581	Publishing of books, periodicals and other publishing activities	s	s	s	s
J601	Radio broadcasting	6,106	405	-	83
J602	Television programming and broadcasting activities	s	s	s	s
J611	Wired telecommunications activities	s	s	s	s
J613	Satellite telecommunications activities	s	s	s	s
J619	Other telecommunications activities	s	s	s	s
J620	Computer programming, consultancy and related activities	-	3,047	-	-
	XI - Davao Region	347	59,296	-	5,495
J581	Publishing of books, periodicals and other publishing activities	s	s	s	s
J591	Motion picture, video and television programme activities	-	-	-	-
J601	Radio broadcasting	-	522	-	-
J602	Television programming and broadcasting activities	130	14,550	-	2,406
J612	Wireless telecommunicatio ns activities	s	s	s	s
J613	Satellite telecommunications activities	216	44,170	-	-
J620	Computer programming, consultancy and related activities	-	55	-	-
J631	Data processing, hosting and related activities; web portals	s	s	s	s
	XII - SOCCSKSARGEN	-	20,083	-	890
J601	Radio broadcasting	-	5,814	-	-
J602	Television programming and broadcasting activities	s	s	s	s
J611	Wired telecommunications activities	s	s	s	s
J613	Satellite telecommunications activities	-	9,731	-	890
J620	Computer programming, consultancy and related activities	s	s	s	s
	XIII - Caraga	900	3,824	-	2,644
J601	Radio broadcasting	s	s	s	s
J602	Television programming and broadcasting activities	s	s	s	s
J611	Wired telecommunications activities	s	s	s	s
J613	Satellite telecommunications activities	-	1,201	-	2,061

Continued

TABLE 6a - - Continued

2009 PSIC Code	Region/ Industry Description	Capital Expenditures for Tangible Fixed Assets		
		Other Machinery and Equipment	Valuables	Other Tangible Fixed Assets
		(9)	(10)	(11)
	PHILIPPINES	2,917,490	6,883	172,891
J581	Publishing of books, periodicals and other publishing activities	8,345	-	2,875
J582	Software publishing	883	-	-
J591	Motion picture, video and television programme activities	13,524	-	1,987
J592	Sound recording and music publishing activities	-	-	-
J601	Radio broadcasting	17,754	122	3,689
J602	Television programming and broadcasting activities	654,369	-	10,176
J611	Wired telecommunications activities	1,900,123	-	38
J612	Wireless telecommunications activities	-	-	-
J613	Satellite telecommunications activities	215,194	-	115,684
J619	Other telecommunications activities	36,958	-	154
J620	Computer programming, consultancy and related activities	53,176	6,761	34,482
J631	Data processing, hosting and related activities; web portals	17,163	-	3,413
J639	Other information service activities	-	-	393
	National Capital Region	2,786,006	6,761	155,220
J581	Publishing of books, periodicals and other publishing activities	8,187	-	2,591
J582	Software publishing	883	-	-
J591	Motion picture, video and television programme activities	13,524	-	1,308
J592	Sound recording and music publishing activities	-	-	-
J601	Radio broadcasting	11,861	-	3,660
J602	Television programming and broadcasting activities	612,991	-	10,106
J611	Wired telecommunications activities	1,863,164	-	-
J612	Wireless telecommunications activities	-	-	-
J613	Satellite telecommunications activities	214,708	-	113,333
J619	Other telecommunications activities	-	-	-
J620	Computer programming, consultancy and related activities	52,444	6,761	21,257
J631	Data processing, hosting and related activities; web portals	8,244	-	2,964
J639	Other information service activities	-	-	-

Continued

TABLE 6a - - Continued

2009 PSIC Code	Region/ Industry Description	Capital Expenditures for Tangible Fixed Assets		
		Other Machinery and Equipment	Valuables	Other Tangible Fixed Assets
		(9)	(10)	(11)
	Cordillera Administrative Region	3,330	27	25
J581	Publishing of books, periodicals and other publishing activities	S	S	S
J591	Motion picture, video and television programme activities	S	S	S
J601	Radio broadcasting	-	27	3
J602	Television programming and broadcasting activities	S	S	S
J613	Satellite telecommunications activities	S	S	S
J619	Other telecommunications activities	S	S	S
J620	Computer programming, consultancy and related activities	S	S	S
	I - Ilocos Region	5,961	-	419
J591	Motion picture, video and television programme activities	S	S	S
J601	Radio broadcasting	S	S	S
J602	Television programming and broadcasting activities	S	S	S
J613	Satellite telecommunications activities	-	-	-
J619	Other telecommunications activities	S	S	S
J620	Computer programming, consultancy and related activities	-	-	-
J639	Other information service activities	S	S	S
	II - Cagayan Valley	-	-	-
J601	Radio broadcasting	S	S	S
J612	Wireless telecommunications activities	S	S	S
J613	Satellite telecommunications activities	-	-	-
	III - Central Luzon	-	-	1,256
J581	Publishing of books, periodicals and other publishing activities	S	S	S
J591	Motion picture, video and television programme activities	-	-	-
J601	Radio broadcasting	S	S	S
J602	Television programming and broadcasting activities	S	S	S
J611	Wired telecommunications activities	S	S	S
J612	Wireless telecommunications activities	S	S	S

Continued

TABLE 6a - - Continued

2009 PSIC Code	Region/ Industry Description	Capital Expenditures for Tangible Fixed Assets		
		Other Machinery and Equipment	Valuables	Other Tangible Fixed Assets
		(9)	(10)	(11)
J613	Satellite telecommunications activities	-	-	782
J619	Other telecommunications activities	s	s	s
J620	Computer programming, consultancy and related activities	-	-	40
J631	Data processing, hosting and related activities; web portals	-	-	433
	IVA - CALABARZON	5,217	-	1,141
J581	Publishing of books, periodicals and other publishing activities	s	s	s
J591	Motion picture, video and television programme activities	-	-	-
J611	Wired telecommunications activities	-	-	-
J613	Satellite telecommunications activities	-	-	1,141
J619	Other telecommunications activities	s	s	s
J620	Computer programming, consultancy and related activities	-	-	-
J631	Data processing, hosting and related activities; web portals	s	s	s
	MIMAROPA Region	73,917	-	-
J591	Motion picture, video and television programme activities	s	s	s
J611	Wired telecommunications activities	s	s	s
J613	Satellite telecommunications activities	s	s	s
J619	Other telecommunications activities	s	s	s
	V - Bicol Region	-	-	-
J591	Motion picture, video and television programme activities	s	s	s
J601	Radio broadcasting	-	-	-
J611	Wired telecommunications activities	s	s	s
J613	Satellite telecommunications activities	s	s	s
J631	Data processing, hosting and related activities; web portals	s	s	s
	VI - Western Visayas	7,997	-	136
J581	Publishing of books, periodicals and other publishing activities	-	-	-
J591	Motion picture, video and television programme activities	s	s	s
J601	Radio broadcasting	-	-	-

Continued

TABLE 6a - - Continued

2009 PSIC Code	Region/ Industry Description	Capital Expenditures for Tangible Fixed Assets		
		Other Machinery and Equipment	Valuables	Other Tangible Fixed Assets
		(9)	(10)	(11)
J602	Television programming and broadcasting activities	s	s	s
J611	Wired telecommunications activities	s	s	s
J613	Satellite telecommunications activities	-	-	92
J620	Computer programming, consultancy and related activities	-	-	6
J631	Data processing, hosting and related activities; web portals	s	s	s
	VII - Central Visayas	10,114	-	13,506
J581	Publishing of books, periodicals and other publishing activities	-	-	261
J582	Software publishing	s	s	s
J591	Motion picture, video and television programme activities	s	s	s
J601	Radio broadcasting	-	-	-
J602	Television programming and broadcasting activities	8,991	-	23
J612	Wireless telecommunications activities	s	s	s
J613	Satellite telecommunications activities	486	-	-
J619	Other telecommunications activities	-	-	154
J620	Computer programming, consultancy and related activities	637	-	13,052
J631	Data processing, hosting and related activities; web portals	-	-	16
	VIII - Eastern Visayas	3,702	-	-
J591	Motion picture, video and television programme activities	s	s	s
J601	Radio broadcasting	s	s	s
J613	Satellite telecommunications activities	s	s	s
J631	Data processing, hosting and related activities; web portals	s	s	s
	IX - Zamboanga Peninsula	-	-	-
J602	Television programming and broadcasting activities	s	s	s
J611	Wired telecommunications activities	s	s	s
J613	Satellite telecommunications activities	s	s	s

Continued

TABLE 6a - - Concluded

2009 PSIC Code	Region/ Industry Description	Capital Expenditures for Tangible Fixed Assets		
		Other Machinery and Equipment	Valuables	Other Tangible Fixed Assets
		(9)	(10)	(11)
	X - Northern Mindanao	3,818	95	131
J581	Publishing of books, periodicals and other publishing activities	s	s	s
J601	Radio broadcasting	-	95	-
J602	Television programming and broadcasting activities	s	s	s
J611	Wired telecommunications activities	s	s	s
J613	Satellite telecommunications activities	s	s	s
J619	Other telecommunications activities	s	s	s
J620	Computer programming, consultancy and related activities	95	-	119
	XI - Davao Region	14,257	-	996
J581	Publishing of books, periodicals and other publishing activities	s	s	s
J591	Motion picture, video and television programme activities	-	-	678
J601	Radio broadcasting	2,721	-	26
J602	Television programming and broadcasting activities	11,535	-	22
J612	Wireless telecommunications activities	s	s	s
J613	Satellite telecommunications activities	-	-	263
J620	Computer programming, consultancy and related activities	-	-	8
J631	Data processing, hosting and related activities; web portals	s	s	s
	XII - SOCCSKSARGEN	3,171	-	61
J601	Radio broadcasting	3,171	-	-
J602	Television programming and broadcasting activities	s	s	s
J611	Wired telecommunications activities	s	s	s
J613	Satellite telecommunications activities	-	-	61
J620	Computer programming, consultancy and related activities	s	s	s
	XIII - Caraga	-	-	-
J601	Radio broadcasting	s	s	s
J602	Television programming and broadcasting activities	s	s	s
J611	Wired telecommunications activities	s	s	s
J613	Satellite telecommunications activities	-	-	-

TABLE 6a.2 Number of Establishments and Capital Expenditures for Tangible Fixed Assets by Mode of Acquisition for Information and Communication Establishments with Total Employment of 20 and Over by Region and Industry Group: Philippines, 2017

*(Values are in thousand pesos, except for number of establishments.
Details may not add-up to total due to rounding and/or statistical disclosure control.)*

2009 PSIC Code	Region/ Industry Description	Number of Establishments	Capital Expenditures for Tangible Fixed Assets by Mode of Acquisition	
			Total	New Tangible Fixed Assets
		(1)	(2)	(3)
	PHILIPPINES	910	50,548,974	48,863,263
J581	Publishing of books, periodicals and other publishing activities	85	178,108	141,656
J582	Software publishing	5	14,403	9,028
J591	Motion picture, video and television programme activities	61	110,143	83,164
J592	Sound recording and music publishing activities	6	905	852
J601	Radio broadcasting	77	66,173	59,293
J602	Television programming and broadcasting activities	30	2,389,033	1,568,707
J611	Wired telecommunications activities	30	11,452,396	11,140,051
J612	Wireless telecommunicatio ns activities	25	31,369,119	31,369,119
J613	Satellite telecommunications activities	87	3,215,656	3,003,081
J619	Other telecommunications activities	39	105,249	77,220
J620	Computer programming, consultancy and related activities	405	1,268,571	1,146,247
J631	Data processing, hosting and related activities; web portals	56	360,638	246,537
J639	Other information service activities	4	18,579	18,308
	National Capital Region	608	49,310,735	47,971,300
J581	Publishing of books, periodicals and other publishing activities	68	166,259	130,491
J582	Software publishing	4	14,403	9,028
J591	Motion picture, video and television programme activities	38	91,411	65,514
J592	Sound recording and music publishing activities	6	905	852
J601	Radio broadcasting	21	38,963	38,766
J602	Television programming and broadcasting activities	14	2,214,436	1,461,798
J611	Wired telecommunications activities	16	11,354,557	11,070,725
J612	Wireless telecommunicatio ns activities	20	31,274,449	31,274,449
J613	Satellite telecommunications activities	18	2,858,174	2,792,121
J619	Other telecommunications activities	30	19,518	19,290
J620	Computer programming, consultancy and related activities	331	1,058,007	951,831
J631	Data processing, hosting and related activities; web portals	39	213,489	150,270
J639	Other information service activities	3	6,165	6,165

Continued

TABLE 6a.2 - - *Continued*

2009 PSIC Code	Region/ Industry Description	Number of Establishments	Capital Expenditures for Tangible Fixed Assets by Mode of Acquisition	
			Total	New Tangible Fixed Assets
		(1)	(2)	(3)
	Cordillera Administrative Region	12	19,410	12,870
J581	Publishing of books, periodicals and other publishing activities	s	s	s
J591	Motion picture, video and television programme activities	s	s	s
J601	Radio broadcasting	5	854	854
J602	Television programming and broadcasting activities	s	s	s
J613	Satellite telecommunications activities	s	s	s
J619	Other telecommunications activities	s	s	s
J620	Computer programming, consultancy and related activities	s	s	s
	I - Ilocos Region	13	33,173	25,946
J591	Motion picture, video and television programme activities	s	s	s
J601	Radio broadcasting	s	s	s
J602	Television programming and broadcasting activities	s	s	s
J613	Satellite telecommunications activities	3	550	550
J619	Other telecommunications activities	s	s	s
J620	Computer programming, consultancy and related activities	3	-	-
J639	Other information service activities	s	s	s
	II - Cagayan Valley	8	96,442	95,969
J601	Radio broadcasting	s	s	s
J612	Wireless telecommunications activities	s	s	s
J613	Satellite telecommunications activities	4	1,772	1,299
	III - Central Luzon	32	22,223	22,223
J581	Publishing of books, periodicals and other publishing activities	s	s	s
J591	Motion picture, video and television programme activities	4	-	-
J601	Radio broadcasting	s	s	s
J602	Television programming and broadcasting activities	s	s	s
J611	Wired telecommunications activities	s	s	s
J612	Wireless telecommunications activities	s	s	s
J613	Satellite telecommunications activities	8	12,587	12,587

Continued

TABLE 6a.2 - - Continued

2009 PSIC Code	Region/ Industry Description	Number of Establishments	Capital Expenditures for Tangible Fixed Assets by Mode of Acquisition	
			Total	New Tangible Fixed Assets
		(1)	(2)	(3)
J619	Other telecommunications activities	s	s	s
J620	Computer programming, consultancy and related activities	8	5,387	5,387
J631	Data processing, hosting and related activities; web portals	4	4,215	4,215
	IVA - CALABARZON	37	241,347	179,656
J581	Publishing of books, periodicals and other publishing activities	s	s	s
J591	Motion picture, video and television programme activities	7	-	-
J611	Wired telecommunications activities	4	-	-
J613	Satellite telecommunications activities	16	111,552	100,743
J619	Other telecommunications activities	s	s	s
J620	Computer programming, consultancy and related activities	5	-	-
J631	Data processing, hosting and related activities; web portals	s	s	s
	MIMAROPA Region	4	168,261	112,745
J591	Motion picture, video and television programme activities	s	s	s
J611	Wired telecommunications activities	s	s	s
J613	Satellite telecommunications activities	s	s	s
J619	Other telecommunications activities	s	s	s
	V - Bicol Region	9	1,446	1,405
J591	Motion picture, video and television programme activities	s	s	s
J601	Radio broadcasting	3	-	-
J611	Wired telecommunications activities	s	s	s
J613	Satellite telecommunications activities	s	s	s
J631	Data processing, hosting and related activities; web portals	s	s	s
	VI - Western Visayas	32	44,984	28,494
J581	Publishing of books, periodicals and other publishing activities	4	1,180	1,180
J591	Motion picture, video and television programme activities	s	s	s
J601	Radio broadcasting	9	-	-
J602	Television programming and broadcasting activities	s	s	s

Continued

TABLE 6a.2 - - Continued

2009 PSIC Code	Region/ Industry Description	Number of Establishments	Capital Expenditures for Tangible Fixed Assets by Mode of Acquisition	
			Total	New Tangible Fixed Assets
		(1)	(2)	(3)
J611	Wired telecommunications activities	s	s	s
J613	Satellite telecommunications activities	9	1,733	1,733
J620	Computer programming, consultancy and related activities	4	52	52
J631	Data processing, hosting and related activities; web portals	s	s	s
VII - Central Visayas		80	346,228	190,246
J581	Publishing of books, periodicals and other publishing activities	6	1,527	1,527
J582	Software publishing	s	s	s
J591	Motion picture, video and television programme activities	s	s	s
J601	Radio broadcasting	10	28	20
J602	Television programming and broadcasting activities	3	35,986	22,221
J612	Wireless telecommunications activities	s	s	s
J613	Satellite telecommunications activities	6	132,762	6,744
J619	Other telecommunications activities	3	1,539	1,496
J620	Computer programming, consultancy and related activities	42	174,027	157,879
J631	Data processing, hosting and related activities; web portals	6	358	358
VIII - Eastern Visayas		6	14,709	14,089
J591	Motion picture, video and television programme activities	s	s	s
J601	Radio broadcasting	s	s	s
J613	Satellite telecommunications activities	s	s	s
J631	Data processing, hosting and related activities; web portals	s	s	s
IX - Zamboanga Peninsula		3	278	278
J602	Television programming and broadcasting activities	s	s	s
J611	Wired telecommunications activities	s	s	s
J613	Satellite telecommunications activities	s	s	s

Continued

TABLE 6a.2 - - *Continued*

2009 PSIC Code	Region/ Industry Description	Number of Establishments	Capital Expenditures for Tangible Fixed Assets by Mode of Acquisition	
			Total	New Tangible Fixed Assets
		(1)	(2)	(3)
	X - Northern Mindanao	15	93,017	85,341
J581	Publishing of books, periodicals and other publishing activities	s	s	s
J601	Radio broadcasting	5	6,689	6,689
J602	Television programming and broadcasting activities	s	s	s
J611	Wired telecommunications activities	s	s	s
J613	Satellite telecommunications activities	s	s	s
J619	Other telecommunications activities	s	s	s
J620	Computer programming, consultancy and related activities	3	31,036	31,036
	XI - Davao Region	30	116,893	98,729
J581	Publishing of books, periodicals and other publishing activities	s	s	s
J591	Motion picture, video and television programme activities	3	18,732	17,649
J601	Radio broadcasting	8	4,114	3,979
J602	Television programming and broadcasting activities	3	45,504	29,243
J612	Wireless telecommunications activities	s	s	s
J613	Satellite telecommunications activities	6	44,707	44,707
J620	Computer programming, consultancy and related activities	6	63	63
J631	Data processing, hosting and related activities; web portals	s	s	s
	XII - SOCCSKSARGEN	13	30,745	16,602
J601	Radio broadcasting	6	15,525	8,985
J602	Television programming and broadcasting activities	s	s	s
J611	Wired telecommunications activities	s	s	s
J613	Satellite telecommunications activities	4	10,682	3,079
J620	Computer programming, consultancy and related activities	s	s	s
	XIII - Caraga	8	9,083	7,369
J601	Radio broadcasting	s	s	s
J602	Television programming and broadcasting activities	s	s	s
J611	Wired telecommunications activities	s	s	s
J613	Satellite telecommunications activities	4	4,262	3,262

Continued

TABLE 6a.2 - - *Continued*

2009 PSIC Code	Region/ Industry Description	Capital Expenditures for Tangible Fixed Assets by Mode of Acquisition		
		Major Alterations and Improvements on Tangible Fixed Assets	Land and Used Tangible Fixed Assets	Tangible Fixed Assets Produced on Own Account
		(4)	(5)	(6)
	PHILIPPINES	683,223	996,467	6,021
J581	Publishing of books, periodicals and other publishing activities	23,374	13,078	-
J582	Software publishing	5,375	-	-
J591	Motion picture, video and television programme activities	2,299	24,681	-
J592	Sound recording and music publishing activities	53	-	-
J601	Radio broadcasting	250	6,542	88
J602	Television programming and broadcasting activities	74,855	745,470	-
J611	Wired telecommunications activities	281,873	30,472	-
J612	Wireless telecommunications activities	-	-	-
J613	Satellite telecommunications activities	71,453	141,122	-
J619	Other telecommunications activities	271	27,758	-
J620	Computer programming, consultancy and related activities	109,047	7,344	5,932
J631	Data processing, hosting and related activities; web portals	114,101	-	-
J639	Other information service activities	271	-	-
	National Capital Region	613,246	726,101	88
J581	Publishing of books, periodicals and other publishing activities	22,689	13,078	-
J582	Software publishing	5,375	-	-
J591	Motion picture, video and television programme activities	2,299	23,598	-
J592	Sound recording and music publishing activities	53	-	-
J601	Radio broadcasting	106	2	88
J602	Television programming and broadcasting activities	72,560	680,078	-
J611	Wired telecommunications activities	281,833	2,000	-
J612	Wireless telecommunications activities	-	-	-
J613	Satellite telecommunications activities	66,052	-	-
J619	Other telecommunications activities	229	-	-
J620	Computer programming, consultancy and related activities	98,832	7,344	-
J631	Data processing, hosting and related activities; web portals	63,218	-	-
J639	Other information service activities	-	-	-

Continued

TABLE 6a.2 - - *Continued*

2009 PSIC Code	Region/ Industry Description	Capital Expenditures for Tangible Fixed Assets by Mode of Acquisition		
		Major Alterations and Improvements on Tangible Fixed Assets	Land and Used Tangible Fixed Assets	Tangible Fixed Assets Produced on Own Account
		(4)	(5)	(6)
	Cordillera Administrative Region	-	6,539	-
J581	Publishing of books, periodicals and other publishing activities	S	S	S
J591	Motion picture, video and television programme activities	S	S	S
J601	Radio broadcasting	-	-	-
J602	Television programming and broadcasting activities	S	S	S
J613	Satellite telecommunications activities	S	S	S
J619	Other telecommunications activities	S	S	S
J620	Computer programming, consultancy and related activities	S	S	S
	I - Ilocos Region	404	6,824	-
J591	Motion picture, video and television programme activities	S	S	S
J601	Radio broadcasting	S	S	S
J602	Television programming and broadcasting activities	S	S	S
J613	Satellite telecommunications activities	-	-	-
J619	Other telecommunications activities	S	S	S
J620	Computer programming, consultancy and related activities	-	-	-
J639	Other information service activities	S	S	S
	II - Cagayan Valley	472	-	-
J601	Radio broadcasting	S	S	S
J612	Wireless telecommunications activities	S	S	S
J613	Satellite telecommunications activities	472	-	-
	III - Central Luzon	-	-	-
J581	Publishing of books, periodicals and other publishing activities	S	S	S
J591	Motion picture, video and television programme activities	-	-	-
J601	Radio broadcasting	S	S	S
J602	Television programming and broadcasting activities	S	S	S
J611	Wired telecommunications activities	S	S	S
J612	Wireless telecommunications activities	S	S	S

Continued

TABLE 6a.2 - - Continued

2009 PSIC Code	Region/ Industry Description	Capital Expenditures for Tangible Fixed Assets by Mode of Acquisition		
		Major Alterations and Improvements on Tangible Fixed Assets	Land and Used Tangible Fixed Assets	Tangible Fixed Assets Produced on Own Account
		(4)	(5)	(6)
J613	Satellite telecommunications activities	-	-	-
J619	Other telecommunications activities	s	s	s
J620	Computer programming, consultancy and related activities	-	-	-
J631	Data processing, hosting and related activities; web portals	-	-	-
	IVA - CALABARZON	55,191	6,500	-
J581	Publishing of books, periodicals and other publishing activities	s	s	s
J591	Motion picture, video and television programme activities	-	-	-
J611	Wired telecommunications activities	-	-	-
J613	Satellite telecommunications activities	4,309	6,500	-
J619	Other telecommunications activities	s	s	s
J620	Computer programming, consultancy and related activities	-	-	-
J631	Data processing, hosting and related activities; web portals	s	s	s
	MIMAROPA Region	-	55,516	-
J591	Motion picture, video and television programme activities	s	s	s
J611	Wired telecommunications activities	s	s	s
J613	Satellite telecommunications activities	s	s	s
J619	Other telecommunications activities	s	s	s
	V - Bicol Region	41	-	-
J591	Motion picture, video and television programme activities	s	s	s
J601	Radio broadcasting	-	-	-
J611	Wired telecommunications activities	s	s	s
J613	Satellite telecommunications activities	s	s	s
J631	Data processing, hosting and related activities; web portals	s	s	s
	VI - Western Visayas	-	16,490	-
J581	Publishing of books, periodicals and other publishing activities	-	-	-
J591	Motion picture, video and television programme activities	s	s	s
J601	Radio broadcasting	-	-	-

Continued

TABLE 6a.2 - - *Continued*

2009 PSIC Code	Region/ Industry Description	Capital Expenditures for Tangible Fixed Assets by Mode of Acquisition		
		Major Alterations and Improvements on Tangible Fixed Assets	Land and Used Tangible Fixed Assets	Tangible Fixed Assets Produced on Own Account
		(4)	(5)	(6)
J602	Television programming and broadcasting activities	s	s	s
J611	Wired telecommunications activities	s	s	s
J613	Satellite telecommunications activities	-	-	-
J620	Computer programming, consultancy and related activities	-	-	-
J631	Data processing, hosting and related activities; web portals	s	s	s
	VII - Central Visayas	10,384	139,666	5,932
J581	Publishing of books, periodicals and other publishing activities	-	-	-
J582	Software publishing	s	s	s
J591	Motion picture, video and television programme activities	s	s	s
J601	Radio broadcasting	8	-	-
J602	Television programming and broadcasting activities	118	13,647	-
J612	Wireless telecommunications activities	s	s	s
J613	Satellite telecommunications activities	-	126,019	-
J619	Other telecommunications activities	42	-	-
J620	Computer programming, consultancy and related activities	10,215	-	5,932
J631	Data processing, hosting and related activities; web portals	-	-	-
	VIII - Eastern Visayas	620	-	-
J591	Motion picture, video and television programme activities	s	s	s
J601	Radio broadcasting	s	s	s
J613	Satellite telecommunications activities	s	s	s
J631	Data processing, hosting and related activities; web portals	s	s	s
	IX - Zamboanga Peninsula	-	-	-
J602	Television programming and broadcasting activities	s	s	s
J611	Wired telecommunications activities	s	s	s
J613	Satellite telecommunications activities	s	s	s

Continued

TABLE 6a.2 - - *Concluded*

2009 PSIC Code	Region/ Industry Description	Capital Expenditures for Tangible Fixed Assets by Mode of Acquisition		
		Major Alterations and Improvements on Tangible Fixed Assets	Land and Used Tangible Fixed Assets	Tangible Fixed Assets Produced on Own Account
		(4)	(5)	(6)
	X - Northern Mindanao	-	7,676	-
J581	Publishing of books, periodicals and other publishing activities	S	S	S
J601	Radio broadcasting	-	-	-
J602	Television programming and broadcasting activities	S	S	S
J611	Wired telecommunications activities	S	S	S
J613	Satellite telecommunications activities	S	S	S
J619	Other telecommunications activities	S	S	S
J620	Computer programming, consultancy and related activities	-	-	-
	XI - Davao Region	2,866	15,298	-
J581	Publishing of books, periodicals and other publishing activities	S	S	S
J591	Motion picture, video and television programme activities	-	1,083	-
J601	Radio broadcasting	136	-	-
J602	Television programming and broadcasting activities	2,045	14,216	-
J612	Wireless telecommunications activities	S	S	S
J613	Satellite telecommunications activities	-	-	-
J620	Computer programming, consultancy and related activities	-	-	-
J631	Data processing, hosting and related activities; web portals	S	S	S
	XII - SOCCSKSARGEN	-	14,143	-
J601	Radio broadcasting	-	6,539	-
J602	Television programming and broadcasting activities	S	S	S
J611	Wired telecommunications activities	S	S	S
J613	Satellite telecommunications activities	-	7,603	-
J620	Computer programming, consultancy and related activities	S	S	S
	XIII - Caraga	-	1,714	-
J601	Radio broadcasting	S	S	S
J602	Television programming and broadcasting activities	S	S	S
J611	Wired telecommunications activities	S	S	S
J613	Satellite telecommunications activities	-	1,000	-

TABLE 7a Number of Establishments and Capital Expenditures for Intangible Assets by Type for Information and Communication Establishments with Total Employment of 20 and Over by Region and Industry Group: Philippines, 2017

*(Values are in thousand pesos, except for number of establishments.
Details may not add-up to total due to rounding and/or statistical disclosure control.)*

2009 PSIC Code	Region/ Industry Description	Number of Establishments	Capital Expenditures for Intangible Assets	
			Total	Intangible Non-produced Assets
		(1)	(2)	(3)
	PHILIPPINES	910	4,579,930	1,560,871
J581	Publishing of books, periodicals and other publishing activities	85	121,325	-
J582	Software publishing	5	8,875	-
J591	Motion picture, video and television programme activities	61	291,181	-
J592	Sound recording and music publishing activities	6	-	-
J601	Radio broadcasting	77	8,158	-
J602	Television programming and broadcasting activities	30	1,787,850	-
J611	Wired telecommunications activities	30	1,455,000	1,455,000
J612	Wireless telecommunicatio ns activities	25	107,530	9,426
J613	Satellite telecommunications activities	87	8	-
J619	Other telecommunications activities	39	5,548	-
J620	Computer programming, consultancy and related activities	405	720,523	96,445
J631	Data processing, hosting and related activities; web portals	56	73,931	-
J639	Other information service activities	4	-	-
	National Capital Region	608	4,092,975	1,560,871
J581	Publishing of books, periodicals and other publishing activities	68	118,581	-
J582	Software publishing	4	8,875	-
J591	Motion picture, video and television programme activities	38	291,181	-
J592	Sound recording and music publishing activities	6	-	-
J601	Radio broadcasting	21	-	-
J602	Television programming and broadcasting activities	14	1,695,439	-
J611	Wired telecommunications activities	16	1,455,000	1,455,000
J612	Wireless telecommunicatio ns activities	20	107,530	9,426
J613	Satellite telecommunications activities	18	-	-
J619	Other telecommunications activities	30	4,459	-
J620	Computer programming, consultancy and related activities	331	338,431	96,445
J631	Data processing, hosting and related activities; web portals	39	73,479	-
J639	Other information service activities	3	-	-

Continued

TABLE 7a - - Continued

2009 PSIC Code	Region/ Industry Description	Number of Establishments	Capital Expenditures for Intangible Assets	
			Total	Intangible Non-produced Assets
		(1)	(2)	(3)
	Cordillera Administrative Region	12	8,158	-
J581	Publishing of books, periodicals and other publishing activities	s	s	s
J591	Motion picture, video and television programme activities	s	s	s
J601	Radio broadcasting	5	-	-
J602	Television programming and broadcasting activities	s	s	s
J613	Satellite telecommunications activities	s	s	s
J619	Other telecommunications activities	s	s	s
J620	Computer programming, consultancy and related activities	s	s	s
	I - Ilocos Region	13	380,655	-
J591	Motion picture, video and television programme activities	s	s	s
J601	Radio broadcasting	s	s	s
J602	Television programming and broadcasting activities	s	s	s
J613	Satellite telecommunications activities	3	-	-
J619	Other telecommunications activities	s	s	s
J620	Computer programming, consultancy and related activities	3	372,143	-
J639	Other information service activities	s	s	s
	II - Cagayan Valley	8	-	-
J601	Radio broadcasting	s	s	s
J612	Wireless telecommunications activities	s	s	s
J613	Satellite telecommunications activities	4	-	-
	III - Central Luzon	32	242	-
J581	Publishing of books, periodicals and other publishing activities	s	s	s
J591	Motion picture, video and television programme activities	4	-	-
J601	Radio broadcasting	s	s	s
J602	Television programming and broadcasting activities	s	s	s
J611	Wired telecommunications activities	s	s	s
J612	Wireless telecommunications activities	s	s	s
J613	Satellite telecommunications activities	8	8	-

Continued

TABLE 7a - - Continued

2009 PSIC Code	Region/ Industry Description	Number of Establishments	Capital Expenditures for Intangible Assets	
			Total	Intangible Non-produced Assets
		(1)	(2)	(3)
J619	Other telecommunications activities	s	s	s
J620	Computer programming, consultancy and related activities	8	-	-
J631	Data processing, hosting and related activities; web portals	4	235	-
IVA - CALABARZON		37	-	-
J581	Publishing of books, periodicals and other publishing activities	s	s	s
J591	Motion picture, video and television programme activities	7	-	-
J611	Wired telecommunications activities	4	-	-
J613	Satellite telecommunications activities	16	-	-
J619	Other telecommunications activities	s	s	s
J620	Computer programming, consultancy and related activities	5	-	-
J631	Data processing, hosting and related activities; web portals	s	s	s
MIMAROPA Region		4	-	-
J591	Motion picture, video and television programme activities	s	s	s
J611	Wired telecommunications activities	s	s	s
J613	Satellite telecommunications activities	s	s	s
J619	Other telecommunications activities	s	s	s
V - Bicol Region		9	-	-
J591	Motion picture, video and television programme activities	s	s	s
J601	Radio broadcasting	3	-	-
J611	Wired telecommunications activities	s	s	s
J613	Satellite telecommunications activities	s	s	s
J631	Data processing, hosting and related activities; web portals	s	s	s
VI - Western Visayas		32	20,573	-
J581	Publishing of books, periodicals and other publishing activities	4	-	-
J591	Motion picture, video and television programme activities	s	s	s
J601	Radio broadcasting	9	-	-
J602	Television programming and broadcasting activities	s	s	s

Continued

TABLE 7a - - Continued

2009 PSIC Code	Region/ Industry Description	Number of Establishments	Capital Expenditures for Intangible Assets	
			Total	Intangible Non-produced Assets
		(1)	(2)	(3)
J611	Wired telecommunications activities	s	s	s
J613	Satellite telecommunications activities	9	-	-
J620	Computer programming, consultancy and related activities	4	-	-
J631	Data processing, hosting and related activities; web portals	s	s	s
VII - Central Visayas		80	30,944	-
J581	Publishing of books, periodicals and other publishing activities	6	2,744	-
J582	Software publishing	s	s	s
J591	Motion picture, video and television programme activities	s	s	s
J601	Radio broadcasting	10	-	-
J602	Television programming and broadcasting activities	3	17,026	-
J612	Wireless telecommunications activities	s	s	s
J613	Satellite telecommunications activities	6	-	-
J619	Other telecommunications activities	3	1,090	-
J620	Computer programming, consultancy and related activities	42	9,867	-
J631	Data processing, hosting and related activities; web portals	6	218	-
VIII - Eastern Visayas		6	-	-
J591	Motion picture, video and television programme activities	s	s	s
J601	Radio broadcasting	s	s	s
J613	Satellite telecommunications activities	s	s	s
J631	Data processing, hosting and related activities; web portals	s	s	s
IX - Zamboanga Peninsula		3	-	-
J602	Television programming and broadcasting activities	s	s	s
J611	Wired telecommunications activities	s	s	s
J613	Satellite telecommunications activities	s	s	s

Continued

TABLE 7a - - Continued

2009 PSIC Code	Region/ Industry Description	Number of Establishments	Capital Expenditures for Intangible Assets	
			Total	Intangible Non-produced Assets
		(1)	(2)	(3)
	X - Northern Mindanao	15	9,660	-
J581	Publishing of books, periodicals and other publishing activities	s	s	s
J601	Radio broadcasting	5	-	-
J602	Television programming and broadcasting activities	s	s	s
J611	Wired telecommunications activities	s	s	s
J613	Satellite telecommunications activities	s	s	s
J619	Other telecommunications activities	s	s	s
J620	Computer programming, consultancy and related activities	3	83	-
	XI - Davao Region	30	28,536	-
J581	Publishing of books, periodicals and other publishing activities	s	s	s
J591	Motion picture, video and television programme activities	3	-	-
J601	Radio broadcasting	8	-	-
J602	Television programming and broadcasting activities	3	28,536	-
J612	Wireless telecommunications activities	s	s	s
J613	Satellite telecommunications activities	6	-	-
J620	Computer programming, consultancy and related activities	6	-	-
J631	Data processing, hosting and related activities; web portals	s	s	s
	XII - SOCCSKSARGEN	13	8,158	-
J601	Radio broadcasting	6	8,158	-
J602	Television programming and broadcasting activities	s	s	s
J611	Wired telecommunications activities	s	s	s
J613	Satellite telecommunications activities	4	-	-
J620	Computer programming, consultancy and related activities	s	s	s
	XIII - Caraga	8	29	-
J601	Radio broadcasting	s	s	s
J602	Television programming and broadcasting activities	s	s	s
J611	Wired telecommunications activities	s	s	s
J613	Satellite telecommunications activities	4	-	-

Continued

TABLE 7a - - Continued

2009 PSIC Code	Region/ Industry Description	Capital Expenditures for Intangible Assets			
		Computer Software and Databases	Entertainment, Literary and Artistic Originals	Research and Development	Other Intangible Assets
		(4)	(5)	(6)	(7)
	PHILIPPINES	1,317,473	1,695,823	5,763	-
J581	Publishing of books, periodicals and other publishing activities	750	120,575	-	-
J582	Software publishing	-	8,875	-	-
J591	Motion picture, video and television programme activities	31,176	260,005	-	-
J592	Sound recording and music publishing activities	-	-	-	-
J601	Radio broadcasting	-	8,158	-	-
J602	Television programming and broadcasting activities	489,640	1,298,210	-	-
J611	Wired telecommunications activities	-	-	-	-
J612	Wireless telecommunications activities	98,104	-	-	-
J613	Satellite telecommunications activities	8	-	-	-
J619	Other telecommunications activities	1,090	-	4,459	-
J620	Computer programming, consultancy and related activities	622,775	-	1,304	-
J631	Data processing, hosting and related activities; web portals	73,931	-	-	-
J639	Other information service activities	-	-	-	-
	National Capital Region	933,831	1,592,511	5,763	-
J581	Publishing of books, periodicals and other publishing activities	750	117,831	-	-
J582	Software publishing	-	8,875	-	-
J591	Motion picture, video and television programme activities	31,176	260,005	-	-
J592	Sound recording and music publishing activities	-	-	-	-
J601	Radio broadcasting	-	-	-	-
J602	Television programming and broadcasting activities	489,640	1,205,799	-	-
J611	Wired telecommunications activities	-	-	-	-
J612	Wireless telecommunications activities	98,104	-	-	-
J613	Satellite telecommunications activities	-	-	-	-
J619	Other telecommunications activities	-	-	4,459	-
J620	Computer programming, consultancy and related activities	240,682	-	1,304	-
J631	Data processing, hosting and related activities; web portals	73,479	-	-	-
J639	Other information service activities	-	-	-	-

Continued

TABLE 7a - - Continued

2009 PSIC Code	Region/ Industry Description	Capital Expenditures for Intangible Assets			
		Computer Software and Databases	Entertainment, Literary and Artistic Originals	Research and Development	Other Intangible Assets
		(4)	(5)	(6)	(7)
	Cordillera Administrative Region	-	8,158	-	-
J581	Publishing of books, periodicals and other publishing activities	S	S	S	S
J591	Motion picture, video and television programme activities	S	S	S	S
J601	Radio broadcasting	-	-	-	-
J602	Television programming and broadcasting activities	S	S	S	S
J613	Satellite telecommunications activities	S	S	S	S
J619	Other telecommunications activities	S	S	S	S
J620	Computer programming, consultancy and related activities	S	S	S	S
	I - Ilocos Region	372,143	8,513	-	-
J591	Motion picture, video and television programme activities	S	S	S	S
J601	Radio broadcasting	S	S	S	S
J602	Television programming and broadcasting activities	S	S	S	S
J613	Satellite telecommunications activities	-	-	-	-
J619	Other telecommunications activities	S	S	S	S
J620	Computer programming, consultancy and related activities	372,143	-	-	-
J639	Other information service activities	S	S	S	S
	II - Cagayan Valley	-	-	-	-
J601	Radio broadcasting	S	S	S	S
J612	Wireless telecommunications activities	S	S	S	S
J613	Satellite telecommunications activities	-	-	-	-
	III - Central Luzon	242	-	-	-
J581	Publishing of books, periodicals and other publishing activities	S	S	S	S
J591	Motion picture, video and television programme activities	-	-	-	-
J601	Radio broadcasting	S	S	S	S
J602	Television programming and broadcasting activities	S	S	S	S
J611	Wired telecommunications activities	S	S	S	S
J612	Wireless telecommunications activities	S	S	S	S
J613	Satellite telecommunications activities	8	-	-	-

Continued

TABLE 7a - - Continued

2009 PSIC Code	Region/ Industry Description	Capital Expenditures for Intangible Assets			
		Computer Software and Databases	Entertainment, Literary and Artistic Originals	Research and Development	Other Intangible Assets
		(4)	(5)	(6)	(7)
J619	Other telecommunications activities	s	s	s	s
J620	Computer programming, consultancy and related activities	-	-	-	-
J631	Data processing, hosting and related activities; web portals	235	-	-	-
IVA - CALABARZON		-	-	-	-
J581	Publishing of books, periodicals and other publishing activities	s	s	s	s
J591	Motion picture, video and television programme activities	-	-	-	-
J611	Wired telecommunications activities	-	-	-	-
J613	Satellite telecommunications activities	-	-	-	-
J619	Other telecommunications activities	s	s	s	s
J620	Computer programming, consultancy and related activities	-	-	-	-
J631	Data processing, hosting and related activities; web portals	s	s	s	s
MIMAROPA Region		-	-	-	-
J591	Motion picture, video and television programme activities	s	s	s	s
J611	Wired telecommunications activities	s	s	s	s
J613	Satellite telecommunications activities	s	s	s	s
J619	Other telecommunications activities	s	s	s	s
V - Bicol Region		-	-	-	-
J591	Motion picture, video and television programme activities	s	s	s	s
J601	Radio broadcasting	-	-	-	-
J611	Wired telecommunications activities	s	s	s	s
J613	Satellite telecommunications activities	s	s	s	s
J631	Data processing, hosting and related activities; web portals	s	s	s	s
VI - Western Visayas		-	20,573	-	-
J581	Publishing of books, periodicals and other publishing activities	-	-	-	-
J591	Motion picture, video and television programme activities	s	s	s	s
J601	Radio broadcasting	-	-	-	-
J602	Television programming and broadcasting activities	s	s	s	s

Continued

TABLE 7a - - Continued

2009 PSIC Code	Region/ Industry Description	Capital Expenditures for Intangible Assets			
		Computer Software and Databases	Entertainment, Literary and Artistic Originals	Research and Development	Other Intangible Assets
		(4)	(5)	(6)	(7)
J611	Wired telecommunications activities	\$	\$	\$	\$
J613	Satellite telecommunications activities	-	-	-	-
J620	Computer programming, consultancy and related activities	-	-	-	-
J631	Data processing, hosting and related activities; web portals	\$	\$	\$	\$
	VII - Central Visayas	11,174	19,769	-	-
J581	Publishing of books, periodicals and other publishing activities	-	2,744	-	-
J582	Software publishing	\$	\$	\$	\$
J591	Motion picture, video and television programme activities	\$	\$	\$	\$
J601	Radio broadcasting	-	-	-	-
J602	Television programming and broadcasting activities	-	17,026	-	-
J612	Wireless telecommunications activities	\$	\$	\$	\$
J613	Satellite telecommunications activities	-	-	-	-
J619	Other telecommunications activities	1,090	-	-	-
J620	Computer programming, consultancy and related activities	9,867	-	-	-
J631	Data processing, hosting and related activities; web portals	218	-	-	-
	VIII - Eastern Visayas	-	-	-	-
J591	Motion picture, video and television programme activities	\$	\$	\$	\$
J601	Radio broadcasting	\$	\$	\$	\$
J613	Satellite telecommunications activities	\$	\$	\$	\$
J631	Data processing, hosting and related activities; web portals	\$	\$	\$	\$
	IX - Zamboanga Peninsula	-	-	-	-
J602	Television programming and broadcasting activities	\$	\$	\$	\$
J611	Wired telecommunications activities	\$	\$	\$	\$
J613	Satellite telecommunications activities	\$	\$	\$	\$

Continued

TABLE 7a - - Concluded

2009 PSIC Code	Region/ Industry Description	Capital Expenditures for Intangible Assets			
		Computer Software and Databases	Entertainment, Literary and Artistic Originals	Research and Development	Other Intangible Assets
		(4)	(5)	(6)	(7)
	X - Northern Mindanao	83	9,577	-	-
J581	Publishing of books, periodicals and other publishing activities	S	S	S	S
J601	Radio broadcasting	-	-	-	-
J602	Television programming and broadcasting activities	S	S	S	S
J611	Wired telecommunications activities	S	S	S	S
J613	Satellite telecommunications activities	S	S	S	S
J619	Other telecommunications activities	S	S	S	S
J620	Computer programming, consultancy and related activities	83	-	-	-
	XI - Davao Region	-	28,536	-	-
J581	Publishing of books, periodicals and other publishing activities	S	S	S	S
J591	Motion picture, video and television programme activities	-	-	-	-
J601	Radio broadcasting	-	-	-	-
J602	Television programming and broadcasting activities	-	28,536	-	-
J612	Wireless telecommunications activities	S	S	S	S
J613	Satellite telecommunications activities	-	-	-	-
J620	Computer programming, consultancy and related activities	-	-	-	-
J631	Data processing, hosting and related activities; web portals	S	S	S	S
	XII - SOCCSKSARGEN	-	8,158	-	-
J601	Radio broadcasting	-	8,158	-	-
J602	Television programming and broadcasting activities	S	S	S	S
J611	Wired telecommunications activities	S	S	S	S
J613	Satellite telecommunications activities	-	-	-	-
J620	Computer programming, consultancy and related activities	S	S	S	S
	XIII - Caraga	-	29	-	-
J601	Radio broadcasting	S	S	S	S
J602	Television programming and broadcasting activities	S	S	S	S
J611	Wired telecommunications activities	S	S	S	S
J613	Satellite telecommunications activities	-	-	-	-

TABLE 8a Number of Establishments and Gross Additions to Tangible Fixed Assets for Information and Communication Establishments with Total Employment of 20 and Over by Region and Industry Group: Philippines, 2017

*(Values are in thousand pesos, except for number of establishments.
Details may not add-up to total due to rounding and/or statistical disclosure control.)*

2009 PSIC Code	Region/ Industry Description	Number of Establishments	Gross Additions to Tangible Fixed Assets	Capital Expenditures	Sale of Tangible Fixed Assets
		(1)	(2)	(3)	(4)
PHILIPPINES		910	50,268,916	50,525,879	256,963
J581	Publishing of books, periodicals and other publishing activities	85	168,333	178,108	9,776
J582	Software publishing	5	14,403	14,403	-
J591	Motion picture, video and television programme activities	61	109,439	110,143	704
J592	Sound recording and music publishing activities	6	905	905	-
J601	Radio broadcasting	77	66,173	66,173	-
J602	Television programming and broadcasting activities	30	2,387,888	2,389,033	1,145
J611	Wired telecommunications activities	30	11,423,766	11,452,396	28,630
J612	Wireless telecommunicatio ns activities	25	31,364,976	31,369,119	4,142
J613	Satellite telecommunications activities	87	3,214,685	3,215,656	971
J619	Other telecommunications activities	39	105,249	105,249	-
J620	Computer programming, consultancy and related activities	405	1,052,562	1,252,323	199,760
J631	Data processing, hosting and related activities; web portals	56	341,956	353,792	11,836
J639	Other information service activities	4	18,579	18,579	-
National Capital Region		608	49,118,400	49,287,640	169,241
J581	Publishing of books, periodicals and other publishing activities	68	156,483	166,259	9,776
J582	Software publishing	4	14,403	14,403	-
J591	Motion picture, video and television programme activities	38	90,708	91,411	704
J592	Sound recording and music publishing activities	6	905	905	-
J601	Radio broadcasting	21	38,963	38,963	-
J602	Television programming and broadcasting activities	14	2,213,325	2,214,436	1,111
J611	Wired telecommunications activities	16	11,326,185	11,354,557	28,373
J612	Wireless telecommunicatio ns activities	20	31,270,306	31,274,449	4,142
J613	Satellite telecommunications activities	18	2,857,203	2,858,174	971
J619	Other telecommunications activities	30	19,518	19,518	-
J620	Computer programming, consultancy and related activities	331	929,430	1,041,759	112,329
J631	Data processing, hosting and related activities; web portals	39	194,806	206,642	11,836
J639	Other information service activities	3	6,165	6,165	

Continued

TABLE 8a - - Continued

2009 PSIC Code	Region/ Industry Description	Number of Establishments	Gross Additions to Tangible Fixed Assets	Capital Expenditures	Sale of Tangible Fixed Assets
		(1)	(2)	(3)	(4)
	Cordillera Administrative Region	12	19,410	19,410	-
J581	Publishing of books, periodicals and other publishing activities	s	s	s	s
J591	Motion picture, video and television programme activities	s	s	s	s
J601	Radio broadcasting	5	854	854	-
J602	Television programming and broadcasting activities	s	s	s	s
J613	Satellite telecommunications activities	s	s	s	s
J619	Other telecommunications activities	s	s	s	s
J620	Computer programming, consultancy and related activities	s	s	s	s
	I - Ilocos Region	13	33,173	33,173	-
J591	Motion picture, video and television programme activities	s	s	s	s
J601	Radio broadcasting	s	s	s	s
J602	Television programming and broadcasting activities	s	s	s	s
J613	Satellite telecommunications activities	3	550	550	-
J619	Other telecommunications activities	s	s	s	s
J620	Computer programming, consultancy and related activities	3	-	-	-
J639	Other information service activities	s	s	s	s
	II - Cagayan Valley	8	96,442	96,442	-
J601	Radio broadcasting	s	s	s	s
J612	Wireless telecommunications activities	s	s	s	s
J613	Satellite telecommunications activities	4	1,772	1,772	-
	III - Central Luzon	32	22,223	22,223	-
J581	Publishing of books, periodicals and other publishing activities	s	s	s	s
J591	Motion picture, video and television programme activities	4	-	-	-
J601	Radio broadcasting	s	s	s	s
J602	Television programming and broadcasting activities	s	s	s	s
J611	Wired telecommunications activities	s	s	s	s
J612	Wireless telecommunications activities	s	s	s	s
J613	Satellite telecommunications activities	8	12,587	12,587	-

Continued

TABLE 8a - - Continued

2009 PSIC Code	Region/ Industry Description	Number of Establishments	Gross Additions to Tangible Fixed Assets	Capital Expenditures	Sale of Tangible Fixed Assets
		(1)	(2)	(3)	(4)
J619	Other telecommunications activities	s	s	s	s
J620	Computer programming, consultancy and related activities	8	5,387	5,387	-
J631	Data processing, hosting and related activities; web portals	4	4,215	4,215	-
	IVA - CALABARZON	37	241,347	241,347	-
J581	Publishing of books, periodicals and other publishing activities	s	s	s	s
J591	Motion picture, video and television programme activities	7	-	-	-
J611	Wired telecommunications activities	4	-	-	-
J613	Satellite telecommunications activities	16	111,552	111,552	-
J619	Other telecommunications activities	s	s	s	s
J620	Computer programming, consultancy and related activities	5	-	-	-
J631	Data processing, hosting and related activities; web portals	s	s	s	s
	MIMAROPA Region	4	168,261	168,261	-
J591	Motion picture, video and television programme activities	s	s	s	s
J611	Wired telecommunications activities	s	s	s	s
J613	Satellite telecommunications activities	s	s	s	s
J619	Other telecommunications activities	s	s	s	s
	V - Bicol Region	9	1,446	1,446	-
J591	Motion picture, video and television programme activities	s	s	s	s
J601	Radio broadcasting	3	-	-	-
J611	Wired telecommunications activities	s	s	s	s
J613	Satellite telecommunications activities	s	s	s	s
J631	Data processing, hosting and related activities; web portals	s	s	s	s
	VI - Western Visayas	32	44,984	44,984	-
J581	Publishing of books, periodicals and other publishing activities	4	1,180	1,180	-
J591	Motion picture, video and television programme activities	s	s	s	s
J601	Radio broadcasting	9	-	-	-
J602	Television programming and broadcasting activities	s	s	s	s

Continued

TABLE 8a - - Continued

2009 PSIC Code	Region/ Industry Description	Number of Establishments	Gross Additions to Tangible Fixed Assets	Capital Expenditures	Sale of Tangible Fixed Assets
		(1)	(2)	(3)	(4)
J611	Wired telecommunications activities	s	s	s	s
J613	Satellite telecommunications activities	9	1,733	1,733	-
J620	Computer programming, consultancy and related activities	4	52	52	-
J631	Data processing, hosting and related activities; web portals	s	s	s	s
VII - Central Visayas		80	258,797	346,228	87,431
J581	Publishing of books, periodicals and other publishing activities	6	1,527	1,527	-
J582	Software publishing	s	s	s	s
J591	Motion picture, video and television programme activities	s	s	s	s
J601	Radio broadcasting	10	28	28	-
J602	Television programming and broadcasting activities	3	35,986	35,986	-
J612	Wireless telecommunications activities	s	s	s	s
J613	Satellite telecommunications activities	6	132,762	132,762	-
J619	Other telecommunications activities	3	1,539	1,539	-
J620	Computer programming, consultancy and related activities	42	86,595	174,027	87,431
J631	Data processing, hosting and related activities; web portals	6	358	358	-
VIII - Eastern Visayas		6	14,709	14,709	-
J591	Motion picture, video and television programme activities	s	s	s	s
J601	Radio broadcasting	s	s	s	s
J613	Satellite telecommunications activities	s	s	s	s
J631	Data processing, hosting and related activities; web portals	s	s	s	s
IX - Zamboanga Peninsula		3	278	278	-
J602	Television programming and broadcasting activities	s	s	s	s
J611	Wired telecommunications activities	s	s	s	s
J613	Satellite telecommunications activities	s	s	s	s

Continued

TABLE 8a - - Concluded

2009 PSIC Code	Region/ Industry Description	Number of Establishments	Gross Additions to Tangible Fixed Assets	Capital Expenditures	Sale of Tangible Fixed Assets
		(1)	(2)	(3)	(4)
	X - Northern Mindanao	15	93,017	93,017	-
J581	Publishing of books, periodicals and other publishing activities	s	s	s	s
J601	Radio broadcasting	5	6,689	6,689	-
J602	Television programming and broadcasting activities	s	s	s	s
J611	Wired telecommunications activities	s	s	s	s
J613	Satellite telecommunications activities	s	s	s	s
J619	Other telecommunications activities	s	s	s	s
J620	Computer programming, consultancy and related activities	3	31,036	31,036	-
	XI - Davao Region	30	116,859	116,893	34
J581	Publishing of books, periodicals and other publishing activities	s	s	s	s
J591	Motion picture, video and television programme activities	3	18,732	18,732	-
J601	Radio broadcasting	8	4,114	4,114	-
J602	Television programming and broadcasting activities	3	45,471	45,504	34
J612	Wireless telecommunications activities	s	s	s	s
J613	Satellite telecommunications activities	6	44,707	44,707	-
J620	Computer programming, consultancy and related activities	6	63	63	-
J631	Data processing, hosting and related activities; web portals	s	s	s	s
	XII - SOCCSKSARGEN	13	30,487	30,745	258
J601	Radio broadcasting	6	15,525	15,525	-
J602	Television programming and broadcasting activities	s	s	s	s
J611	Wired telecommunications activities	s	s	s	s
J613	Satellite telecommunications activities	4	10,682	10,682	-
J620	Computer programming, consultancy and related activities	s	s	s	s
	XIII - Caraga	8	9,083	9,083	-
J601	Radio broadcasting	s	s	s	s
J602	Television programming and broadcasting activities	s	s	s	s
J611	Wired telecommunications activities	s	s	s	s
J613	Satellite telecommunications activities	4	4,262	4,262	-

TABLE 8a.1 Number of Establishments and Sale of Tangible Fixed Assets by Type for Information and Communication Establishments with Total Employment of 20 and Over by Region and Industry Group: Philippines, 2017

*(Values are in thousand pesos, except for number of establishments.
Details may not add-up to total due to rounding and/or statistical disclosure control.)*

2009 PSIC Code	Region/ Industry Description	Number of Establishments	Sale of Tangible Fixed Assets	
			Total	Land
		(1)	(2)	(3)
	PHILIPPINES	910	256,963	-
J581	Publishing of books, periodicals and other publishing activities	85	9,776	-
J582	Software publishing	5	-	-
J591	Motion picture, video and television programme activities	61	704	-
J592	Sound recording and music publishing activities	6	-	-
J601	Radio broadcasting	77	-	-
J602	Television programming and broadcasting activities	30	1,145	-
J611	Wired telecommunications activities	30	28,630	-
J612	Wireless telecommunications activities	25	4,142	-
J613	Satellite telecommunications activities	87	971	-
J619	Other telecommunications activities	39	-	-
J620	Computer programming, consultancy and related activities	405	199,760	-
J631	Data processing, hosting and related activities; web portals	56	11,836	-
J639	Other information service activities	4	-	-
	National Capital Region	608	169,241	-
J581	Publishing of books, periodicals and other publishing activities	68	9,776	-
J582	Software publishing	4	-	-
J591	Motion picture, video and television programme activities	38	704	-
J592	Sound recording and music publishing activities	6	-	-
J601	Radio broadcasting	21	-	-
J602	Television programming and broadcasting activities	14	1,111	-
J611	Wired telecommunications activities	16	28,373	-
J612	Wireless telecommunications activities	20	4,142	-
J613	Satellite telecommunications activities	18	971	-
J619	Other telecommunications activities	30	-	-
J620	Computer programming, consultancy and related activities	331	112,329	-
J631	Data processing, hosting and related activities; web portals	39	11,836	-
J639	Other information service activities	3	-	-

Continued

TABLE 8a.1 - - *Continued*

2009 PSIC Code	Region/ Industry Description	Number of Establishments	Sale of Tangible Fixed Assets	
			Total	Land
		(1)	(2)	(3)
	Cordillera Administrative Region	12	-	-
J581	Publishing of books, periodicals and other publishing activities	s	s	s
J591	Motion picture, video and television programme activities	s	s	s
J601	Radio broadcasting	5	-	-
J602	Television programming and broadcasting activities	s	s	s
J613	Satellite telecommunications activities	s	s	s
J619	Other telecommunications activities	s	s	s
J620	Computer programming, consultancy and related activities	s	s	s
	I - Ilocos Region	13	-	-
J591	Motion picture, video and television programme activities	s	s	s
J601	Radio broadcasting	s	s	s
J602	Television programming and broadcasting activities	s	s	s
J613	Satellite telecommunications activities	3	-	-
J619	Other telecommunications activities	s	s	s
J620	Computer programming, consultancy and related activities	3	-	-
J639	Other information service activities	s	s	s
	II - Cagayan Valley	8	-	-
J601	Radio broadcasting	s	s	s
J612	Wireless telecommunications activities	s	s	s
J613	Satellite telecommunications activities	4	-	-
	III - Central Luzon	32	-	-
J581	Publishing of books, periodicals and other publishing activities	s	s	s
J591	Motion picture, video and television programme activities	4	-	-
J601	Radio broadcasting	s	s	s
J602	Television programming and broadcasting activities	s	s	s
J611	Wired telecommunications activities	s	s	s
J612	Wireless telecommunications activities	s	s	s
J613	Satellite telecommunications activities	8	-	-

Continued

TABLE 8a.1 - - *Continued*

2009 PSIC Code	Region/ Industry Description	Number of Establishments	Sale of Tangible Fixed Assets	
			Total	Land
		(1)	(2)	(3)
J619	Other telecommunications activities	s	s	s
J620	Computer programming, consultancy and related activities	8	-	-
J631	Data processing, hosting and related activities; web portals	4	-	-
	IVA - CALABARZON	37	-	-
J581	Publishing of books, periodicals and other publishing activities	s	s	s
J591	Motion picture, video and television programme activities	7	-	-
J611	Wired telecommunications activities	4	-	-
J613	Satellite telecommunications activities	16	-	-
J619	Other telecommunications activities	s	s	s
J620	Computer programming, consultancy and related activities	5	-	-
J631	Data processing, hosting and related activities; web portals	s	s	s
	MIMAROPA Region	4	-	-
J591	Motion picture, video and television programme activities	s	s	s
J611	Wired telecommunications activities	s	s	s
J613	Satellite telecommunications activities	s	s	s
J619	Other telecommunications activities	s	s	s
	V - Bicol Region	9	-	-
J591	Motion picture, video and television programme activities	s	s	s
J601	Radio broadcasting	3	-	-
J611	Wired telecommunications activities	s	s	s
J613	Satellite telecommunications activities	s	s	s
J631	Data processing, hosting and related activities; web portals	s	s	s
	VI - Western Visayas	32	-	-
J581	Publishing of books, periodicals and other publishing activities	4	-	-
J591	Motion picture, video and television programme activities	s	s	s
J601	Radio broadcasting	9	-	-
J602	Television programming and broadcasting activities	s	s	s

Continued

TABLE 8a.1 - - *Continued*

2009 PSIC Code	Region/ Industry Description	Number of Establishments	Sale of Tangible Fixed Assets	
			Total	Land
		(1)	(2)	(3)
J611	Wired telecommunications activities	s	s	s
J613	Satellite telecommunications activities	9	-	-
J620	Computer programming, consultancy and related activities	4	-	-
J631	Data processing, hosting and related activities; web portals	s	s	s
VII - Central Visayas		80	87,431	-
J581	Publishing of books, periodicals and other publishing activities	6	-	-
J582	Software publishing	s	s	s
J591	Motion picture, video and television programme activities	s	s	s
J601	Radio broadcasting	10	-	-
J602	Television programming and broadcasting activities	3	-	-
J612	Wireless telecommunications activities	s	s	s
J613	Satellite telecommunications activities	6	-	-
J619	Other telecommunications activities	3	-	-
J620	Computer programming, consultancy and related activities	42	87,431	-
J631	Data processing, hosting and related activities; web portals	6	-	-
VIII - Eastern Visayas		6	-	-
J591	Motion picture, video and television programme activities	s	s	s
J601	Radio broadcasting	s	s	s
J613	Satellite telecommunications activities	s	s	s
J631	Data processing, hosting and related activities; web portals	s	s	s
IX - Zamboanga Peninsula		3	-	-
J602	Television programming and broadcasting activities	s	s	s
J611	Wired telecommunications activities	s	s	s
J613	Satellite telecommunications activities	s	s	s

Continued

TABLE 8a.1 - - *Continued*

2009 PSIC Code	Region/ Industry Description	Number of Establishments	Sale of Tangible Fixed Assets	
			Total	Land
		(1)	(2)	(3)
	X - Northern Mindanao	15	-	-
J581	Publishing of books, periodicals and other publishing activities	s	s	s
J601	Radio broadcasting	5	-	-
J602	Television programming and broadcasting activities	s	s	s
J611	Wired telecommunications activities	s	s	s
J613	Satellite telecommunications activities	s	s	s
J619	Other telecommunications activities	s	s	s
J620	Computer programming, consultancy and related activities	3	-	-
	XI - Davao Region	30	34	-
J581	Publishing of books, periodicals and other publishing activities	s	s	s
J591	Motion picture, video and television programme activities	3	-	-
J601	Radio broadcasting	8	-	-
J602	Television programming and broadcasting activities	3	34	-
J612	Wireless telecommunications activities	s	s	s
J613	Satellite telecommunications activities	6	-	-
J620	Computer programming, consultancy and related activities	6	-	-
J631	Data processing, hosting and related activities; web portals	s	s	s
	XII - SOCCSKSARGEN	13	258	-
J601	Radio broadcasting	6	-	-
J602	Television programming and broadcasting activities	s	s	s
J611	Wired telecommunications activities	s	s	s
J613	Satellite telecommunications activities	4	-	-
J620	Computer programming, consultancy and related activities	s	s	s
	XIII - Caraga	8	-	-
J601	Radio broadcasting	s	s	s
J602	Television programming and broadcasting activities	s	s	s
J611	Wired telecommunications activities	s	s	s
J613	Satellite telecommunications activities	4	-	-

Continued

TABLE 8a.1 - - *Continued*

2009 PSIC Code	Region/ Industry Description	Sale of Tangible Fixed Assets			
		Buildings, Other Structures and Land Improvements	Transport Equipment	ICT Machinery and Equipment	Specialized Industrial Machinery
		(4)	(5)	(6)	(7)
	PHILIPPINES	14,001	64,375	97,283	-
J581	Publishing of books, periodicals and other publishing activities	-	9,776	-	-
J582	Software publishing	-	-	-	-
J591	Motion picture, video and television programme activities	-	704	-	-
J592	Sound recording and music publishing activities	-	-	-	-
J601	Radio broadcasting	-	-	-	-
J602	Television programming and broadcasting activities	-	828	316	-
J611	Wired telecommunications activities	-	24,630	1,000	-
J612	Wireless telecommunications activities	-	1,154	2,969	-
J613	Satellite telecommunications activities	-	956	15	-
J619	Other telecommunications activities	-	-	-	-
J620	Computer programming, consultancy and related activities	13,995	26,327	81,491	-
J631	Data processing, hosting and related activities; web portals	6	-	11,492	-
J639	Other information service activities	-	-	-	-
	National Capital Region	10,792	52,235	41,755	-
J581	Publishing of books, periodicals and other publishing activities	-	9,776	-	-
J582	Software publishing	-	-	-	-
J591	Motion picture, video and television programme activities	-	704	-	-
J592	Sound recording and music publishing activities	-	-	-	-
J601	Radio broadcasting	-	-	-	-
J602	Television programming and broadcasting activities	-	804	307	-
J611	Wired telecommunications activities	-	24,373	1,000	-
J612	Wireless telecommunications activities	-	1,154	2,969	-
J613	Satellite telecommunications activities	-	956	15	-
J619	Other telecommunications activities	-	-	-	-
J620	Computer programming, consultancy and related activities	10,785	14,469	25,972	-
J631	Data processing, hosting and related activities; web portals	6	-	11,492	-
J639	Other information service activities	-	-	-	-

Continued

TABLE 8a.1 - - *Continued*

2009 PSIC Code	Region/ Industry Description	Sale of Tangible Fixed Assets			
		Buildings, Other Structures and Land Improvements	Transport Equipment	ICT Machinery and Equipment	Specialized Industrial Machinery
		(4)	(5)	(6)	(7)
	Cordillera Administrative Region	-	-	-	-
J581	Publishing of books, periodicals and other publishing activities	S	S	S	S
J591	Motion picture, video and television programme activities	S	S	S	S
J601	Radio broadcasting	-	-	-	-
J602	Television programming and broadcasting activities	S	S	S	S
J613	Satellite telecommunications activities	S	S	S	S
J619	Other telecommunications activities	S	S	S	S
J620	Computer programming, consultancy and related activities	S	S	S	S
	I - Ilocos Region	-	-	-	-
J591	Motion picture, video and television programme activities	S	S	S	S
J601	Radio broadcasting	S	S	S	S
J602	Television programming and broadcasting activities	S	S	S	S
J613	Satellite telecommunications activities	-	-	-	-
J619	Other telecommunications activities	S	S	S	S
J620	Computer programming, consultancy and related activities	-	-	-	-
J639	Other information service activities	S	S	S	S
	II - Cagayan Valley	-	-	-	-
J601	Radio broadcasting	S	S	S	S
J612	Wireless telecommunications activities	S	S	S	S
J613	Satellite telecommunications activities	-	-	-	-
	III - Central Luzon	-	-	-	-
J581	Publishing of books, periodicals and other publishing activities	S	S	S	S
J591	Motion picture, video and television programme activities	-	-	-	-
J601	Radio broadcasting	S	S	S	S
J602	Television programming and broadcasting activities	S	S	S	S
J611	Wired telecommunications activities	S	S	S	S
J612	Wireless telecommunications activities	S	S	S	S
J613	Satellite telecommunications activities	-	-	-	-

Continued

TABLE 8a.1 - - Continued

2009 PSIC Code	Region/ Industry Description	Sale of Tangible Fixed Assets			
		Buildings, Other Structures and Land Improvements	Transport Equipment	ICT Machinery and Equipment	Specialized Industrial Machinery
		(4)	(5)	(6)	(7)
J619	Other telecommunications activities	S	S	S	S
J620	Computer programming, consultancy and related activities	-	-	-	-
J631	Data processing, hosting and related activities; web portals	-	-	-	-
	IVA - CALABARZON	-	-	-	-
J581	Publishing of books, periodicals and other publishing activities	S	S	S	S
J591	Motion picture, video and television programme activities	-	-	-	-
J611	Wired telecommunications activities	-	-	-	-
J613	Satellite telecommunications activities	-	-	-	-
J619	Other telecommunications activities	S	S	S	S
J620	Computer programming, consultancy and related activities	-	-	-	-
J631	Data processing, hosting and related activities; web portals	S	S	S	S
	MIMAROPA Region	-	-	-	-
J591	Motion picture, video and television programme activities	S	S	S	S
J611	Wired telecommunications activities	S	S	S	S
J613	Satellite telecommunications activities	S	S	S	S
J619	Other telecommunications activities	S	S	S	S
	V - Bicol Region	-	-	-	-
J591	Motion picture, video and television programme activities	S	S	S	S
J601	Radio broadcasting	-	-	-	-
J611	Wired telecommunications activities	S	S	S	S
J613	Satellite telecommunications activities	S	S	S	S
J631	Data processing, hosting and related activities; web portals	S	S	S	S
	VI - Western Visayas	-	-	-	-
J581	Publishing of books, periodicals and other publishing activities	-	-	-	-
J591	Motion picture, video and television programme activities	S	S	S	S
J601	Radio broadcasting	-	-	-	-
J602	Television programming and broadcasting activities	S	S	S	S

Continued

TABLE 8a.1 - - *Continued*

2009 PSIC Code	Region/ Industry Description	Sale of Tangible Fixed Assets			
		Buildings, Other Structures and Land Improvements	Transport Equipment	ICT Machinery and Equipment	Specialized Industrial Machinery
		(4)	(5)	(6)	(7)
J611	Wired telecommunications activities	s	s	s	s
J613	Satellite telecommunications activities	-	-	-	-
J620	Computer programming, consultancy and related activities	-	-	-	-
J631	Data processing, hosting and related activities; web portals	s	s	s	s
	VII - Central Visayas	3,210	11,859	55,519	-
J581	Publishing of books, periodicals and other publishing activities	-	-	-	-
J582	Software publishing	s	s	s	s
J591	Motion picture, video and television programme activities	s	s	s	s
J601	Radio broadcasting	-	-	-	-
J602	Television programming and broadcasting activities	-	-	-	-
J612	Wireless telecommunications activities	s	s	s	s
J613	Satellite telecommunications activities	-	-	-	-
J619	Other telecommunications activities	-	-	-	-
J620	Computer programming, consultancy and related activities	3,210	11,859	55,519	-
J631	Data processing, hosting and related activities; web portals	-	-	-	-
	VIII - Eastern Visayas	-	-	-	-
J591	Motion picture, video and television programme activities	s	s	s	s
J601	Radio broadcasting	s	s	s	s
J613	Satellite telecommunications activities	s	s	s	s
J631	Data processing, hosting and related activities; web portals	s	s	s	s
	IX - Zamboanga Peninsula	-	-	-	-
J602	Television programming and broadcasting activities	s	s	s	s
J611	Wired telecommunications activities	s	s	s	s
J613	Satellite telecommunications activities	s	s	s	s

Continued

TABLE 8a.1 - - *Continued*

2009 PSIC Code	Region/ Industry Description	Sale of Tangible Fixed Assets			
		Buildings, Other Structures and Land Improvements	Transport Equipment	ICT Machinery and Equipment	Specialized Industrial Machinery
		(4)	(5)	(6)	(7)
	X - Northern Mindanao	-	-	-	-
J581	Publishing of books, periodicals and other publishing activities	S	S	S	S
J601	Radio broadcasting	-	-	-	-
J602	Television programming and broadcasting activities	S	S	S	S
J611	Wired telecommunications activities	S	S	S	S
J613	Satellite telecommunications activities	S	S	S	S
J619	Other telecommunications activities	S	S	S	S
J620	Computer programming, consultancy and related activities	-	-	-	-
	XI - Davao Region	-	24	9	-
J581	Publishing of books, periodicals and other publishing activities	S	S	S	S
J591	Motion picture, video and television programme activities	-	-	-	-
J601	Radio broadcasting	-	-	-	-
J602	Television programming and broadcasting activities	-	24	9	-
J612	Wireless telecommunications activities	S	S	S	S
J613	Satellite telecommunications activities	-	-	-	-
J620	Computer programming, consultancy and related activities	-	-	-	-
J631	Data processing, hosting and related activities; web portals	S	S	S	S
	XII - SOCCSKSARGEN	-	258	-	-
J601	Radio broadcasting	-	-	-	-
J602	Television programming and broadcasting activities	S	S	S	S
J611	Wired telecommunications activities	S	S	S	S
J613	Satellite telecommunications activities	-	-	-	-
J620	Computer programming, consultancy and related activities	S	S	S	S
	XIII - Caraga	-	-	-	-
J601	Radio broadcasting	S	S	S	S
J602	Television programming and broadcasting activities	S	S	S	S
J611	Wired telecommunications activities	S	S	S	S
J613	Satellite telecommunications activities	-	-	-	-

Continued

TABLE 8a.1 - - *Continued*

2009 PSIC Code	Region/ Industry Description	Sale of Tangible Fixed Assets			
		General Industrial Machinery	Other Machinery and Equipment	Valuables	Other Tangible Fixed Assets
		(8)	(9)	(10)	(11)
	PHILIPPINES	38	56,352	5,382	19,532
J581	Publishing of books, periodicals and other publishing activities	-	-	-	-
J582	Software publishing	-	-	-	-
J591	Motion picture, video and television programme activities	-	-	-	-
J592	Sound recording and music publishing activities	-	-	-	-
J601	Radio broadcasting	-	-	-	-
J602	Television programming and broadcasting activities	-	-	-	-
J611	Wired telecommunications activities	-	3,000	-	-
J612	Wireless telecommunications activities	-	-	-	19
J613	Satellite telecommunications activities	-	-	-	-
J619	Other telecommunications activities	-	-	-	-
J620	Computer programming, consultancy and related activities	38	53,352	5,382	19,176
J631	Data processing, hosting and related activities; web portals	-	-	-	337
J639	Other information service activities	-	-	-	-
	National Capital Region	38	56,352	5,382	2,688
J581	Publishing of books, periodicals and other publishing activities	-	-	-	-
J582	Software publishing	-	-	-	-
J591	Motion picture, video and television programme activities	-	-	-	-
J592	Sound recording and music publishing activities	-	-	-	-
J601	Radio broadcasting	-	-	-	-
J602	Television programming and broadcasting activities	-	-	-	-
J611	Wired telecommunications activities	-	3,000	-	-
J612	Wireless telecommunications activities	-	-	-	19
J613	Satellite telecommunications activities	-	-	-	-
J619	Other telecommunications activities	-	-	-	-
J620	Computer programming, consultancy and related activities	38	53,352	5,382	2,332
J631	Data processing, hosting and related activities; web portals	-	-	-	337
J639	Other information service activities	-	-	-	-

Continued

TABLE 8a.1 - - *Continued*

2009 PSIC Code	Region/ Industry Description	Sale of Tangible Fixed Assets			
		General Industrial Machinery	Other Machinery and Equipment	Valuables	Other Tangible Fixed Assets
		(8)	(9)	(10)	(11)
	Cordillera Administrative Region	-	-	-	-
J581	Publishing of books, periodicals and other publishing activities	S	S	S	S
J591	Motion picture, video and television programme activities	S	S	S	S
J601	Radio broadcasting	-	-	-	-
J602	Television programming and broadcasting activities	S	S	S	S
J613	Satellite telecommunications activities	S	S	S	S
J619	Other telecommunications activities	S	S	S	S
J620	Computer programming, consultancy and related activities	S	S	S	S
	I - Ilocos Region	-	-	-	-
J591	Motion picture, video and television programme activities	S	S	S	S
J601	Radio broadcasting	S	S	S	S
J602	Television programming and broadcasting activities	S	S	S	S
J613	Satellite telecommunications activities	-	-	-	-
J619	Other telecommunications activities	S	S	S	S
J620	Computer programming, consultancy and related activities	-	-	-	-
J639	Other information service activities	S	S	S	S
	II - Cagayan Valley	-	-	-	-
J601	Radio broadcasting	S	S	S	S
J612	Wireless telecommunications activities	S	S	S	S
J613	Satellite telecommunications activities	-	-	-	-
	III - Central Luzon	-	-	-	-
J581	Publishing of books, periodicals and other publishing activities	S	S	S	S
J591	Motion picture, video and television programme activities	-	-	-	-
J601	Radio broadcasting	S	S	S	S
J602	Television programming and broadcasting activities	S	S	S	S
J611	Wired telecommunications activities	S	S	S	S
J612	Wireless telecommunications activities	S	S	S	S
J613	Satellite telecommunications activities	-	-	-	-

Continued

TABLE 8a.1 - - *Continued*

2009 PSIC Code	Region/ Industry Description	Sale of Tangible Fixed Assets			
		General Industrial Machinery	Other Machinery and Equipment	Valuables	Other Tangible Fixed Assets
		(8)	(9)	(10)	(11)
J619	Other telecommunications activities	\$	\$	\$	\$
J620	Computer programming, consultancy and related activities	-	-	-	-
J631	Data processing, hosting and related activities; web portals	-	-	-	-
	IVA - CALABARZON	-	-	-	-
J581	Publishing of books, periodicals and other publishing activities	\$	\$	\$	\$
J591	Motion picture, video and television programme activities	-	-	-	-
J611	Wired telecommunications activities	-	-	-	-
J613	Satellite telecommunications activities	-	-	-	-
J619	Other telecommunications activities	\$	\$	\$	\$
J620	Computer programming, consultancy and related activities	-	-	-	-
J631	Data processing, hosting and related activities; web portals	\$	\$	\$	\$
	MIMAROPA Region	-	-	-	-
J591	Motion picture, video and television programme activities	\$	\$	\$	\$
J611	Wired telecommunications activities	\$	\$	\$	\$
J613	Satellite telecommunications activities	\$	\$	\$	\$
J619	Other telecommunications activities	\$	\$	\$	\$
	V - Bicol Region	-	-	-	-
J591	Motion picture, video and television programme activities	\$	\$	\$	\$
J601	Radio broadcasting	-	-	-	-
J611	Wired telecommunications activities	\$	\$	\$	\$
J613	Satellite telecommunications activities	\$	\$	\$	\$
J631	Data processing, hosting and related activities; web portals	\$	\$	\$	\$
	VI - Western Visayas	-	-	-	-
J581	Publishing of books, periodicals and other publishing activities	-	-	-	-
J591	Motion picture, video and television programme activities	\$	\$	\$	\$
J601	Radio broadcasting	-	-	-	-
J602	Television programming and broadcasting activities	\$	\$	\$	\$

Continued

TABLE 8a.1 - - *Continued*

2009 PSIC Code	Region/ Industry Description	Sale of Tangible Fixed Assets			
		General Industrial Machinery	Other Machinery and Equipment	Valuables	Other Tangible Fixed Assets
		(8)	(9)	(10)	(11)
J611	Wired telecommunications activities	\$	\$	\$	\$
J613	Satellite telecommunications activities	-	-	-	-
J620	Computer programming, consultancy and related activities	-	-	-	-
J631	Data processing, hosting and related activities; web portals	\$	\$	\$	\$
	VII - Central Visayas	-	-	-	16,844
J581	Publishing of books, periodicals and other publishing activities	-	-	-	-
J582	Software publishing	\$	\$	\$	\$
J591	Motion picture, video and television programme activities	\$	\$	\$	\$
J601	Radio broadcasting	-	-	-	-
J602	Television programming and broadcasting activities	-	-	-	-
J612	Wireless telecommunications activities	\$	\$	\$	\$
J613	Satellite telecommunications activities	-	-	-	-
J619	Other telecommunications activities	-	-	-	-
J620	Computer programming, consultancy and related activities	-	-	-	16,844
J631	Data processing, hosting and related activities; web portals	-	-	-	-
	VIII - Eastern Visayas	-	-	-	-
J591	Motion picture, video and television programme activities	\$	\$	\$	\$
J601	Radio broadcasting	\$	\$	\$	\$
J613	Satellite telecommunications activities	\$	\$	\$	\$
J631	Data processing, hosting and related activities; web portals	\$	\$	\$	\$
	IX - Zamboanga Peninsula	-	-	-	-
J602	Television programming and broadcasting activities	\$	\$	\$	\$
J611	Wired telecommunications activities	\$	\$	\$	\$
J613	Satellite telecommunications activities	\$	\$	\$	\$

Continued

TABLE 8a.1 - - *Concluded*

2009 PSIC Code	Region/ Industry Description	Sale of Tangible Fixed Assets			
		General Industrial Machinery	Other Machinery and Equipment	Valuables	Other Tangible Fixed Assets
		(8)	(9)	(10)	(11)
	X - Northern Mindanao	-	-	-	-
J581	Publishing of books, periodicals and other publishing activities	S	S	S	S
J601	Radio broadcasting	-	-	-	-
J602	Television programming and broadcasting activities	S	S	S	S
J611	Wired telecommunications activities	S	S	S	S
J613	Satellite telecommunications activities	S	S	S	S
J619	Other telecommunications activities	S	S	S	S
J620	Computer programming, consultancy and related activities	-	-	-	-
	XI - Davao Region	-	-	-	-
J581	Publishing of books, periodicals and other publishing activities	S	S	S	S
J591	Motion picture, video and television programme activities	-	-	-	-
J601	Radio broadcasting	-	-	-	-
J602	Television programming and broadcasting activities	-	-	-	-
J612	Wireless telecommunications activities	S	S	S	S
J613	Satellite telecommunications activities	-	-	-	-
J620	Computer programming, consultancy and related activities	-	-	-	-
J631	Data processing, hosting and related activities; web portals	S	S	S	S
	XII - SOCCSKSARGEN	-	-	-	-
J601	Radio broadcasting	-	-	-	-
J602	Television programming and broadcasting activities	S	S	S	S
J611	Wired telecommunications activities	S	S	S	S
J613	Satellite telecommunications activities	-	-	-	-
J620	Computer programming, consultancy and related activities	S	S	S	S
	XIII - Caraga	-	-	-	-
J601	Radio broadcasting	S	S	S	S
J602	Television programming and broadcasting activities	S	S	S	S
J611	Wired telecommunications activities	S	S	S	S
J613	Satellite telecommunications activities	-	-	-	-

TABLE 8a.2 Number of Establishments and Losses and Damages to Tangible Fixed Assets by Type for Information and Communication Establishments with Total Employment of 20 and Over by Region and Industry Group: Philippines, 2017

*(Values are in thousand pesos, except for number of establishments.
Details may not add-up to total due to rounding and/or statistical disclosure control.)*

2009 PSIC Code	Region/ Industry Description	Number of Establishments	Losses and Damages	
			Total	Land
		(1)	(2)	(3)
	PHILIPPINES	910	106,857	-
J581	Publishing of books, periodicals and other publishing activities	85	2,036	-
J582	Software publishing	5	-	-
J591	Motion picture, video and television programme activities	61	37,715	-
J592	Sound recording and music publishing activities	6	-	-
J601	Radio broadcasting	77	4,472	-
J602	Television programming and broadcasting activities	30	-	-
J611	Wired telecommunications activities	30	-	-
J612	Wireless telecommunications activities	25	7,435	-
J613	Satellite telecommunications activities	87	6,051	-
J619	Other telecommunications activities	39	-	-
J620	Computer programming, consultancy and related activities	405	49,148	-
J631	Data processing, hosting and related activities; web portals	56	-	-
J639	Other information service activities	4	-	-
	National Capital Region	608	103,144	-
J581	Publishing of books, periodicals and other publishing activities	68	1,997	-
J582	Software publishing	4	-	-
J591	Motion picture, video and television programme activities	38	37,715	-
J592	Sound recording and music publishing activities	6	-	-
J601	Radio broadcasting	21	4,472	-
J602	Television programming and broadcasting activities	14	-	-
J611	Wired telecommunications activities	16	-	-
J612	Wireless telecommunications activities	20	7,435	-
J613	Satellite telecommunications activities	18	2,816	-
J619	Other telecommunications activities	30	-	-
J620	Computer programming, consultancy and related activities	331	48,708	-
J631	Data processing, hosting and related activities; web portals	39	-	-
J639	Other information service activities	3	-	-

Continued

TABLE 8a.2 - - Continued

2009 PSIC Code	Region/ Industry Description	Number of Establishments	Losses and Damages	
			Total	Land
		(1)	(2)	(3)
	Cordillera Administrative Region	12	-	-
J581	Publishing of books, periodicals and other publishing activities	s	s	s
J591	Motion picture, video and television programme activities	s	s	s
J601	Radio broadcasting	5	-	-
J602	Television programming and broadcasting activities	s	s	s
J613	Satellite telecommunications activities	s	s	s
J619	Other telecommunications activities	s	s	s
J620	Computer programming, consultancy and related activities	s	s	s
	I - Ilocos Region	13	-	-
J591	Motion picture, video and television programme activities	s	s	s
J601	Radio broadcasting	s	s	s
J602	Television programming and broadcasting activities	s	s	s
J613	Satellite telecommunications activities	3	-	-
J619	Other telecommunications activities	s	s	s
J620	Computer programming, consultancy and related activities	3	-	-
J639	Other information service activities	s	s	s
	II - Cagayan Valley	8	-	-
J601	Radio broadcasting	s	s	s
J612	Wireless telecommunications activities	s	s	s
J613	Satellite telecommunications activities	4	-	-
	III - Central Luzon	32	440	-
J581	Publishing of books, periodicals and other publishing activities	s	s	s
J591	Motion picture, video and television programme activities	4	-	-
J601	Radio broadcasting	s	s	s
J602	Television programming and broadcasting activities	s	s	s
J611	Wired telecommunications activities	s	s	s
J612	Wireless telecommunications activities	s	s	s

Continued

TABLE 8a.2 - - Continued

2009 PSIC Code	Region/ Industry Description	Number of Establishments	Losses and Damages	
			Total	Land
		(1)	(2)	(3)
J613	Satellite telecommunications activities	8	-	-
J619	Other telecommunications activities	s	s	s
J620	Computer programming, consultancy and related activities	8	440	-
J631	Data processing, hosting and related activities; web portals	4	-	-
IVA - CALABARZON		37	-	-
J581	Publishing of books, periodicals and other publishing activities	s	s	s
J591	Motion picture, video and television programme activities	7	-	-
J611	Wired telecommunications activities	4	-	-
J613	Satellite telecommunications activities	16	-	-
J619	Other telecommunications activities	s	s	s
J620	Computer programming, consultancy and related activities	5	-	-
J631	Data processing, hosting and related activities; web portals	s	s	s
MIMAROPA Region		4	-	-
J591	Motion picture, video and television programme activities	s	s	s
J611	Wired telecommunications activities	s	s	s
J613	Satellite telecommunications activities	s	s	s
J619	Other telecommunications activities	s	s	s
V - Bicol Region		9	-	-
J591	Motion picture, video and television programme activities	s	s	s
J601	Radio broadcasting	3	-	-
J611	Wired telecommunications activities	s	s	s
J613	Satellite telecommunications activities	s	s	s
J631	Data processing, hosting and related activities; web portals	s	s	s
VI - Western Visayas		32	39	-
J581	Publishing of books, periodicals and other publishing activities	4	39	-
J591	Motion picture, video and television programme activities	s	s	s
J601	Radio broadcasting	9	-	-

Continued

TABLE 8a.2 - - *Continued*

2009 PSIC Code	Region/ Industry Description	Number of Establishments	Losses and Damages	
			Total	Land
		(1)	(2)	(3)
J602	Television programming and broadcasting activities	s	s	s
J611	Wired telecommunications activities	s	s	s
J613	Satellite telecommunications activities	9	-	-
J620	Computer programming, consultancy and related activities	4	-	-
J631	Data processing, hosting and related activities; web portals	s	s	s
	VII - Central Visayas	80	-	-
J581	Publishing of books, periodicals and other publishing activities	6	-	-
J582	Software publishing	s	s	s
J591	Motion picture, video and television programme activities	s	s	s
J601	Radio broadcasting	10	-	-
J602	Television programming and broadcasting activities	3	-	-
J612	Wireless telecommunications activities	s	s	s
J613	Satellite telecommunications activities	6	-	-
J619	Other telecommunications activities	3	-	-
J620	Computer programming, consultancy and related activities	42	-	-
J631	Data processing, hosting and related activities; web portals	6	-	-
	VIII - Eastern Visayas	6	3,235	-
J591	Motion picture, video and television programme activities	s	s	s
J601	Radio broadcasting	s	s	s
J613	Satellite telecommunications activities	s	s	s
J631	Data processing, hosting and related activities; web portals	s	s	s
	IX - Zamboanga Peninsula	3	-	-
J602	Television programming and broadcasting activities	s	s	s
J611	Wired telecommunications activities	s	s	s
J613	Satellite telecommunications activities	s	s	s

Continued

TABLE 8a.2 - - *Continued*

2009 PSIC Code	Region/ Industry Description	Number of Establishments	Losses and Damages	
			Total	Land
		(1)	(2)	(3)
	X - Northern Mindanao	15	-	-
J581	Publishing of books, periodicals and other publishing activities	s	s	s
J601	Radio broadcasting	5	-	-
J602	Television programming and broadcasting activities	s	s	s
J611	Wired telecommunications activities	s	s	s
J613	Satellite telecommunications activities	s	s	s
J619	Other telecommunications activities	s	s	s
J620	Computer programming, consultancy and related activities	3	-	-
	XI - Davao Region	30	-	-
J581	Publishing of books, periodicals and other publishing activities	s	s	s
J591	Motion picture, video and television programme activities	3	-	-
J601	Radio broadcasting	8	-	-
J602	Television programming and broadcasting activities	3	-	-
J612	Wireless telecommunications activities	s	s	s
J613	Satellite telecommunications activities	6	-	-
J620	Computer programming, consultancy and related activities	6	-	-
J631	Data processing, hosting and related activities; web portals	s	s	s
	XII - SOCCSKSARGEN	13	-	-
J601	Radio broadcasting	6	-	-
J602	Television programming and broadcasting activities	s	s	s
J611	Wired telecommunications activities	s	s	s
J613	Satellite telecommunications activities	4	-	-
J620	Computer programming, consultancy and related activities	s	s	s
	XIII - Caraga	8	-	-
J601	Radio broadcasting	s	s	s
J602	Television programming and broadcasting activities	s	s	s
J611	Wired telecommunications activities	s	s	s
J613	Satellite telecommunications activities	4	-	-

Continued

TABLE 8a.2 - - *Continued*

2009 PSIC Code	Region/ Industry Description	Losses and Damages			
		Buildings, Other Structures and Land Improvements	Transport Equipment	ICT Machinery and Equipment	Specialized Industrial Machinery
		(4)	(5)	(6)	(7)
	PHILIPPINES	31,001	8,001	30,816	2,594
J581	Publishing of books, periodicals and other publishing activities	-	20	10	-
J582	Software publishing	-	-	-	-
J591	Motion picture, video and television programme activities	-	-	14,129	-
J592	Sound recording and music publishing activities	-	-	-	-
J601	Radio broadcasting	30	-	4,423	-
J602	Television programming and broadcasting activities	-	-	-	-
J611	Wired telecommunications activities	-	-	-	-
J612	Wireless telecommunicatio ns activities	219	4,155	466	2,594
J613	Satellite telecommunications activities	1,544	915	838	-
J619	Other telecommunications activities	-	-	-	-
J620	Computer programming, consultancy and related activities	29,207	2,912	10,949	-
J631	Data processing, hosting and related activities; web portals	-	-	-	-
J639	Other information service activities	-	-	-	-
	National Capital Region	29,456	7,067	29,630	2,594
J581	Publishing of books, periodicals and other publishing activities	-	-	-	-
J582	Software publishing	-	-	-	-
J591	Motion picture, video and television programme activities	-	-	14,129	-
J592	Sound recording and music publishing activities	-	-	-	-
J601	Radio broadcasting	30	-	4,423	-
J602	Television programming and broadcasting activities	-	-	-	-
J611	Wired telecommunications activities	-	-	-	-
J612	Wireless telecommunicatio ns activities	219	4,155	466	2,594
J613	Satellite telecommunications activities	-	-	63	-
J619	Other telecommunications activities	-	-	-	-
J620	Computer programming, consultancy and related activities	29,207	2,912	10,549	-
J631	Data processing, hosting and related activities; web portals	-	-	-	-
J639	Other information service activities	-	-	-	-

Continued

TABLE 8a.2 - - Continued

2009 PSIC Code	Region/ Industry Description	Losses and Damages			
		Buildings, Other Structures and Land Improvements	Transport Equipment	ICT Machinery and Equipment	Specialized Industrial Machinery
		(4)	(5)	(6)	(7)
	Cordillera Administrative Region	-	-	-	-
J581	Publishing of books, periodicals and other publishing activities	S	S	S	S
J591	Motion picture, video and television programme activities	S	S	S	S
J601	Radio broadcasting	-	-	-	-
J602	Television programming and broadcasting activities	S	S	S	S
J613	Satellite telecommunications activities	S	S	S	S
J619	Other telecommunications activities	S	S	S	S
J620	Computer programming, consultancy and related activities	S	S	S	S
	I - Ilocos Region	-	-	-	-
J591	Motion picture, video and television programme activities	S	S	S	S
J601	Radio broadcasting	S	S	S	S
J602	Television programming and broadcasting activities	S	S	S	S
J613	Satellite telecommunications activities	-	-	-	-
J619	Other telecommunications activities	S	S	S	S
J620	Computer programming, consultancy and related activities	-	-	-	-
J639	Other information service activities	S	S	S	S
	II - Cagayan Valley	-	-	-	-
J601	Radio broadcasting	S	S	S	S
J612	Wireless telecommunications activities	S	S	S	S
J613	Satellite telecommunications activities	-	-	-	-
	III - Central Luzon	-	-	400	-
J581	Publishing of books, periodicals and other publishing activities	S	S	S	S
J591	Motion picture, video and television programme activities	-	-	-	-
J601	Radio broadcasting	S	S	S	S
J602	Television programming and broadcasting activities	S	S	S	S
J611	Wired telecommunications activities	S	S	S	S
J612	Wireless telecommunications activities	S	S	S	S

Continued

TABLE 8a.2 - - Continued

2009 PSIC Code	Region/ Industry Description	Losses and Damages			
		Buildings, Other Structures and Land Improvements	Transport Equipment	ICT Machinery and Equipment	Specialized Industrial Machinery
		(4)	(5)	(6)	(7)
J613	Satellite telecommunications activities	-	-	-	-
J619	Other telecommunications activities	s	s	s	s
J620	Computer programming, consultancy and related activities	-	-	400	-
J631	Data processing, hosting and related activities; web portals	-	-	-	-
IVA - CALABARZON		-	-	-	-
J581	Publishing of books, periodicals and other publishing activities	s	s	s	s
J591	Motion picture, video and television programme activities	-	-	-	-
J611	Wired telecommunications activities	-	-	-	-
J613	Satellite telecommunications activities	-	-	-	-
J619	Other telecommunications activities	s	s	s	s
J620	Computer programming, consultancy and related activities	-	-	-	-
J631	Data processing, hosting and related activities; web portals	s	s	s	s
MIMAROPA Region		-	-	-	-
J591	Motion picture, video and television programme activities	s	s	s	s
J611	Wired telecommunications activities	s	s	s	s
J613	Satellite telecommunications activities	s	s	s	s
J619	Other telecommunications activities	s	s	s	s
V - Bicol Region		-	-	-	-
J591	Motion picture, video and television programme activities	s	s	s	s
J601	Radio broadcasting	-	-	-	-
J611	Wired telecommunications activities	s	s	s	s
J613	Satellite telecommunications activities	s	s	s	s
J631	Data processing, hosting and related activities; web portals	s	s	s	s
VI - Western Visayas		-	20	10	-
J581	Publishing of books, periodicals and other publishing activities	-	20	10	-
J591	Motion picture, video and television programme activities	s	s	s	s
J601	Radio broadcasting	-	-	-	-

Continued

TABLE 8a.2 - - *Continued*

2009 PSIC Code	Region/ Industry Description	Losses and Damages			
		Buildings, Other Structures and Land Improvements	Transport Equipment	ICT Machinery and Equipment	Specialized Industrial Machinery
		(4)	(5)	(6)	(7)
J602	Television programming and broadcasting activities	s	s	s	s
J611	Wired telecommunications activities	s	s	s	s
J613	Satellite telecommunications activities	-	-	-	-
J620	Computer programming, consultancy and related activities	-	-	-	-
J631	Data processing, hosting and related activities; web portals	s	s	s	s
VII - Central Visayas		-	-	-	-
J581	Publishing of books, periodicals and other publishing activities	-	-	-	-
J582	Software publishing	s	s	s	s
J591	Motion picture, video and television programme activities	s	s	s	s
J601	Radio broadcasting	-	-	-	-
J602	Television programming and broadcasting activities	-	-	-	-
J612	Wireless telecommunications activities	s	s	s	s
J613	Satellite telecommunications activities	-	-	-	-
J619	Other telecommunications activities	-	-	-	-
J620	Computer programming, consultancy and related activities	-	-	-	-
J631	Data processing, hosting and related activities; web portals	-	-	-	-
VIII - Eastern Visayas		1,544	915	776	-
J591	Motion picture, video and television programme activities	s	s	s	s
J601	Radio broadcasting	s	s	s	s
J613	Satellite telecommunications activities	s	s	s	s
J631	Data processing, hosting and related activities; web portals	s	s	s	s
IX - Zamboanga Peninsula		-	-	-	-
J602	Television programming and broadcasting activities	s	s	s	s
J611	Wired telecommunications activities	s	s	s	s
J613	Satellite telecommunications activities	s	s	s	s

Continued

TABLE 8a.2 - - *Continued*

2009 PSIC Code	Region/ Industry Description	Losses and Damages			
		Buildings, Other Structures and Land Improvements	Transport Equipment	ICT Machinery and Equipment	Specialized Industrial Machinery
		(4)	(5)	(6)	(7)
	X - Northern Mindanao	-	-	-	-
J581	Publishing of books, periodicals and other publishing activities	S	S	S	S
J601	Radio broadcasting	-	-	-	-
J602	Television programming and broadcasting activities	S	S	S	S
J611	Wired telecommunications activities	S	S	S	S
J613	Satellite telecommunications activities	S	S	S	S
J619	Other telecommunications activities	S	S	S	S
J620	Computer programming, consultancy and related activities	-	-	-	-
	XI - Davao Region	-	-	-	-
J581	Publishing of books, periodicals and other publishing activities	S	S	S	S
J591	Motion picture, video and television programme activities	-	-	-	-
J601	Radio broadcasting	-	-	-	-
J602	Television programming and broadcasting activities	-	-	-	-
J612	Wireless telecommunications activities	S	S	S	S
J613	Satellite telecommunications activities	-	-	-	-
J620	Computer programming, consultancy and related activities	-	-	-	-
J631	Data processing, hosting and related activities; web portals	S	S	S	S
	XII - SOCCSKSARGEN	-	-	-	-
J601	Radio broadcasting	-	-	-	-
J602	Television programming and broadcasting activities	S	S	S	S
J611	Wired telecommunications activities	S	S	S	S
J613	Satellite telecommunications activities	-	-	-	-
J620	Computer programming, consultancy and related activities	S	S	S	S
	XIII - Caraga	-	-	-	-
J601	Radio broadcasting	S	S	S	S
J602	Television programming and broadcasting activities	S	S	S	S
J611	Wired telecommunications activities	S	S	S	S
J613	Satellite telecommunications activities	-	-	-	-

Continued

TABLE 8a.2 - - *Continued*

2009 PSIC Code	Region/ Industry Description	Losses and Damages			
		General Industrial Machinery	Other Machinery and Equipment	Valuables	Other Tangible Fixed Assets
		(8)	(9)	(10)	(11)
	PHILIPPINES	2,015	27,408	3,840	1,182
J581	Publishing of books, periodicals and other publishing activities	1,975	-	-	31
J582	Software publishing	-	-	-	-
J591	Motion picture, video and television programme activities	-	23,586	-	-
J592	Sound recording and music publishing activities	-	-	-	-
J601	Radio broadcasting	-	-	-	19
J602	Television programming and broadcasting activities	-	-	-	-
J611	Wired telecommunications activities	-	-	-	-
J612	Wireless telecommunications activities	-	-	-	-
J613	Satellite telecommunications activities	-	-	2,754	-
J619	Other telecommunications activities	-	-	-	-
J620	Computer programming, consultancy and related activities	40	3,822	1,086	1,132
J631	Data processing, hosting and related activities; web portals	-	-	-	-
J639	Other information service activities	-	-	-	-
	National Capital Region	1,966	27,408	3,840	1,182
J581	Publishing of books, periodicals and other publishing activities	1,966	-	-	31
J582	Software publishing	-	-	-	-
J591	Motion picture, video and television programme activities	-	23,586	-	-
J592	Sound recording and music publishing activities	-	-	-	-
J601	Radio broadcasting	-	-	-	19
J602	Television programming and broadcasting activities	-	-	-	-
J611	Wired telecommunications activities	-	-	-	-
J612	Wireless telecommunications activities	-	-	-	-
J613	Satellite telecommunications activities	-	-	2,754	-
J619	Other telecommunications activities	-	-	-	-
J620	Computer programming, consultancy and related activities	-	3,822	1,086	1,132
J631	Data processing, hosting and related activities; web portals	-	-	-	-
J639	Other information service activities	-	-	-	-

Continued

TABLE 8a.2 - - Continued

2009 PSIC Code	Region/ Industry Description	Losses and Damages			
		General Industrial Machinery	Other Machinery and Equipment	Valuables	Other Tangible Fixed Assets
		(8)	(9)	(10)	(11)
	Cordillera Administrative Region	-	-	-	-
J581	Publishing of books, periodicals and other publishing activities	S	S	S	S
J591	Motion picture, video and television programme activities	S	S	S	S
J601	Radio broadcasting	-	-	-	-
J602	Television programming and broadcasting activities	S	S	S	S
J613	Satellite telecommunications activities	S	S	S	S
J619	Other telecommunications activities	S	S	S	S
J620	Computer programming, consultancy and related activities	S	S	S	S
	I - Ilocos Region	-	-	-	-
J591	Motion picture, video and television programme activities	S	S	S	S
J601	Radio broadcasting	S	S	S	S
J602	Television programming and broadcasting activities	S	S	S	S
J613	Satellite telecommunications activities	-	-	-	-
J619	Other telecommunications activities	S	S	S	S
J620	Computer programming, consultancy and related activities	-	-	-	-
J639	Other information service activities	S	S	S	S
	II - Cagayan Valley	-	-	-	-
J601	Radio broadcasting	S	S	S	S
J612	Wireless telecommunications activities	S	S	S	S
J613	Satellite telecommunications activities	-	-	-	-
	III - Central Luzon	40	-	-	-
J581	Publishing of books, periodicals and other publishing activities	S	S	S	S
J591	Motion picture, video and television programme activities	-	-	-	-
J601	Radio broadcasting	S	S	S	S
J602	Television programming and broadcasting activities	S	S	S	S
J611	Wired telecommunications activities	S	S	S	S
J612	Wireless telecommunications activities	S	S	S	S

Continued

TABLE 8a.2 - - Continued

2009 PSIC Code	Region/ Industry Description	Losses and Damages			
		General Industrial Machinery	Other Machinery and Equipment	Valuables	Other Tangible Fixed Assets
		(8)	(9)	(10)	(11)
J613	Satellite telecommunications activities	-	-	-	-
J619	Other telecommunications activities	s	s	s	s
J620	Computer programming, consultancy and related activities	40	-	-	-
J631	Data processing, hosting and related activities; web portals	-	-	-	-
	IVA - CALABARZON	-	-	-	-
J581	Publishing of books, periodicals and other publishing activities	s	s	s	s
J591	Motion picture, video and television programme activities	-	-	-	-
J611	Wired telecommunications activities	-	-	-	-
J613	Satellite telecommunications activities	-	-	-	-
J619	Other telecommunications activities	s	s	s	s
J620	Computer programming, consultancy and related activities	-	-	-	-
J631	Data processing, hosting and related activities; web portals	s	s	s	s
	MIMAROPA Region	-	-	-	-
J591	Motion picture, video and television programme activities	s	s	s	s
J611	Wired telecommunications activities	s	s	s	s
J613	Satellite telecommunications activities	s	s	s	s
J619	Other telecommunications activities	s	s	s	s
	V - Bicol Region	-	-	-	-
J591	Motion picture, video and television programme activities	s	s	s	s
J601	Radio broadcasting	-	-	-	-
J611	Wired telecommunications activities	s	s	s	s
J613	Satellite telecommunications activities	s	s	s	s
J631	Data processing, hosting and related activities; web portals	s	s	s	s
	VI - Western Visayas	9	-	-	-
J581	Publishing of books, periodicals and other publishing activities	9	-	-	-
J591	Motion picture, video and television programme activities	s	s	s	s
J601	Radio broadcasting	-	-	-	-

Continued

TABLE 8a.2 - - *Continued*

2009 PSIC Code	Region/ Industry Description	Losses and Damages			
		General Industrial Machinery	Other Machinery and Equipment	Valuables	Other Tangible Fixed Assets
		(8)	(9)	(10)	(11)
J602	Television programming and broadcasting activities	\$	\$	\$	\$
J611	Wired telecommunications activities	\$	\$	\$	\$
J613	Satellite telecommunications activities	-	-	-	-
J620	Computer programming, consultancy and related activities	-	-	-	-
J631	Data processing, hosting and related activities; web portals	\$	\$	\$	\$
	VII - Central Visayas	-	-	-	-
J581	Publishing of books, periodicals and other publishing activities	-	-	-	-
J582	Software publishing	\$	\$	\$	\$
J591	Motion picture, video and television programme activities	\$	\$	\$	\$
J601	Radio broadcasting	-	-	-	-
J602	Television programming and broadcasting activities	-	-	-	-
J612	Wireless telecommunications activities	\$	\$	\$	\$
J613	Satellite telecommunications activities	-	-	-	-
J619	Other telecommunications activities	-	-	-	-
J620	Computer programming, consultancy and related activities	-	-	-	-
J631	Data processing, hosting and related activities; web portals	-	-	-	-
	VIII - Eastern Visayas	-	-	-	-
J591	Motion picture, video and television programme activities	\$	\$	\$	\$
J601	Radio broadcasting	\$	\$	\$	\$
J613	Satellite telecommunications activities	\$	\$	\$	\$
J631	Data processing, hosting and related activities; web portals	\$	\$	\$	\$
	IX - Zamboanga Peninsula	-	-	-	-
J602	Television programming and broadcasting activities	\$	\$	\$	\$
J611	Wired telecommunications activities	\$	\$	\$	\$
J613	Satellite telecommunications activities	\$	\$	\$	\$

Continued

TABLE 8a.2 - - *Concluded*

2009 PSIC Code	Region/ Industry Description	Losses and Damages			
		General Industrial Machinery	Other Machinery and Equipment	Valuables	Other Tangible Fixed Assets
		(8)	(9)	(10)	(11)
	X - Northern Mindanao	-	-	-	-
J581	Publishing of books, periodicals and other publishing activities	S	S	S	S
J601	Radio broadcasting	-	-	-	-
J602	Television programming and broadcasting activities	S	S	S	S
J611	Wired telecommunications activities	S	S	S	S
J613	Satellite telecommunications activities	S	S	S	S
J619	Other telecommunications activities	S	S	S	S
J620	Computer programming, consultancy and related activities	-	-	-	-
	XI - Davao Region	-	-	-	-
J581	Publishing of books, periodicals and other publishing activities	S	S	S	S
J591	Motion picture, video and television programme activities	-	-	-	-
J601	Radio broadcasting	-	-	-	-
J602	Television programming and broadcasting activities	-	-	-	-
J612	Wireless telecommunications activities	S	S	S	S
J613	Satellite telecommunications activities	-	-	-	-
J620	Computer programming, consultancy and related activities	-	-	-	-
J631	Data processing, hosting and related activities; web portals	S	S	S	S
	XII - SOCCSKSARGEN	-	-	-	-
J601	Radio broadcasting	-	-	-	-
J602	Television programming and broadcasting activities	S	S	S	S
J611	Wired telecommunications activities	S	S	S	S
J613	Satellite telecommunications activities	-	-	-	-
J620	Computer programming, consultancy and related activities	S	S	S	S
	XIII - Caraga	-	-	-	-
J601	Radio broadcasting	S	S	S	S
J602	Television programming and broadcasting activities	S	S	S	S
J611	Wired telecommunications activities	S	S	S	S
J613	Satellite telecommunications activities	-	-	-	-

TABLE 9a Number of Establishments and Book Value of Tangible Fixed Assets by Type for Information and Communication Establishments with Total Employment of 20 and Over by Region and Industry Group: Philippines, 2017

*(Values are in thousand pesos, except for number of establishments.
Details may not add-up to total due to rounding and/or statistical disclosure control.)*

2009 PSIC Code	Region/ Industry Description	Number of Establishments	Book Value of Tangible Fixed Assets as of 31 December	
			Total	Land
		(1)	(2)	(3)
PHILIPPINES		910	351,374,548	10,321,947
J581	Publishing of books, periodicals and other publishing activities	85	5,389,363	565,462
J582	Software publishing	5	158,160	-
J591	Motion picture, video and television programme activities	61	5,495,237	1,366,905
J592	Sound recording and music publishing activities	6	95,159	13,869
J601	Radio broadcasting	77	1,506,636	189,232
J602	Television programming and broadcasting activities	30	19,274,600	2,658,339
J611	Wired telecommunications activities	30	75,308,142	2,976,047
J612	Wireless telecommunicatio ns activities	25	220,372,158	2,074,608
J613	Satellite telecommunications activities	87	12,722,420	264,561
J619	Other telecommunications activities	39	437,448	27,832
J620	Computer programming, consultancy and related activities	405	9,250,589	173,906
J631	Data processing, hosting and related activities; web portals	56	1,310,471	11,186
J639	Other information service activities	4	54,167	-
National Capital Region		608	336,166,909	8,516,991
J581	Publishing of books, periodicals and other publishing activities	68	5,286,757	551,328
J582	Software publishing	4	106,685	-
J591	Motion picture, video and television programme activities	38	868,086	104,645
J592	Sound recording and music publishing activities	6	95,159	13,869
J601	Radio broadcasting	21	1,115,328	152,524
J602	Television programming and broadcasting activities	14	18,158,638	2,539,054
J611	Wired telecommunications activities	16	73,724,621	2,808,809
J612	Wireless telecommunicatio ns activities	20	217,410,369	2,039,725
J613	Satellite telecommunications activities	18	10,006,849	153,398
J619	Other telecommunications activities	30	322,500	-
J620	Computer programming, consultancy and related activities	331	8,235,206	152,039
J631	Data processing, hosting and related activities; web portals	39	806,161	1,600
J639	Other information service activities	3	30,550	

Continued

TABLE 9a - - Continued

2009 PSIC Code	Region/ Industry Description	Number of Establishments	Book Value of Tangible Fixed Assets as of 31 December	
			Total	Land
		(1)	(2)	(3)
	Cordillera Administrative Region	12	176,204	8,204
J581	Publishing of books, periodicals and other publishing activities	s	s	s
J591	Motion picture, video and television programme activities	s	s	s
J601	Radio broadcasting	5	28,279	1,760
J602	Television programming and broadcasting activities	s	s	s
J613	Satellite telecommunications activities	s	s	s
J619	Other telecommunications activities	s	s	s
J620	Computer programming, consultancy and related activities	s	s	s
	I - Ilocos Region	13	228,518	27,362
J591	Motion picture, video and television programme activities	s	s	s
J601	Radio broadcasting	s	s	s
J602	Television programming and broadcasting activities	s	s	s
J613	Satellite telecommunications activities	3	19,821	-
J619	Other telecommunications activities	s	s	s
J620	Computer programming, consultancy and related activities	3	44,882	-
J639	Other information service activities	s	s	s
	II - Cagayan Valley	8	151,484	17,732
J601	Radio broadcasting	s	s	s
J612	Wireless telecommunications activities	s	s	s
J613	Satellite telecommunications activities	4	48,442	17,232
	III - Central Luzon	32	3,356,642	24,047
J581	Publishing of books, periodicals and other publishing activities	s	s	s
J591	Motion picture, video and television programme activities	4	68,229	901
J601	Radio broadcasting	s	s	s
J602	Television programming and broadcasting activities	s	s	s
J611	Wired telecommunications activities	s	s	s
J612	Wireless telecommunications activities	s	s	s
J613	Satellite telecommunications activities	8	229,561	-

Continued

TABLE 9a - - Continued

2009 PSIC Code	Region/ Industry Description	Number of Establishments	Book Value of Tangible Fixed Assets as of 31 December	
			Total	Land
		(1)	(2)	(3)
J619	Other telecommunications activities	s	s	s
J620	Computer programming, consultancy and related activities	8	287,704	12,000
J631	Data processing, hosting and related activities; web portals	4	13,857	-
	IVA - CALABARZON	37	1,254,577	34,983
J581	Publishing of books, periodicals and other publishing activities	s	s	s
J591	Motion picture, video and television programme activities	7	17,708	1,394
J611	Wired telecommunications activities	4	422,723	15,949
J613	Satellite telecommunications activities	16	499,137	15,365
J619	Other telecommunications activities	s	s	s
J620	Computer programming, consultancy and related activities	5	27,989	2,275
J631	Data processing, hosting and related activities; web portals	s	s	s
	MIMAROPA Region	4	192,407	57,518
J591	Motion picture, video and television programme activities	s	s	s
J611	Wired telecommunications activities	s	s	s
J613	Satellite telecommunications activities	s	s	s
J619	Other telecommunications activities	s	s	s
	V - Bicol Region	9	112,472	7,930
J591	Motion picture, video and television programme activities	s	s	s
J601	Radio broadcasting	3	24,656	-
J611	Wired telecommunications activities	s	s	s
J613	Satellite telecommunications activities	s	s	s
J631	Data processing, hosting and related activities; web portals	s	s	s
	VI - Western Visayas	32	936,556	85,687
J581	Publishing of books, periodicals and other publishing activities	4	31,218	6,000
J591	Motion picture, video and television programme activities	s	s	s
J601	Radio broadcasting	9	59,781	1,191
J602	Television programming and broadcasting activities	s	s	s

Continued

TABLE 9a - - Continued

2009 PSIC Code	Region/ Industry Description	Number of Establishments	Book Value of Tangible Fixed Assets as of 31 December	
			Total	Land
		(1)	(2)	(3)
J611	Wired telecommunications activities	s	s	s
J613	Satellite telecommunications activities	9	306,377	35,037
J620	Computer programming, consultancy and related activities	4	7,134	-
J631	Data processing, hosting and related activities; web portals	s	s	s
VII - Central Visayas		80	2,144,979	58,089
J581	Publishing of books, periodicals and other publishing activities	6	20,980	4,403
J582	Software publishing	s	s	s
J591	Motion picture, video and television programme activities	s	s	s
J601	Radio broadcasting	10	41,151	484
J602	Television programming and broadcasting activities	3	211,741	28,985
J612	Wireless telecommunications activities	s	s	s
J613	Satellite telecommunications activities	6	782,644	23,549
J619	Other telecommunications activities	3	23,995	-
J620	Computer programming, consultancy and related activities	42	561,838	42
J631	Data processing, hosting and related activities; web portals	6	81,856	-
VIII - Eastern Visayas		6	170,450	11,524
J591	Motion picture, video and television programme activities	s	s	s
J601	Radio broadcasting	s	s	s
J613	Satellite telecommunications activities	s	s	s
J631	Data processing, hosting and related activities; web portals	s	s	s
IX - Zamboanga Peninsula		3	86,299	69,004
J602	Television programming and broadcasting activities	s	s	s
J611	Wired telecommunications activities	s	s	s
J613	Satellite telecommunications activities	s	s	s

Continued

TABLE 9a - - Continued

2009 PSIC Code	Region/ Industry Description	Number of Establishments	Book Value of Tangible Fixed Assets as of 31 December	
			Total	Land
		(1)	(2)	(3)
	X - Northern Mindanao	15	790,001	11,267
J581	Publishing of books, periodicals and other publishing activities	s	s	s
J601	Radio broadcasting	5	23,815	274
J602	Television programming and broadcasting activities	s	s	s
J611	Wired telecommunications activities	s	s	s
J613	Satellite telecommunications activities	s	s	s
J619	Other telecommunications activities	s	s	s
J620	Computer programming, consultancy and related activities	3	52,006	-
	XI - Davao Region	30	5,231,308	1,370,189
J581	Publishing of books, periodicals and other publishing activities	s	s	s
J591	Motion picture, video and television programme activities	3	4,177,191	1,258,532
J601	Radio broadcasting	8	57,156	24,074
J602	Television programming and broadcasting activities	3	331,484	39,864
J612	Wireless telecommunications activities	s	s	s
J613	Satellite telecommunications activities	6	479,703	3,783
J620	Computer programming, consultancy and related activities	6	31,263	7,550
J631	Data processing, hosting and related activities; web portals	s	s	s
	XII - SOCCSKSARGEN	13	230,059	19,007
J601	Radio broadcasting	6	113,043	5,168
J602	Television programming and broadcasting activities	s	s	s
J611	Wired telecommunications activities	s	s	s
J613	Satellite telecommunications activities	4	77,331	4,433
J620	Computer programming, consultancy and related activities	s	s	s
	XIII - Caraga	8	145,683	2,414
J601	Radio broadcasting	s	s	s
J602	Television programming and broadcasting activities	s	s	s
J611	Wired telecommunications activities	s	s	s
J613	Satellite telecommunications activities	4	112,377	1,700

Continued

TABLE 9a - - Continued

2009 PSIC Code	Region/ Industry Description	Book Value of Tangible Fixed Assets as of 31 December			
		Buildings, Other Structures and Land Improvements	Transport Equipment	ICT Machinery and Equipment	Specialized Industrial Machinery
		(4)	(5)	(6)	(7)
	PHILIPPINES	93,620,198	3,452,081	144,862,761	6,526,348
J581	Publishing of books, periodicals and other publishing activities	1,262,879	214,825	1,348,231	745,841
J582	Software publishing	79,315	-	68,280	-
J591	Motion picture, video and television programme activities	3,422,472	84,462	286,989	476
J592	Sound recording and music publishing activities	66,407	2,502	12,147	-
J601	Radio broadcasting	359,671	63,628	357,796	54,765
J602	Television programming and broadcasting activities	6,874,074	173,753	3,506,013	-
J611	Wired telecommunications activities	6,124,070	1,019,971	28,644,634	92,101
J612	Wireless telecommunicatio ns activities	69,873,413	977,269	96,845,345	5,589,277
J613	Satellite telecommunications activities	893,646	293,191	9,523,617	36,401
J619	Other telecommunications activities	48,518	110,315	92,552	2,500
J620	Computer programming, consultancy and related activities	4,105,537	453,268	3,621,467	4,797
J631	Data processing, hosting and related activities; web portals	502,413	50,333	518,528	189
J639	Other information service activities	7,781	8,565	37,160	-
	National Capital Region	88,978,832	3,013,241	140,831,244	6,378,589
J581	Publishing of books, periodicals and other publishing activities	1,239,530	198,458	1,338,289	730,653
J582	Software publishing	52,224	-	43,895	-
J591	Motion picture, video and television programme activities	330,402	64,074	195,055	476
J592	Sound recording and music publishing activities	66,407	2,502	12,147	-
J601	Radio broadcasting	261,063	35,996	280,837	53,198
J602	Television programming and broadcasting activities	6,377,839	171,371	3,262,405	-
J611	Wired telecommunications activities	6,065,464	969,157	27,728,426	-
J612	Wireless telecommunicatio ns activities	69,791,430	869,861	96,403,056	5,589,277
J613	Satellite telecommunications activities	758,608	168,445	7,958,471	-
J619	Other telecommunications activities	30,085	102,649	76,642	-
J620	Computer programming, consultancy and related activities	3,708,752	388,633	3,200,339	4,797
J631	Data processing, hosting and related activities; web portals	296,508	42,095	301,762	189
J639	Other information service activities	521	-	29,917	-

Continued

TABLE 9a - - Continued

2009 PSIC Code	Region/ Industry Description	Book Value of Tangible Fixed Assets as of 31 December			
		Buildings, Other Structures and Land Improvements	Transport Equipment	ICT Machinery and Equipment	Specialized Industrial Machinery
		(4)	(5)	(6)	(7)
	Cordillera Administrative Region	55,807	14,261	38,791	8,308
J581	Publishing of books, periodicals and other publishing activities	s	s	s	s
J591	Motion picture, video and television programme activities	s	s	s	s
J601	Radio broadcasting	7,471	1,871	9,035	-
J602	Television programming and broadcasting activities	s	s	s	s
J613	Satellite telecommunications activities	s	s	s	s
J619	Other telecommunications activities	s	s	s	s
J620	Computer programming, consultancy and related activities	s	s	s	s
	I - Ilocos Region	73,633	17,691	52,984	-
J591	Motion picture, video and television programme activities	s	s	s	s
J601	Radio broadcasting	s	s	s	s
J602	Television programming and broadcasting activities	s	s	s	s
J613	Satellite telecommunications activities	4,241	1,935	12,965	-
J619	Other telecommunications activities	s	s	s	s
J620	Computer programming, consultancy and related activities	8,496	6,718	5,318	-
J639	Other information service activities	s	s	s	s
	II - Cagayan Valley	8,001	9,156	103,140	-
J601	Radio broadcasting	s	s	s	s
J612	Wireless telecommunications activities	s	s	s	s
J613	Satellite telecommunications activities	6,011	8,256	4,328	-
	III - Central Luzon	310,558	107,791	484,629	-
J581	Publishing of books, periodicals and other publishing activities	s	s	s	s
J591	Motion picture, video and television programme activities	5,272	34	62,023	-
J601	Radio broadcasting	s	s	s	s
J602	Television programming and broadcasting activities	s	s	s	s
J611	Wired telecommunications activities	s	s	s	s
J612	Wireless telecommunications activities	s	s	s	s
J613	Satellite telecommunications activities	20,908	14,280	55,100	-

Continued

TABLE 9a - - Continued

2009 PSIC Code	Region/ Industry Description	Book Value of Tangible Fixed Assets as of 31 December			
		Buildings, Other Structures and Land Improvements	Transport Equipment	ICT Machinery and Equipment	Specialized Industrial Machinery
		(4)	(5)	(6)	(7)
J619	Other telecommunications activities	s	s	s	s
J620	Computer programming, consultancy and related activities	253,589	4,661	15,335	-
J631	Data processing, hosting and related activities; web portals	5,413	-	7,487	-
	IVA - CALABARZON	184,251	56,463	881,654	11,440
J581	Publishing of books, periodicals and other publishing activities	s	s	s	s
J591	Motion picture, video and television programme activities	6,527	52	1,511	-
J611	Wired telecommunications activities	9,344	3,785	358,817	-
J613	Satellite telecommunications activities	14,408	34,201	395,807	11,440
J619	Other telecommunications activities	s	s	s	s
J620	Computer programming, consultancy and related activities	-	12,555	12,567	-
J631	Data processing, hosting and related activities; web portals	s	s	s	s
	MIMAROPA Region	16,667	5,781	20,432	16,741
J591	Motion picture, video and television programme activities	s	s	s	s
J611	Wired telecommunications activities	s	s	s	s
J613	Satellite telecommunications activities	s	s	s	s
J619	Other telecommunications activities	s	s	s	s
	V - Bicol Region	13,994	9,046	56,734	1,213
J591	Motion picture, video and television programme activities	s	s	s	s
J601	Radio broadcasting	203	7,173	10,051	1,213
J611	Wired telecommunications activities	s	s	s	s
J613	Satellite telecommunications activities	s	s	s	s
J631	Data processing, hosting and related activities; web portals	s	s	s	s
	VI - Western Visayas	194,904	29,038	517,736	15,959
J581	Publishing of books, periodicals and other publishing activities	14,566	8,040	41	327
J591	Motion picture, video and television programme activities	s	s	s	s
J601	Radio broadcasting	15,456	1,253	4,557	-
J602	Television programming and broadcasting activities	s	s	s	s

Continued

TABLE 9a - - Continued

2009 PSIC Code	Region/ Industry Description	Book Value of Tangible Fixed Assets as of 31 December			
		Buildings, Other Structures and Land Improvements	Transport Equipment	ICT Machinery and Equipment	Specialized Industrial Machinery
		(4)	(5)	(6)	(7)
J611	Wired telecommunications activities	s	s	s	s
J613	Satellite telecommunications activities	31,438	3,330	224,396	7,961
J620	Computer programming, consultancy and related activities	78	-	2,419	-
J631	Data processing, hosting and related activities; web portals	s	s	s	s
	VII - Central Visayas	429,317	87,494	768,882	3,768
J581	Publishing of books, periodicals and other publishing activities	3,872	3,711	5,195	1,268
J582	Software publishing	s	s	s	s
J591	Motion picture, video and television programme activities	s	s	s	s
J601	Radio broadcasting	6,678	1,121	10,517	-
J602	Television programming and broadcasting activities	93,379	-	49,516	-
J612	Wireless telecommunications activities	s	s	s	s
J613	Satellite telecommunications activities	42,352	31,749	206,538	-
J619	Other telecommunications activities	11,194	54	5,368	2,500
J620	Computer programming, consultancy and related activities	91,008	30,300	364,978	-
J631	Data processing, hosting and related activities; web portals	2,746	159	62,680	-
	VIII - Eastern Visayas	55,882	11,136	33,698	-
J591	Motion picture, video and television programme activities	s	s	s	s
J601	Radio broadcasting	s	s	s	s
J613	Satellite telecommunications activities	s	s	s	s
J631	Data processing, hosting and related activities; web portals	s	s	s	s
	IX - Zamboanga Peninsula	1,249	1,348	8,571	-
J602	Television programming and broadcasting activities	s	s	s	s
J611	Wired telecommunications activities	s	s	s	s
J613	Satellite telecommunications activities	s	s	s	s

Continued

TABLE 9a - - Continued

2009 PSIC Code	Region/ Industry Description	Book Value of Tangible Fixed Assets as of 31 December			
		Buildings, Other Structures and Land Improvements	Transport Equipment	ICT Machinery and Equipment	Specialized Industrial Machinery
		(4)	(5)	(6)	(7)
	X - Northern Mindanao	104,517	30,846	317,476	89,715
J581	Publishing of books, periodicals and other publishing activities	s	s	s	s
J601	Radio broadcasting	3,357	7,694	1,300	-
J602	Television programming and broadcasting activities	s	s	s	s
J611	Wired telecommunications activities	s	s	s	s
J613	Satellite telecommunications activities	s	s	s	s
J619	Other telecommunications activities	s	s	s	s
J620	Computer programming, consultancy and related activities	42,967	1,025	6,462	-
	XI - Davao Region	3,128,028	37,669	536,831	613
J581	Publishing of books, periodicals and other publishing activities	s	s	s	s
J591	Motion picture, video and television programme activities	2,916,209	27	786	-
J601	Radio broadcasting	5,812	1,914	3,212	354
J602	Television programming and broadcasting activities	129,447	763	53,008	-
J612	Wireless telecommunications activities	s	s	s	s
J613	Satellite telecommunications activities	2,367	989	465,963	259
J620	Computer programming, consultancy and related activities	647	9,375	11,672	-
J631	Data processing, hosting and related activities; web portals	s	s	s	s
	XII - SOCCSKSARGEN	55,998	6,854	121,941	-
J601	Radio broadcasting	51,157	1,256	32,219	-
J602	Television programming and broadcasting activities	s	s	s	s
J611	Wired telecommunications activities	s	s	s	s
J613	Satellite telecommunications activities	1,485	2,362	67,149	-
J620	Computer programming, consultancy and related activities	s	s	s	s
	XIII - Caraga	8,560	14,266	88,016	-
J601	Radio broadcasting	s	s	s	s
J602	Television programming and broadcasting activities	s	s	s	s
J611	Wired telecommunications activities	s	s	s	s
J613	Satellite telecommunications activities	4,935	9,712	75,791	-

Continued

TABLE 9a - - Continued

2009 PSIC Code	Region/ Industry Description	Book Value of Tangible Fixed Assets as of 31 December			
		General Industrial Machinery	Other Machinery and Equipment	Valuables	Other Tangible Fixed Assets
		(8)	(9)	(10)	(11)
	PHILIPPINES	5,328,823	56,170,193	1,738,910	29,352,426
J581	Publishing of books, periodicals and other publishing activities	1,061,714	69,378	630	120,402
J582	Software publishing	-	9,162	-	1,403
J591	Motion picture, video and television programme activities	10,561	282,752	2,922	37,698
J592	Sound recording and music publishing activities	-	81	-	152
J601	Radio broadcasting	95,752	295,330	1,740	88,721
J602	Television programming and broadcasting activities	744,891	4,657,340	-	660,190
J611	Wired telecommunications activities	413,003	34,161,720	1,582,672	293,923
J612	Wireless telecommunications activities	2,115,852	15,808,105	17,539	27,070,749
J613	Satellite telecommunications activities	593,803	513,801	82,215	521,185
J619	Other telecommunications activities	101,835	39,765	455	13,674
J620	Computer programming, consultancy and related activities	102,486	254,378	48,531	485,358
J631	Data processing, hosting and related activities; web portals	88,927	78,269	2,205	58,423
J639	Other information service activities	-	112	-	549
	National Capital Region	2,393,785	55,268,509	1,658,546	29,126,310
J581	Publishing of books, periodicals and other publishing activities	1,041,493	68,837	630	117,538
J582	Software publishing	-	9,162	-	1,403
J591	Motion picture, video and television programme activities	9,452	139,069	-	24,912
J592	Sound recording and music publishing activities	-	81	-	152
J601	Radio broadcasting	28,552	261,786	1,201	40,170
J602	Television programming and broadcasting activities	720,977	4,441,595	-	645,398
J611	Wired telecommunications activities	205,310	34,086,931	1,582,672	277,852
J612	Wireless telecommunications activities	67,135	15,575,532	17,539	27,056,813
J613	Satellite telecommunications activities	47,110	449,564	5,767	465,486
J619	Other telecommunications activities	100,854	2,400	-	9,868
J620	Computer programming, consultancy and related activities	92,073	199,629	48,531	439,551
J631	Data processing, hosting and related activities; web portals	80,827	33,810	2,205	47,165
J639	Other information service activities	-	112	-	-

Continued

TABLE 9a - - Continued

2009 PSIC Code	Region/ Industry Description	Book Value of Tangible Fixed Assets as of 31 December			
		General Industrial Machinery	Other Machinery and Equipment	Valuables	Other Tangible Fixed Assets
		(8)	(9)	(10)	(11)
	Cordillera Administrative Region	32,948	15,434	752	1,699
J581	Publishing of books, periodicals and other publishing activities	s	s	s	s
J591	Motion picture, video and television programme activities	s	s	s	s
J601	Radio broadcasting	7,469	-	296	377
J602	Television programming and broadcasting activities	s	s	s	s
J613	Satellite telecommunications activities	s	s	s	s
J619	Other telecommunications activities	s	s	s	s
J620	Computer programming, consultancy and related activities	s	s	s	s
	I - Ilocos Region	4,384	50,269	30	2,165
J591	Motion picture, video and television programme activities	s	s	s	s
J601	Radio broadcasting	s	s	s	s
J602	Television programming and broadcasting activities	s	s	s	s
J613	Satellite telecommunications activities	249	-	-	431
J619	Other telecommunications activities	s	s	s	s
J620	Computer programming, consultancy and related activities	-	24,350	-	-
J639	Other information service activities	s	s	s	s
	II - Cagayan Valley	12,986	10	-	460
J601	Radio broadcasting	s	s	s	s
J612	Wireless telecommunications activities	s	s	s	s
J613	Satellite telecommunications activities	12,370	-	-	245
	III - Central Luzon	2,057,631	290,435	76,235	5,317
J581	Publishing of books, periodicals and other publishing activities	s	s	s	s
J591	Motion picture, video and television programme activities	-	-	-	-
J601	Radio broadcasting	s	s	s	s
J602	Television programming and broadcasting activities	s	s	s	s
J611	Wired telecommunications activities	s	s	s	s
J612	Wireless telecommunications activities	s	s	s	s
J613	Satellite telecommunications activities	2,656	57,814	76,235	2,567

Continued

TABLE 9a - - Continued

2009 PSIC Code	Region/ Industry Description	Book Value of Tangible Fixed Assets as of 31 December			
		General Industrial Machinery	Other Machinery and Equipment	Valuables	Other Tangible Fixed Assets
		(8)	(9)	(10)	(11)
J619	Other telecommunications activities	s	s	s	s
J620	Computer programming, consultancy and related activities	1,132	48	-	940
J631	Data processing, hosting and related activities; web portals	82	-	-	875
	IVA - CALABARZON	19,917	56,532	213	9,123
J581	Publishing of books, periodicals and other publishing activities	s	s	s	s
J591	Motion picture, video and television programme activities	-	8,196	-	27
J611	Wired telecommunications activities	-	34,426	-	402
J613	Satellite telecommunications activities	19,917	-	213	7,786
J619	Other telecommunications activities	s	s	s	s
J620	Computer programming, consultancy and related activities	-	-	-	592
J631	Data processing, hosting and related activities; web portals	s	s	s	s
	MIMAROPA Region	-	73,917	-	1,350
J591	Motion picture, video and television programme activities	s	s	s	s
J611	Wired telecommunications activities	s	s	s	s
J613	Satellite telecommunications activities	s	s	s	s
J619	Other telecommunications activities	s	s	s	s
	V - Bicol Region	7,072	4,372	2,922	9,188
J591	Motion picture, video and television programme activities	s	s	s	s
J601	Radio broadcasting	5,951	-	-	65
J611	Wired telecommunications activities	s	s	s	s
J613	Satellite telecommunications activities	s	s	s	s
J631	Data processing, hosting and related activities; web portals	s	s	s	s
	VI - Western Visayas	27,436	36,837	-	28,958
J581	Publishing of books, periodicals and other publishing activities	1,870	-	-	374
J591	Motion picture, video and television programme activities	s	s	s	s
J601	Radio broadcasting	11,985	-	-	25,338
J602	Television programming and broadcasting activities	s	s	s	s

Continued

TABLE 9a - - Continued

2009 PSIC Code	Region/ Industry Description	Book Value of Tangible Fixed Assets as of 31 December			
		General Industrial Machinery	Other Machinery and Equipment	Valuables	Other Tangible Fixed Assets
		(8)	(9)	(10)	(11)
J611	Wired telecommunications activities	s	s	s	s
J613	Satellite telecommunications activities	3,442	149	-	624
J620	Computer programming, consultancy and related activities	3,179	223	-	1,234
J631	Data processing, hosting and related activities; web portals	s	s	s	s
	VII - Central Visayas	485,559	205,528	-	106,341
J581	Publishing of books, periodicals and other publishing activities	1,133	-	-	1,398
J582	Software publishing	s	s	s	s
J591	Motion picture, video and television programme activities	s	s	s	s
J601	Radio broadcasting	12,538	424	-	9,389
J602	Television programming and broadcasting activities	-	39,747	-	113
J612	Wireless telecommunications activities	s	s	s	s
J613	Satellite telecommunications activities	457,862	811	-	19,783
J619	Other telecommunications activities	963	125	-	3,791
J620	Computer programming, consultancy and related activities	5,057	29,398	-	41,055
J631	Data processing, hosting and related activities; web portals	6,897	-	-	9,374
	VIII - Eastern Visayas	1,050	37,849	-	19,311
J591	Motion picture, video and television programme activities	s	s	s	s
J601	Radio broadcasting	s	s	s	s
J613	Satellite telecommunications activities	s	s	s	s
J631	Data processing, hosting and related activities; web portals	s	s	s	s
	IX - Zamboanga Peninsula	6,127	-	-	-
J602	Television programming and broadcasting activities	s	s	s	s
J611	Wired telecommunications activities	s	s	s	s
J613	Satellite telecommunications activities	s	s	s	s

Continued

TABLE 9a - - Concluded

2009 PSIC Code	Region/ Industry Description	Book Value of Tangible Fixed Assets as of 31 December			
		General Industrial Machinery	Other Machinery and Equipment	Valuables	Other Tangible Fixed Assets
		(8)	(9)	(10)	(11)
	X - Northern Mindanao	204,860	20,768	95	10,457
J581	Publishing of books, periodicals and other publishing activities	s	s	s	s
J601	Radio broadcasting	5,044	-	95	6,051
J602	Television programming and broadcasting activities	s	s	s	s
J611	Wired telecommunications activities	s	s	s	s
J613	Satellite telecommunications activities	s	s	s	s
J619	Other telecommunications activities	s	s	s	s
J620	Computer programming, consultancy and related activities	-	388	-	1,164
	XI - Davao Region	41,049	91,909	116	24,905
J581	Publishing of books, periodicals and other publishing activities	s	s	s	s
J591	Motion picture, video and television programme activities	-	463	-	1,173
J601	Radio broadcasting	4,135	11,049	116	6,490
J602	Television programming and broadcasting activities	14,729	79,598	-	14,074
J612	Wireless telecommunications activities	s	s	s	s
J613	Satellite telecommunications activities	4,684	608	-	1,049
J620	Computer programming, consultancy and related activities	1,045	191	-	784
J631	Data processing, hosting and related activities; web portals	s	s	s	s
	XII - SOCCSKSARGEN	10,595	14,791	-	872
J601	Radio broadcasting	8,269	14,626	-	347
J602	Television programming and broadcasting activities	s	s	s	s
J611	Wired telecommunications activities	s	s	s	s
J613	Satellite telecommunications activities	1,497	-	-	406
J620	Computer programming, consultancy and related activities	s	s	s	s
	XIII - Caraga	23,422	3,033	-	5,972
J601	Radio broadcasting	s	s	s	s
J602	Television programming and broadcasting activities	s	s	s	s
J611	Wired telecommunications activities	s	s	s	s
J613	Satellite telecommunications activities	16,373	482	-	3,384

TABLE 10a Number of Establishments and Book Value of Intangible Assets by Type for Information and Communication Establishments with Total Employment of 20 and Over by Region and Industry Group: Philippines, 2017

*(Values are in thousand pesos, except for number of establishments.
Details may not add-up to total due to rounding and/or statistical disclosure control.)*

2009 PSIC Code	Region/ Industry Description	Number of Establishments	Book Value of Intangible Assets as of 31 December	
			Total	Intangible Non-Produced Assets
		(1)	(2)	(3)
	PHILIPPINES	910	72,182,064	30,749,159
J581	Publishing of books, periodicals and other publishing activities	85	387,885	602
J582	Software publishing	5	43,154	-
J591	Motion picture, video and television programme activities	61	1,636,269	-
J592	Sound recording and music publishing activities	6	7,269	-
J601	Radio broadcasting	77	123,550	48,335
J602	Television programming and broadcasting activities	30	8,732,669	87,570
J611	Wired telecommunications activities	30	3,376,616	2,868,000
J612	Wireless telecommunicatio ns activities	25	39,191,616	27,601,613
J613	Satellite telecommunications activities	87	2,638,295	212
J619	Other telecommunications activities	39	30,717	-
J620	Computer programming, consultancy and related activities	405	9,680,208	142,827
J631	Data processing, hosting and related activities; web portals	56	6,329,525	-
J639	Other information service activities	4	4,293	-
	National Capital Region	608	60,056,712	30,697,996
J581	Publishing of books, periodicals and other publishing activities	68	372,868	338
J582	Software publishing	4	41,582	-
J591	Motion picture, video and television programme activities	38	1,636,269	-
J592	Sound recording and music publishing activities	6	7,269	-
J601	Radio broadcasting	21	79,742	36,763
J602	Television programming and broadcasting activities	14	8,299,346	87,570
J611	Wired telecommunications activities	16	3,349,770	2,868,000
J612	Wireless telecommunicatio ns activities	20	39,108,113	27,562,497
J613	Satellite telecommunications activities	18	2,547,841	-
J619	Other telecommunications activities	30	29,581	-
J620	Computer programming, consultancy and related activities	331	1,302,501	142,827
J631	Data processing, hosting and related activities; web portals	39	3,277,537	-
J639	Other information service activities	3	4,293	-

Continued

TABLE 10a - - Continued

2009 PSIC Code	Region/ Industry Description	Number of Establishments	Book Value of Intangible Assets as of 31 December	
			Total	Intangible Non-Produced Assets
		(1)	(2)	(3)
	Cordillera Administrative Region	12	31,435	-
J581	Publishing of books, periodicals and other publishing activities	s	s	s
J591	Motion picture, video and television programme activities	s	s	s
J601	Radio broadcasting	5	-	-
J602	Television programming and broadcasting activities	s	s	s
J613	Satellite telecommunications activities	s	s	s
J619	Other telecommunications activities	s	s	s
J620	Computer programming, consultancy and related activities	s	s	s
	I - Ilocos Region	13	8,328,772	-
J591	Motion picture, video and television programme activities	s	s	s
J601	Radio broadcasting	s	s	s
J602	Television programming and broadcasting activities	s	s	s
J613	Satellite telecommunications activities	3	-	-
J619	Other telecommunications activities	s	s	s
J620	Computer programming, consultancy and related activities	3	8,296,215	-
J639	Other information service activities	s	s	s
	II - Cagayan Valley	8	1,000	1,000
J601	Radio broadcasting	s	s	s
J612	Wireless telecommunications activities	s	s	s
J613	Satellite telecommunications activities	4	-	-
	III - Central Luzon	32	116,860	38,328
J581	Publishing of books, periodicals and other publishing activities	s	s	s
J591	Motion picture, video and television programme activities	4	-	-
J601	Radio broadcasting	s	s	s
J602	Television programming and broadcasting activities	s	s	s
J611	Wired telecommunications activities	s	s	s
J612	Wireless telecommunications activities	s	s	s
J613	Satellite telecommunications activities	8	355	212

Continued

TABLE 10a - - Continued

2009 PSIC Code	Region/ Industry Description	Number of Establishments	Book Value of Intangible Assets as of 31 December	
			Total	Intangible Non-Produced Assets
		(1)	(2)	(3)
J619	Other telecommunications activities	s	s	s
J620	Computer programming, consultancy and related activities	8	25,070	-
J631	Data processing, hosting and related activities; web portals	4	5,771	-
	IVA - CALABARZON	37	3,130,213	-
J581	Publishing of books, periodicals and other publishing activities	s	s	s
J591	Motion picture, video and television programme activities	7	-	-
J611	Wired telecommunications activities	4	-	-
J613	Satellite telecommunications activities	16	86,535	-
J619	Other telecommunications activities	s	s	s
J620	Computer programming, consultancy and related activities	5	159	-
J631	Data processing, hosting and related activities; web portals	s	s	s
	MIMAROPA Region	4	-	-
J591	Motion picture, video and television programme activities	s	s	s
J611	Wired telecommunications activities	s	s	s
J613	Satellite telecommunications activities	s	s	s
J619	Other telecommunications activities	s	s	s
	V - Bicol Region	9	343	-
J591	Motion picture, video and television programme activities	s	s	s
J601	Radio broadcasting	3	-	-
J611	Wired telecommunications activities	s	s	s
J613	Satellite telecommunications activities	s	s	s
J631	Data processing, hosting and related activities; web portals	s	s	s
	VI - Western Visayas	32	104,077	-
J581	Publishing of books, periodicals and other publishing activities	4	10,999	-
J591	Motion picture, video and television programme activities	s	s	s
J601	Radio broadcasting	9	-	-
J602	Television programming and broadcasting activities	s	s	s

Continued

TABLE 10a - - Continued

2009 PSIC Code	Region/ Industry Description	Number of Establishments	Book Value of Intangible Assets as of 31 December	
			Total	Intangible Non-Produced Assets
		(1)	(2)	(3)
J611	Wired telecommunications activities	s	s	s
J613	Satellite telecommunications activities	9	-	-
J620	Computer programming, consultancy and related activities	4	14,399	-
J631	Data processing, hosting and related activities; web portals	s	s	s
VII - Central Visayas		80	130,046	11,836
J581	Publishing of books, periodicals and other publishing activities	6	3,862	264
J582	Software publishing	s	s	s
J591	Motion picture, video and television programme activities	s	s	s
J601	Radio broadcasting	10	12,572	11,572
J602	Television programming and broadcasting activities	3	65,114	-
J612	Wireless telecommunications activities	s	s	s
J613	Satellite telecommunications activities	6	2,566	-
J619	Other telecommunications activities	3	1,136	-
J620	Computer programming, consultancy and related activities	42	40,589	-
J631	Data processing, hosting and related activities; web portals	6	2,638	-
VIII - Eastern Visayas		6	-	-
J591	Motion picture, video and television programme activities	s	s	s
J601	Radio broadcasting	s	s	s
J613	Satellite telecommunications activities	s	s	s
J631	Data processing, hosting and related activities; web portals	s	s	s
IX - Zamboanga Peninsula		3	-	-
J602	Television programming and broadcasting activities	s	s	s
J611	Wired telecommunications activities	s	s	s
J613	Satellite telecommunications activities	s	s	s

Continued

TABLE 10a - - Continued

2009 PSIC Code	Region/ Industry Description	Number of Establishments	Book Value of Intangible Assets as of 31 December	
			Total	Intangible Non-Produced Assets
		(1)	(2)	(3)
	X - Northern Mindanao	15	63,609	-
J581	Publishing of books, periodicals and other publishing activities	s	s	s
J601	Radio broadcasting	5	-	-
J602	Television programming and broadcasting activities	s	s	s
J611	Wired telecommunications activities	s	s	s
J613	Satellite telecommunications activities	s	s	s
J619	Other telecommunications activities	s	s	s
J620	Computer programming, consultancy and related activities	3	91	-
	XI - Davao Region	30	187,767	-
J581	Publishing of books, periodicals and other publishing activities	s	s	s
J591	Motion picture, video and television programme activities	3	-	-
J601	Radio broadcasting	8	35	-
J602	Television programming and broadcasting activities	3	185,983	-
J612	Wireless telecommunications activities	s	s	s
J613	Satellite telecommunications activities	6	800	-
J620	Computer programming, consultancy and related activities	6	949	-
J631	Data processing, hosting and related activities; web portals	s	s	s
	XII - SOCCSKSARGEN	13	31,200	-
J601	Radio broadcasting	6	31,200	-
J602	Television programming and broadcasting activities	s	s	s
J611	Wired telecommunications activities	s	s	s
J613	Satellite telecommunications activities	4	-	-
J620	Computer programming, consultancy and related activities	s	s	s
	XIII - Caraga	8	29	-
J601	Radio broadcasting	s	s	s
J602	Television programming and broadcasting activities	s	s	s
J611	Wired telecommunications activities	s	s	s
J613	Satellite telecommunications activities	4	-	-

Continued

TABLE 10a -- Continued

2009 PSIC Code	Region/ Industry Description	Book Value of Intangible Assets as of 31 December			
		Computer Software and Databases	Entertainment, Literary and Artistic Originals	Research and Development	Other Intangible Assets
		(4)	(5)	(6)	(7)
	PHILIPPINES	31,673,415	9,733,612	23,731	2,148
J581	Publishing of books, periodicals and other publishing activities	4,579	382,703	-	-
J582	Software publishing	-	43,154	-	-
J591	Motion picture, video and television programme activities	126,013	1,510,256	-	-
J592	Sound recording and music publishing activities	2,558	4,710	-	-
J601	Radio broadcasting	1,035	74,180	-	-
J602	Television programming and broadcasting activities	961,844	7,683,255	-	-
J611	Wired telecommunications activities	506,468	-	-	2,148
J612	Wireless telecommunications activities	11,588,926	1,078	-	-
J613	Satellite telecommunications activities	2,638,083	-	-	-
J619	Other telecommunications activities	26,258	-	4,459	-
J620	Computer programming, consultancy and related activities	9,484,109	34,001	19,272	-
J631	Data processing, hosting and related activities; web portals	6,329,249	276	-	-
J639	Other information service activities	4,293	-	-	-
	National Capital Region	20,082,220	9,252,765	23,731	-
J581	Publishing of books, periodicals and other publishing activities	4,579	367,951	-	-
J582	Software publishing	-	41,582	-	-
J591	Motion picture, video and television programme activities	126,013	1,510,256	-	-
J592	Sound recording and music publishing activities	2,558	4,710	-	-
J601	Radio broadcasting	-	42,979	-	-
J602	Television programming and broadcasting activities	961,844	7,249,932	-	-
J611	Wired telecommunications activities	481,770	-	-	-
J612	Wireless telecommunications activities	11,544,538	1,078	-	-
J613	Satellite telecommunications activities	2,547,841	-	-	-
J619	Other telecommunications activities	25,122	-	4,459	-
J620	Computer programming, consultancy and related activities	1,106,402	34,001	19,272	-
J631	Data processing, hosting and related activities; web portals	3,277,261	276	-	-
J639	Other information service activities	4,293	-	-	-

Continued

TABLE 10a - - Continued

2009 PSIC Code	Region/ Industry Description	Book Value of Intangible Assets as of 31 December			
		Computer Software and Databases	Entertainment, Literary and Artistic Originals	Research and Development	Other Intangible Assets
		(4)	(5)	(6)	(7)
	Cordillera Administrative Region	235	31,200	-	-
J581	Publishing of books, periodicals and other publishing activities	S	S	S	S
J591	Motion picture, video and television programme activities	S	S	S	S
J601	Radio broadcasting	-	-	-	-
J602	Television programming and broadcasting activities	S	S	S	S
J613	Satellite telecommunications activities	S	S	S	S
J619	Other telecommunications activities	S	S	S	S
J620	Computer programming, consultancy and related activities	S	S	S	S
	I - Ilocos Region	8,296,215	32,557	-	-
J591	Motion picture, video and television programme activities	S	S	S	S
J601	Radio broadcasting	S	S	S	S
J602	Television programming and broadcasting activities	S	S	S	S
J613	Satellite telecommunications activities	-	-	-	-
J619	Other telecommunications activities	S	S	S	S
J620	Computer programming, consultancy and related activities	8,296,215	-	-	-
J639	Other information service activities	S	S	S	S
	II - Cagayan Valley	-	-	-	-
J601	Radio broadcasting	S	S	S	S
J612	Wireless telecommunications activities	S	S	S	S
J613	Satellite telecommunications activities	-	-	-	-
	III - Central Luzon	75,371	3,161	-	-
J581	Publishing of books, periodicals and other publishing activities	S	S	S	S
J591	Motion picture, video and television programme activities	-	-	-	-
J601	Radio broadcasting	S	S	S	S
J602	Television programming and broadcasting activities	S	S	S	S
J611	Wired telecommunications activities	S	S	S	S
J612	Wireless telecommunications activities	S	S	S	S
J613	Satellite telecommunications activities	144	-	-	-

Continued

TABLE 10a - - Continued

2009 PSIC Code	Region/ Industry Description	Book Value of Intangible Assets as of 31 December			
		Computer Software and Databases	Entertainment, Literary and Artistic Originals	Research and Development	Other Intangible Assets
		(4)	(5)	(6)	(7)
J619	Other telecommunications activities	s	s	s	s
J620	Computer programming, consultancy and related activities	25,070	-	-	-
J631	Data processing, hosting and related activities; web portals	5,771	-	-	-
	IVA - CALABARZON	3,130,129	84	-	-
J581	Publishing of books, periodicals and other publishing activities	s	s	s	s
J591	Motion picture, video and television programme activities	-	-	-	-
J611	Wired telecommunications activities	-	-	-	-
J613	Satellite telecommunications activities	86,535	-	-	-
J619	Other telecommunications activities	s	s	s	s
J620	Computer programming, consultancy and related activities	159	-	-	-
J631	Data processing, hosting and related activities; web portals	s	s	s	s
	MIMAROPA Region	-	-	-	-
J591	Motion picture, video and television programme activities	s	s	s	s
J611	Wired telecommunications activities	s	s	s	s
J613	Satellite telecommunications activities	s	s	s	s
J619	Other telecommunications activities	s	s	s	s
	V - Bicol Region	343	-	-	-
J591	Motion picture, video and television programme activities	s	s	s	s
J601	Radio broadcasting	-	-	-	-
J611	Wired telecommunications activities	s	s	s	s
J613	Satellite telecommunications activities	s	s	s	s
J631	Data processing, hosting and related activities; web portals	s	s	s	s
	VI - Western Visayas	14,399	89,678	-	-
J581	Publishing of books, periodicals and other publishing activities	-	10,999	-	-
J591	Motion picture, video and television programme activities	s	s	s	s
J601	Radio broadcasting	-	-	-	-
J602	Television programming and broadcasting activities	s	s	s	s

Continued

TABLE 10a - - Continued

2009 PSIC Code	Region/ Industry Description	Book Value of Intangible Assets as of 31 December			
		Computer Software and Databases	Entertainment, Literary and Artistic Originals	Research and Development	Other Intangible Assets
		(4)	(5)	(6)	(7)
J611	Wired telecommunications activities	s	s	s	s
J613	Satellite telecommunications activities	-	-	-	-
J620	Computer programming, consultancy and related activities	14,399	-	-	-
J631	Data processing, hosting and related activities; web portals	s	s	s	s
	VII - Central Visayas	47,928	70,283	-	-
J581	Publishing of books, periodicals and other publishing activities	-	3,598	-	-
J582	Software publishing	s	s	s	s
J591	Motion picture, video and television programme activities	s	s	s	s
J601	Radio broadcasting	1,000	-	-	-
J602	Television programming and broadcasting activities	-	65,114	-	-
J612	Wireless telecommunications activities	s	s	s	s
J613	Satellite telecommunications activities	2,566	-	-	-
J619	Other telecommunications activities	1,136	-	-	-
J620	Computer programming, consultancy and related activities	40,589	-	-	-
J631	Data processing, hosting and related activities; web portals	2,638	-	-	-
	VIII - Eastern Visayas	-	-	-	-
J591	Motion picture, video and television programme activities	s	s	s	s
J601	Radio broadcasting	s	s	s	s
J613	Satellite telecommunications activities	s	s	s	s
J631	Data processing, hosting and related activities; web portals	s	s	s	s
	IX - Zamboanga Peninsula	-	-	-	-
J602	Television programming and broadcasting activities	s	s	s	s
J611	Wired telecommunications activities	s	s	s	s
J613	Satellite telecommunications activities	s	s	s	s

Continued

TABLE 10a - - Concluded

2009 PSIC Code	Region/ Industry Description	Book Value of Intangible Assets as of 31 December			
		Computer Software and Databases	Entertainment, Literary and Artistic Originals	Research and Development	Other Intangible Assets
		(4)	(5)	(6)	(7)
	X - Northern Mindanao	24,789	36,672	-	2,148
J581	Publishing of books, periodicals and other publishing activities	s	s	s	s
J601	Radio broadcasting	-	-	-	-
J602	Television programming and broadcasting activities	s	s	s	s
J611	Wired telecommunications activities	s	s	s	s
J613	Satellite telecommunications activities	s	s	s	s
J619	Other telecommunications activities	s	s	s	s
J620	Computer programming, consultancy and related activities	91	-	-	-
	XI - Davao Region	1,784	185,983	-	-
J581	Publishing of books, periodicals and other publishing activities	s	s	s	s
J591	Motion picture, video and television programme activities	-	-	-	-
J601	Radio broadcasting	35	-	-	-
J602	Television programming and broadcasting activities	-	185,983	-	-
J612	Wireless telecommunications activities	s	s	s	s
J613	Satellite telecommunications activities	800	-	-	-
J620	Computer programming, consultancy and related activities	949	-	-	-
J631	Data processing, hosting and related activities; web portals	s	s	s	s
	XII - SOCCSKSARGEN	-	31,200	-	-
J601	Radio broadcasting	-	31,200	-	-
J602	Television programming and broadcasting activities	s	s	s	s
J611	Wired telecommunications activities	s	s	s	s
J613	Satellite telecommunications activities	-	-	-	-
J620	Computer programming, consultancy and related activities	s	s	s	s
	XIII - Caraga	-	29	-	-
J601	Radio broadcasting	s	s	s	s
J602	Television programming and broadcasting activities	s	s	s	s
J611	Wired telecommunications activities	s	s	s	s
J613	Satellite telecommunications activities	-	-	-	-

TABLE 11a Number of Establishments and Value of Inventories for Information and Communication Establishments with Total Employment of 20 and Over by Region and Industry Group: Philippines, 2017

*(Values are in thousand pesos, except for number of establishments.
Details may not add-up to total due to rounding and/or statistical disclosure control.)*

2009 PSIC Code	Region/ Industry Description	Number of Establishments	Value of Inventories as of 1 January	
			Total	Materials and Supplies
		(1)	(2)	(3)
	PHILIPPINES	910	8,191,411	7,157,847
J581	Publishing of books, periodicals and other publishing activities	85	1,084,060	874,022
J582	Software publishing	5	-	-
J591	Motion picture, video and television programme activities	61	362,449	2,492
J592	Sound recording and music publishing activities	6	-	-
J601	Radio broadcasting	77	5,103	4,940
J602	Television programming and broadcasting activities	30	161,844	161,844
J611	Wired telecommunications activities	30	1,758,747	1,739,072
J612	Wireless telecommunications activities	25	3,350,087	3,350,087
J613	Satellite telecommunications activities	87	612,754	589,697
J619	Other telecommunications activities	39	162,875	152,416
J620	Computer programming, consultancy and related activities	405	693,248	283,036
J631	Data processing, hosting and related activities; web portals	56	62	60
J639	Other information service activities	4	180	180
	National Capital Region	608	7,495,227	6,861,593
J581	Publishing of books, periodicals and other publishing activities	68	1,053,256	858,037
J582	Software publishing	4	-	-
J591	Motion picture, video and television programme activities	38	7,161	2,325
J592	Sound recording and music publishing activities	6	-	-
J601	Radio broadcasting	21	3,236	3,103
J602	Television programming and broadcasting activities	14	157,747	157,747
J611	Wired telecommunications activities	16	1,714,493	1,714,493
J612	Wireless telecommunications activities	20	3,349,967	3,349,967
J613	Satellite telecommunications activities	18	493,867	479,121
J619	Other telecommunications activities	30	156,794	148,090
J620	Computer programming, consultancy and related activities	331	558,698	148,702
J631	Data processing, hosting and related activities; web portals	39	8	8
J639	Other information service activities	3	-	-

Continued

TABLE 11a - - Continued

2009 PSIC Code	Region/ Industry Description	Number of Establishments	Value of Inventories as of 1 January	
			Total	Materials and Supplies
		(1)	(2)	(3)
	Cordillera Administrative Region	12	1,241	2
J581	Publishing of books, periodicals and other publishing activities	s	s	s
J591	Motion picture, video and television programme activities	s	s	s
J601	Radio broadcasting	5	2	2
J602	Television programming and broadcasting activities	s	s	s
J613	Satellite telecommunications activities	s	s	s
J619	Other telecommunications activities	s	s	s
J620	Computer programming, consultancy and related activities	s	s	s
	I - Ilocos Region	13	1,646	1,646
J591	Motion picture, video and television programme activities	s	s	s
J601	Radio broadcasting	s	s	s
J602	Television programming and broadcasting activities	s	s	s
J613	Satellite telecommunications activities	3	1,466	1,466
J619	Other telecommunications activities	s	s	s
J620	Computer programming, consultancy and related activities	3	-	-
J639	Other information service activities	s	s	s
	II - Cagayan Valley	8	4,347	784
J601	Radio broadcasting	s	s	s
J612	Wireless telecommunications activities	s	s	s
J613	Satellite telecommunications activities	4	4,347	784
	III - Central Luzon	32	153,771	148,400
J581	Publishing of books, periodicals and other publishing activities	s	s	s
J591	Motion picture, video and television programme activities	4	167	167
J601	Radio broadcasting	s	s	s
J602	Television programming and broadcasting activities	s	s	s
J611	Wired telecommunications activities	s	s	s
J612	Wireless telecommunications activities	s	s	s
J613	Satellite telecommunications activities	8	14,831	14,831

Continued

TABLE 11a - - Continued

2009 PSIC Code	Region/ Industry Description	Number of Establishments	Value of Inventories as of 1 January	
			Total	Materials and Supplies
		(1)	(2)	(3)
J619	Other telecommunications activities	s	s	s
J620	Computer programming, consultancy and related activities	8	133,055	132,852
J631	Data processing, hosting and related activities; web portals	4	10	10
IVA - CALABARZON		37	20,062	20,060
J581	Publishing of books, periodicals and other publishing activities	s	s	s
J591	Motion picture, video and television programme activities	7	-	-
J611	Wired telecommunications activities	4	4,813	4,813
J613	Satellite telecommunications activities	16	6,936	6,936
J619	Other telecommunications activities	s	s	s
J620	Computer programming, consultancy and related activities	5	-	-
J631	Data processing, hosting and related activities; web portals	s	s	s
MIMAROPA Region		4	2,642	2,642
J591	Motion picture, video and television programme activities	s	s	s
J611	Wired telecommunications activities	s	s	s
J613	Satellite telecommunications activities	s	s	s
J619	Other telecommunications activities	s	s	s
V - Bicol Region		9	14,876	14,876
J591	Motion picture, video and television programme activities	s	s	s
J601	Radio broadcasting	3	-	-
J611	Wired telecommunications activities	s	s	s
J613	Satellite telecommunications activities	s	s	s
J631	Data processing, hosting and related activities; web portals	s	s	s
VI - Western Visayas		32	943	871
J581	Publishing of books, periodicals and other publishing activities	4	376	376
J591	Motion picture, video and television programme activities	s	s	s
J601	Radio broadcasting	9	75	45
J602	Television programming and broadcasting activities	s	s	s

Continued

TABLE 11a - - Continued

2009 PSIC Code	Region/ Industry Description	Number of Establishments	Value of Inventories as of 1 January	
			Total	Materials and Supplies
		(1)	(2)	(3)
J611	Wired telecommunications activities	s	s	s
J613	Satellite telecommunications activities	9	493	450
J620	Computer programming, consultancy and related activities	4	-	-
J631	Data processing, hosting and related activities; web portals	s	s	s
VII - Central Visayas		80	26,853	13,260
J581	Publishing of books, periodicals and other publishing activities	6	14,403	823
J582	Software publishing	s	s	s
J591	Motion picture, video and television programme activities	s	s	s
J601	Radio broadcasting	10	1,263	1,263
J602	Television programming and broadcasting activities	3	-	-
J612	Wireless telecommunications activities	s	s	s
J613	Satellite telecommunications activities	6	6,298	6,298
J619	Other telecommunications activities	3	3,368	3,368
J620	Computer programming, consultancy and related activities	42	1,496	1,483
J631	Data processing, hosting and related activities; web portals	6	25	25
VIII - Eastern Visayas		6	-	-
J591	Motion picture, video and television programme activities	s	s	s
J601	Radio broadcasting	s	s	s
J613	Satellite telecommunications activities	s	s	s
J631	Data processing, hosting and related activities; web portals	s	s	s
IX - Zamboanga Peninsula		3	-	-
J602	Television programming and broadcasting activities	s	s	s
J611	Wired telecommunications activities	s	s	s
J613	Satellite telecommunications activities	s	s	s

Continued

TABLE 11a - - *Continued*

2009 PSIC Code	Region/ Industry Description	Number of Establishments	Value of Inventories as of 1 January	
			Total	Materials and Supplies
		(1)	(2)	(3)
	X - Northern Mindanao	15	42,771	26,509
J581	Publishing of books, periodicals and other publishing activities	s	s	s
J601	Radio broadcasting	5	107	107
J602	Television programming and broadcasting activities	s	s	s
J611	Wired telecommunications activities	s	s	s
J613	Satellite telecommunications activities	s	s	s
J619	Other telecommunications activities	s	s	s
J620	Computer programming, consultancy and related activities	3	-	-
	XI - Davao Region	30	416,233	61,112
J581	Publishing of books, periodicals and other publishing activities	s	s	s
J591	Motion picture, video and television programme activities	3	355,121	-
J601	Radio broadcasting	8	-	-
J602	Television programming and broadcasting activities	3	4,097	4,097
J612	Wireless telecommunications activities	s	s	s
J613	Satellite telecommunications activities	6	55,293	55,293
J620	Computer programming, consultancy and related activities	6	-	-
J631	Data processing, hosting and related activities; web portals	s	s	s
	XII - SOCCSKSARGEN	13	5,442	734
J601	Radio broadcasting	6	-	-
J602	Television programming and broadcasting activities	s	s	s
J611	Wired telecommunications activities	s	s	s
J613	Satellite telecommunications activities	4	5,442	734
J620	Computer programming, consultancy and related activities	s	s	s
	XIII - Caraga	8	5,358	5,358
J601	Radio broadcasting	s	s	s
J602	Television programming and broadcasting activities	s	s	s
J611	Wired telecommunications activities	s	s	s
J613	Satellite telecommunications activities	4	4,659	4,659

Continued

TABLE 11a -- Continued

2009 PSIC Code	Region/ Industry Description	Value of Inventories as of 1 January			
		Fuels, Lubricants, Oils and Greases	Goods for Resale	Real Estate for Sale	Other Inventories
		(4)	(5)	(6)	(7)
	PHILIPPINES	4,910	547,149	357,439	124,066
J581	Publishing of books, periodicals and other publishing activities	-	86,119	-	123,919
J582	Software publishing	-	-	-	-
J591	Motion picture, video and television programme activities	3,561	1,275	355,121	-
J592	Sound recording and music publishing activities	-	-	-	-
J601	Radio broadcasting	30	-	-	133
J602	Television programming and broadcasting activities	-	-	-	-
J611	Wired telecommunications activities	-	19,675	-	-
J612	Wireless telecommunications activities	-	-	-	-
J613	Satellite telecommunications activities	158	20,581	2,318	-
J619	Other telecommunications activities	-	10,459	-	-
J620	Computer programming, consultancy and related activities	1,159	409,040	-	13
J631	Data processing, hosting and related activities; web portals	2	-	-	-
J639	Other information service activities	-	-	-	-
	National Capital Region	4,517	518,645	-	110,473
J581	Publishing of books, periodicals and other publishing activities	-	84,880	-	110,339
J582	Software publishing	-	-	-	-
J591	Motion picture, video and television programme activities	3,561	1,275	-	-
J592	Sound recording and music publishing activities	-	-	-	-
J601	Radio broadcasting	-	-	-	133
J602	Television programming and broadcasting activities	-	-	-	-
J611	Wired telecommunications activities	-	-	-	-
J612	Wireless telecommunications activities	-	-	-	-
J613	Satellite telecommunications activities	-	14,746	-	-
J619	Other telecommunications activities	-	8,704	-	-
J620	Computer programming, consultancy and related activities	956	409,040	-	-
J631	Data processing, hosting and related activities; web portals	-	-	-	-
J639	Other information service activities	-	-	-	-

Continued

TABLE 11a - - Continued

2009 PSIC Code	Region/ Industry Description	Value of Inventories as of 1 January			
		Fuels, Lubricants, Oils and Greases	Goods for Resale	Real Estate for Sale	Other Inventories
		(4)	(5)	(6)	(7)
	Cordillera Administrative Region	-	1,239	-	-
J581	Publishing of books, periodicals and other publishing activities	S	S	S	S
J591	Motion picture, video and television programme activities	S	S	S	S
J601	Radio broadcasting	-	-	-	-
J602	Television programming and broadcasting activities	S	S	S	S
J613	Satellite telecommunications activities	S	S	S	S
J619	Other telecommunications activities	S	S	S	S
J620	Computer programming, consultancy and related activities	S	S	S	S
	I - Ilocos Region	-	-	-	-
J591	Motion picture, video and television programme activities	S	S	S	S
J601	Radio broadcasting	S	S	S	S
J602	Television programming and broadcasting activities	S	S	S	S
J613	Satellite telecommunications activities	-	-	-	-
J619	Other telecommunications activities	S	S	S	S
J620	Computer programming, consultancy and related activities	-	-	-	-
J639	Other information service activities	S	S	S	S
	II - Cagayan Valley	116	1,129	2,318	-
J601	Radio broadcasting	S	S	S	S
J612	Wireless telecommunications activities	S	S	S	S
J613	Satellite telecommunications activities	116	1,129	2,318	-
	III - Central Luzon	203	5,168	-	-
J581	Publishing of books, periodicals and other publishing activities	S	S	S	S
J591	Motion picture, video and television programme activities	-	-	-	-
J601	Radio broadcasting	S	S	S	S
J602	Television programming and broadcasting activities	S	S	S	S
J611	Wired telecommunications activities	S	S	S	S
J612	Wireless telecommunications activities	S	S	S	S
J613	Satellite telecommunications activities	-	-	-	-

Continued

TABLE 11a - - Continued

2009 PSIC Code	Region/ Industry Description	Value of Inventories as of 1 January			
		Fuels, Lubricants, Oils and Greases	Goods for Resale	Real Estate for Sale	Other Inventories
		(4)	(5)	(6)	(7)
J619	Other telecommunications activities	s	s	s	s
J620	Computer programming, consultancy and related activities	203	-	-	-
J631	Data processing, hosting and related activities; web portals	-	-	-	-
	IVA - CALABARZON	2	-	-	-
J581	Publishing of books, periodicals and other publishing activities	s	s	s	s
J591	Motion picture, video and television programme activities	-	-	-	-
J611	Wired telecommunications activities	-	-	-	-
J613	Satellite telecommunications activities	-	-	-	-
J619	Other telecommunications activities	s	s	s	s
J620	Computer programming, consultancy and related activities	-	-	-	-
J631	Data processing, hosting and related activities; web portals	s	s	s	s
	MIMAROPA Region	-	-	-	-
J591	Motion picture, video and television programme activities	s	s	s	s
J611	Wired telecommunications activities	s	s	s	s
J613	Satellite telecommunications activities	s	s	s	s
J619	Other telecommunications activities	s	s	s	s
	V - Bicol Region	-	-	-	-
J591	Motion picture, video and television programme activities	s	s	s	s
J601	Radio broadcasting	-	-	-	-
J611	Wired telecommunications activities	s	s	s	s
J613	Satellite telecommunications activities	s	s	s	s
J631	Data processing, hosting and related activities; web portals	s	s	s	s
	VI - Western Visayas	72	-	-	-
J581	Publishing of books, periodicals and other publishing activities	-	-	-	-
J591	Motion picture, video and television programme activities	s	s	s	s
J601	Radio broadcasting	30	-	-	-
J602	Television programming and broadcasting activities	s	s	s	s

Continued

TABLE 11a - - Continued

2009 PSIC Code	Region/ Industry Description	Value of Inventories as of 1 January			
		Fuels, Lubricants, Oils and Greases	Goods for Resale	Real Estate for Sale	Other Inventories
		(4)	(5)	(6)	(7)
J611	Wired telecommunications activities	s	s	s	s
J613	Satellite telecommunications activities	42	-	-	-
J620	Computer programming, consultancy and related activities	-	-	-	-
J631	Data processing, hosting and related activities; web portals	s	s	s	s
	VII - Central Visayas	-	-	-	13,594
J581	Publishing of books, periodicals and other publishing activities	-	-	-	13,580
J582	Software publishing	s	s	s	s
J591	Motion picture, video and television programme activities	s	s	s	s
J601	Radio broadcasting	-	-	-	-
J602	Television programming and broadcasting activities	-	-	-	-
J612	Wireless telecommunications activities	s	s	s	s
J613	Satellite telecommunications activities	-	-	-	-
J619	Other telecommunications activities	-	-	-	-
J620	Computer programming, consultancy and related activities	-	-	-	13
J631	Data processing, hosting and related activities; web portals	-	-	-	-
	VIII - Eastern Visayas	-	-	-	-
J591	Motion picture, video and television programme activities	s	s	s	s
J601	Radio broadcasting	s	s	s	s
J613	Satellite telecommunications activities	s	s	s	s
J631	Data processing, hosting and related activities; web portals	s	s	s	s
	IX - Zamboanga Peninsula	-	-	-	-
J602	Television programming and broadcasting activities	s	s	s	s
J611	Wired telecommunications activities	s	s	s	s
J613	Satellite telecommunications activities	s	s	s	s

Continued

TABLE 11a -- Continued

2009 PSIC Code	Region/ Industry Description	Value of Inventories as of 1 January			
		Fuels, Lubricants, Oils and Greases	Goods for Resale	Real Estate for Sale	Other Inventories
		(4)	(5)	(6)	(7)
	X - Northern Mindanao	-	16,262	-	-
J581	Publishing of books, periodicals and other publishing activities	S	S	S	S
J601	Radio broadcasting	-	-	-	-
J602	Television programming and broadcasting activities	S	S	S	S
J611	Wired telecommunications activities	S	S	S	S
J613	Satellite telecommunications activities	S	S	S	S
J619	Other telecommunications activities	S	S	S	S
J620	Computer programming, consultancy and related activities	-	-	-	-
	XI - Davao Region	-	-	355,121	-
J581	Publishing of books, periodicals and other publishing activities	S	S	S	S
J591	Motion picture, video and television programme activities	-	-	355,121	-
J601	Radio broadcasting	-	-	-	-
J602	Television programming and broadcasting activities	-	-	-	-
J612	Wireless telecommunications activities	S	S	S	S
J613	Satellite telecommunications activities	-	-	-	-
J620	Computer programming, consultancy and related activities	-	-	-	-
J631	Data processing, hosting and related activities; web portals	S	S	S	S
	XII - SOCCSKSARGEN	-	4,707	-	-
J601	Radio broadcasting	-	-	-	-
J602	Television programming and broadcasting activities	S	S	S	S
J611	Wired telecommunications activities	S	S	S	S
J613	Satellite telecommunications activities	-	4,707	-	-
J620	Computer programming, consultancy and related activities	S	S	S	S
	XIII - Caraga	-	-	-	-
J601	Radio broadcasting	S	S	S	S
J602	Television programming and broadcasting activities	S	S	S	S
J611	Wired telecommunications activities	S	S	S	S
J613	Satellite telecommunications activities	-	-	-	-

Continued

TABLE 11a - - Continued

2009 PSIC Code	Region/ Industry Description	Value of Inventories as of 31 December		
		Total	Materials and Supplies	Fuels, Lubricants, Oils and Greases
		(8)	(9)	(10)
	PHILIPPINES	7,401,195	6,542,735	4,262
J581	Publishing of books, periodicals and other publishing activities	1,126,406	989,121	-
J582	Software publishing	-	-	-
J591	Motion picture, video and television programme activities	364,480	1,650	548
J592	Sound recording and music publishing activities	-	-	-
J601	Radio broadcasting	5,035	4,959	56
J602	Television programming and broadcasting activities	8,441	8,441	-
J611	Wired telecommunications activities	1,544,387	1,539,575	129
J612	Wireless telecommunications activities	3,180,159	3,180,159	-
J613	Satellite telecommunications activities	502,997	466,525	1,215
J619	Other telecommunications activities	132,754	121,405	23
J620	Computer programming, consultancy and related activities	535,965	230,329	2,289
J631	Data processing, hosting and related activities; web portals	80	79	2
J639	Other information service activities	492	492	-
	National Capital Region	6,757,278	6,285,736	2,084
J581	Publishing of books, periodicals and other publishing activities	1,098,645	973,187	-
J582	Software publishing	-	-	-
J591	Motion picture, video and television programme activities	3,598	1,441	548
J592	Sound recording and music publishing activities	-	-	-
J601	Radio broadcasting	3,340	3,321	-
J602	Television programming and broadcasting activities	8,441	8,441	-
J611	Wired telecommunications activities	1,513,155	1,513,027	128
J612	Wireless telecommunications activities	3,180,070	3,180,070	-
J613	Satellite telecommunications activities	413,310	383,776	-
J619	Other telecommunications activities	127,243	117,746	-
J620	Computer programming, consultancy and related activities	409,463	104,714	1,408
J631	Data processing, hosting and related activities; web portals	13	13	-
J639	Other information service activities	-	-	-

Continued

TABLE 11a - - *Continued*

2009 PSIC Code	Region/ Industry Description	Value of Inventories as of 31 December		
		Total	Materials and Supplies	Fuels, Lubricants, Oils and Greases
		(8)	(9)	(10)
	Cordillera Administrative Region	1,637	1	-
J581	Publishing of books, periodicals and other publishing activities	s	s	s
J591	Motion picture, video and television programme activities	s	s	s
J601	Radio broadcasting	1	1	-
J602	Television programming and broadcasting activities	s	s	s
J613	Satellite telecommunications activities	s	s	s
J619	Other telecommunications activities	s	s	s
J620	Computer programming, consultancy and related activities	s	s	s
	I - Ilocos Region	1,900	1,900	-
J591	Motion picture, video and television programme activities	s	s	s
J601	Radio broadcasting	s	s	s
J602	Television programming and broadcasting activities	s	s	s
J613	Satellite telecommunications activities	1,408	1,408	-
J619	Other telecommunications activities	s	s	s
J620	Computer programming, consultancy and related activities	-	-	-
J639	Other information service activities	s	s	s
	II - Cagayan Valley	4,119	1,033	178
J601	Radio broadcasting	s	s	s
J612	Wireless telecommunications activities	s	s	s
J613	Satellite telecommunications activities	4,119	1,033	178
	III - Central Luzon	144,310	138,876	716
J581	Publishing of books, periodicals and other publishing activities	s	s	s
J591	Motion picture, video and television programme activities	209	209	-
J601	Radio broadcasting	s	s	s
J602	Television programming and broadcasting activities	s	s	s
J611	Wired telecommunications activities	s	s	s
J612	Wireless telecommunications activities	s	s	s
J613	Satellite telecommunications activities	12,979	12,979	-

Continued

TABLE 11a - - Continued

2009 PSIC Code	Region/ Industry Description	Value of Inventories as of 31 December		
		Total	Materials and Supplies	Fuels, Lubricants, Oils and Greases
		(8)	(9)	(10)
J619	Other telecommunications activities	s	s	s
J620	Computer programming, consultancy and related activities	125,804	125,088	716
J631	Data processing, hosting and related activities; web portals	10	10	-
	IVA - CALABARZON	28,602	28,601	2
J581	Publishing of books, periodicals and other publishing activities	s	s	s
J591	Motion picture, video and television programme activities	-	-	-
J611	Wired telecommunications activities	8,750	8,750	-
J613	Satellite telecommunications activities	10,667	10,667	-
J619	Other telecommunications activities	s	s	s
J620	Computer programming, consultancy and related activities	183	183	-
J631	Data processing, hosting and related activities; web portals	s	s	s
	MIMAROPA Region	2,447	2,447	-
J591	Motion picture, video and television programme activities	s	s	s
J611	Wired telecommunications activities	s	s	s
J613	Satellite telecommunications activities	s	s	s
J619	Other telecommunications activities	s	s	s
	V - Bicol Region	12,786	12,786	-
J591	Motion picture, video and television programme activities	s	s	s
J601	Radio broadcasting	-	-	-
J611	Wired telecommunications activities	s	s	s
J613	Satellite telecommunications activities	s	s	s
J631	Data processing, hosting and related activities; web portals	s	s	s
	VI - Western Visayas	1,028	933	94
J581	Publishing of books, periodicals and other publishing activities	476	476	-
J591	Motion picture, video and television programme activities	s	s	s
J601	Radio broadcasting	78	30	48
J602	Television programming and broadcasting activities	s	s	s

Continued

TABLE 11a - - Continued

2009 PSIC Code	Region/ Industry Description	Value of Inventories as of 31 December		
		Total	Materials and Supplies	Fuels, Lubricants, Oils and Greases
		(8)	(9)	(10)
J611	Wired telecommunications activities	s	s	s
J613	Satellite telecommunications activities	473	427	46
J620	Computer programming, consultancy and related activities	-	-	-
J631	Data processing, hosting and related activities; web portals	s	s	s
	VII - Central Visayas	16,140	5,770	172
J581	Publishing of books, periodicals and other publishing activities	10,920	729	-
J582	Software publishing	s	s	s
J591	Motion picture, video and television programme activities	s	s	s
J601	Radio broadcasting	62	54	8
J602	Television programming and broadcasting activities	-	-	-
J612	Wireless telecommunications activities	s	s	s
J613	Satellite telecommunications activities	1,874	1,874	-
J619	Other telecommunications activities	2,725	2,725	-
J620	Computer programming, consultancy and related activities	515	344	164
J631	Data processing, hosting and related activities; web portals	43	43	-
	VIII - Eastern Visayas	-	-	-
J591	Motion picture, video and television programme activities	s	s	s
J601	Radio broadcasting	s	s	s
J613	Satellite telecommunications activities	s	s	s
J631	Data processing, hosting and related activities; web portals	s	s	s
	IX - Zamboanga Peninsula	-	-	-
J602	Television programming and broadcasting activities	s	s	s
J611	Wired telecommunications activities	s	s	s
J613	Satellite telecommunications activities	s	s	s

Continued

TABLE 11a - - Continued

2009 PSIC Code	Region/ Industry Description	Value of Inventories as of 31 December		
		Total	Materials and Supplies	Fuels, Lubricants, Oils and Greases
		(8)	(9)	(10)
	X - Northern Mindanao	29,671	26,861	1,015
J581	Publishing of books, periodicals and other publishing activities	s	s	s
J601	Radio broadcasting	1,051	1,051	-
J602	Television programming and broadcasting activities	s	s	s
J611	Wired telecommunications activities	s	s	s
J613	Satellite telecommunications activities	s	s	s
J619	Other telecommunications activities	s	s	s
J620	Computer programming, consultancy and related activities	-	-	-
	XI - Davao Region	392,628	31,955	-
J581	Publishing of books, periodicals and other publishing activities	s	s	s
J591	Motion picture, video and television programme activities	360,673	-	-
J601	Radio broadcasting	-	-	-
J602	Television programming and broadcasting activities	-	-	-
J612	Wireless telecommunications activities	s	s	s
J613	Satellite telecommunications activities	29,971	29,971	-
J620	Computer programming, consultancy and related activities	-	-	-
J631	Data processing, hosting and related activities; web portals	s	s	s
	XII - SOCCSKSARGEN	3,487	672	-
J601	Radio broadcasting	-	-	-
J602	Television programming and broadcasting activities	s	s	s
J611	Wired telecommunications activities	s	s	s
J613	Satellite telecommunications activities	3,487	672	-
J620	Computer programming, consultancy and related activities	s	s	s
	XIII - Caraga	5,164	5,164	-
J601	Radio broadcasting	s	s	s
J602	Television programming and broadcasting activities	s	s	s
J611	Wired telecommunications activities	s	s	s
J613	Satellite telecommunications activities	4,590	4,590	-

Continued

TABLE 11a - - Continued

2009 PSIC Code	Region/ Industry Description	Value of Inventories as of 31 December		
		Goods for Resale	Real Estate for Sale	Other Inventories
		(11)	(12)	(13)
	PHILIPPINES	398,929	362,257	93,013
J581	Publishing of books, periodicals and other publishing activities	44,298	-	92,987
J582	Software publishing	-	-	-
J591	Motion picture, video and television programme activities	1,609	360,673	-
J592	Sound recording and music publishing activities	-	-	-
J601	Radio broadcasting	-	-	19
J602	Television programming and broadcasting activities	-	-	-
J611	Wired telecommunications activities	4,683	-	-
J612	Wireless telecommunications activities	-	-	-
J613	Satellite telecommunications activities	33,672	1,584	-
J619	Other telecommunications activities	11,326	-	-
J620	Computer programming, consultancy and related activities	303,341	-	7
J631	Data processing, hosting and related activities; web portals	-	-	-
J639	Other information service activities	-	-	-
	National Capital Region	386,642	-	82,816
J581	Publishing of books, periodicals and other publishing activities	42,662	-	82,797
J582	Software publishing	-	-	-
J591	Motion picture, video and television programme activities	1,609	-	-
J592	Sound recording and music publishing activities	-	-	-
J601	Radio broadcasting	-	-	19
J602	Television programming and broadcasting activities	-	-	-
J611	Wired telecommunications activities	-	-	-
J612	Wireless telecommunications activities	-	-	-
J613	Satellite telecommunications activities	29,534	-	-
J619	Other telecommunications activities	9,496	-	-
J620	Computer programming, consultancy and related activities	303,341	-	-
J631	Data processing, hosting and related activities; web portals	-	-	-
J639	Other information service activities	-	-	-

Continued

TABLE 11a - - Continued

2009 PSIC Code	Region/ Industry Description	Value of Inventories as of 31 December		
		Goods for Resale	Real Estate for Sale	Other Inventories
		(11)	(12)	(13)
	Cordillera Administrative Region	1,636	-	-
J581	Publishing of books, periodicals and other publishing activities	S	S	S
J591	Motion picture, video and television programme activities	S	S	S
J601	Radio broadcasting	-	-	-
J602	Television programming and broadcasting activities	S	S	S
J613	Satellite telecommunications activities	S	S	S
J619	Other telecommunications activities	S	S	S
J620	Computer programming, consultancy and related activities	S	S	S
	I - Ilocos Region	-	-	-
J591	Motion picture, video and television programme activities	S	S	S
J601	Radio broadcasting	S	S	S
J602	Television programming and broadcasting activities	S	S	S
J613	Satellite telecommunications activities	-	-	-
J619	Other telecommunications activities	S	S	S
J620	Computer programming, consultancy and related activities	-	-	-
J639	Other information service activities	S	S	S
	II - Cagayan Valley	1,323	1,584	-
J601	Radio broadcasting	S	S	S
J612	Wireless telecommunications activities	S	S	S
J613	Satellite telecommunications activities	1,323	1,584	-
	III - Central Luzon	4,717	-	-
J581	Publishing of books, periodicals and other publishing activities	S	S	S
J591	Motion picture, video and television programme activities	-	-	-
J601	Radio broadcasting	S	S	S
J602	Television programming and broadcasting activities	S	S	S
J611	Wired telecommunications activities	S	S	S
J612	Wireless telecommunications activities	S	S	S
J613	Satellite telecommunications activities	-	-	-

Continued

TABLE 11a - - Continued

2009 PSIC Code	Region/ Industry Description	Value of Inventories as of 31 December		
		Goods for Resale	Real Estate for Sale	Other Inventories
		(11)	(12)	(13)
J619	Other telecommunications activities	\$	\$	\$
J620	Computer programming, consultancy and related activities	-	-	-
J631	Data processing, hosting and related activities; web portals	-	-	-
	IVA - CALABARZON	-	-	-
J581	Publishing of books, periodicals and other publishing activities	\$	\$	\$
J591	Motion picture, video and television programme activities	-	-	-
J611	Wired telecommunications activities	-	-	-
J613	Satellite telecommunications activities	-	-	-
J619	Other telecommunications activities	\$	\$	\$
J620	Computer programming, consultancy and related activities	-	-	-
J631	Data processing, hosting and related activities; web portals	\$	\$	\$
	MIMAROPA Region	-	-	-
J591	Motion picture, video and television programme activities	\$	\$	\$
J611	Wired telecommunications activities	\$	\$	\$
J613	Satellite telecommunications activities	\$	\$	\$
J619	Other telecommunications activities	\$	\$	\$
	V - Bicol Region	-	-	-
J591	Motion picture, video and television programme activities	\$	\$	\$
J601	Radio broadcasting	-	-	-
J611	Wired telecommunications activities	\$	\$	\$
J613	Satellite telecommunications activities	\$	\$	\$
J631	Data processing, hosting and related activities; web portals	\$	\$	\$
	VI - Western Visayas	-	-	-
J581	Publishing of books, periodicals and other publishing activities	-	-	-
J591	Motion picture, video and television programme activities	\$	\$	\$
J601	Radio broadcasting	-	-	-
J602	Television programming and broadcasting activities	\$	\$	\$

Continued

TABLE 11a - - *Continued*

2009 PSIC Code	Region/ Industry Description	Value of Inventories as of 31 December		
		Goods for Resale	Real Estate for Sale	Other Inventories
		(11)	(12)	(13)
J611	Wired telecommunications activities	\$	\$	\$
J613	Satellite telecommunications activities	-	-	-
J620	Computer programming, consultancy and related activities	-	-	-
J631	Data processing, hosting and related activities; web portals	\$	\$	\$
	VII - Central Visayas	-	-	10,197
J581	Publishing of books, periodicals and other publishing activities	-	-	10,190
J582	Software publishing	\$	\$	\$
J591	Motion picture, video and television programme activities	\$	\$	\$
J601	Radio broadcasting	-	-	-
J602	Television programming and broadcasting activities	-	-	-
J612	Wireless telecommunications activities	\$	\$	\$
J613	Satellite telecommunications activities	-	-	-
J619	Other telecommunications activities	-	-	-
J620	Computer programming, consultancy and related activities	-	-	7
J631	Data processing, hosting and related activities; web portals	-	-	-
	VIII - Eastern Visayas	-	-	-
J591	Motion picture, video and television programme activities	\$	\$	\$
J601	Radio broadcasting	\$	\$	\$
J613	Satellite telecommunications activities	\$	\$	\$
J631	Data processing, hosting and related activities; web portals	\$	\$	\$
	IX - Zamboanga Peninsula	-	-	-
J602	Television programming and broadcasting activities	\$	\$	\$
J611	Wired telecommunications activities	\$	\$	\$
J613	Satellite telecommunications activities	\$	\$	\$

Continued

TABLE 11a - - *Concluded*

2009 PSIC Code	Region/ Industry Description	Value of Inventories as of 31 December		
		Goods for Resale	Real Estate for Sale	Other Inventories
		(11)	(12)	(13)
	X - Northern Mindanao	1,795	-	-
J581	Publishing of books, periodicals and other publishing activities	S	S	S
J601	Radio broadcasting	-	-	-
J602	Television programming and broadcasting activities	S	S	S
J611	Wired telecommunications activities	S	S	S
J613	Satellite telecommunications activities	S	S	S
J619	Other telecommunications activities	S	S	S
J620	Computer programming, consultancy and related activities	-	-	-
	XI - Davao Region	-	360,673	-
J581	Publishing of books, periodicals and other publishing activities	S	S	S
J591	Motion picture, video and television programme activities	-	360,673	-
J601	Radio broadcasting	-	-	-
J602	Television programming and broadcasting activities	-	-	-
J612	Wireless telecommunications activities	S	S	S
J613	Satellite telecommunications activities	-	-	-
J620	Computer programming, consultancy and related activities	-	-	-
J631	Data processing, hosting and related activities; web portals	S	S	S
	XII - SOCCSKSARGEN	2,815	-	-
J601	Radio broadcasting	-	-	-
J602	Television programming and broadcasting activities	S	S	S
J611	Wired telecommunications activities	S	S	S
J613	Satellite telecommunications activities	2,815	-	-
J620	Computer programming, consultancy and related activities	S	S	S
	XIII - Caraga	-	-	-
J601	Radio broadcasting	S	S	S
J602	Television programming and broadcasting activities	S	S	S
J611	Wired telecommunications activities	S	S	S
J613	Satellite telecommunications activities	-	-	-

TABLE 12a Number of Reporting Establishments and Nationality with Highest Capital Participation Rate as of 31 December for Information and Communication Establishments with Total Employment of 20 and Over by Region and Industry Group: Philippines, 2017

(An establishment with equal capital participation rate may be reported several times)

2009 PSIC Code	Region/ Industry Description	Number of Establishments	Nationality with Highest Capital Participation Rate			
			Filipino	American	Australian	British
		(1)	(2)	(3)	(4)	(5)
PHILIPPINES		910	725	59	10	11
J581	Publishing of books, periodicals and other publishing activities	85	80	1	1	-
J582	Software publishing	5	1	4	-	-
J591	Motion picture, video and television programme activities	61	58	-	-	-
J592	Sound recording and music publishing activities	6	6	-	-	-
J601	Radio broadcasting	77	77	-	-	-
J602	Television programming and broadcasting activities	30	29	-	-	-
J611	Wired telecommunications activities	30	28	-	-	-
J612	Wireless telecommunicatio ns activities	25	22	-	-	-
J613	Satellite telecommunications activities	87	87	-	-	-
J619	Other telecommunications activities	39	32	-	-	-
J620	Computer programming, consultancy and related activities	405	264	43	9	11
J631	Data processing, hosting and related activities; web portals	56	38	11	-	-
J639	Other information service activities	4	3	-	-	-
National Capital Region		608	464	44	7	8
J581	Publishing of books, periodicals and other publishing activities	68	63	1	1	-
J582	Software publishing	4	1	3	-	-
J591	Motion picture, video and television programme activities	38	35	-	-	-
J592	Sound recording and music publishing activities	6	6	-	-	-
J601	Radio broadcasting	21	21	-	-	-
J602	Television programming and broadcasting activities	14	13	-	-	-
J611	Wired telecommunications activities	16	14	-	-	-
J612	Wireless telecommunicatio ns activities	20	18	-	-	-
J613	Satellite telecommunications activities	18	18	-	-	-
J619	Other telecommunications activities	30	24	-	-	-
J620	Computer programming, consultancy and related activities	331	220	33	6	8
J631	Data processing, hosting and related activities; web portals	39	29	7	-	-
J639	Other information service activities	3	2	-	-	-

Continued

TABLE 12a - - Continued

2009 PSIC Code	Region/ Industry Description	Number of Establishments	Nationality with Highest Capital Participation Rate			
			Filipino	American	Australian	British
		(1)	(2)	(3)	(4)	(5)
	Cordillera Administrative Region	12	12	-	-	-
J581	Publishing of books, periodicals and other publishing activities	s	s	s	s	s
J591	Motion picture, video and television programme activities	s	s	s	s	s
J601	Radio broadcasting	5	5	-	-	-
J602	Television programming and broadcasting activities	s	s	s	s	s
J613	Satellite telecommunications activities	s	s	s	s	s
J619	Other telecommunications activities	s	s	s	s	s
J620	Computer programming, consultancy and related activities	s	s	s	s	s
	I - Ilocos Region	13	12	-	-	-
J591	Motion picture, video and television programme activities	s	s	s	s	s
J601	Radio broadcasting	s	s	s	s	s
J602	Television programming and broadcasting activities	s	s	s	s	s
J613	Satellite telecommunications activities	3	3	-	-	-
J619	Other telecommunications activities	s	s	s	s	s
J620	Computer programming, consultancy and related activities	3	2	-	-	-
J639	Other information service activities	s	s	s	s	s
	II - Cagayan Valley	8	8	-	-	-
J601	Radio broadcasting	s	s	s	s	s
J612	Wireless telecommunications activities	s	s	s	s	s
J613	Satellite telecommunications activities	4	4	-	-	-
	III - Central Luzon	32	25	4	-	1
J581	Publishing of books, periodicals and other publishing activities	s	s	s	s	s
J591	Motion picture, video and television programme activities	4	4	-	-	-
J601	Radio broadcasting	s	s	s	s	s
J602	Television programming and broadcasting activities	s	s	s	s	s
J611	Wired telecommunications activities	s	s	s	s	s
J612	Wireless telecommunications activities	s	s	s	s	s
J613	Satellite telecommunications activities	8	8	-	-	-

Continued

TABLE 12a - - Continued

2009 PSIC Code	Region/ Industry Description	Number of Establishments	Nationality with Highest Capital Participation Rate			
			Filipino	American	Australian	British
		(1)	(2)	(3)	(4)	(5)
J619	Other telecommunications activities	s	s	s	s	s
J620	Computer programming, consultancy and related activities	8	5	1	-	1
J631	Data processing, hosting and related activities; web portals	4	-	3	-	-
IVA - CALABARZON		37	36	-	-	-
J581	Publishing of books, periodicals and other publishing activities	s	s	s	s	s
J591	Motion picture, video and television programme activities	7	7	-	-	-
J611	Wired telecommunications activities	4	4	-	-	-
J613	Satellite telecommunications activities	16	16	-	-	-
J619	Other telecommunications activities	s	s	s	s	s
J620	Computer programming, consultancy and related activities	5	4	-	-	-
J631	Data processing, hosting and related activities; web portals	s	s	s	s	s
MIMAROPA Region		4	4	-	-	-
J591	Motion picture, video and television programme activities	s	s	s	s	s
J611	Wired telecommunications activities	s	s	s	s	s
J613	Satellite telecommunications activities	s	s	s	s	s
J619	Other telecommunications activities	s	s	s	s	s
V - Bicol Region		9	8	-	-	-
J591	Motion picture, video and television programme activities	s	s	s	s	s
J601	Radio broadcasting	3	3	-	-	-
J611	Wired telecommunications activities	s	s	s	s	s
J613	Satellite telecommunications activities	s	s	s	s	s
J631	Data processing, hosting and related activities; web portals	s	s	s	s	s
VI - Western Visayas		32	32	-	-	-
J581	Publishing of books, periodicals and other publishing activities	4	4	-	-	-
J591	Motion picture, video and television programme activities	s	s	s	s	s
J601	Radio broadcasting	9	9	-	-	-
J602	Television programming and broadcasting activities	s	s	s	s	s

Continued

TABLE 12a - - Continued

2009 PSIC Code	Region/ Industry Description	Number of Establishments	Nationality with Highest Capital Participation Rate			
			Filipino	American	Australian	British
			(1)	(2)	(3)	(4)
J611	Wired telecommunications activities	s	s	s	s	s
J613	Satellite telecommunications activities	9	9	-	-	-
J620	Computer programming, consultancy and related activities	4	4	-	-	-
J631	Data processing, hosting and related activities; web portals	s	s	s	s	s
VII - Central Visayas		80	50	11	3	2
J581	Publishing of books, periodicals and other publishing activities	6	6	-	-	-
J582	Software publishing	s	s	s	s	s
J591	Motion picture, video and television programme activities	s	s	s	s	s
J601	Radio broadcasting	10	10	-	-	-
J602	Television programming and broadcasting activities	3	3	-	-	-
J612	Wireless telecommunications activities	s	s	s	s	s
J613	Satellite telecommunications activities	6	6	-	-	-
J619	Other telecommunications activities	3	2	-	-	-
J620	Computer programming, consultancy and related activities	42	18	9	3	2
J631	Data processing, hosting and related activities; web portals	6	3	1	-	-
VIII - Eastern Visayas		6	6	-	-	-
J591	Motion picture, video and television programme activities	s	s	s	s	s
J601	Radio broadcasting	s	s	s	s	s
J613	Satellite telecommunications activities	s	s	s	s	s
J631	Data processing, hosting and related activities; web portals	s	s	s	s	s
IX - Zamboanga Peninsula		3	3	-	-	-
J602	Television programming and broadcasting activities	s	s	s	s	s
J611	Wired telecommunications activities	s	s	s	s	s
J613	Satellite telecommunications activities	s	s	s	s	s

Continued

TABLE 12a - - Continued

2009 PSIC Code	Region/ Industry Description	Number of Establishments	Nationality with Highest Capital Participation Rate			
			Filipino	American	Australian	British
		(1)	(2)	(3)	(4)	(5)
	X - Northern Mindanao	15	15	-	-	-
J581	Publishing of books, periodicals and other publishing activities	s	s	s	s	s
J601	Radio broadcasting	5	5	-	-	-
J602	Television programming and broadcasting activities	s	s	s	s	s
J611	Wired telecommunications activities	s	s	s	s	s
J613	Satellite telecommunications activities	s	s	s	s	s
J619	Other telecommunications activities	s	s	s	s	s
J620	Computer programming, consultancy and related activities	3	3	-	-	-
	XI - Davao Region	30	29	-	-	-
J581	Publishing of books, periodicals and other publishing activities	s	s	s	s	s
J591	Motion picture, video and television programme activities	3	3	-	-	-
J601	Radio broadcasting	8	8	-	-	-
J602	Television programming and broadcasting activities	3	3	-	-	-
J612	Wireless telecommunications activities	s	s	s	s	s
J613	Satellite telecommunications activities	6	6	-	-	-
J620	Computer programming, consultancy and related activities	6	5	-	-	-
J631	Data processing, hosting and related activities; web portals	s	s	s	s	s
	XII - SOCCSKSARGEN	13	13	-	-	-
J601	Radio broadcasting	6	6	-	-	-
J602	Television programming and broadcasting activities	s	s	s	s	s
J611	Wired telecommunications activities	s	s	s	s	s
J613	Satellite telecommunications activities	4	4	-	-	-
J620	Computer programming, consultancy and related activities	s	s	s	s	s
	XIII - Caraga	8	8	-	-	-
J601	Radio broadcasting	s	s	s	s	s
J602	Television programming and broadcasting activities	s	s	s	s	s
J611	Wired telecommunications activities	s	s	s	s	s
J613	Satellite telecommunications activities	4	4	-	-	-

Continued

TABLE 12a - - Continued

2009 PSIC Code	Region/ Industry Description	Nationality with Highest Capital Participation Rate			
		Chinese	German	Japanese	Korean
		(6)	(7)	(8)	(9)
	PHILIPPINES	13	1	28	1
J581	Publishing of books, periodicals and other publishing activities	-	-	-	-
J582	Software publishing	-	-	-	-
J591	Motion picture, video and television programme activities	-	-	1	-
J592	Sound recording and music publishing activities	-	-	-	-
J601	Radio broadcasting	-	-	-	-
J602	Television programming and broadcasting activities	-	-	-	-
J611	Wired telecommunications activities	-	-	-	1
J612	Wireless telecommunications activities	1	-	-	-
J613	Satellite telecommunications activities	-	-	-	-
J619	Other telecommunications activities	2	-	1	-
J620	Computer programming, consultancy and related activities	8	-	26	-
J631	Data processing, hosting and related activities; web portals	2	1	-	-
J639	Other information service activities	-	-	-	-
	National Capital Region	11	-	19	1
J581	Publishing of books, periodicals and other publishing activities	-	-	-	-
J582	Software publishing	-	-	-	-
J591	Motion picture, video and television programme activities	-	-	1	-
J592	Sound recording and music publishing activities	-	-	-	-
J601	Radio broadcasting	-	-	-	-
J602	Television programming and broadcasting activities	-	-	-	-
J611	Wired telecommunications activities	-	-	-	1
J612	Wireless telecommunications activities	-	-	-	-
J613	Satellite telecommunications activities	-	-	-	-
J619	Other telecommunications activities	2	-	1	-
J620	Computer programming, consultancy and related activities	8	-	17	-
J631	Data processing, hosting and related activities; web portals	1	-	-	-
J639	Other information service activities	-	-	-	-

Continued

TABLE 12a - - Continued

2009 PSIC Code	Region/ Industry Description	Nationality with Highest Capital Participation Rate			
		Chinese	German	Japanese	Korean
		(6)	(7)	(8)	(9)
	Cordillera Administrative Region	-	-	-	-
J581	Publishing of books, periodicals and other publishing activities	S	S	S	S
J591	Motion picture, video and television programme activities	S	S	S	S
J601	Radio broadcasting	-	-	-	-
J602	Television programming and broadcasting activities	S	S	S	S
J613	Satellite telecommunications activities	S	S	S	S
J619	Other telecommunications activities	S	S	S	S
J620	Computer programming, consultancy and related activities	S	S	S	S
	I - Ilocos Region	-	-	-	-
J591	Motion picture, video and television programme activities	S	S	S	S
J601	Radio broadcasting	S	S	S	S
J602	Television programming and broadcasting activities	S	S	S	S
J613	Satellite telecommunications activities	-	-	-	-
J619	Other telecommunications activities	S	S	S	S
J620	Computer programming, consultancy and related activities	-	-	-	-
J639	Other information service activities	S	S	S	S
	II - Cagayan Valley	-	-	-	-
J601	Radio broadcasting	S	S	S	S
J612	Wireless telecommunications activities	S	S	S	S
J613	Satellite telecommunications activities	-	-	-	-
	III - Central Luzon	-	-	-	-
J581	Publishing of books, periodicals and other publishing activities	S	S	S	S
J591	Motion picture, video and television programme activities	-	-	-	-
J601	Radio broadcasting	S	S	S	S
J602	Television programming and broadcasting activities	S	S	S	S
J611	Wired telecommunications activities	S	S	S	S
J612	Wireless telecommunications activities	S	S	S	S
J613	Satellite telecommunications activities	-	-	-	-

Continued

TABLE 12a - - Continued

2009 PSIC Code	Region/ Industry Description	Nationality with Highest Capital Participation Rate			
		Chinese	German	Japanese	Korean
		(6)	(7)	(8)	(9)
J619	Other telecommunications activities	s	s	s	s
J620	Computer programming, consultancy and related activities	-	-	-	-
J631	Data processing, hosting and related activities; web portals	-	-	-	-
	IVA - CALABARZON	-	-	1	-
J581	Publishing of books, periodicals and other publishing activities	s	s	s	s
J591	Motion picture, video and television programme activities	-	-	-	-
J611	Wired telecommunications activities	-	-	-	-
J613	Satellite telecommunications activities	-	-	-	-
J619	Other telecommunications activities	s	s	s	s
J620	Computer programming, consultancy and related activities	-	-	1	-
J631	Data processing, hosting and related activities; web portals	s	s	s	s
	MIMAROPA Region	-	-	-	-
J591	Motion picture, video and television programme activities	s	s	s	s
J611	Wired telecommunications activities	s	s	s	s
J613	Satellite telecommunications activities	s	s	s	s
J619	Other telecommunications activities	s	s	s	s
	V - Bicol Region	-	-	-	-
J591	Motion picture, video and television programme activities	s	s	s	s
J601	Radio broadcasting	-	-	-	-
J611	Wired telecommunications activities	s	s	s	s
J613	Satellite telecommunications activities	s	s	s	s
J631	Data processing, hosting and related activities; web portals	s	s	s	s
	VI - Western Visayas	1	-	-	-
J581	Publishing of books, periodicals and other publishing activities	-	-	-	-
J591	Motion picture, video and television programme activities	s	s	s	s
J601	Radio broadcasting	-	-	-	-
J602	Television programming and broadcasting activities	s	s	s	s

Continued

TABLE 12a - - Continued

2009 PSIC Code	Region/ Industry Description	Nationality with Highest Capital Participation Rate			
		Chinese	German	Japanese	Korean
		(6)	(7)	(8)	(9)
J611	Wired telecommunications activities	s	s	s	s
J613	Satellite telecommunications activities	-	-	-	-
J620	Computer programming, consultancy and related activities	-	-	-	-
J631	Data processing, hosting and related activities; web portals	s	s	s	s
	VII - Central Visayas	1	1	7	-
J581	Publishing of books, periodicals and other publishing activities	-	-	-	-
J582	Software publishing	s	s	s	s
J591	Motion picture, video and television programme activities	s	s	s	s
J601	Radio broadcasting	-	-	-	-
J602	Television programming and broadcasting activities	-	-	-	-
J612	Wireless telecommunications activities	s	s	s	s
J613	Satellite telecommunications activities	-	-	-	-
J619	Other telecommunications activities	-	-	-	-
J620	Computer programming, consultancy and related activities	-	-	7	-
J631	Data processing, hosting and related activities; web portals	-	1	-	-
	VIII - Eastern Visayas	-	-	-	-
J591	Motion picture, video and television programme activities	s	s	s	s
J601	Radio broadcasting	s	s	s	s
J613	Satellite telecommunications activities	s	s	s	s
J631	Data processing, hosting and related activities; web portals	s	s	s	s
	IX - Zamboanga Peninsula	-	-	-	-
J602	Television programming and broadcasting activities	s	s	s	s
J611	Wired telecommunications activities	s	s	s	s
J613	Satellite telecommunications activities	s	s	s	s

Continued

TABLE 12a - - Continued

2009 PSIC Code	Region/ Industry Description	Nationality with Highest Capital Participation Rate			
		Chinese	German	Japanese	Korean
		(6)	(7)	(8)	(9)
	X - Northern Mindanao	-	-	-	-
J581	Publishing of books, periodicals and other publishing activities	S	S	S	S
J601	Radio broadcasting	-	-	-	-
J602	Television programming and broadcasting activities	S	S	S	S
J611	Wired telecommunications activities	S	S	S	S
J613	Satellite telecommunications activities	S	S	S	S
J619	Other telecommunications activities	S	S	S	S
J620	Computer programming, consultancy and related activities	-	-	-	-
	XI - Davao Region	-	-	1	-
J581	Publishing of books, periodicals and other publishing activities	S	S	S	S
J591	Motion picture, video and television programme activities	-	-	-	-
J601	Radio broadcasting	-	-	-	-
J602	Television programming and broadcasting activities	-	-	-	-
J612	Wireless telecommunications activities	S	S	S	S
J613	Satellite telecommunications activities	-	-	-	-
J620	Computer programming, consultancy and related activities	-	-	1	-
J631	Data processing, hosting and related activities; web portals	S	S	S	S
	XII - SOCCSKSARGEN	-	-	-	-
J601	Radio broadcasting	-	-	-	-
J602	Television programming and broadcasting activities	S	S	S	S
J611	Wired telecommunications activities	S	S	S	S
J613	Satellite telecommunications activities	-	-	-	-
J620	Computer programming, consultancy and related activities	S	S	S	S
	XIII - Caraga	-	-	-	-
J601	Radio broadcasting	S	S	S	S
J602	Television programming and broadcasting activities	S	S	S	S
J611	Wired telecommunications activities	S	S	S	S
J613	Satellite telecommunications activities	-	-	-	-

Continued

TABLE 12a - - Continued

2009 PSIC Code	Region/ Industry Description	Nationality with Highest Capital Participation Rate			
		Malaysian	Singaporean	Taiwanese	Other Nationalities
		(10)	(11)	(12)	(13)
	PHILIPPINES	1	19	3	48
J581	Publishing of books, periodicals and other publishing activities	-	-	-	3
J582	Software publishing	-	-	-	-
J591	Motion picture, video and television programme activities	-	-	-	2
J592	Sound recording and music publishing activities	-	-	-	-
J601	Radio broadcasting	-	-	-	-
J602	Television programming and broadcasting activities	-	-	-	1
J611	Wired telecommunications activities	1	-	-	-
J612	Wireless telecommunications activities	-	1	-	1
J613	Satellite telecommunications activities	-	1	-	-
J619	Other telecommunications activities	-	2	-	2
J620	Computer programming, consultancy and related activities	-	15	2	33
J631	Data processing, hosting and related activities; web portals	-	-	1	5
J639	Other information service activities	-	-	-	1
	National Capital Region	1	18	3	40
J581	Publishing of books, periodicals and other publishing activities	-	-	-	3
J582	Software publishing	-	-	-	-
J591	Motion picture, video and television programme activities	-	-	-	2
J592	Sound recording and music publishing activities	-	-	-	-
J601	Radio broadcasting	-	-	-	-
J602	Television programming and broadcasting activities	-	-	-	1
J611	Wired telecommunications activities	1	-	-	-
J612	Wireless telecommunications activities	-	1	-	1
J613	Satellite telecommunications activities	-	1	-	-
J619	Other telecommunications activities	-	2	-	1
J620	Computer programming, consultancy and related activities	-	14	2	29
J631	Data processing, hosting and related activities; web portals	-	-	1	2
J639	Other information service activities	-	-	-	1

Continued

TABLE 12a - - Continued

2009 PSIC Code	Region/ Industry Description	Nationality with Highest Capital Participation Rate			
		Malaysian	Singaporean	Taiwanese	Other Nationalities
		(10)	(11)	(12)	(13)
	Cordillera Administrative Region	-	-	-	-
J581	Publishing of books, periodicals and other publishing activities	S	S	S	S
J591	Motion picture, video and television programme activities	S	S	S	S
J601	Radio broadcasting	-	-	-	-
J602	Television programming and broadcasting activities	S	S	S	S
J613	Satellite telecommunications activities	S	S	S	S
J619	Other telecommunications activities	S	S	S	S
J620	Computer programming, consultancy and related activities	S	S	S	S
	I - Ilocos Region	-	-	-	1
J591	Motion picture, video and television programme activities	S	S	S	S
J601	Radio broadcasting	S	S	S	S
J602	Television programming and broadcasting activities	S	S	S	S
J613	Satellite telecommunications activities	-	-	-	-
J619	Other telecommunications activities	S	S	S	S
J620	Computer programming, consultancy and related activities	-	-	-	1
J639	Other information service activities	S	S	S	S
	II - Cagayan Valley	-	-	-	-
J601	Radio broadcasting	S	S	S	S
J612	Wireless telecommunications activities	S	S	S	S
J613	Satellite telecommunications activities	-	-	-	-
	III - Central Luzon	-	-	-	2
J581	Publishing of books, periodicals and other publishing activities	S	S	S	S
J591	Motion picture, video and television programme activities	-	-	-	-
J601	Radio broadcasting	S	S	S	S
J602	Television programming and broadcasting activities	S	S	S	S
J611	Wired telecommunications activities	S	S	S	S
J612	Wireless telecommunications activities	S	S	S	S
J613	Satellite telecommunications activities	-	-	-	-

Continued

TABLE 12a - - Continued

2009 PSIC Code	Region/ Industry Description	Nationality with Highest Capital Participation Rate			
		Malaysian	Singaporean	Taiwanese	Other Nationalities
		(10)	(11)	(12)	(13)
J619	Other telecommunications activities	s	s	s	s
J620	Computer programming, consultancy and related activities	-	-	-	1
J631	Data processing, hosting and related activities; web portals	-	-	-	1
IVA - CALABARZON		-	-	-	-
J581	Publishing of books, periodicals and other publishing activities	s	s	s	s
J591	Motion picture, video and television programme activities	-	-	-	-
J611	Wired telecommunications activities	-	-	-	-
J613	Satellite telecommunications activities	-	-	-	-
J619	Other telecommunications activities	s	s	s	s
J620	Computer programming, consultancy and related activities	-	-	-	-
J631	Data processing, hosting and related activities; web portals	s	s	s	s
MIMAROPA Region		-	-	-	-
J591	Motion picture, video and television programme activities	s	s	s	s
J611	Wired telecommunications activities	s	s	s	s
J613	Satellite telecommunications activities	s	s	s	s
J619	Other telecommunications activities	s	s	s	s
V - Bicol Region		-	-	-	1
J591	Motion picture, video and television programme activities	s	s	s	s
J601	Radio broadcasting	-	-	-	-
J611	Wired telecommunications activities	s	s	s	s
J613	Satellite telecommunications activities	s	s	s	s
J631	Data processing, hosting and related activities; web portals	s	s	s	s
VI - Western Visayas		-	-	-	-
J581	Publishing of books, periodicals and other publishing activities	-	-	-	-
J591	Motion picture, video and television programme activities	s	s	s	s
J601	Radio broadcasting	-	-	-	-
J602	Television programming and broadcasting activities	s	s	s	s

Continued

TABLE 12a - - Continued

2009 PSIC Code	Region/ Industry Description	Nationality with Highest Capital Participation Rate			
		Malaysian	Singaporean	Taiwanese	Other Nationalities
		(10)	(11)	(12)	(13)
J611	Wired telecommunications activities	s	s	s	s
J613	Satellite telecommunications activities	-	-	-	-
J620	Computer programming, consultancy and related activities	-	-	-	-
J631	Data processing, hosting and related activities; web portals	s	s	s	s
	VII - Central Visayas	-	1	-	4
J581	Publishing of books, periodicals and other publishing activities	-	-	-	-
J582	Software publishing	s	s	s	s
J591	Motion picture, video and television programme activities	s	s	s	s
J601	Radio broadcasting	-	-	-	-
J602	Television programming and broadcasting activities	-	-	-	-
J612	Wireless telecommunications activities	s	s	s	s
J613	Satellite telecommunications activities	-	-	-	-
J619	Other telecommunications activities	-	-	-	1
J620	Computer programming, consultancy and related activities	-	1	-	2
J631	Data processing, hosting and related activities; web portals	-	-	-	1
	VIII - Eastern Visayas	-	-	-	-
J591	Motion picture, video and television programme activities	s	s	s	s
J601	Radio broadcasting	s	s	s	s
J613	Satellite telecommunications activities	s	s	s	s
J631	Data processing, hosting and related activities; web portals	s	s	s	s
	IX - Zamboanga Peninsula	-	-	-	-
J602	Television programming and broadcasting activities	s	s	s	s
J611	Wired telecommunications activities	s	s	s	s
J613	Satellite telecommunications activities	s	s	s	s

Continued

TABLE 12a - - *Concluded*

2009 PSIC Code	Region/ Industry Description	Nationality with Highest Capital Participation Rate			
		Malaysian	Singaporean	Taiwanese	Other Nationalities
		(10)	(11)	(12)	(13)
	X - Northern Mindanao	-	-	-	-
J581	Publishing of books, periodicals and other publishing activities	S	S	S	S
J601	Radio broadcasting	-	-	-	-
J602	Television programming and broadcasting activities	S	S	S	S
J611	Wired telecommunications activities	S	S	S	S
J613	Satellite telecommunications activities	S	S	S	S
J619	Other telecommunications activities	S	S	S	S
J620	Computer programming, consultancy and related activities	-	-	-	-
	XI - Davao Region	-	-	-	-
J581	Publishing of books, periodicals and other publishing activities	S	S	S	S
J591	Motion picture, video and television programme activities	-	-	-	-
J601	Radio broadcasting	-	-	-	-
J602	Television programming and broadcasting activities	-	-	-	-
J612	Wireless telecommunications activities	S	S	S	S
J613	Satellite telecommunications activities	-	-	-	-
J620	Computer programming, consultancy and related activities	-	-	-	-
J631	Data processing, hosting and related activities; web portals	S	S	S	S
	XII - SOCCSKSARGEN	-	-	-	-
J601	Radio broadcasting	-	-	-	-
J602	Television programming and broadcasting activities	S	S	S	S
J611	Wired telecommunications activities	S	S	S	S
J613	Satellite telecommunications activities	-	-	-	-
J620	Computer programming, consultancy and related activities	S	S	S	S
	XIII - Caraga	-	-	-	-
J601	Radio broadcasting	S	S	S	S
J602	Television programming and broadcasting activities	S	S	S	S
J611	Wired telecommunications activities	S	S	S	S
J613	Satellite telecommunications activities	-	-	-	-

TABLE 13a Number of Reporting Establishments with E-Commerce Transactions for Information and Communication Establishments with Total Employment of 20 and Over by Region and Industry Group: Philippines, 2017

2009 PSIC Code	Region/ Industry Description	Number of Establishments	Number of Establishments without E-Commerce Transactions	Number of Establishments with E-Commerce Transactions	
				Total	1-9%
		(1)	(2)	(3)	(4)
	PHILIPPINES	910	885	25	15
J581	Publishing of books, periodicals and other publishing activities	85	72	13	8
J582	Software publishing	5	5	-	-
J591	Motion picture, video and television programme activities	61	59	2	1
J592	Sound recording and music publishing activities	6	6	-	-
J601	Radio broadcasting	77	77	-	-
J602	Television programming and broadcasting activities	30	30	-	-
J611	Wired telecommunications activities	30	29	1	1
J612	Wireless telecommunications activities	25	24	1	1
J613	Satellite telecommunications activities	87	87	-	-
J619	Other telecommunications activities	39	38	1	1
J620	Computer programming, consultancy and related activities	405	399	6	2
J631	Data processing, hosting and related activities; web portals	56	55	1	1
J639	Other information service activities	4	4	-	-
	National Capital Region	608	588	20	12
J581	Publishing of books, periodicals and other publishing activities	68	55	13	8
J582	Software publishing	4	4	-	-
J591	Motion picture, video and television programme activities	38	36	2	1
J592	Sound recording and music publishing activities	6	6	-	-
J601	Radio broadcasting	21	21	-	-
J602	Television programming and broadcasting activities	14	14	-	-
J611	Wired telecommunications activities	16	16	-	-
J612	Wireless telecommunications activities	20	19	1	1
J613	Satellite telecommunications activities	18	18	-	-
J619	Other telecommunications activities	30	30	-	-
J620	Computer programming, consultancy and related activities	331	327	4	2
J631	Data processing, hosting and related activities; web portals	39	39	-	-
J639	Other information service activities	3	3	-	-

Continued

TABLE 13a - - *Continued*

2009 PSIC Code	Region/ Industry Description	Number of Establishments	Number of Establishments without E-Commerce Transactions	Number of Establishments with E-Commerce Transactions	
				Total	1-9%
		(1)	(2)	(3)	(4)
	Cordillera Administrative Region	12	12	-	-
J581	Publishing of books, periodicals and other publishing activities	s	s	s	s
J591	Motion picture, video and television programme activities	s	s	s	s
J601	Radio broadcasting	5	5	-	-
J602	Television programming and broadcasting activities	s	s	s	s
J613	Satellite telecommunications activities	s	s	s	s
J619	Other telecommunications activities	s	s	s	s
J620	Computer programming, consultancy and related activities	s	s	s	s
	I - Ilocos Region	13	13	-	-
J591	Motion picture, video and television programme activities	s	s	s	s
J601	Radio broadcasting	s	s	s	s
J602	Television programming and broadcasting activities	s	s	s	s
J613	Satellite telecommunications activities	3	3	-	-
J619	Other telecommunications activities	s	s	s	s
J620	Computer programming, consultancy and related activities	3	3	-	-
J639	Other information service activities	s	s	s	s
	II - Cagayan Valley	8	8	-	-
J601	Radio broadcasting	s	s	s	s
J612	Wireless telecommunications activities	s	s	s	s
J613	Satellite telecommunications activities	4	4	-	-
	III - Central Luzon	32	32	-	-
J581	Publishing of books, periodicals and other publishing activities	s	s	s	s
J591	Motion picture, video and television programme activities	4	4	-	-
J601	Radio broadcasting	s	s	s	s
J602	Television programming and broadcasting activities	s	s	s	s
J611	Wired telecommunications activities	s	s	s	s
J612	Wireless telecommunications activities	s	s	s	s
J613	Satellite telecommunications activities	8	8	-	-

Continued

TABLE 13a - - Continued

2009 PSIC Code	Region/ Industry Description	Number of Establishments	Number of Establishments without E-Commerce Transactions	Number of Establishments with E-Commerce Transactions	
				Total	1-9%
		(1)	(2)	(3)	(4)
J619	Other telecommunications activities	s	s	s	s
J620	Computer programming, consultancy and related activities	8	8	-	-
J631	Data processing, hosting and related activities; web portals	4	4	-	-
	IVA - CALABARZON	37	37	-	-
J581	Publishing of books, periodicals and other publishing activities	s	s	s	s
J591	Motion picture, video and television programme activities	7	7	-	-
J611	Wired telecommunications activities	4	4	-	-
J613	Satellite telecommunications activities	16	16	-	-
J619	Other telecommunications activities	s	s	s	s
J620	Computer programming, consultancy and related activities	5	5	-	-
J631	Data processing, hosting and related activities; web portals	s	s	s	s
	MIMAROPA Region	4	4	-	-
J591	Motion picture, video and television programme activities	s	s	s	s
J611	Wired telecommunications activities	s	s	s	s
J613	Satellite telecommunications activities	s	s	s	s
J619	Other telecommunications activities	s	s	s	s
	V - Bicol Region	9	8	1	1
J591	Motion picture, video and television programme activities	s	s	s	s
J601	Radio broadcasting	3	3	-	-
J611	Wired telecommunications activities	s	s	s	s
J613	Satellite telecommunications activities	s	s	s	s
J631	Data processing, hosting and related activities; web portals	s	s	s	s
	VI - Western Visayas	32	31	1	1
J581	Publishing of books, periodicals and other publishing activities	4	4	-	-
J591	Motion picture, video and television programme activities	s	s	s	s
J601	Radio broadcasting	9	9	-	-
J602	Television programming and broadcasting activities	s	s	s	s

Continued

TABLE 13a - - Continued

2009 PSIC Code	Region/ Industry Description	Number of Establishments	Number of Establishments without E-Commerce Transactions	Number of Establishments with E-Commerce Transactions	
				Total	1-9%
		(1)	(2)	(3)	(4)
J611	Wired telecommunications activities	s	s	s	s
J613	Satellite telecommunications activities	9	9	-	-
J620	Computer programming, consultancy and related activities	4	4	-	-
J631	Data processing, hosting and related activities; web portals	s	s	s	s
	VII - Central Visayas	80	77	3	1
J581	Publishing of books, periodicals and other publishing activities	6	6	-	-
J582	Software publishing	s	s	s	s
J591	Motion picture, video and television programme activities	s	s	s	s
J601	Radio broadcasting	10	10	-	-
J602	Television programming and broadcasting activities	3	3	-	-
J612	Wireless telecommunications activities	s	s	s	s
J613	Satellite telecommunications activities	6	6	-	-
J619	Other telecommunications activities	3	2	1	1
J620	Computer programming, consultancy and related activities	42	40	2	-
J631	Data processing, hosting and related activities; web portals	6	6	-	-
	VIII - Eastern Visayas	6	6	-	-
J591	Motion picture, video and television programme activities	s	s	s	s
J601	Radio broadcasting	s	s	s	s
J613	Satellite telecommunications activities	s	s	s	s
J631	Data processing, hosting and related activities; web portals	s	s	s	s
	IX - Zamboanga Peninsula	3	3	-	-
J602	Television programming and broadcasting activities	s	s	s	s
J611	Wired telecommunications activities	s	s	s	s
J613	Satellite telecommunications activities	s	s	s	s

Continued

TABLE 13a - - *Continued*

2009 PSIC Code	Region/ Industry Description	Number of Establishments	Number of Establishments without E-Commerce Transactions	Number of Establishments with E-Commerce Transactions	
				Total	1-9%
		(1)	(2)	(3)	(4)
	X - Northern Mindanao	15	15	-	-
J581	Publishing of books, periodicals and other publishing activities	s	s	s	s
J601	Radio broadcasting	5	5	-	-
J602	Television programming and broadcasting activities	s	s	s	s
J611	Wired telecommunications activities	s	s	s	s
J613	Satellite telecommunications activities	s	s	s	s
J619	Other telecommunications activities	s	s	s	s
J620	Computer programming, consultancy and related activities	3	3	-	-
	XI - Davao Region	30	30	-	-
J581	Publishing of books, periodicals and other publishing activities	s	s	s	s
J591	Motion picture, video and television programme activities	3	3	-	-
J601	Radio broadcasting	8	8	-	-
J602	Television programming and broadcasting activities	3	3	-	-
J612	Wireless telecommunications activities	s	s	s	s
J613	Satellite telecommunications activities	6	6	-	-
J620	Computer programming, consultancy and related activities	6	6	-	-
J631	Data processing, hosting and related activities; web portals	s	s	s	s
	XII - SOCCSKSARGEN	13	13	-	-
J601	Radio broadcasting	6	6	-	-
J602	Television programming and broadcasting activities	s	s	s	s
J611	Wired telecommunications activities	s	s	s	s
J613	Satellite telecommunications activities	4	4	-	-
J620	Computer programming, consultancy and related activities	s	s	s	s
	XIII - Caraga	8	8	-	-
J601	Radio broadcasting	s	s	s	s
J602	Television programming and broadcasting activities	s	s	s	s
J611	Wired telecommunications activities	s	s	s	s
J613	Satellite telecommunications activities	4	4	-	-

Continued

TABLE 13a - - Continued

2009 PSIC Code	Region/ Industry Description	Number of Establishments with E-Commerce Transactions				
		10-19%	20-29%	30-39%	40-49%	50% and over
		(5)	(6)	(7)	(8)	(9)
	PHILIPPINES	5	3	2	-	-
J581	Publishing of books, periodicals and other publishing activities	2	2	1	-	-
J582	Software publishing	-	-	-	-	-
J591	Motion picture, video and television programme activities	1	-	-	-	-
J592	Sound recording and music publishing activities	-	-	-	-	-
J601	Radio broadcasting	-	-	-	-	-
J602	Television programming and broadcasting activities	-	-	-	-	-
J611	Wired telecommunications activities	-	-	-	-	-
J612	Wireless telecommunications activities	-	-	-	-	-
J613	Satellite telecommunications activities	-	-	-	-	-
J619	Other telecommunications activities	-	-	-	-	-
J620	Computer programming, consultancy and related activities	2	1	1	-	-
J631	Data processing, hosting and related activities; web portals	-	-	-	-	-
J639	Other information service activities	-	-	-	-	-
	National Capital Region	5	2	1	-	-
J581	Publishing of books, periodicals and other publishing activities	2	2	1	-	-
J582	Software publishing	-	-	-	-	-
J591	Motion picture, video and television programme activities	1	-	-	-	-
J592	Sound recording and music publishing activities	-	-	-	-	-
J601	Radio broadcasting	-	-	-	-	-
J602	Television programming and broadcasting activities	-	-	-	-	-
J611	Wired telecommunications activities	-	-	-	-	-
J612	Wireless telecommunications activities	-	-	-	-	-
J613	Satellite telecommunications activities	-	-	-	-	-
J619	Other telecommunications activities	-	-	-	-	-
J620	Computer programming, consultancy and related activities	2	-	-	-	-
J631	Data processing, hosting and related activities; web portals	-	-	-	-	-
J639	Other information service activities	-	-	-	-	-

TABLE 13a - - Continued

2009 PSIC Code	Region/ Industry Description	Number of Establishments with E-Commerce Transactions				
		10-19%	20-29%	30-39%	40-49%	50% and over
		(5)	(6)	(7)	(8)	(9)
	Cordillera Administrative Region	-	-	-	-	-
J581	Publishing of books, periodicals and other publishing activities	S	S	S	S	S
J591	Motion picture, video and television programme activities	S	S	S	S	S
J601	Radio broadcasting	-	-	-	-	-
J602	Television programming and broadcasting activities	S	S	S	S	S
J613	Satellite telecommunications activities	S	S	S	S	S
J619	Other telecommunications activities	S	S	S	S	S
J620	Computer programming, consultancy and related activities	S	S	S	S	S
	I - Ilocos Region	-	-	-	-	-
J591	Motion picture, video and television programme activities	S	S	S	S	S
J601	Radio broadcasting	S	S	S	S	S
J602	Television programming and broadcasting activities	S	S	S	S	S
J613	Satellite telecommunications activities	-	-	-	-	-
J619	Other telecommunications activities	S	S	S	S	S
J620	Computer programming, consultancy and related activities	-	-	-	-	-
J639	Other information service activities	S	S	S	S	S
	II - Cagayan Valley	-	-	-	-	-
J601	Radio broadcasting	S	S	S	S	S
J612	Wireless telecommunications activities	S	S	S	S	S
J613	Satellite telecommunications activities	-	-	-	-	-
	III - Central Luzon	-	-	-	-	-
J581	Publishing of books, periodicals and other publishing activities	S	S	S	S	S
J591	Motion picture, video and television programme activities	-	-	-	-	-
J601	Radio broadcasting	S	S	S	S	S
J602	Television programming and broadcasting activities	S	S	S	S	S
J611	Wired telecommunications activities	S	S	S	S	S
J612	Wireless telecommunications activities	S	S	S	S	S
J613	Satellite telecommunications activities	-	-	-	-	-

TABLE 13a - - Continued

2009 PSIC Code	Region/ Industry Description	Number of Establishments with E-Commerce Transactions				
		10-19%	20-29%	30-39%	40-49%	50% and over
		(5)	(6)	(7)	(8)	(9)
J619	Other telecommunications activities	S	S	S	S	S
J620	Computer programming, consultancy and related activities	-	-	-	-	-
J631	Data processing, hosting and related activities; web portals	-	-	-	-	-
	IVA - CALABARZON	-	-	-	-	-
J581	Publishing of books, periodicals and other publishing activities	S	S	S	S	S
J591	Motion picture, video and television programme activities	-	-	-	-	-
J611	Wired telecommunications activities	-	-	-	-	-
J613	Satellite telecommunications activities	-	-	-	-	-
J619	Other telecommunications activities	S	S	S	S	S
J620	Computer programming, consultancy and related activities	-	-	-	-	-
J631	Data processing, hosting and related activities; web portals	S	S	S	S	S
	MIMAROPA Region	-	-	-	-	-
J591	Motion picture, video and television programme activities	S	S	S	S	S
J611	Wired telecommunications activities	S	S	S	S	S
J613	Satellite telecommunications activities	S	S	S	S	S
J619	Other telecommunications activities	S	S	S	S	S
	V - Bicol Region	-	-	-	-	-
J591	Motion picture, video and television programme activities	S	S	S	S	S
J601	Radio broadcasting	-	-	-	-	-
J611	Wired telecommunications activities	S	S	S	S	S
J613	Satellite telecommunications activities	S	S	S	S	S
J631	Data processing, hosting and related activities; web portals	S	S	S	S	S
	VI - Western Visayas	-	-	-	-	-
J581	Publishing of books, periodicals and other publishing activities	-	-	-	-	-
J591	Motion picture, video and television programme activities	S	S	S	S	S
J601	Radio broadcasting	-	-	-	-	-
J602	Television programming and broadcasting activities	S	S	S	S	S

TABLE 13a - - Continued

2009 PSIC Code	Region/ Industry Description	Number of Establishments with E-Commerce Transactions				
		10-19%	20-29%	30-39%	40-49%	50% and over
		(5)	(6)	(7)	(8)	(9)
J611	Wired telecommunications activities	S	S	S	S	S
J613	Satellite telecommunications activities	-	-	-	-	-
J620	Computer programming, consultancy and related activities	-	-	-	-	-
J631	Data processing, hosting and related activities; web portals	S	S	S	S	S
	VII - Central Visayas	-	1	1	-	-
J581	Publishing of books, periodicals and other publishing activities	-	-	-	-	-
J582	Software publishing	S	S	S	S	S
J591	Motion picture, video and television programme activities	S	S	S	S	S
J601	Radio broadcasting	-	-	-	-	-
J602	Television programming and broadcasting activities	-	-	-	-	-
J612	Wireless telecommunications activities	S	S	S	S	S
J613	Satellite telecommunications activities	-	-	-	-	-
J619	Other telecommunications activities	-	-	-	-	-
J620	Computer programming, consultancy and related activities	-	1	1	-	-
J631	Data processing, hosting and related activities; web portals	-	-	-	-	-
	VIII - Eastern Visayas	-	-	-	-	-
J591	Motion picture, video and television programme activities	S	S	S	S	S
J601	Radio broadcasting	S	S	S	S	S
J613	Satellite telecommunications activities	S	S	S	S	S
J631	Data processing, hosting and related activities; web portals	S	S	S	S	S
	IX - Zamboanga Peninsula	-	-	-	-	-
J602	Television programming and broadcasting activities	S	S	S	S	S
J611	Wired telecommunications activities	S	S	S	S	S
J613	Satellite telecommunications activities	S	S	S	S	S

TABLE 13a - - *Concluded*

2009 PSIC Code	Region/ Industry Description	Number of Establishments with E-Commerce Transactions				
		10-19%	20-29%	30-39%	40-49%	50% and over
		(5)	(6)	(7)	(8)	(9)
X - Northern Mindanao		-	-	-	-	-
J581	Publishing of books, periodicals and other publishing activities	S	S	S	S	S
J601	Radio broadcasting	-	-	-	-	-
J602	Television programming and broadcasting activities	S	S	S	S	S
J611	Wired telecommunications activities	S	S	S	S	S
J613	Satellite telecommunications activities	S	S	S	S	S
J619	Other telecommunications activities	S	S	S	S	S
J620	Computer programming, consultancy and related activities	-	-	-	-	-
XI - Davao Region		-	-	-	-	-
J581	Publishing of books, periodicals and other publishing activities	S	S	S	S	S
J591	Motion picture, video and television programme activities	-	-	-	-	-
J601	Radio broadcasting	-	-	-	-	-
J602	Television programming and broadcasting activities	-	-	-	-	-
J612	Wireless telecommunications activities	S	S	S	S	S
J613	Satellite telecommunications activities	-	-	-	-	-
J620	Computer programming, consultancy and related activities	-	-	-	-	-
J631	Data processing, hosting and related activities; web portals	S	S	S	S	S
XII - SOCCSKSARGEN		-	-	-	-	-
J601	Radio broadcasting	-	-	-	-	-
J602	Television programming and broadcasting activities	S	S	S	S	S
J611	Wired telecommunications activities	S	S	S	S	S
J613	Satellite telecommunications activities	-	-	-	-	-
J620	Computer programming, consultancy and related activities	S	S	S	S	S
XIII - Caraga		-	-	-	-	-
J601	Radio broadcasting	S	S	S	S	S
J602	Television programming and broadcasting activities	S	S	S	S	S
J611	Wired telecommunications activities	S	S	S	S	S
J613	Satellite telecommunications activities	-	-	-	-	-

Statistical Tables

for

Total Employment Less than 20

National Tables

TABLE 1b Summary Statistics for Information and Communication Establishments with Total Employment of Less than 20 by Industry Group: Philippines, 2017

*(Values are in thousand pesos, except for number of establishments and employment.
Details may not add-up to total due to rounding and/or statistical disclosure control.)*

2009 PSIC Code	Industry Description	Number of Establishments	Employment as of 15 November		Total Income
			Total	Paid Employees	
		(1)	(2)	(3)	(4)
J	Information and Communication	1,829	12,455	12,150	57,550,259
J581	Publishing of books, periodicals and other publishing activities	134	1,003	982	1,616,116
J591	Motion picture, video and television programme activities	109	1,043	1,037	6,713,070
J592	Sound recording and music publishing activities	12	64	64	159,109
J601	Radio broadcasting	290	2,363	2,310	1,491,283
J602	Television programming and broadcasting activities	54	406	399	2,168,702
J611	Wired telecommunications activities	20	198	196	28,617,930
J612	Wireless telecommunications activities	14	120	120	356,697
J613	Satellite telecommunications activities	207	1,665	1,627	1,731,789
J619	Other telecommunications activities	652	2,033	1,886	2,397,496
J620	Computer programming, consultancy and related activities	306	3,159	3,130	11,397,419
J631	Data processing, hosting and related activities; web portals	27	353	351	209,754
J639	Other information service activities	4	48	48	690,895

Continued

TABLE 1b - - Continued

2009 PSIC Code	Industry Description	Expense			Value Added
		Total	Compensation	Other Expense	
		(5)	(6)	(7)	(8)
J	Information and Communication	48,374,726	3,761,866	44,612,861	23,967,413
J581	Publishing of books, periodicals and other publishing activities	1,392,798	238,850	1,153,948	541,902
J591	Motion picture, video and television programme activities	6,098,932	353,930	5,745,002	885,695
J592	Sound recording and music publishing activities	168,622	20,099	148,523	31,792
J601	Radio broadcasting	1,326,283	420,358	905,925	693,880
J602	Television programming and broadcasting activities	1,896,426	709,496	1,186,930	1,287,158
J611	Wired telecommunications activities	25,662,806	41,923	25,620,882	12,655,109
J612	Wireless telecommunications activities	328,786	29,561	299,226	95,083
J613	Satellite telecommunications activities	1,363,288	257,153	1,106,135	967,201
J619	Other telecommunications activities	1,940,311	295,612	1,644,699	924,915
J620	Computer programming, consultancy and related activities	7,311,277	1,227,160	6,084,117	5,662,657
J631	Data processing, hosting and related activities; web portals	149,740	75,495	74,245	146,479
J639	Other information service activities	735,458	92,230	643,228	75,542

Continued

TABLE 1b - - Concluded

2009 PSIC Code	Industry Description	Gross Additions to Tangible Fixed Assets	Change in Inventories	Subsidies	Sales from E-commerce
		(9)	(10)	(11)	(12)
J	Information and Communication	1,652,350	(634,688)	6,887	39,361
J581	Publishing of books, periodicals and other publishing activities	24,248	(3,164)	-	8,479
J591	Motion picture, video and television programme activities	54,294	(1,877)	-	26,790
J592	Sound recording and music publishing activities	-	66	-	-
J601	Radio broadcasting	11,740	(199)	5,950	42
J602	Television programming and broadcasting activities	130,566	(1,673)	-	-
J611	Wired telecommunications activities	1,028,875	(548,304)	-	-
J612	Wireless telecommunications activities	684	428	-	1,664
J613	Satellite telecommunications activities	305,645	(14,107)	937	-
J619	Other telecommunications activities	37,024	289	-	-
J620	Computer programming, consultancy and related activities	53,231	(66,488)	-	1,783
J631	Data processing, hosting and related activities; web portals	1,634	250	-	602
J639	Other information service activities	4,408	90	-	-

**TABLE 2b Number of Establishments and Employment by Type and Sex for Information and Communication Establishments
with Total Employment of Less than 20 by Industry Group: Philippines, 2017**

(Details may not add up to total due to rounding and/or statistical disclosure control)

2009 PSIC Code	Industry Description	Number of Establishments	Employment as of 15 November	
			Total	
			Male	Female
		(1)	(2)	(3)
J	Information and Communication	1,829	7,377	5,078
J581	Publishing of books, periodicals and other publishing activities	134	543	460
J591	Motion picture, video and television programme activities	109	524	519
J592	Sound recording and music publishing activities	12	37	27
J601	Radio broadcasting	290	1,543	820
J602	Television programming and broadcasting activities	54	223	183
J611	Wired telecommunications activities	20	135	63
J612	Wireless telecommunications activities	14	73	47
J613	Satellite telecommunications activities	207	1,165	500
J619	Other telecommunications activities	652	1,145	888
J620	Computer programming, consultancy and related activities	306	1,795	1,364
J631	Data processing, hosting and related activities; web portals	27	181	172
J639	Other information service activities	4	13	35

Continued

TABLE 2b - - Concluded

2009 PSIC Code	Industry Description	Employment as of 15 November			
		Paid		Unpaid	
		Male	Female	Male	Female
		(4)	(5)	(6)	(7)
J	Information and Communication	7,195	4,955	186	125
J581	Publishing of books, periodicals and other publishing activities	529	453	14	7
J591	Motion picture, video and television programme activities	520	517	4	2
J592	Sound recording and music publishing activities	37	27	-	-
J601	Radio broadcasting	1,506	804	39	17
J602	Television programming and broadcasting activities	221	178	2	5
J611	Wired telecommunications activities	134	62	1	1
J612	Wireless telecommunications activities	73	47	-	-
J613	Satellite telecommunications activities	1,141	486	24	14
J619	Other telecommunications activities	1,064	822	83	67
J620	Computer programming, consultancy and related activities	1,777	1,353	18	11
J631	Data processing, hosting and related activities; web portals	180	171	1	1
J639	Other information service activities	13	35	-	-

TABLE 2b.1 Number of Establishments and Research and Development (R&D) Personnel by Sex for Information and Communication Establishments with Total Employment of Less than 20 by Industry Group: Philippines, 2017

(Details may not add up to total due to rounding and/or statistical disclosure control)

2009 PSIC Code	Industry Description	Number of Establishments	R & D Personnel as of 15 November		
			Total	Male	Female
		(1)	(2)	(3)	(4)
J	Information and Communication	1,829	42	22	20
J581	Publishing of books, periodicals and other publishing activities	134	2	2	-
J591	Motion picture, video and television programme activities	109	1	1	-
J592	Sound recording and music publishing activities	12	-	-	-
J601	Radio broadcasting	290	11	5	6
J602	Television programming and broadcasting activities	54	2	1	1
J611	Wired telecommunications activities	20	-	-	-
J612	Wireless telecommunications activities	14	-	-	-
J613	Satellite telecommunications activities	207	-	-	-
J619	Other telecommunications activities	652	1	-	1
J620	Computer programming, consultancy and related activities	306	25	13	12
J631	Data processing, hosting and related activities; web portals	27	-	-	-
J639	Other information service activities	4	-	-	-

**TABLE 3b Number of Establishments and Compensation by Type for Information and Communication Establishments
with Total Employment of Less than 20 by Industry Group: Philippines, 2017**

*(Values are in thousand pesos, except for number of establishments.
Details may not add-up to total due to rounding and/or statistical disclosure control.)*

2009 PSIC Code	Industry Description	Number of Establishments	Compensation			
			Total	Gross Salaries and Wages	Separation, Retirement/ Terminal Pay, Gratuities, etc.	Total Employers' Contribution to SSS/GSIS, ECC, etc.
		(1)	(2)	(3)	(4)	(5)
J	Information and Communication	1,829	3,761,866	3,366,725	112,233	282,907
J581	Publishing of books, periodicals and other publishing activities	134	238,850	219,062	4,419	15,368
J591	Motion picture, video and television programme activities	109	353,930	306,618	21,584	25,728
J592	Sound recording and music publishing activities	12	20,099	18,433	520	1,146
J601	Radio broadcasting	290	420,358	347,376	18,235	54,747
J602	Television programming and broadcasting activities	54	709,496	660,825	1,694	46,977
J611	Wired telecommunications activities	20	41,923	37,937	1,116	2,869
J612	Wireless telecommunications activities	14	29,561	27,355	400	1,805
J613	Satellite telecommunications activities	207	257,153	225,781	9,097	22,274
J619	Other telecommunications activities	652	295,612	273,175	4,297	18,140
J620	Computer programming, consultancy and related activities	306	1,227,160	1,093,194	47,872	86,094
J631	Data processing, hosting and related activities; web portals	27	75,495	67,775	2,506	5,214
J639	Other information service activities	4	92,230	89,193	492	2,545

**TABLE 4b Number of Establishments and Income by Type for Information and Communication Establishments
with Total Employment of Less than 20 by Industry Group: Philippines, 2017**

*(Values are in thousand pesos, except for number of establishments.
Details may not add-up to total due to rounding and/or statistical disclosure control.)*

2009 PSIC Code	Industry Description	Number of Establishments	Income		
			Total	Income from Service Rendered	Real Estate Sales
		(1)	(2)	(3)	(4)
J	Information and Communication	1,829	57,550,259	51,944,345	477
J581	Publishing of books, periodicals and other publishing activities	134	1,616,116	1,517,421	-
J591	Motion picture, video and television programme activities	109	6,713,070	5,466,397	-
J592	Sound recording and music publishing activities	12	159,109	158,907	-
J601	Radio broadcasting	290	1,491,283	1,422,340	-
J602	Television programming and broadcasting activities	54	2,168,702	1,927,925	-
J611	Wired telecommunications activities	20	28,617,930	28,330,078	-
J612	Wireless telecommunications activities	14	356,697	333,558	-
J613	Satellite telecommunications activities	207	1,731,789	1,575,061	-
J619	Other telecommunications activities	652	2,397,496	2,139,523	477
J620	Computer programming, consultancy and related activities	306	11,397,419	8,175,086	-
J631	Data processing, hosting and related activities; web portals	27	209,754	209,420	-
J639	Other information service activities	4	690,895	688,630	-

Continued

TABLE 4b - - Continued

2009 PSIC Code	Industry Description	Income			
		Commissions and Fees Earned	Income from Renting and Leasing Services of Real Estate Properties (For real estate activities)	Income from Non-Industrial Service Done for Others	Sale of Goods
		(5)	(6)	(7)	(8)
J	Information and Communication	42,371	9,884	514,971	3,609,530
J581	Publishing of books, periodicals and other publishing activities	9	-	2,071	72,990
J591	Motion picture, video and television programme activities	14	3,028	440,353	104,062
J592	Sound recording and music publishing activities	-	-	-	-
J601	Radio broadcasting	1,071	72	3,843	35,376
J602	Television programming and broadcasting activities	516	-	281	-
J611	Wired telecommunications activities	238	-	787	-
J612	Wireless telecommunications activities	-	-	2,479	16,172
J613	Satellite telecommunications activities	300	2,606	845	139,788
J619	Other telecommunications activities	4,089	4,178	60,245	115,353
J620	Computer programming, consultancy and related activities	36,099	-	3,813	3,125,789
J631	Data processing, hosting and related activities; web portals	-	-	253	-
J639	Other information service activities	35	-	-	-

Continued

TABLE 4b - - Concluded

2009 PSIC Code	Industry Description	Income					
		Interest Income	Dividend Income	Royalty Income	Franchise Income	Grants and Donations	Other Income
		(9)	(10)	(11)	(12)	(13)	(14)
J	Information and Communication	95,882	695,599	14,666	-	338	622,195
J581	Publishing of books, periodicals and other publishing activities	2,528	63	3,367	-	-	17,667
J591	Motion picture, video and television programme activities	5,743	662,180	-	-	-	31,292
J592	Sound recording and music publishing activities	194	-	-	-	-	9
J601	Radio broadcasting	17,436	3,676	-	-	338	7,130
J602	Television programming and broadcasting activities	13,507	305	46	-	-	226,121
J611	Wired telecommunications activities	37,172	24,740	-	-	-	224,914
J612	Wireless telecommunications activities	1,132	-	-	-	-	3,356
J613	Satellite telecommunications activities	3,833	80	-	-	-	9,276
J619	Other telecommunications activities	8,172	4,555	-	-	-	60,904
J620	Computer programming, consultancy and related activities	6,090	-	11,253	-	-	39,291
J631	Data processing, hosting and related activities; web portals	12	-	-	-	-	69
J639	Other information service activities	62	-	-	-	-	2,168

TABLE 4b.1 Number of Establishments and Income from Service Rendered by Type of Transaction for Information and Communication Establishments with Total Employment of Less than 20 by Industry Group: Philippines, 2017

*(Values are in thousand pesos, except for number of establishments.
Details may not add-up to total due to rounding and/or statistical disclosure control.)*

2009 PSIC Code	Industry Description	Number of Establishments	Income from Service Rendered		
			Total	Transactions Within the Country	Transactions Outside the Country
		(1)	(2)	(3)	(4)
J	Information and Communication	1,829	51,944,345	51,044,084	900,261
J581	Publishing of books, periodicals and other publishing activities	134	1,517,421	1,517,421	-
J591	Motion picture, video and television programme activities	109	5,466,397	5,453,267	13,130
J592	Sound recording and music publishing activities	12	158,907	158,907	-
J601	Radio broadcasting	290	1,422,340	1,422,340	-
J602	Television programming and broadcasting activities	54	1,927,925	1,927,925	-
J611	Wired telecommunications activities	20	28,330,078	28,329,936	142
J612	Wireless telecommunications activities	14	333,558	302,912	30,646
J613	Satellite telecommunications activities	207	1,575,061	1,575,061	-
J619	Other telecommunications activities	652	2,139,523	2,107,845	31,678
J620	Computer programming, consultancy and related activities	306	8,175,086	7,447,417	727,668
J631	Data processing, hosting and related activities; web portals	27	209,420	112,423	96,997
J639	Other information service activities	4	688,630	688,630	-

TABLE 4b.2 Number of Establishments and Income from Transactions Outside the Country for Information and Communication Establishments with Total Employment of Less than 20 by Industry Group: Philippines, 2017

(Value in thousand pesos. Details may not add-up to total due to rounding and/or statistical disclosure control)

2009 PSIC Code	Industry Description	Number of Establishments	Income from Transactions Outside the Country			
			Total	United States of America	Japan	Saudi Arabia
		(1)	(2)	(3)	(4)	(5)
J	Information and Communication	1,829	899,912	201,390	262,251	7,031
J581	Publishing of books, periodicals and other publishing activities	134	-	-	-	-
J591	Motion picture, video and television programme activities	109	13,130	-	13,130	-
J592	Sound recording and music publishing activities	12	-	-	-	-
J601	Radio broadcasting	290	-	-	-	-
J602	Television programming and broadcasting activities	54	-	-	-	-
J611	Wired telecommunications activities	20	142	-	-	43
J612	Wireless telecommunications activities	14	30,646	-	-	-
J613	Satellite telecommunications activities	207	-	-	-	-
J619	Other telecommunications activities	652	31,678	-	31,678	-
J620	Computer programming, consultancy and related activities	306	727,319	144,605	217,443	6,988
J631	Data processing, hosting and related activities; web portals	27	96,997	56,785	-	-
J639	Other information service activities	4	-	-	-	-

Continued

TABLE 4b.2 - - *Continued*

2009 PSIC Code	Industry Description	Income from Transactions Outside the Country			
		Hong Kong	Canada	United Arab Emirates	Singapore
		(6)	(7)	(8)	(9)
J	Information and Communication	61,979	7,495	-	125,621
J581	Publishing of books, periodicals and other publishing activities	-	-	-	-
J591	Motion picture, video and television programme activities	-	-	-	-
J592	Sound recording and music publishing activities	-	-	-	-
J601	Radio broadcasting	-	-	-	-
J602	Television programming and broadcasting activities	-	-	-	-
J611	Wired telecommunications activities	14	36	-	-
J612	Wireless telecommunications activities	30,646	-	-	-
J613	Satellite telecommunications activities	-	-	-	-
J619	Other telecommunications activities	-	-	-	-
J620	Computer programming, consultancy and related activities	28,477	7,460	-	125,621
J631	Data processing, hosting and related activities; web portals	2,842	-	-	-
J639	Other information service activities	-	-	-	-

Continued

TABLE 4b.2 - - Concluded

2009 PSIC Code	Industry Description	Income from Transactions Outside the Country			
		Netherlands	United Kingdom	Australia	Others
		(10)	(11)	(12)	(13)
J	Information and Communication	2,173	43,381	52,495	136,095
J581	Publishing of books, periodicals and other publishing activities	-	-	-	-
J591	Motion picture, video and television programme activities	-	-	-	-
J592	Sound recording and music publishing activities	-	-	-	-
J601	Radio broadcasting	-	-	-	-
J602	Television programming and broadcasting activities	-	-	-	-
J611	Wired telecommunications activities	-	46	-	4
J612	Wireless telecommunications activities	-	-	-	-
J613	Satellite telecommunications activities	-	-	-	-
J619	Other telecommunications activities	-	-	-	-
J620	Computer programming, consultancy and related activities	2,173	43,335	52,495	98,721
J631	Data processing, hosting and related activities; web portals	-	-	-	37,370
J639	Other information service activities	-	-	-	-

TABLE 4b.3 Number of Establishments and Income from Non-Industrial Services Done for Others by Type for Information and Communication Establishments with Total Employment of Less than 20 by Industry Group: Philippines, 2017

*(Values are in thousand pesos, except for number of establishments.
Details may not add-up to total due to rounding and/or statistical disclosure control.)*

2009 PSIC Code	Industry Description	Number of Establishments	Income from Non-Industrial Services Done for Others		
			Total	Rent Income from Land	Rental Income from Buildings, Warehouses and Other Structures
		(1)	(2)	(3)	(4)
J	Information and Communication	1,829	514,971	146	453,651
J581	Publishing of books, periodicals and other publishing activities	134	2,071	-	1,200
J591	Motion picture, video and television programme activities	109	440,353	-	410,566
J592	Sound recording and music publishing activities	12	-	-	-
J601	Radio broadcasting	290	3,843	146	2,012
J602	Television programming and broadcasting activities	54	281	-	281
J611	Wired telecommunications activities	20	787	-	787
J612	Wireless telecommunications activities	14	2,479	-	-
J613	Satellite telecommunications activities	207	845	-	561
J619	Other telecommunications activities	652	60,245	-	34,628
J620	Computer programming, consultancy and related activities	306	3,813	-	3,364
J631	Data processing, hosting and related activities; web portals	27	253	-	253
J639	Other information service activities	4	-	-	-

Continued

TABLE 4b.3 - - Concluded

2009 PSIC Code	Industry Description	Income from Non-Industrial Services Done for Others			
		Rental Income from Machinery and Transport Equipment	Rental Income from Office Equipment	Other Rental Income	Other Non-Industrial Services
		(5)	(6)	(7)	(8)
J	Information and Communication	673	923	14,560	45,018
J581	Publishing of books, periodicals and other publishing activities	658	-	-	213
J591	Motion picture, video and television programme activities	-	-	11,168	18,619
J592	Sound recording and music publishing activities	-	-	-	-
J601	Radio broadcasting	-	699	-	986
J602	Television programming and broadcasting activities	-	-	-	-
J611	Wired telecommunications activities	-	-	-	-
J612	Wireless telecommunications activities	-	-	2,479	-
J613	Satellite telecommunications activities	-	-	8	276
J619	Other telecommunications activities	15	224	686	24,693
J620	Computer programming, consultancy and related activities	-	-	218	231
J631	Data processing, hosting and related activities; web portals	-	-	-	-
J639	Other information service activities	-	-	-	-

**TABLE 4b.4 Number of Establishments and Other Income by Type for Information and Communication Establishments
with Total Employment of Less than 20 by Industry Group: Philippines, 2017**

*(Values are in thousand pesos, except for number of establishments.
Details may not add-up to total due to rounding and/or statistical disclosure control.)*

2009 PSIC Code	Industry Description	Number of Establishments	Other Income			
			Total	Foreign Exchange Gains	Gain from Sale of Investment and Marketable Securities	Others
			(1)	(2)	(3)	(4)
J	Information and Communication	1,829	622,195	45,653	1,894	574,379
J581	Publishing of books, periodicals and other publishing activities	134	17,667	828	1,293	15,545
J591	Motion picture, video and television programme activities	109	31,292	7,129	-	24,163
J592	Sound recording and music publishing activities	12	9	-	9	-
J601	Radio broadcasting	290	7,130	21	-	7,109
J602	Television programming and broadcasting activities	54	226,121	1,996	88	224,036
J611	Wired telecommunications activities	20	224,914	-	-	224,914
J612	Wireless telecommunicatio ns activities	14	3,356	-	-	3,356
J613	Satellite telecommunications activities	207	9,276	3,987	206	5,083
J619	Other telecommunications activities	652	60,904	13,966	280	46,390
J620	Computer programming, consultancy and related activities	306	39,291	17,669	17	21,604
J631	Data processing, hosting and related activities; web portals	27	69	57	-	12
J639	Other information service activities	4	2,168	-	-	2,168

**TABLE 5b Number of Establishments and Expense by Type for Information and Communication Establishments
with Total Employment of Less than 20 by Industry Group: Philippines, 2017**

*(Values are in thousand pesos, except for number of establishments.
Details may not add-up to total due to rounding and/or statistical disclosure control.)*

2009 PSIC Code	Industry Description	Number of Establishments	Expense		
			Total	Total Compensation	Materials and Supplies
			(1)	(2)	(3)
J	Information and Communication	1,829	48,374,726	3,761,866	1,561,287
J581	Publishing of books, periodicals and other publishing activities	134	1,392,798	238,850	365,474
J591	Motion picture, video and television programme activities	109	6,098,932	353,930	56,674
J592	Sound recording and music publishing activities	12	168,622	20,099	2,833
J601	Radio broadcasting	290	1,326,283	420,358	28,597
J602	Television programming and broadcasting activities	54	1,896,426	709,496	16,483
J611	Wired telecommunications activities	20	25,662,806	41,923	555,742
J612	Wireless telecommunications activities	14	328,786	29,561	67,480
J613	Satellite telecommunications activities	207	1,363,288	257,153	211,363
J619	Other telecommunications activities	652	1,940,311	295,612	109,089
J620	Computer programming, consultancy and related activities	306	7,311,277	1,227,160	140,171
J631	Data processing, hosting and related activities; web portals	27	149,740	75,495	5,121
J639	Other information service activities	4	735,458	92,230	2,259

Continued

TABLE 5b - - Continued

2009 PSIC Code	Industry Description	Expense				
		Real Estate Sold	Fuels, Lubricants, Oils and Greases	Electricity	Water	Industrial Service Done by Others
		(5)	(6)	(7)	(8)	(9)
J	Information and Communication	-	208,407	1,059,486	152,721	11,209,413
J581	Publishing of books, periodicals and other publishing activities	-	94,504	18,836	5,510	53,373
J591	Motion picture, video and television programme activities	-	17,624	312,572	50,202	220,910
J592	Sound recording and music publishing activities	-	229	2,014	172	13,238
J601	Radio broadcasting	-	21,631	106,706	16,813	122,166
J602	Television programming and broadcasting activities	-	2,284	156,101	44,199	84,088
J611	Wired telecommunications activities	-	2,382	199,424	1,443	9,997,552
J612	Wireless telecommunications activities	-	1,281	2,970	328	138,435
J613	Satellite telecommunications activities	-	28,870	67,363	8,977	86,980
J619	Other telecommunications activities	-	11,143	124,321	15,020	120,388
J620	Computer programming, consultancy and related activities	-	27,048	58,424	7,795	359,921
J631	Data processing, hosting and related activities; web portals	-	541	5,035	1,112	4,814
J639	Other information service activities	-	871	5,719	1,149	7,547

Continued

TABLE 5b - - Continued

2009 PSIC Code	Industry Description	Expense			
		Non-Industrial Service Done by Others	Cost of Goods Sold	Interest Expense	Taxes on Products and Other Taxes on Production
		(10)	(11)	(12)	(13)
J	Information and Communication	13,164,043	3,477,403	199,237	784,517
J581	Publishing of books, periodicals and other publishing activities	464,777	52,709	8,703	19,849
J591	Motion picture, video and television programme activities	2,139,558	87,456	85,409	275,573
J592	Sound recording and music publishing activities	105,157	-	-	7,608
J601	Radio broadcasting	409,503	35,376	2,496	20,752
J602	Television programming and broadcasting activities	533,948	-	61,826	21,921
J611	Wired telecommunications activities	5,540,534	-	153	240,570
J612	Wireless telecommunications activities	31,510	16,172	1,468	12,298
J613	Satellite telecommunications activities	432,313	110,716	1,981	29,773
J619	Other telecommunications activities	911,852	100,722	8,468	64,177
J620	Computer programming, consultancy and related activities	1,966,125	3,074,253	13,837	77,292
J631	Data processing, hosting and related activities; web portals	46,806	-	210	4,519
J639	Other information service activities	581,960	-	14,686	10,183

Continued

TABLE 5b - - *Continued*

2009 PSIC Code	Industry Description	Expense			
		Research and Development	Environmental Protection Expense	Royalty Fee	Franchise Fee
		(14)	(15)	(16)	(17)
J	Information and Communication	11,209	170	2,256,665	58,736
J581	Publishing of books, periodicals and other publishing activities	412	66	9,299	6
J591	Motion picture, video and television programme activities	78	-	2,214,360	-
J592	Sound recording and music publishing activities	-	-	-	-
J601	Radio broadcasting	1,096	98	405	278
J602	Television programming and broadcasting activities	537	-	25,058	-
J611	Wired telecommunications activities	-	-	-	-
J612	Wireless telecommunications activities	-	-	468	-
J613	Satellite telecommunications activities	-	-	3,421	24,287
J619	Other telecommunications activities	-	7	-	2,829
J620	Computer programming, consultancy and related activities	9,086	-	3,655	31,336
J631	Data processing, hosting and related activities; web portals	-	-	-	-
J639	Other information service activities	-	-	-	-

Continued

TABLE 5b - - Concluded

2009 PSIC Code	Industry Description	Expense			
		Payouts	Amortization	Depreciation	Other Expense
		(18)	(19)	(20)	(21)
J	Information and Communication	-	133,236	7,711,800	2,623,806
J581	Publishing of books, periodicals and other publishing activities	-	10,927	34,094	15,410
J591	Motion picture, video and television programme activities	-	3,363	209,949	71,274
J592	Sound recording and music publishing activities	-	8,565	2,278	6,429
J601	Radio broadcasting	-	7,036	91,200	41,718
J602	Television programming and broadcasting activities	-	74,345	126,734	39,405
J611	Wired telecommunications activities	-	4,271	6,986,711	2,092,099
J612	Wireless telecommunications activities	-	3,371	20,036	3,409
J613	Satellite telecommunications activities	-	4,516	76,928	18,649
J619	Other telecommunications activities	-	1,066	102,467	72,782
J620	Computer programming, consultancy and related activities	-	15,380	54,428	245,062
J631	Data processing, hosting and related activities; web portals	-	394	4,095	1,599
J639	Other information service activities	-	2	2,880	15,970

TABLE 5b.2 Number of Establishments and Expense for Industrial Services Done by Others by Type for Information and Communication Establishments with Total Employment of Less than 20 by Industry Group: Philippines, 2017

(Value in thousand pesos. Details may not add-up to total due to rounding and/or statistical disclosure control)

2009 PSIC Code	Industry Description	Number of Establishments	Industrial Services Done by Others		
			Total	Contract and Commission Work Done by Others	Repairs, maintenance and Installation
		(1)	(2)	(3)	(4)
J	Information and Communication	1,829	11,209,413	277,895	10,930,661
J581	Publishing of books, periodicals and other publishing activities	134	53,373	8,682	44,691
J591	Motion picture, video and television programme activities	109	220,910	26,761	194,149
J592	Sound recording and music publishing activities	12	13,238	3,740	9,498
J601	Radio broadcasting	290	122,166	11,095	110,203
J602	Television programming and broadcasting activities	54	84,088	153	83,935
J611	Wired telecommunications activities	20	9,997,552	-	9,997,552
J612	Wireless telecommunications activities	14	138,435	511	137,925
J613	Satellite telecommunications activities	207	86,980	25,302	61,678
J619	Other telecommunications activities	652	120,388	8,025	112,375
J620	Computer programming, consultancy and related activities	306	359,921	192,586	167,336
J631	Data processing, hosting and related activities; web portals	27	4,814	1,041	3,773
J639	Other information service activities	4	7,547	-	7,547

TABLE 5b.3 Number of Establishments and Expense for Non-Industrial Services Done by Others by Type for Information and Communication Establishments with Total Employment of Less than 20 by Industry Group: Philippines, 2017

*(Values are in thousand pesos, except for number of establishments.
Details may not add-up to total due to rounding and/or statistical disclosure control.)*

2009 PSIC Code	Industry Description	Number of Establishments	Non-Industrial Services Done by Others	
			Total	Rent Expense from Land
		(1)	(2)	(3)
J	Information and Communication	1,829	13,164,043	54,986
J581	Publishing of books, periodicals and other publishing activities	134	464,777	1,785
J591	Motion picture, video and television programme activities	109	2,139,558	6,380
J592	Sound recording and music publishing activities	12	105,157	-
J601	Radio broadcasting	290	409,503	309
J602	Television programming and broadcasting activities	54	533,948	28,617
J611	Wired telecommunications activities	20	5,540,534	-
J612	Wireless telecommunications activities	14	31,510	382
J613	Satellite telecommunications activities	207	432,313	2,383
J619	Other telecommunications activities	652	911,852	9,359
J620	Computer programming, consultancy and related activities	306	1,966,125	3,760
J631	Data processing, hosting and related activities; web portals	27	46,806	2,011
J639	Other information service activities	4	581,960	-

Continued

TABLE 5b.3 - - *Continued*

2009 PSIC Code	Industry Description	Non-Industrial Services Done by Others			
		Rental Expense for Buildings, Warehouses and Other Structures	Rental Expense for Machinery and Transport Equipment	Rental Expense for Office Equipment	Other Rental Expense
		(4)	(5)	(6)	(7)
J	Information and Communication	2,569,340	23,946	3,326	153,327
J581	Publishing of books, periodicals and other publishing activities	37,630	387	3	1,115
J591	Motion picture, video and television programme activities	309,153	11,828	77	114,025
J592	Sound recording and music publishing activities	8,316	-	-	-
J601	Radio broadcasting	60,891	-	-	302
J602	Television programming and broadcasting activities	147,541	3,234	10	-
J611	Wired telecommunications activities	1,485,475	-	-	4,449
J612	Wireless telecommunications activities	6,205	-	76	-
J613	Satellite telecommunications activities	31,998	76	1,106	25,452
J619	Other telecommunications activities	204,441	123	1,187	595
J620	Computer programming, consultancy and related activities	256,744	7,571	866	7,390
J631	Data processing, hosting and related activities; web portals	7,036	-	-	-
J639	Other information service activities	13,909	726	-	-

Continued

TABLE 5b.3 - - *Concluded*

2009 PSIC Code	Industry Description	Non-Industrial Services Done by Others			
		Communication Expense	Insurance Expense	Transport Service Expense	Other Non-Industrial Service Done by Others
		(8)	(9)	(10)	(11)
J	Information and Communication	273,925	95,978	145,400	9,843,823
J581	Publishing of books, periodicals and other publishing activities	14,741	5,502	34,075	369,538
J591	Motion picture, video and television programme activities	15,534	14,078	3,990	1,664,493
J592	Sound recording and music publishing activities	1,132	378	12	95,319
J601	Radio broadcasting	18,546	2,661	11,353	315,441
J602	Television programming and broadcasting activities	23,332	730	29,845	300,639
J611	Wired telecommunications activities	4,572	37,067	429	4,008,542
J612	Wireless telecommunications activities	4,544	452	930	18,922
J613	Satellite telecommunications activities	31,991	3,605	22,912	312,790
J619	Other telecommunications activities	50,354	4,554	6,962	634,284
J620	Computer programming, consultancy and related activities	79,293	26,081	24,512	1,559,908
J631	Data processing, hosting and related activities; web portals	9,452	505	418	27,384
J639	Other information service activities	20,433	366	9,963	536,563

**TABLE 5b.4 Number of Establishments and Cost of Goods Sold for Information and Communication Establishments
with Total Employment of Less than 20 by Industry Group: Philippines, 2017**

*(Values are in thousand pesos, except for number of establishments.
Details may not add-up to total due to rounding and/or statistical disclosure control.)*

2009 PSIC Code	Industry Description	Number of Establishments	Cost of Goods Sold	Goods for Resale Inventories, Beginning	Goods Purchased for Resale	Goods for Resale Inventories, Ending
		(1)	(2)	(3)	(4)	(5)
J	Information and Communication	1,829	3,477,403	226,431	3,422,639	171,667
J581	Publishing of books, periodicals and other publishing activities	134	52,709	40,601	56,317	44,208
J591	Motion picture, video and television programme activities	109	87,456	9,862	84,848	7,255
J592	Sound recording and music publishing activities	12	-	-	-	-
J601	Radio broadcasting	290	35,376	-	35,376	-
J602	Television programming and broadcasting activities	54	-	-	-	-
J611	Wired telecommunications activities	20	-	-	-	-
J612	Wireless telecommunications activities	14	16,172	-	16,706	535
J613	Satellite telecommunications activities	207	110,716	25,542	103,979	18,805
J619	Other telecommunications activities	652	100,722	31,875	98,937	30,090
J620	Computer programming, consultancy and related activities	306	3,074,253	118,551	3,026,476	70,774
J631	Data processing, hosting and related activities; web portals	27	-	-	-	-
J639	Other information service activities	4	-	-	-	-

TABLE 5b.5 Number of Establishments and Taxes on Products and Other Taxes on Production for Information and Communication Establishments with Total Employment of Less than 20 by Industry Group: Philippines, 2017

(Values are in thousand pesos, except for number of establishments. Details may not add-up to total due to rounding and/or statistical disclosure control.)

2009 PSIC Code	Industry Description	Number of Establishments	Taxes on Products and Other Taxes on Production		
			Total	Taxes on Products	Other taxes on production
		(1)	(2)	(3)	(4)
J	Information and Communication	1,829	784,517	125,912	658,922
J581	Publishing of books, periodicals and other publishing activities	134	19,849	8,386	11,463
J591	Motion picture, video and television programme activities	109	275,573	96,470	179,421
J592	Sound recording and music publishing activities	12	7,608	1,896	5,712
J601	Radio broadcasting	290	20,752	2,347	18,405
J602	Television programming and broadcasting activities	54	21,921	19	21,902
J611	Wired telecommunications activities	20	240,570	-	240,570
J612	Wireless telecommunications activities	14	12,298	-	12,298
J613	Satellite telecommunications activities	207	29,773	4,268	25,504
J619	Other telecommunications activities	652	64,177	2,938	61,240
J620	Computer programming, consultancy and related activities	306	77,292	3,930	73,362
J631	Data processing, hosting and related activities; web portals	27	4,519	1,598	2,922
J639	Other information service activities	4	10,183	4,061	6,122

**TABLE 5b.6 Number of Establishments and Other Expense by Type for Information and Communication Establishments
with Total Employment of Less than 20 by Industry Group: Philippines, 2017**

*(Values are in thousand pesos, except for number of establishments.
Details may not add-up to total due to rounding and/or statistical disclosure control.)*

2009 PSIC Code	Industry Description	Number of Establishments	Other Expense	
			Total	Foreign Exchange Losses
		(1)	(2)	(3)
J	Information and Communication	1,829	2,623,806	187,558
J581	Publishing of books, periodicals and other publishing activities	134	15,410	1,709
J591	Motion picture, video and television programme activities	109	71,274	-
J592	Sound recording and music publishing activities	12	6,429	-
J601	Radio broadcasting	290	41,718	238
J602	Television programming and broadcasting activities	54	39,405	36
J611	Wired telecommunications activities	20	2,092,099	147,659
J612	Wireless telecommunications activities	14	3,409	1,057
J613	Satellite telecommunications activities	207	18,649	384
J619	Other telecommunications activities	652	72,782	-
J620	Computer programming, consultancy and related activities	306	245,062	19,659
J631	Data processing, hosting and related activities; web portals	27	1,599	1,316
J639	Other information service activities	4	15,970	15,500

Continued

TABLE 5b.6 - - *Concluded*

2009 PSIC Code	Industry Description	Other Expense			
		Charitable Donations and Grants	Bad and Doubtful Debts	Loss from Sale of Investment Assets and Marketable Securities	Others
		(4)	(5)	(6)	(7)
J	Information and Communication	14,573	2,141,540	4,549	275,892
J581	Publishing of books, periodicals and other publishing activities	1,458	2,061	1,344	8,837
J591	Motion picture, video and television programme activities	3,102	2,504	7	65,660
J592	Sound recording and music publishing activities	-	3,014	-	3,415
J601	Radio broadcasting	1,021	5,845	435	34,180
J602	Television programming and broadcasting activities	3,727	401	30	35,211
J611	Wired telecommunications activities	155	1,939,697	-	4,588
J612	Wireless telecommunications activities	59	533	1,111	649
J613	Satellite telecommunications activities	947	7,092	2	10,225
J619	Other telecommunications activities	651	275	6	71,851
J620	Computer programming, consultancy and related activities	3,448	179,841	1,615	40,804
J631	Data processing, hosting and related activities; web portals	5	-	-	279
J639	Other information service activities	-	276	-	194

TABLE 6b Number of Establishments and Capital Expenditures by Type of Tangible Fixed Assets for Information and Communication Establishments with Total Employment of Less than 20 by Industry Group: Philippines, 2017

*(Values are in thousand pesos, except for number of establishments.
Details may not add-up to total due to rounding and/or statistical disclosure control.)*

2009 PSIC Code	Industry Description	Number of Establishments	Capital Expenditures for Tangible Fixed Assets		
			Total	Land	Buildings, Other Structures and Land Improvements
			(1)	(2)	(3)
J	Information and Communication	1,829	1,692,764	26,226	124,627
J581	Publishing of books, periodicals and other publishing activities	134	24,375	6,000	9,671
J591	Motion picture, video and television programme activities	109	57,241	18,427	8,439
J592	Sound recording and music publishing activities	12	-	-	-
J601	Radio broadcasting	290	16,603	200	1,757
J602	Television programming and broadcasting activities	54	130,581	31	53,893
J611	Wired telecommunications activities	20	1,055,131	-	6,826
J612	Wireless telecommunications activities	14	684	-	-
J613	Satellite telecommunications activities	207	306,503	1,568	13,776
J619	Other telecommunications activities	652	39,388	-	15,469
J620	Computer programming, consultancy and related activities	306	56,217	-	14,235
J631	Data processing, hosting and related activities; web portals	27	1,634	-	483
J639	Other information service activities	4	4,408	-	78

Continued

TABLE 6b - - Continued

2009 PSIC Code	Industry Description	Capital Expenditures for Tangible Fixed Assets			
		Transport Equipment	ICT Machinery and Equipment	Specialized Industrial Machineries	General Industrial Machineries
		(5)	(6)	(7)	(8)
J	Information and Communication	27,194	1,210,671	3,000	216,681
J581	Publishing of books, periodicals and other publishing activities	3,012	3,561	945	402
J591	Motion picture, video and television programme activities	5,719	11,605	-	1,325
J592	Sound recording and music publishing activities	-	-	-	-
J601	Radio broadcasting	656	11,820	444	217
J602	Television programming and broadcasting activities	57	48,257	-	1,046
J611	Wired telecommunications activities	34	1,045,746	-	386
J612	Wireless telecommunications activities	300	154	-	209
J613	Satellite telecommunications activities	8,295	44,592	105	209,745
J619	Other telecommunications activities	25	13,397	1,506	227
J620	Computer programming, consultancy and related activities	6,980	29,115	-	3,123
J631	Data processing, hosting and related activities; web portals	-	1,150	-	-
J639	Other information service activities	2,116	1,273	-	-

Continued

TABLE 6b - - Concluded

2009 PSIC Code	Industry Description	Capital Expenditures for Tangible Fixed Assets		
		Other Machinery and Equipment	Valuables	Other Tangible Fixed Assets
		(9)	(10)	(11)
J	Information and Communication	67,053	1,423	15,890
J581	Publishing of books, periodicals and other publishing activities	27	250	506
J591	Motion picture, video and television programme activities	10,733	-	994
J592	Sound recording and music publishing activities	-	-	-
J601	Radio broadcasting	1,327	-	182
J602	Television programming and broadcasting activities	27,291	-	6
J611	Wired telecommunications activities	2,117	-	22
J612	Wireless telecommunications activities	-	-	21
J613	Satellite telecommunications activities	22,057	341	6,024
J619	Other telecommunications activities	1,739	-	7,025
J620	Computer programming, consultancy and related activities	936	832	996
J631	Data processing, hosting and related activities; web portals	-	-	-
J639	Other information service activities	827	-	113

TABLE 6b.2 Number of Establishments and Capital Expenditures for Tangible Fixed Assets by Mode of Acquisition for Information and Communication Establishments with Total Employment of Less than 20 by Industry Group: Philippines, 2017

*(Values are in thousand pesos, except for number of establishments.
Details may not add-up to total due to rounding and/or statistical disclosure control.)*

2009 PSIC Code	Industry Description	Number of Establishments	Capital Expenditures for Tangible Fixed Assets by Mode of Acquisition	
			Total	New Tangible Fixed Assets
		(1)	(2)	(3)
J	Information and Communication	1,829	1,692,140	1,321,697
J581	Publishing of books, periodicals and other publishing activities	134	24,375	16,656
J591	Motion picture, video and television programme activities	109	57,241	33,121
J592	Sound recording and music publishing activities	12	-	-
J601	Radio broadcasting	290	16,603	14,500
J602	Television programming and broadcasting activities	54	130,581	76,821
J611	Wired telecommunications activities	20	1,055,131	1,047,575
J612	Wireless telecommunications activities	14	684	193
J613	Satellite telecommunications activities	207	306,503	61,666
J619	Other telecommunications activities	652	39,388	21,586
J620	Computer programming, consultancy and related activities	306	55,593	43,616
J631	Data processing, hosting and related activities; web portals	27	1,634	1,634
J639	Other information service activities	4	4,408	4,330

Continued

TABLE 6b.2 - - *Concluded*

2009 PSIC Code	Industry Description	Capital Expenditures for Tangible Fixed Assets by Mode of Acquisition		
		Major Alterations and Improvements on Tangible Fixed Assets	Land and Used Tangible Fixed Assets	Tangible Fixed Assets Produced on Own Account
		(4)	(5)	(6)
J	Information and Communication	43,822	111,404	215,218
J581	Publishing of books, periodicals and other publishing activities	1,677	6,000	42
J591	Motion picture, video and television programme activities	2,739	21,381	-
J592	Sound recording and music publishing activities	-	-	-
J601	Radio broadcasting	631	1,472	-
J602	Television programming and broadcasting activities	878	52,882	-
J611	Wired telecommunications activities	7,443	-	112
J612	Wireless telecommunications activities	-	-	491
J613	Satellite telecommunications activities	4,604	25,761	214,472
J619	Other telecommunications activities	17,416	286	100
J620	Computer programming, consultancy and related activities	8,355	3,622	-
J631	Data processing, hosting and related activities; web portals	-	-	-
J639	Other information service activities	78	-	-

TABLE 7b Number of Establishments and Capital Expenditures for Intangible Assets by Type for Information and Communication Establishments with Total Employment of Less than 20 by Industry Group: Philippines, 2017

*(Values are in thousand pesos, except for number of establishments.
Details may not add-up to total due to rounding and/or statistical disclosure control.)*

2009 PSIC Code	Industry Description	Number of Establishments	Capital Expenditures for Intangible Assets	
			Total	Intangible Non-produced Assets
		(1)	(2)	(3)
J	Information and Communication	1,829	81,319	5,798
J581	Publishing of books, periodicals and other publishing activities	134	1,047	-
J591	Motion picture, video and television programme activities	109	-	-
J592	Sound recording and music publishing activities	12	-	-
J601	Radio broadcasting	290	709	-
J602	Television programming and broadcasting activities	54	70,913	-
J611	Wired telecommunications activities	20	-	-
J612	Wireless telecommunications activities	14	5,150	5,150
J613	Satellite telecommunications activities	207	669	633
J619	Other telecommunications activities	652	844	15
J620	Computer programming, consultancy and related activities	306	1,986	-
J631	Data processing, hosting and related activities; web portals	27	-	-
J639	Other information service activities	4	-	-

Continued

TABLE 7b - - Concluded

2009 PSIC Code	Industry Description	Capital Expenditures for Intangible Assets			
		Computer Software and Databases	Entertainment, Literary and Artistic Originals	Research and Development	Other Intangible Assets
		(4)	(5)	(6)	(7)
J	Information and Communication	2,851	72,670	-	-
J581	Publishing of books, periodicals and other publishing activities	-	1,047	-	-
J591	Motion picture, video and television programme activities	-	-	-	-
J592	Sound recording and music publishing activities	-	-	-	-
J601	Radio broadcasting	-	709	-	-
J602	Television programming and broadcasting activities	-	70,913	-	-
J611	Wired telecommunications activities	-	-	-	-
J612	Wireless telecommunications activities	-	-	-	-
J613	Satellite telecommunications activities	36	-	-	-
J619	Other telecommunications activities	829	-	-	-
J620	Computer programming, consultancy and related activities	1,986	-	-	-
J631	Data processing, hosting and related activities; web portals	-	-	-	-
J639	Other information service activities	-	-	-	-

TABLE 8b Number of Establishments and Gross Additions to Tangible Fixed Assets for Information and Communication Establishments with Total Employment of Less than 20 by Industry Group: Philippines, 2017

*(Values are in thousand pesos, except for number of establishments.
Details may not add-up to total due to rounding and/or statistical disclosure control.)*

2009 PSIC Code	Industry Description	Number of Establishments	Gross Additions to Tangible Fixed Assets	Capital Expenditures	Sale of Tangible Fixed Assets
		(1)	(2)	(3)	(4)
J	Information and Communication	1,829	1,652,350	1,692,764	40,414
J581	Publishing of books, periodicals and other publishing activities	134	24,248	24,375	127
J591	Motion picture, video and television programme activities	109	54,294	57,241	2,947
J592	Sound recording and music publishing activities	12	-	-	-
J601	Radio broadcasting	290	11,740	16,603	4,863
J602	Television programming and broadcasting activities	54	130,566	130,581	15
J611	Wired telecommunications activities	20	1,028,875	1,055,131	26,256
J612	Wireless telecommunications activities	14	684	684	-
J613	Satellite telecommunications activities	207	305,645	306,503	858
J619	Other telecommunications activities	652	37,024	39,388	2,363
J620	Computer programming, consultancy and related activities	306	53,231	56,217	2,986
J631	Data processing, hosting and related activities; web portals	27	1,634	1,634	-
J639	Other information service activities	4	4,408	4,408	-

TABLE 8b.1 Number of Establishments and Sale of Tangible Fixed Assets by Type for Information and Communication Establishments with Total Employment of Less than 20 by Industry Group: Philippines, 2017

*(Values are in thousand pesos, except for number of establishments.
Details may not add-up to total due to rounding and/or statistical disclosure control.)*

2009 PSIC Code	Industry Description	Number of Establishments	Sale of Tangible Fixed Assets	
			Total	Land
		(1)	(2)	(3)
J	Information and Communication	1,829	40,414	3,849
J581	Publishing of books, periodicals and other publishing activities	134	127	-
J591	Motion picture, video and television programme activities	109	2,947	2,947
J592	Sound recording and music publishing activities	12	-	-
J601	Radio broadcasting	290	4,863	150
J602	Television programming and broadcasting activities	54	15	-
J611	Wired telecommunications activities	20	26,256	752
J612	Wireless telecommunications activities	14	-	-
J613	Satellite telecommunications activities	207	858	-
J619	Other telecommunications activities	652	2,363	-
J620	Computer programming, consultancy and related activities	306	2,986	-
J631	Data processing, hosting and related activities; web portals	27	-	-
J639	Other information service activities	4	-	-

Continued

TABLE 8b.1 - - *Continued*

2009 PSIC Code	Industry Description	Sale of Tangible Fixed Assets			
		Buildings, Other Structures and Land Improvements	Transport Equipment	ICT Machinery and Equipment	Specialized Industrial Machinery
		(4)	(5)	(6)	(7)
J	Information and Communication	22,861	1,245	10,157	76
J581	Publishing of books, periodicals and other publishing activities	-	127	-	-
J591	Motion picture, video and television programme activities	-	-	-	-
J592	Sound recording and music publishing activities	-	-	-	-
J601	Radio broadcasting	2,861	-	1,212	-
J602	Television programming and broadcasting activities	-	11	4	-
J611	Wired telecommunications activities	20,000	-	3,951	-
J612	Wireless telecommunications activities	-	-	-	-
J613	Satellite telecommunications activities	-	858	-	-
J619	Other telecommunications activities	-	-	2,255	76
J620	Computer programming, consultancy and related activities	-	250	2,735	-
J631	Data processing, hosting and related activities; web portals	-	-	-	-
J639	Other information service activities	-	-	-	-

Continued

TABLE 8b.1 - - *Concluded*

2009 PSIC Code	Industry Description	Sale of Tangible Fixed Assets			
		General Industrial Machinery	Other Machinery and Equipment	Valuables	Other Tangible Fixed Assets
		(8)	(9)	(10)	(11)
J	Information and Communication	33	700	-	1,495
J581	Publishing of books, periodicals and other publishing activities	-	-	-	-
J591	Motion picture, video and television programme activities	-	-	-	-
J592	Sound recording and music publishing activities	-	-	-	-
J601	Radio broadcasting	-	-	-	641
J602	Television programming and broadcasting activities	-	-	-	-
J611	Wired telecommunications activities	-	700	-	853
J612	Wireless telecommunications activities	-	-	-	-
J613	Satellite telecommunications activities	-	-	-	-
J619	Other telecommunications activities	33	-	-	-
J620	Computer programming, consultancy and related activities	-	-	-	1
J631	Data processing, hosting and related activities; web portals	-	-	-	-
J639	Other information service activities	-	-	-	-

TABLE 8b.2 Number of Establishments and Losses and Damages to Tangible Fixed Assets by Type for Information and Communication Establishments with Total Employment of Less than 20 by Industry Group: Philippines, 2017

*(Values are in thousand pesos, except for number of establishments.
Details may not add-up to total due to rounding and/or statistical disclosure control.)*

2009 PSIC Code	Industry Description	Number of Establishments	Losses and Damages	
			Total	Land
		(1)	(2)	(3)
J	Information and Communication	1,829	3,042,627	3,750
J581	Publishing of books, periodicals and other publishing activities	134	410	-
J591	Motion picture, video and television programme activities	109	-	-
J592	Sound recording and music publishing activities	12	-	-
J601	Radio broadcasting	290	236	-
J602	Television programming and broadcasting activities	54	-	-
J611	Wired telecommunications activities	20	2,876,986	3,750
J612	Wireless telecommunications activities	14	-	-
J613	Satellite telecommunications activities	207	152,373	-
J619	Other telecommunications activities	652	2,777	-
J620	Computer programming, consultancy and related activities	306	8,145	-
J631	Data processing, hosting and related activities; web portals	27	1,701	-
J639	Other information service activities	4	-	-

Continued

TABLE 8b.2 - - *Continued*

2009 PSIC Code	Industry Description	Losses and Damages			
		Buildings, Other Structures and Land Improvements	Transport Equipment	ICT Machinery and Equipment	Specialized Industrial Machinery
		(4)	(5)	(6)	(7)
J	Information and Communication	3,815	3,868	2,716,859	32
J581	Publishing of books, periodicals and other publishing activities	-	388	-	-
J591	Motion picture, video and television programme activities	-	-	-	-
J592	Sound recording and music publishing activities	-	-	-	-
J601	Radio broadcasting	200	-	36	-
J602	Television programming and broadcasting activities	-	-	-	-
J611	Wired telecommunications activities	-	292	2,705,510	-
J612	Wireless telecommunications activities	-	-	-	-
J613	Satellite telecommunications activities	1,258	2,329	6,816	-
J619	Other telecommunications activities	1,784	-	481	32
J620	Computer programming, consultancy and related activities	573	859	2,315	-
J631	Data processing, hosting and related activities; web portals	-	-	1,701	-
J639	Other information service activities	-	-	-	-

Continued

TABLE 8.2b - - *Concluded*

2009 PSIC Code	Industry Description	Losses and Damages			
		General Industrial Machinery	Other Machinery and Equipment	Valuables	Other Tangible Fixed Assets
		(8)	(9)	(10)	(11)
J	Information and Communication	143,148	358	2	170,794
J581	Publishing of books, periodicals and other publishing activities	-	-	-	22
J591	Motion picture, video and television programme activities	-	-	-	-
J592	Sound recording and music publishing activities	-	-	-	-
J601	Radio broadcasting	-	-	-	-
J602	Television programming and broadcasting activities	-	-	-	-
J611	Wired telecommunications activities	-	-	-	167,434
J612	Wireless telecommunications activities	-	-	-	-
J613	Satellite telecommunications activities	138,886	-	-	3,084
J619	Other telecommunications activities	1	358	-	119
J620	Computer programming, consultancy and related activities	4,261	-	2	135
J631	Data processing, hosting and related activities; web portals	-	-	-	-
J639	Other information service activities	-	-	-	-

TABLE 9b Number of Establishments and Book Value of Tangible Fixed Assets by Type for Information and Communication Establishments with Total Employment of Less than 20 by Industry Group: Philippines, 2017

*(Values are in thousand pesos, except for number of establishments.
Details may not add-up to total due to rounding and/or statistical disclosure control.)*

2009 PSIC Code	Industry Description	Number of Establishments	Book Value of Tangible Fixed Assets as of 31 December	
			Total	Land
		(1)	(2)	(3)
J	Information and Communication	1,829	37,098,749	2,260,828
J581	Publishing of books, periodicals and other publishing activities	134	627,379	62,715
J591	Motion picture, video and television programme activities	109	1,577,064	809,176
J592	Sound recording and music publishing activities	12	25,693	-
J601	Radio broadcasting	290	1,159,880	101,160
J602	Television programming and broadcasting activities	54	979,433	49,901
J611	Wired telecommunications activities	20	29,194,523	216,334
J612	Wireless telecommunications activities	14	116,865	2,889
J613	Satellite telecommunications activities	207	1,186,760	116,546
J619	Other telecommunications activities	652	1,685,756	886,321
J620	Computer programming, consultancy and related activities	306	498,975	15,786
J631	Data processing, hosting and related activities; web portals	27	29,196	-
J639	Other information service activities	4	17,224	-

Continued

TABLE 9b - - Continued

2009 PSIC Code	Industry Description	Book Value of Tangible Fixed Assets as of 31 December			
		Buildings, Other Structures and Land Improvements	Transport Equipment	ICT Machinery and Equipment	Specialized Industrial Machinery
		(4)	(5)	(6)	(7)
J	Information and Communication	2,810,296	350,514	24,251,341	62,990
J581	Publishing of books, periodicals and other publishing activities	249,093	40,306	133,085	7,262
J591	Motion picture, video and television programme activities	416,585	26,251	145,233	-
J592	Sound recording and music publishing activities	4,894	2,707	8,727	-
J601	Radio broadcasting	212,289	40,573	499,034	17,395
J602	Television programming and broadcasting activities	391,886	3,541	270,105	-
J611	Wired telecommunications activities	1,017,245	26,517	22,018,607	-
J612	Wireless telecommunications activities	8,285	4,999	86,429	-
J613	Satellite telecommunications activities	113,612	68,780	447,239	25,012
J619	Other telecommunications activities	262,288	55,493	399,669	2,615
J620	Computer programming, consultancy and related activities	122,023	74,812	226,373	10,706
J631	Data processing, hosting and related activities; web portals	9,571	2,265	13,952	-
J639	Other information service activities	2,524	4,271	2,888	-

Continued

TABLE 9b - - Concluded

2009 PSIC Code	Industry Description	Book Value of Tangible Fixed Assets as of 31 December			
		General Industrial Machinery	Other Machinery and Equipment	Valuables	Other Tangible Fixed Assets
		(8)	(9)	(10)	(11)
J	Information and Communication	1,005,123	512,077	73,779	5,771,801
J581	Publishing of books, periodicals and other publishing activities	119,247	1,921	1,470	12,281
J591	Motion picture, video and television programme activities	40,795	64,838	39,889	34,298
J592	Sound recording and music publishing activities	5,476	3,888	-	-
J601	Radio broadcasting	102,599	45,541	27,787	113,503
J602	Television programming and broadcasting activities	9,315	247,702	-	6,984
J611	Wired telecommunications activities	380,269	26,222	-	5,509,329
J612	Wireless telecommunications activities	280	7,648	-	6,336
J613	Satellite telecommunications activities	308,711	80,791	445	25,625
J619	Other telecommunications activities	21,620	15,353	1,332	41,065
J620	Computer programming, consultancy and related activities	16,134	14,657	1,602	16,880
J631	Data processing, hosting and related activities; web portals	677	191	1,254	1,286
J639	Other information service activities	-	3,326	-	4,215

TABLE 10b Number of Establishments and Book Value of Intangible Assets by Type for Information and Communication Establishments with Total Employment of Less than 20 by Industry Group: Philippines, 2017

(Values are in thousand pesos, except for number of establishments. Details may not add-up to total due to rounding and/or statistical disclosure control.)

2009 PSIC Code	Industry Description	Number of Establishments	Book Value of Intangible Assets as of 31 December	
			Total	Intangible Non-Produced Assets
		(1)	(2)	(3)
J	Information and Communication	1,829	1,319,099	112,143
J581	Publishing of books, periodicals and other publishing activities	134	17,621	-
J591	Motion picture, video and television programme activities	109	42,419	2,500
J592	Sound recording and music publishing activities	12	34,336	-
J601	Radio broadcasting	290	30,245	1,253
J602	Television programming and broadcasting activities	54	313,199	-
J611	Wired telecommunications activities	20	427,136	-
J612	Wireless telecommunications activities	14	23,550	19,692
J613	Satellite telecommunications activities	207	110,277	88,568
J619	Other telecommunications activities	652	6,287	130
J620	Computer programming, consultancy and related activities	306	311,721	-
J631	Data processing, hosting and related activities; web portals	27	2,300	-
J639	Other information service activities	4	7	-

Continued

TABLE 10b - - *Concluded*

2009 PSIC Code	Industry Description	Book Value of Intangible Assets as of 31 December			
		Computer Software and Databases	Entertainment, Literary and Artistic Originals	Research and Development	Other Intangible Assets
		(4)	(5)	(6)	(7)
J	Information and Communication	806,869	393,481	6,496	110
J581	Publishing of books, periodicals and other publishing activities	30	17,591	-	-
J591	Motion picture, video and television programme activities	5,916	34,002	-	-
J592	Sound recording and music publishing activities	34,217	119	-	-
J601	Radio broadcasting	422	28,570	-	-
J602	Television programming and broadcasting activities	-	313,199	-	-
J611	Wired telecommunications activities	427,136	-	-	-
J612	Wireless telecommunications activities	3,858	-	-	-
J613	Satellite telecommunications activities	21,709	-	-	-
J619	Other telecommunications activities	4,655	-	1,493	9
J620	Computer programming, consultancy and related activities	306,617	-	5,003	101
J631	Data processing, hosting and related activities; web portals	2,300	-	-	-
J639	Other information service activities	7	-	-	-

TABLE 11b Number of Establishments and Value of Inventories for Information and Communication Establishments with Total Employment of Less than 20 by Industry Group: Philippines, 2017

*(Values are in thousand pesos, except for number of establishments.
Details may not add-up to total due to rounding and/or statistical disclosure control.)*

2009 PSIC Code	Industry Description	Number of Establishments	Value of Inventories as of 1 January	
			Total	Materials and Supplies
		(1)	(2)	(3)
J	Information and Communication	1,829	2,026,258	1,468,481
J581	Publishing of books, periodicals and other publishing activities	134	90,027	45,536
J591	Motion picture, video and television programme activities	109	25,360	1,263
J592	Sound recording and music publishing activities	12	56	56
J601	Radio broadcasting	290	2,122	1,756
J602	Television programming and broadcasting activities	54	1,781	1,781
J611	Wired telecommunications activities	20	1,325,340	1,325,340
J612	Wireless telecommunications activities	14	223	223
J613	Satellite telecommunications activities	207	79,053	52,100
J619	Other telecommunications activities	652	40,279	8,180
J620	Computer programming, consultancy and related activities	306	311,116	31,739
J631	Data processing, hosting and related activities; web portals	27	150,849	455
J639	Other information service activities	4	52	52

Continued

TABLE 11b - - *Continued*

2009 PSIC Code	Industry Description	Value of Inventories as of 1 January			
		Fuels, Lubricants, Oils and Greases	Goods for Resale	Real Estate for Sale	Other Inventories
		(4)	(5)	(6)	(7)
J	Information and Communication	2,583	226,431	-	328,763
J581	Publishing of books, periodicals and other publishing activities	136	40,601	-	3,755
J591	Motion picture, video and television programme activities	10	9,862	-	14,225
J592	Sound recording and music publishing activities	-	-	-	-
J601	Radio broadcasting	366	-	-	-
J602	Television programming and broadcasting activities	-	-	-	-
J611	Wired telecommunications activities	-	-	-	-
J612	Wireless telecommunications activities	-	-	-	-
J613	Satellite telecommunications activities	1,374	25,542	-	36
J619	Other telecommunications activities	224	31,875	-	-
J620	Computer programming, consultancy and related activities	472	118,551	-	160,353
J631	Data processing, hosting and related activities; web portals	-	-	-	150,394
J639	Other information service activities	-	-	-	-

Continued

TABLE 11b - - *Continued*

2009 PSIC Code	Industry Description	Value of Inventories as of 31 December		
		Total	Materials and Supplies	Fuels, Lubricants, Oils and Greases
		(8)	(9)	(10)
J	Information and Communication	1,391,570	887,472	2,966
J581	Publishing of books, periodicals and other publishing activities	86,863	39,191	255
J591	Motion picture, video and television programme activities	23,483	1,470	12
J592	Sound recording and music publishing activities	122	122	-
J601	Radio broadcasting	1,923	1,911	12
J602	Television programming and broadcasting activities	108	108	-
J611	Wired telecommunications activities	777,036	777,036	-
J612	Wireless telecommunications activities	651	117	-
J613	Satellite telecommunications activities	64,945	44,130	1,917
J619	Other telecommunications activities	40,568	9,908	402
J620	Computer programming, consultancy and related activities	244,628	13,133	367
J631	Data processing, hosting and related activities; web portals	151,099	205	-
J639	Other information service activities	142	142	-

Continued

TABLE 11b - - *Concluded*

2009 PSIC Code	Industry Description	Value of Inventories as of 31 December		
		Goods for Resale	Real Estate for Sale	Other Inventories
		(11)	(12)	(13)
J	Information and Communication	171,667	-	329,464
J581	Publishing of books, periodicals and other publishing activities	44,208	-	3,209
J591	Motion picture, video and television programme activities	7,255	-	14,746
J592	Sound recording and music publishing activities	-	-	-
J601	Radio broadcasting	-	-	-
J602	Television programming and broadcasting activities	-	-	-
J611	Wired telecommunications activities	-	-	-
J612	Wireless telecommunications activities	535	-	-
J613	Satellite telecommunications activities	18,805	-	93
J619	Other telecommunications activities	30,090	-	168
J620	Computer programming, consultancy and related activities	70,774	-	160,353
J631	Data processing, hosting and related activities; web portals	-	-	150,894
J639	Other information service activities	-	-	-

TABLE 12b Number of Reporting Establishments and Nationality with Highest Capital Participation Rate as of 31 December for Information and Communication Establishments with Total Employment of Less than 20 by Industry Group: Philippines, 2017

(An establishment with equal capital participation rate may be reported several times)

2009 PSIC Code	Industry Description	Number of Establishments	Nationality with Highest Capital Participation Rate			
			Filipino	American	Australian	British
		(1)	(2)	(3)	(4)	(5)
J	Information and Communication	1,829	1,758	17	4	6
J581	Publishing of books, periodicals and other publishing activities	134	133	-	-	-
J591	Motion picture, video and television programme activities	109	106	2	-	-
J592	Sound recording and music publishing activities	12	11	-	-	-
J601	Radio broadcasting	290	290	-	-	-
J602	Television programming and broadcasting activities	54	53	-	-	1
J611	Wired telecommunications activities	20	20	-	-	-
J612	Wireless telecommunications activities	14	14	-	-	-
J613	Satellite telecommunications activities	207	206	-	-	-
J619	Other telecommunications activities	652	649	2	-	-
J620	Computer programming, consultancy and related activities	306	247	13	4	4
J631	Data processing, hosting and related activities; web portals	27	27	-	-	-
J639	Other information service activities	4	2	-	-	1

Continued

TABLE 12b - - Continued

2009 PSIC Code	Industry Description	Nationality with Highest Capital Participation Rate			
		Chinese	German	Japanese	Korean
		(6)	(7)	(8)	(9)
J	Information and Communication	4	1	15	2
J581	Publishing of books, periodicals and other publishing activities	-	-	-	-
J591	Motion picture, video and television programme activities	1	-	1	-
J592	Sound recording and music publishing activities	-	-	-	1
J601	Radio broadcasting	1	-	-	-
J602	Television programming and broadcasting activities	1	-	-	-
J611	Wired telecommunications activities	-	-	-	-
J612	Wireless telecommunications activities	-	-	-	-
J613	Satellite telecommunications activities	1	-	-	-
J619	Other telecommunications activities	-	-	1	-
J620	Computer programming, consultancy and related activities	-	1	13	1
J631	Data processing, hosting and related activities; web portals	-	-	-	-
J639	Other information service activities	-	-	-	-

Continued

TABLE 12b - - Concluded

2009 PSIC Code	Industry Description	Nationality with Highest Capital Participation Rate			
		Malaysian	Singaporean	Taiwanese	Other Nationalities
		(10)	(11)	(12)	(13)
J	Information and Communication	4	8	-	18
J581	Publishing of books, periodicals and other publishing activities	-	1	-	-
J591	Motion picture, video and television programme activities	-	-	-	-
J592	Sound recording and music publishing activities	-	-	-	-
J601	Radio broadcasting	-	-	-	-
J602	Television programming and broadcasting activities	-	-	-	-
J611	Wired telecommunications activities	-	-	-	-
J612	Wireless telecommunications activities	-	-	-	-
J613	Satellite telecommunications activities	-	1	-	-
J619	Other telecommunications activities	-	-	-	1
J620	Computer programming, consultancy and related activities	4	6	-	16
J631	Data processing, hosting and related activities; web portals	-	-	-	-
J639	Other information service activities	-	-	-	1

TABLE 13 Number of Reporting Establishments with E-Commerce Transactions for All Information and Communication Establishments by Industry Group: Philippines, 2017

2009 PSIC Code	Industry Description	Number of Establishments	Number of Establishments without E-Commerce Transactions	Number of Establishments with E-Commerce Transactions	
				Total	1-9%
		(1)	(2)	(3)	(4)
J	Information and Communication	1,829	1,814	15	5
J581	Publishing of books, periodicals and other publishing activities	134	129	5	2
J591	Motion picture, video and television programme activities	109	106	3	1
J592	Sound recording and music publishing activities	12	12	-	-
J601	Radio broadcasting	290	289	1	1
J602	Television programming and broadcasting activities	54	54	-	-
J611	Wired telecommunications activities	20	20	-	-
J612	Wireless telecommunications activities	14	13	1	-
J613	Satellite telecommunications activities	207	207	-	-
J619	Other telecommunications activities	652	652	-	-
J620	Computer programming, consultancy and related activities	306	302	4	1
J631	Data processing, hosting and related activities; web portals	27	26	1	-
J639	Other information service activities	4	4	-	-

Continued

TABLE 13b - - *Concluded*

2009 PSIC Code	Industry Description	Number of Establishments with E-Commerce Transactions				
		10-19%	20-29%	30-39%	40-49%	50% and over
		(5)	(6)	(7)	(8)	(9)
J	Information and Communication	7	1	1	-	1
J581	Publishing of books, periodicals and other publishing activities	2	1	-	-	-
J591	Motion picture, video and television programme activities	2	-	-	-	-
J592	Sound recording and music publishing activities	-	-	-	-	-
J601	Radio broadcasting	-	-	-	-	-
J602	Television programming and broadcasting activities	-	-	-	-	-
J611	Wired telecommunications activities	-	-	-	-	-
J612	Wireless telecommunications activities	-	-	1	-	-
J613	Satellite telecommunications activities	-	-	-	-	-
J619	Other telecommunications activities	-	-	-	-	-
J620	Computer programming, consultancy and related activities	2	-	-	-	1
J631	Data processing, hosting and related activities; web portals	1	-	-	-	-
J639	Other information service activities	-	-	-	-	-

APPENDICES

Page 2	PLEASE ENTER ON THE APPROPRIATE SPACE OR BOX THE DATA REQUESTED.	2017 ASPBI F7
--------	--	---------------

GENERAL INSTRUCTIONS

⇒ Provide best estimates if exact figures are not available in your records. Indicate N.A. for items not applicable.

⇒ Refer to the relevant explanatory notes and definitions provided in specific items when providing responses for each item.

⇒ Include only Philippine-based activities, including imports and exports, of this establishment.

⇒ Mark (✓) only one box, unless instructed otherwise.

GENERAL INFORMATION ABOUT THIS ESTABLISHMENT

1. Business and Registered Name in 2017, Business Address, Company Website and Establishment Tax Identification Number (TIN)

A. Business Name: _____

B. Registered Name: _____

C. Business Address: _____

Do Not Fill (For PSA Use Only)					
PROV	MUN	BGY			

D. Company Website: _____

E. Establishment TIN: _____

2. Economic Activity or Business in 2017

⇒ Describe in detail the main and other activities of this establishment.

A. Main Activity *(Refers to the activity that contributes the biggest or major portion of the gross income or revenue of this establishment.)*

DO NOT FILL (For PSA Use Only)						
2009 PSIC						

A.1. Major products/goods produced or sold or type of service rendered
Specify: _____

A.2. For establishments engaged in Business Process Management (BPM), please specify the kind of BPM activity: _____

B. Secondary/Other Activities *(Refer to activities carried out by this establishment in addition to the main activity and in which the output, like that of the main activity, must be suitable for delivery outside this establishment.)*

DO NOT FILL (For PSA Use Only)						
2009 PSIC						

LN NO	
01	
02	
03	
04	

3. Year Started Operation

⇒ Indicate the year when this establishment started operation regardless of its location in the Philippines.

--	--	--	--

4. Legal Organization in 2017

⇒ Mark (✓) the box corresponding to the best description of this establishment.

1 <input type="checkbox"/> Single Proprietorship	5 <input type="checkbox"/> Non-stock, Non-profit Corporation
2 <input type="checkbox"/> Partnership	6 <input type="checkbox"/> Cooperative
3 <input type="checkbox"/> Government Corporation	7 <input type="checkbox"/> Others, specify: _____
4 <input type="checkbox"/> Stock Corporation	

5. Economic Organization in 2017

1 ☐ Single Establishment

2 ☐ Branch only

3 ☐ Establishment and main office
(both located in the same address
and with branches elsewhere)

4 ☐ Main Office only

⇒ Provide details of branches in Item 21

5 ☐ Ancillary unit other than Main Office

Ancillary unit is the unit that operates primarily or exclusively for a related establishment or group of related establishments or its parent establishment and provides services that supports those establishments.

ECN

[illegible]

PROV

PROV		MUN		BGY		

(1) Name _____ (4) Fax No. _____

(2) Title/Designation _____ (5) E-mail Address _____

(3) Tel. No. _____

⇒ Indicate the percent share of the stockholders by nationality.

Capital participation refers to the claims of foreign and/or local investors against capital/equity.

1 Filipino _____% 5 Chinese _____% 9 Malaysian _____%

2 American % 6 German % 10 Singaporean %

3 Australian _____% 7 Japanese _____% 11 Taiwanese _____%

4 British _____% 8 Korean _____% 12 Others, ***specify:*** _____%

Page 4	PLEASE ENTER ON THE APPROPRIATE SPACE OR BOX THE DATA REQUESTED.	2017 ASPBI F7
--------	--	---------------

EMPLOYMENT

7. Employment as of 15 November 2017

Paid employees are all full-time and part-time employees working in or for the establishment and receiving regular pay, as well as those working away from this establishment and paid by and under the control of this establishment.

INCLUDE:

- ✓ Employees on sick or maternity leave
- ✓ Employees on paid vacation or holiday
- ✓ Employees on strike
- ✓ Directors of corporations working for pay
- ✓ Executives/managers and other officers of the same category
- ✓ Working owners receiving regular pay
- ✓ Apprentices and learners receiving regular pay
- ✓ Persons hired only during peak seasons
- ✓ Any other employee receiving regular pay not reported above

EXCLUDE:

- * Directors paid solely for their attendance at meetings of Board of Directors
- * Consultants
- * Workers on indefinite leave
- * Working owners who do not receive regular pay
- * Homeworkers
- * Workers receiving commissions only
- * Other workers not in the payroll of this establishment

Unpaid workers are working owners who do not receive regular pay, apprentices and learners without regular pay, and persons working for at least 1/3 of the working time normal to this establishment without regular pay.

EXCLUDE: Silent or inactive business partners

Type of Employment	Male (1)	Female (2)	Total (3)	LN NO
a. Paid Employees				01
b. Unpaid Workers				02
c. Total (sum of a and b)				03

RESEARCH AND DEVELOPMENT (R&D) PERSONNEL

8. R&D Personnel as of 15 November 2017

Research and Development (R&D) refers to creative work undertaken as a systematic basis in order to increase the stock of knowledge, including knowledge of man, culture and society, and the use of this stock of knowledge to devise new applications.

R&D personnel are all persons employed directly on R&D as well as those providing direct services such as R&D managers, administrators and clerical staff. R&D personnel are classified into three categories: researchers, technicians and other personnel involved in R&D.

	Male (1)	Female (2)	Total (3)	LN NO
R&D Personnel				01

PRODUCTION/CONSTRUCTION WORKERS AND HOURS WORKED

9. Number of Production/Construction Workers as of 15 November 2017 (Not Applicable)

10. Total Hours Worked by Production/Construction Workers in 2017 (Not Applicable)

Continued on Page 5

2017 ASPBI F7	PLEASE ENTER ON THE APPROPRIATE SPACE OR BOX THE DATA REQUESTED.	Page 5
INCOME AND EXPENSE ACCOUNT		
11. Income in 2017		
TYPE OF INCOME	VALUE IN PESOS (Omit centavos)	LN NO
a. Income from service rendered (sum of 1 and 2) Specify: _____		01
1. Income from transactions within the country		02
2. Total income from transactions outside the country ⇒ Indicate the top five countries with the highest percentage share of income from transactions outside the country to total		03
a) _____ %		04
b) _____ %		05
c) _____ %		06
d) _____ %		07
e) _____ %		08
Total _____ %		09
b. Real estate sales (Real estate sales for land, residential and non-residential buildings, memorial lots and columbarium vaults.)		10
c. Commissions and fees earned		11
d. Income from renting and leasing services of real estate Properties (For real estate activities)		
e. Income from non-industrial service done for others (sum of 1 to 6)		12
1. Rent income from land		13
2. Rental income from building, warehouses and other structures		14
3. Rental income from machinery and transport equipment		15
4. Rental income from office equipment		16
5. Other rental income, specify: _____		17
6. Other non-industrial service done for others (sum of a and b) Specify:		18
a) _____		19
b) _____		20
f. Sale of goods (Income from goods sold in similar condition as purchased.)		21
g. Interest income (INCLUDE: Interest on finance leases; earnings on discounted bills; Interest from deposits in banks and other financial institutions; Interest/discounts on loans, deposit, financing, bonds, money market; etc.)		22
h. Dividend income		23
i. Royalty income (Income received for trademarks, copyrights and patents or secrecy.)		24
j. Franchise income (Income received for license to make, distribute or sell a product or service.)		25

Continued on Page 6

Page 6	PLEASE ENTER ON THE APPROPRIATE SPACE OR BOX THE DATA REQUESTED.	2017 ASPBI F7
--------	--	---------------

INCOME AND EXPENSE ACCOUNT (cont.)		
11. Income in 2017		
TYPE OF INCOME	VALUE IN PESOS (Omit centavos)	LN NO
k. Grants and donations (<i>INCLUDE: Donations from abroad</i>)		27
l. Other income (sum of 1 to 3)		28
1. Foreign exchange gains		29
2. Gain from sale of investment and marketable securities		30
3. Others (sum of a to c) Specify:		31
a) _____		32
b) _____		33
c) _____		34
m. Total Income (sum of a to l)		35
12. Subsidies Received from the Government in 2017		
Subsidies refer to special grants received from the government in the form of financial assistance or tax exemption or tax privilege to aid and develop an industry. INCLUDE: <ul style="list-style-type: none"> ✓ Price support and price discount ✓ Interest rate subsidy ✓ Import subsidies ✓ Direct subsidies on export ✓ Subsidies resulting from multiple exchange rate ✓ Subsidies to public corporations and quasi-corporations ✓ Subsidies on products used domestically ✓ Subsidies on payroll or workforce ✓ Subsidies to reduce pollution 	VALUE IN PESOS (Omit centavos)	LN NO
		01
13. Expense in 2017		
TYPE OF EXPENSE	VALUE IN PESOS (Omit centavos)	LN NO
a. Total Compensation (sum of 1 to 3)		01
1. Gross salaries and wages (Refers to payment in cash or in kind prior to any deductions for employee's contributions to SSS/GSIS, withholding tax, etc.)		02
2. Separation/retirement/terminal pay, gratuities, etc.		03
3. Total employers contribution to SSS/GSIS, ECC, etc. (<i>INCLUDE: Employer's contribution paid by this establishment to SSS/GSIS, Employees Compensation Commission (ECC), PhilHealth, PAG-IBIG, etc.</i>)		04
b. Materials and supplies (<i>INCLUDE: Office supplies; wrapping and packing materials; small tools and materials for repairs and maintenance; nondurable tools; working clothes; and other supplies.</i>)		05
c. Real estate sold (For real estate activities; sum of 1 and 2 less 3)		06
1. Real estate for sale inventories, beginning		07
2. Real estate purchased for sale		08
3. Real estate for sale inventories, ending		09
d. Fuels, lubricants, oils and greases		10

Continued on Page 7

2017 ASPBI F7	PLEASE ENTER ON THE APPROPRIATE SPACE OR BOX THE DATA REQUESTED.	Page 7
---------------	--	--------

INCOME AND EXPENSE ACCOUNT (cont.)		
13. Expense in 2017		
TYPE OF EXPENSE	VALUE IN PESOS (Omit centavos)	LN NO
e. Electricity		11
f. Water		12
g. Industrial service done by others (sum of 1 and 2)		13
1. Contract and commission work done by others		14
2. Repairs, maintenance and installation		15
h. Non-industrial service done by others (sum of 1 to 9)		16
1. Rent expense for land		17
2. Rental expense for buildings, warehouses and other structures		18
3. Rental expense for machinery and transport equipment		19
4. Rental expense for office equipment		20
5. Other rental expense, specify: _____		21
6. Communication expense		22
7. Insurance expense		23
8. Transport service expense (INCLUDE: Stevedoring, forwarding and freight charges.)		24
9. Other non-industrial service done by others (INCLUDE: Transportation and representation expense; bank charges; professional, business and other service fees; advertising and promotional expense; management fee; janitorial, security and messengerial service fee; etc.)		25
i. Cost of goods sold (sum of 1 and 2 less 3)		26
1. Goods for resale inventories, beginning		27
2. Goods purchased for resale (Acquisition cost of goods purchased for resale without transformation or processing.)		28
3. Goods for resale inventories, ending		29
j. Interest expense (Interest paid for loans obtained from banks and other financial institutions.)		30
k. Taxes on products and other taxes on production (sum of 1 and 2)		31
1. Taxes on products (Taxes paid on products by the producer or by the purchaser of the product. INCLUDE: Import tax, Excise tax, Value added tax, Sales tax, Gross receipts tax, etc.)		32
2. Other taxes on production (Taxes paid by the producer due to production. INCLUDE: Business licenses, Real estate tax, Road tax, Environmental tax, etc. EXCLUDE: Income tax)		33
l. Research and development (R&D) expense, specify: _____ (Amount spent on any systematic, scientific and creative work undertaken to increase the stock of knowledge and the use of this knowledge to create new or improved products, processes, services, and other applications. EXCLUDE: Market research, testing analysis for quality control, minor alterations to existing products, legal and administrative work in connection with patent applications; R&D capitalized.)		34

Continued on Page 8

Page 8	PLEASE ENTER ON THE APPROPRIATE SPACE OR BOX THE DATA REQUESTED.	2017 ASPBI F7
--------	--	---------------

INCOME AND EXPENSE ACCOUNT (cont.)		
13. Expense in 2017		
TYPE OF EXPENSE	VALUE IN PESOS (Omit centavos)	LN NO
m. Environmental protection expense (Amount spent for the prevention, reduction and elimination of pollution as well as any degradation of the environment such as environmental protection services like wastewater treatment, reforestation, etc.)		35
n. Royalty fee (Expense for trademarks, copyrights, patents or secrecy.)		36
o. Franchise fee (Expense made for license to make, distribute or sell a product or service.)		37
p. Payouts (Amount expended as prize in gambling and betting operations.)		38
q. Amortization		39
r. Depreciation		40
s. Other expense (sum of 1 to 5)		41
1. Foreign exchange losses		42
2. Charitable donations and grants		43
3. Bad and doubtful debts (Report net of bad debts recovered.)		44
4. Loss from sale of investment assets and marketable securities		45
5. Others (sum of a to c) Specify:		46
a) _____		47
b) _____		48
c) _____		49
t. Total Expense (sum of a to s)		50

E-COMMERCE	PERCENT TO TOTAL INCOME	LN NO
14. Sales from E-Commerce Transactions in 2016 <i>E-Commerce refers to the selling of products or services over electronic systems such as the Internet Protocol-based networks and other computer networks, Electronic Data Interchange (EDI) network, or other on-line system.</i> EXCLUDE: Orders received via telephone, facsimile or e-mails	_____ %	01

2017 ASPBI F7	PLEASE ENTER ON THE APPROPRIATE SPACE OR BOX THE DATA REQUESTED.	Page 9
---------------	--	--------

CAPITAL EXPENDITURES AND BOOK VALUE OF TANGIBLE FIXED ASSETS, INCLUDING LOSSES AND DAMAGES

15. Capital Expenditures, Sale and Book Value of Tangible Fixed Assets, Including Losses and Damages in 2017

Tangible Fixed Assets refer to physical assets (tangible) acquired and for use of this establishment and expected to have a productive life of more than one year. These include land; buildings, other structures and land improvements; transport equipment; machinery and equipment; sub-soil assets; and other fixed assets.

INCLUDE:

- ✓ Tangible fixed assets received from other establishments belonging to the same enterprise as this establishment should be valued as though purchased.
- ✓ Delivery charges and installation cost, taxes and other necessary fees (import duties, registration fees, etc.).

EXCLUDE:

- * Financing cost

Capital expenditures for tangible fixed assets refer to the full value of fixed assets acquired in 2017 whether or not full payments have been made.

Sale of tangible fixed assets refer to the actual amount received/realized (**not** book value) from the sale of fixed assets during the year including the value of fixed assets transferred to other establishments of the same enterprise.

Losses and damages refer to the decrease in the book value of tangible fixed assets due to theft, major catastrophe, and other accidental destructions.

Book value refers to the initial or acquisition cost of tangible fixed assets less accumulated depreciation charges. Also include in Book Value as of 31 December the capital expenditures for the corresponding tangible fixed assets.

TYPE OF TANGIBLE FIXED ASSETS	VALUE IN PESOS (Omit centavos)					
	CAPITAL EXPENDITURES FOR TANGIBLE FIXED ASSETS		SALE OF TANGIBLE FIXED ASSETS	LOSSES AND DAMAGES	BOOK VALUE AS OF 31 DECEMBER 2017	LN NO
	TOTAL	PERCENT Directly Imported				
	(1)	(2)	(3)	(4)	(5)	
a. Land						01
b. Buildings, other structures and land improvements (<i>INCLUDE: Leasehold improvement; major repair; renovations and additions.</i>)						02
c. Transport equipment (<i>INCLUDE: Aircrafts; ships/vessels; trains; buses; cars; trucks; and other transport equipment.</i>)						03
d. Machinery and equipment (sum of 1 to 4)						04
1. ICT machinery and equipment (<i>INCLUDE: Computer and peripherals; telecommunications equipment and apparatus.</i>)						05
2. Specialized industrial machineries (<i>INCLUDE: Hospital equipment; aircraft launching gear; aircraft carrier catapults; bookbinding machinery and others.</i>)						06
3. General industrial machinery and equipment (<i>INCLUDE: Air-conditioning and refrigeration equipment; pumps and compressor; power generating equipment; electronic machinery and equipment other than telecommunications.</i>)						07
4. Other machinery and equipment (<i>INCLUDE: Amusement park equipment; professional and scientific and controlling instruments; photographic equipment and optical goods and others.</i>)						08
e. Valuables (<i>INCLUDE: Precious stones and metals; paintings; sculptures; antiques; etc.</i>)						09
f. Other tangible fixed assets (<i>INCLUDE: Furniture and fixtures and other fixed asset not specified above.</i>)						10
g. Total (sum of a to f)						11

Continued on Page 10

Page 10	PLEASE ENTER ON THE APPROPRIATE SPACE OR BOX THE DATA REQUESTED.	2017 ASPBI F7
---------	--	---------------

CAPITAL EXPENDITURES FOR ALL TANGIBLE FIXED ASSETS BY MODE OF ACQUISITION

16. Capital Expenditures for All Tangible Fixed Assets by Mode of Acquisition in 2017

⇒ Report the full value of all tangible fixed assets **acquired in 2017** by mode of acquisition. Total in this item should be equal to the **Total** reported in Item 15 column 1.

New tangible fixed assets refer to brand new tangible fixed assets acquired during the year, including directly/newly imported tangible fixed assets. **Directly/newly imported tangible fixed assets** are considered new whether or not they were used before they were imported.

Major alterations and improvements on tangible fixed assets are done to increase the performance or capacity of existing tangible fixed assets or to significantly extend their expected service lives.

Used tangible fixed assets refer to those that have been previously used within the country.

Tangible fixed assets produced on own account refer to the physical assets produced by the establishment for its own use. It should be valued as the cost of all work put in place including overhead cost.

MODE OF ACQUISITION	VALUE IN PESOS (Omit centavos)	LN NO
a. New tangible fixed assets		01
b. Major alteration and improvements on tangible fixed assets		02
c. Land and used tangible fixed assets		03
d. Tangible fixed assets produced on own account		04
e. Total (sum of a to d)		05

CAPITAL EXPENDITURES AND BOOK VALUE FOR INTANGIBLE ASSETS

17. Capital Expenditures and Book Value for Intangible Assets in 2017

⇒ Report the full value of all intangible fixed assets **acquired in 2017** and **book value as of 31 December 2017**.

TYPE OF INTANGIBLE ASSETS	VALUE IN PESOS (Omit centavos)		LN NO
	CAPITAL EXPENDITURES (1)	BOOK VALUE AS OF 31 DECEMBER 2017 (2)	
a. Intangible non-produced assets (INCLUDE: Purchased goodwill, patents, trademarks, franchises, licenses, processes, and copyrights, leases and other transferable contract.)			01
b. Computer software and databases (INCLUDE: Computer programs, systems and applications software purchased, computer software developed in-house, computer databases purchased, and computer databases developed in-house.)			02
c. Entertainment, literary and artistic originals (INCLUDE: Original films, sound recordings, manuscripts, tapes, models, etc., on which drama performances, radio and television programming, musical performances, sporting events, literary and artistic output, etc., are recorded.)			03
d. Research and development			04
e. Other intangible assets			05
f. Total (sum of a to e)			06

Continued on Page 11

2017 ASPBI F7	PLEASE ENTER ON THE APPROPRIATE SPACE OR BOX THE DATA REQUESTED.	Page 11
---------------	--	---------

TOTAL ASSETS	VALUE IN PESOS (Omit centavos)	LN NO
18. Total Assets as of 31 December 2017 ⇒ Report the total assets of this establishment as of 31 December 2017. <i>Total assets are resources including land owned and/or controlled by the establishment as a result of past transactions and events from which future economic benefits are expected to flow to the establishment.</i>		01

CAPACITY UTILIZATION
19. Average Capacity Utilization Rate of this Establishment in 2017 (Not Applicable)

INVENTORIES
20. Inventories in 2017 <div style="border: 1px solid black; padding: 5px; margin-top: 10px;"> <i>Inventories refer to stocks of goods owned by or under the control of the establishment as of a fixed date, regardless of where the stocks are located.</i> <i>Stocks of raw materials, fuels and supplies should be valued at current replacement cost in purchaser prices at the indicated dates. Finished products, work-in-progress and goods for resale should be valued at producer prices.</i> <i>Replacement cost is the cost of an item in terms of its present price rather than its original price.</i> </div>

TYPE OF INVENTORIES	VALUE IN PESOS (Omit centavos)		LN NO
	As of 1 January 2017 (1)	As of 31 December 2017 (2)	
a. Materials and supplies			01
b. Fuels, lubricants, oils and greases			02
c. Goods for resale			03
d. Real estate for sale			04
e. Others, <i>specify:</i> _____			05
f. Total (sum of a to e)			06

21. Branches, Divisions, Plants Owned or Controlled (for Main Office)
⇒ List name, address, main economic activity, total employment as of 15 November 2017 and year started operation of branches, divisions, plants, or other establishments that this establishment owns or controls.

NAME OF BRANCH/DIVISION/ PLANT	ADDRESS (1)	MAIN ECONOMIC ACTIVITY (2)	TOTAL EMPLOY- MENT as of 15 November 2017 (3)	YEAR STARTED OPERA- TION (4)	Do Not Fill (For PSA Use Only) PROV/MUN/BGY ECN (5)
1					
2					
3					

⇒ Please use additional sheets, if necessary.

Page 12	PLEASE ENTER ON THE APPROPRIATE SPACE OR BOX THE DATA REQUESTED.	2017 ASPBI F7
---------	--	---------------

22. Remarks**23. Certification**

I hereby certify that this report for the period _____ to _____ has been completed as accurately as the records of this establishment allow with the best estimates in some instances.

Name _____ Signature _____

Title/Designation _____ Date _____

24. Contact Person

Person to be contacted for queries regarding this form:

Name _____ Address _____

Title/Designation _____

Tel. No. _____ Fax. No. _____ E-mail Address _____

THANK YOU FOR ACCOMPLISHING THIS FORM!

25. Processing Information: Do Not Fill (For PSA Use Only)

Activity	Name	Signature	Number of Items with Errors	Date
Field Office:				
Distributed by				/ /
Collected by				/ /
Field Edited by				/ /
Manually Processed by				/ /
Machine Processed by				/ /
Central Office:				
Validated by				/ /
				/ /

2017 ASPBI Sampling Rate by Section, Industry Sub-class and Employment Stratum

Section Industry-Sub class	Sampling Rate by Employment Stratum				
	1-9	10-19	20-49	50-99	100 & OVER
A - Agriculture, Forestry, and Fishing	10%	15%	25%	50%	100%
B - Mining and Quarrying	100%	100%	100%	100%	100%
C - Manufacturing					
C19200 - Manufacture of refined petroleum products	100%	100%	100%	100%	100%
C19900 - Manufacture of other fuel products	100%	100%	100%	100%	100%
C23940 - Manufacture of cement	100%	100%	100%	100%	100%
C26110 - Manufacture of electronic valves and tubes	100%	100%	100%	100%	100%
C26120 - Manufacture of semi-conductor devices and other electronic components	100%	100%	100%	100%	100%
C26200 - Manufacture of computers and peripheral equipment and accessories	100%	100%	100%	100%	100%
C26300 - Manufacture of communication equipment	100%	100%	100%	100%	100%
C26400 - Manufacture of consumer electronics	100%	100%	100%	100%	100%
C26800 - Manufacture of magnetic and optical media	100%	100%	100%	100%	100%
Other Industry	10%	15%	25%	50%	100%
D - Electricity, Gas, Steam, and Air Conditioning Supply	100%	100%	100%	100%	100%
E - Water Supply; Sewerage, Waste Management and Remediation Activities	10%	15%	25%	50%	100%
F - Construction	10%	15%	25%	50%	100%
G - Wholesale and Retail Trade; Repair of Motor Vehicles and Motorcycles					
G46510 - Wholesale of computers, computer peripheral equipment and software	100%	100%	100%	100%	100%
G46521 - Wholesale of electronic valves and tubes	100%	100%	100%	100%	100%
G46522 - Wholesale of semi-conductor devices	100%	100%	100%	100%	100%
G46523 - Wholesale of micro-chips and integrated circuits	100%	100%	100%	100%	100%
G46524 - Wholesale of printed circuits	100%	100%	100%	100%	100%
G46526 - Wholesale of telephone and communications equipment including parts and accessories	100%	100%	100%	100%	100%
G46527 - Wholesale of blank audio and video tapes and diskettes, magnetic and optical disks (cds, dvds)	100%	100%	100%	100%	100%
Other Industry	10%	15%	25%	50%	100%
H - Transport and Storage	10%	15%	25%	50%	100%
I - Accommodation and Food Service Activities	10%	15%	25%	50%	100%
J - Information and Communication	100%	100%	100%	100%	100%
K - Financial and Insurance Activities					
K64200 - Activities of holding companies	100%	100%	100%	100%	100%
Other Industry	10%	15%	25%	50%	100%

Continued

2017 ASPBI Sampling Rate by Section, Industry Sub-class and Employment Stratum

Section Industry-Sub class	Sampling Rate by Employment Stratum				
	1-9	10-19	20-49	50-99	100 & OVER
L - Real Estate Activities	10%	15%	25%	50%	100%
M - Professional, Scientific and Technical Activities	10%	15%	25%	50%	100%
N - Administrative and Support Service Activities					
N78103 - On-line employment placement agencies	100%	100%	100%	100%	100%
N82211 - Customer relationship management activities	100%	100%	100%	100%	100%
N82212 - Sales and marketing (including telemarketing) activities	100%	100%	100%	100%	100%
N82219 - Other call centers activities (voice), n.e.c.	100%	100%	100%	100%	100%
N82221 - Finance and accounting activities	100%	100%	100%	100%	100%
N82222 - Human resources and training activities	100%	100%	100%	100%	100%
N82223 - Administrative support activities	100%	100%	100%	100%	100%
N82224 - Document processes activities	100%	100%	100%	100%	100%
N82225 - Payroll maintenance and other transaction processing activities	100%	100%	100%	100%	100%
N82226 - Medical transcription activities	100%	100%	100%	100%	100%
N82227 - Legal services activities	100%	100%	100%	100%	100%
N82228 - Supply chain management activities	100%	100%	100%	100%	100%
N82229 - Other back office operations activities, n.e.c.	100%	100%	100%	100%	100%
N82291 - Engineering outsourcing activities	100%	100%	100%	100%	100%
N82292 - Product development activities	100%	100%	100%	100%	100%
N82293 - Publishing outsourcing activities	100%	100%	100%	100%	100%
N82294 - Research and analysis activities	100%	100%	100%	100%	100%
N82295 - Intellectual property research and documentation activities	100%	100%	100%	100%	100%
N82296 - Security outsourcing activities	100%	100%	100%	100%	100%
N82299 - Other non-voice related activities, n.e.c.	100%	100%	100%	100%	100%
Other Industry	10%	15%	25%	50%	100%
P - Education	10%	15%	25%	50%	100%
Q - Human Health and Social Work Activities	10%	15%	25%	50%	100%
R - Arts, Entertainment, and Recreation	10%	15%	25%	50%	100%
S - Other Service Activities					
S95110 - Repair of computers and peripheral equipment	100%	100%	100%	100%	100%
S95120 - Repair of communications equipment	100%	100%	100%	100%	100%
S95210 - Repair of consumer electronics	100%	100%	100%	100%	100%
Other Industry	10%	15%	25%	50%	100%

For Inquiries:

PHILIPPINE STATISTICS AUTHORITY

PSA Complex, East Avenue, Diliman, Quezon City, Philippines 1101

Tel. No. +63(2) 84626600 loc. 820 • Telefax No. +63(2) 84626600 loc. 839

E-mail address: info@psa.gov.ph • kmcd.staff@psa.gov.ph



Visit us on
www.psa.gov.ph



Like us on Facebook
[/PhilippineStatisticsAuthority](https://www.facebook.com/PhilippineStatisticsAuthority)



Follow us on Twitter
[@PSAgovph](https://twitter.com/PSAgovph)