



ISSN-1908-0425

REPUBLIC OF THE PHILIPPINES

PHILIPPINE STATISTICS AUTHORITY

2017 Annual Survey of Philippine Business and Industry

Volume XIV

Administrative and Support Service Activities



2017 ANNUAL SURVEY OF PHILIPPINE BUSINESS AND INDUSTRY

ADMINISTRATIVE AND SUPPORT SERVICE ACTIVITIES



REPUBLIC OF THE PHILIPPINES

PHILIPPINE STATISTICS AUTHORITY



REPUBLIC OF THE PHILIPPINES

PRESIDENT RODRIGO ROA DUTERTE



REPUBLIC OF THE PHILIPPINES
PHILIPPINE STATISTICS AUTHORITY

DENNIS S. MAPA, Ph.D.
Undersecretary
National Statistician and Civil Registrar General

Copyright © 2019 by Philippine Statistics Authority
PSA CVEA Building, East Avenue, Diliman,
Quezon City, Philippines

FOREWORD

This volume contains the final results of the **2017 Annual Survey of Philippine Business and Industry (ASPBI)** for Administrative and Support Service Activities. The 2017 ASPBI was conducted nationwide by the Philippine Statistics Authority (PSA) in 2018 with 2017 as reference period for all data items, except for employment which was based on the existing number as of 15 November 2017.

Statistics presented are the number of establishments, employment, compensation, income, expense, tangible fixed assets, intangible assets, inventories, value added, and e-commerce transactions which are at the national and regional levels and disaggregated by employment size and industry.

Information contained in this report is useful to both the government and to the private sectors in the formulation and implementation of economic plans and programs.

The PSA acknowledges, with sincere appreciation, the cooperation of the responding establishments.



DENNIS S. MAPA, Ph.D.

Undersecretary

National Statistician and Civil Registrar General

Quezon City, Philippines
March 2020

TABLE OF CONTENTS

FOREWORD	iii
TABLE OF CONTENTS	v
EXPLANATORY TEXT	xv
INTRODUCTION	xv
USES OF SURVEY DATA	xvi
ASPBI SLOGAN AND LOGO	xvi
LEGAL AUTHORITY	xvi
REFERENCE PERIOD	xviii
SCOPE AND COVERAGE	xviii
UNIT OF ENUMERATION	xx
CLASSIFICATION OF ESTABLISHMENTS	xxi
FRAME OF ESTABLISHMENTS	xxv
SAMPLING DESIGN	xxvi
Sampling Units	xxvi
Sampling Domains	xxviii
Geographic Domain	xxviii
Industry Domain	xxix
Employment Stratum	xxx
Sample Size	xxxix
Sample Allocation for Non-Certainty Samples	xxxiv
Sample Selection	xxxv
Estimation Procedure	xxxv
QUESTIONNAIRE DESIGN	xxxix
SURVEY OPERATIONS	xli
Preparatory Activities	xli
Training	xlii
Field Operations	xliii
Data Processing	xliii
Tabulation	xlvi
Dissemination	xlvi
RESPONSE RATE	xlvi
CONCEPTS AND DEFINITIONS	xlix
KINDS OF ESTABLISHMENTS	liii
SYMBOLS AND ABBREVIATIONS USED IN STATISTICAL TABLES	lvi
INDUSTRY DESCRIPTION	lix

BRIEF ANALYSIS Ixiii

FIGURE 1	Percentage Distribution of Administrative and Support Service Establishments by Industry Group: Philippines, 2017	Ixiii
FIGURE 2	Distribution of Employment for All Administrative and Support Service Establishments by Industry Group: Philippines, 2017	Ixiv
FIGURE 3	Average Annual Compensation of Paid Workers for the Top Five Industries of All Administrative and Support Service Establishments by Industry Group: Philippines, 2017	Ixv
FIGURE 4	Income and Expense of the Top Five Industries for All Administrative and Support Service Establishments by Industry Group: Philippines, 2017	Ixvi
TABLE A	Selected Indicators for All Administrative and Support Service Establishments by Industry Group: Philippines, 2017	Ixvii

STATISTICAL TABLES FOR ALL EMPLOYMENT SIZES

TABLE 1	Summary Statistics for All Administrative and Support Service Activities Establishments by Industry Group: Philippines, 2017	3
TABLE 2	Number of Establishments and Employment by Type and Sex for All Administrative and Support Service Activities Establishments by Industry Group: Philippines, 2017	5
TABLE 2.1	Number of Establishments and Research and Development (R&D) Personnel by Sex for All Administrative and Support Service Activities Establishments by Industry Group: Philippines, 2017	6
TABLE 3	Number of Establishments and Compensation by Type for All Administrative and Support Service Activities Establishments by Industry Group: Philippines, 2017	7
TABLE 4	Number of Establishments and Income by Type for All Administrative and Support Service Activities Establishments by Industry Group: Philippines, 2017	8
TABLE 4.1	Number of Establishments and Income from Service Rendered by Type of Transaction for All Administrative and Support Service Activities Establishments by Industry Group: Philippines, 2017	10
TABLE 4.2	Number of Establishments and Countries with the Highest Percentage of Income from Transactions Outside the Country for All Administrative and Support Service Activities Establishments by Industry Group: Philippines, 2017	11

Table of Contents - *Continued*

TABLE 4.3	Number of Establishments and Income from Non-Industrial Service Done for Others by Type for All Administrative and Support Service Activities Establishments by Industry Group: Philippines, 2017	13
TABLE 4.4	Number of Establishments and Other Income for All Administrative and Support Service Activities Establishments by Industry Group: Philippines, 2017	15
TABLE 5	Number of Establishments and Expense by Type for All Administrative and Support Service Activities Establishments by Industry Group: Philippines, 2017	16
TABLE 5.1	Number of Establishments and Cost Real Estate Sold by Type for All Administrative and Support Service Activities Establishments by Industry Group: Philippines, 2017	-
TABLE 5.2	Number of Establishments and Expense for Industrial Services Done by Others by Type for Administrative and Support Service Activities Establishment for All Employment Sizes by Industry Group: Philippines, 2017	20
TABLE 5.3	Number of Establishments and Expense for Non-Industrial Services Done by Others by Type for All Administrative and Support Activities Establishments by Industry Group: Philippines, 2017	21
TABLE 5.4	Number of Establishments and Cost of Goods Sold for All Administrative and Support Service Activities Establishments by Industry Group: Philippines, 2017	23
TABLE 5.5	Number of Establishments and Taxes by Type for All Administrative and Support Service Activities Establishments by Industry Group: Philippines, 2017	24
TABLE 5.6	Number of Establishments and Other Expense by Type for All Administrative and Support Service Activities Establishments by Industry Group: Philippines, 2017	25
TABLE 6	Number of Establishments and Capital Expenditures by Type of Tangible Fixed Assets for All Administrative and Support Service Activities Establishments by Industry Group: Philippines, 2017	26
TABLE 6.1	Number of Establishments and Capital Expenditures for Directly Imported Tangible Fixed Assets for All Administrative and Support Service Activities Establishments by Industry Group: Philippines, 2017	28
TABLE 6.2	Number of Establishments and Capital Expenditures for Tangible Fixed Assets by Mode of Acquisition for All Administrative and Support Service Activities Establishments by Industry Group: Philippines, 2017	30

TABLE 7	Number of Establishments and Capital Expenditures for Intangible Assets by Type for All Administrative and Support Service Activities Establishments by Industry Group: Philippines, 2017	31
TABLE 8	Number of Establishments and Gross Additions to Tangible Fixed Assets for All Administrative and Support Service Activities Establishments by Industry Group: Philippines, 2017	32
TABLE 8.1	Number of Establishments and Sale of Tangible Fixed Assets by Type for All Administrative and Support Service Activities Establishments by Industry Group: Philippines, 2017	33
TABLE 8.2	Number of Establishments and Losses and Damages to Tangible Fixed Assets by Type for All Administrative and Support Service Activities Establishments by Industry Group: Philippines, 2017	35
TABLE 9	Number of Establishments and Book Value by Type of Tangible Fixed Assets for All Administrative and Support Service Activities Establishments by Industry Group: Philippines, 2017	37
TABLE 10	Number of Establishments and Book Value of Intangible Assets by Type for All Administrative and Support Service Activities Establishments by Industry Group: Philippines, 2017.....	39
TABLE 11	Number of Establishments and Value of Inventories for All Administrative and Support Service Activities Establishments by Industry Group: Philippines, 2017	40
TABLE 12	Number of Reporting Establishments and Nationality with Highest Capital Participation Rate as of 31 December for All Administrative and Support Service Activities Establishments by Industry Group: Philippines, 2017	42
TABLE 13	Number of Establishments and Research and Development (R&D) Personnel by Sex, Expense and Intangible Assets for All Administrative and Support Service Activities Establishments by Industry Group: Philippines, 2017	44
TABLE 14	Number of Reporting with E-Commerce Transaction for All Administrative and Support Services Activities Establishment by Industry Group: Philippines, 2017	45

**STATISTICAL TABLES FOR ESTABLISHMENTS WITH TOTAL
EMPLOYMENT OF 20 AND OVER**

TABLE 1a	Summary Statistics for Administrative and Support Service Activities Establishments with Total Employment of 20 and Over by Region and Industry Group: Philippines, 2017	49
----------	--	----

Table of Contents - *Continued*

TABLE 2a	Number of Establishments and Employment by Type and Sex for Administrative and Support Service Activities Establishments with Total Employment of 20 and Over by Region and Industry Group: Philippines, 2017	57
TABLE 2a.1	Number of Establishments and Research and Development (R&D) Personnel by Sex for Administrative and Support Service Activities Establishments with Total Employment of 20 and Over by Region and Industry Group: Philippines, 2017	61
TABLE 3a	Number of Establishments and Compensation by Type for Administrative and Support Service Activities Establishments with Total Employment of 20 and Over by Region and Industry Group: Philippines, 2017	65
TABLE 4a	Number of Establishments and Income by Type for Administrative and Support Service Activities Establishments with Total Employment of 20 and Over by Region and Industry Group: Philippines, 2017	69
TABLE 4a.1	Number of Establishments and Income from Service Rendered by Type of Transaction for Administrative and Support Service Activities Establishments with Total Employment of 20 and Over by Region and Industry Group: Philippines, 2017	77
TABLE 4a.2	Number of Establishments and Countries with the Highest Percentage of Income from Transactions Outside the Country for Administrative and Support Service Activities Establishments with Total Employment of 20 and Over by Region and Industry Group: Philippines, 2017	81
TABLE 4a.3	Number of Establishments and Income from Non-Industrial Service Done for Others by Type for Administrative and Support Service Activities Establishments with Total Employment of 20 and Over by Region and Industry Group: Philippines, 2017	89
TABLE 4a.4	Number of Establishments and Other Income for Administrative and Support Service Activities Establishments with Total Employment of 20 and Over by Region and Industry Group: Philippines, 2017	97
TABLE 5a	Number of Establishments and Expense by Type for Administrative and Support Service Activities Establishments with Total Employment of 20 and Over by Region and Industry Group: Philippines, 2017	101
TABLE 5a.1	Number of Establishments and Cost Real Estate Sold by Type for Administrative and Support Service Activities Establishments with Total Employment of 20 and Over by Region and Industry Group: Philippines, 2017	-

TABLE 5a.2	Number of Establishments and Expense for Industrial Services Done by Others by Type for Administrative and Support Service Activities Establishments with Total Employment of 20 and Over by Region and Industry Group: Philippines, 2017	117
TABLE 5a.3	Number of Establishments and Expense for Non-Industrial Services Done by Others by Type for Administrative and Support Service Activities Establishments with Total Employment of 20 and Over by Region and Industry Group: Philippines, 2017	121
TABLE 5a.4	Number of Establishments and Cost of Goods Sold for Administrative and Support Service Activities Establishments with Total Employment of 20 and Over by Region and Industry Group: Philippines, 2017	129
TABLE 5a.5	Number of Establishments and Taxes by Type for Administrative and Support Service Activities Establishments with Total Employment of 20 and Over by Region and Industry Group: Philippines, 2017	133
TABLE 5a.6	Number of Establishments and Other Expense by Type for Administrative and Support Service Activities Establishments with Total Employment of 20 and Over by Region and Industry Group: Philippines, 2017	137
TABLE 6a	Number of Establishments and Capital Expenditures by Type of Tangible Fixed Assets for Administrative and Support Service Activities Establishments with Total Employment of 20 and Over by Region and Industry Group: Philippines, 2017	141
TABLE 6a.1	Number of Establishments and Capital Expenditures for Directly Imported Tangible Fixed Assets for Administrative and Support Service Activities Establishments with Total Employment of 20 and Over by Region and Industry Group: Philippines, 2017	149
TABLE 6a.2	Number of Establishments and Capital Expenditures for Tangible Fixed Assets by Mode of Acquisition for Administrative and Support Service Activities Establishments with Total Employment of 20 and Over by Region and Industry Group: Philippines, 2017 ..	157
TABLE 7a	Number of Establishments and Capital Expenditures for Intangible Assets by Type for Administrative and Support Service Activities Establishments with Total Employment of 20 and Over by Region and Industry Group: Philippines, 2017	161
TABLE 8a	Number of Establishments and Gross Additions to Tangible Fixed Assets for Administrative and Support Service Activities Establishments with Total Employment of 20 and Over by Region and Industry Group: Philippines, 2017	165

TABLE 8a.1	Number of Establishments and Sale of Tangible Fixed Assets by Type for Administrative and Support Service Activities Establishments with Total Employment of 20 and Over by Region and Industry Group: Philippines, 2017	169
TABLE 8a.2	Number of Establishments and Losses and Damages to Tangible Fixed Assets by Type for Administrative and Support Service Activities Establishments with Total Employment of 20 and Over by Region and Industry Group: Philippines, 2017	177
TABLE 9a	Number of Establishments and Book Value by Type of Tangible Fixed Assets for Administrative and Support Service Activities Establishments with Total Employment of 20 and Over by Region and Industry Group: Philippines, 2017	185
TABLE 10a	Number of Establishments and Book Value of Intangible Assets by Type for Administrative and Support Service Activities Establishments with Total Employment of 20 and Over by Region and Industry Group: Philippines, 2017	193
TABLE 11a	Number of Establishments and Value of Inventories for Administrative and Support Service Activities Establishments with Total Employment of 20 and Over by Region and Industry Group: Philippines, 2017	197
TABLE 12a	Number of Reporting Establishments and Nationality with Highest Capital Participation Rate as of 31 December for Administrative and Support Service Activities Establishments with Total Employment of 20 and Over by Region and Industry Group: Philippines, 2017	205
TABLE 13a	Number of Establishments and Research and Development (R&D) Personnel by Sex, Expense and Intangible Assets for Administrative and Support Service Activities Establishments with Total Employment of 20 and Over by Region and Industry Sub-Class: Philippines, 2017.....	213
TABLE 14a	Number of Reporting with E-Commerce Transaction for Administrative and Support Service Activities Establishments with Total Employment of 20 and Over by Region and Industry Group: Philippines, 2017	221

**STATISTICAL TABLES FOR ESTABLISHMENTS WITH TOTAL
EMPLOYMENT OF LESS THAN 20**

TABLE 1b	Summary Statistics for Administrative and Support Service Activities Establishments with Total Employment of Less than 20 by Industry Group: Philippines, 2017	227
----------	--	-----

TABLE 2b	Number of Establishments and Employment by Type and Sex for Administrative and Support Service Activities Establishments with Total Employment of Less than 20 by Industry Group: Philippines, 2017	229
TABLE 2b.1	Number of Establishments and Research and Development (R&D) Personnel by Sex for Administrative and Support Service Activities Establishments with Total Employment of Less than 20 by Industry Group: Philippines, 2017	230
TABLE 3b	Number of Establishments and Compensation by Type for Administrative and Support Service Activities Establishments with Total Employment of Less than 20 by Industry Group: Philippines, 2017	231
TABLE 4b	Number of Establishments and Income by Type for Administrative and Support Service Activities Establishments with Total Employment of Less than 20 by Industry Group: Philippines, 2017	232
TABLE 4b.1	Number of Establishments and Income from Service Rendered by Type of Transaction for Administrative and Support Service Activities Establishments with Total Employment of 20 and Over by Region and Industry Group: Philippines, 2017	234
TABLE 4b.2	Number of Establishments and Countries with the Highest Percentage of Income from Transactions Outside the Country for Administrative and Support Service Activities Establishments with Total Employment of Less than 20 by Industry Group: Philippines, 2017	235
TABLE 4b.3	Number of Establishments and Income from Non-Industrial Service Done for Others by Type for Administrative and Support Service Activities Establishments with Total Employment of Less than 20 by Industry Group: Philippines, 2017	237
TABLE 4b.4	Number of Establishments and Other Income for Administrative and Support Service Activities Establishments with Total Employment of Less than 20 by Industry Group: Philippines, 2017	239
TABLE 5b	Number of Establishments and Expense by Type for Administrative and Support Service Activities Establishments with Total Employment of Less than 20 by Industry Group: Philippines, 2017	240
TABLE 5b.1	Number of Establishments and Cost Real Estate Sold by Type for Administrative and Support Service Activities Establishments with Total Employment of Less than 20 by Industry Group: Philippines, 2017	-

TABLE 5b.2	Number of Establishments and Expense for Industrial Services Done by Others by Type for Administrative and Support Service Activities Establishments with Total Employment of Less than 20 by Industry Group: Philippines, 2017	244
TABLE 5b.3	Number of Establishments and Expense for Non-Industrial Services Done by Others by Type for Administrative and Support Service Activities Establishments with Total Employment of Less than 20 by Industry Group: Philippines, 2017	245
TABLE 5b.4	Number of Establishments and Cost of Goods Sold for Administrative and Support Service Activities Establishments with Total Employment of Less than 20 by Industry Group: Philippines, 2017	247
TABLE 5b.5	Number of Establishments and Taxes by Type for Administrative and Support Service Activities Establishments with Total Employment of Less than 20 by Industry Group: Philippines, 2017	248
TABLE 5b.6	Number of Establishments and Other Expense by Type for Administrative and Support Service Activities Establishments with Total Employment of Less than 20 by Industry Group: Philippines, 2017	249
TABLE 6b	Number of Establishments and Capital Expenditures by Type of Tangible Fixed Assets for Administrative and Support Service Activities Establishments with Total Employment of Less than 20 by Industry Group: Philippines, 2017	250
TABLE 6b.1	Number of Establishments and Capital Expenditures for Directly Imported Tangible Fixed Assets for Administrative and Support Service Activities Establishments with Total Employment of Less than 20 by Industry Group: Philippines, 2017	252
TABLE 6b.2	Number of Establishments and Capital Expenditures for Tangible Fixed Assets by Mode of Acquisition for Administrative and Support Service Activities Establishments with Total Employment of Less than 20 by Industry Group: Philippines, 2017	253
TABLE 7b	Number of Establishments and Capital Expenditures for Intangible Assets by Type for Administrative and Support Service Activities Establishments with Total Employment of Less than 20 by Industry Group: Philippines, 2017	254
TABLE 8b	Number of Establishments and Gross Additions to Tangible Fixed Assets for Administrative and Support Service Activities Establishments with Total Employment of Less than 20 by Industry Group: Philippines, 2017	255

TABLE 8b.1	Number of Establishments and Sale of Tangible Fixed Assets by Type for Administrative and Support Service Activities Establishments with Total Employment of Less than 20 by Industry Group: Philippines, 2017	256
TABLE 8b.2	Number of Establishments and Losses and Damages to Tangible Fixed Assets by Type for Administrative and Support Service Activities Establishments with Total Employment of Less than 20 by Industry Group: Philippines, 2017	258
TABLE 9b	Number of Establishments and Book Value by Type of Tangible Fixed Assets for Administrative and Support Service Activities Establishments with Total Employment of Less than 20 by Industry Group: Philippines, 2017	260
TABLE 10b	Number of Establishments and Book Value of Intangible Assets by Type for Administrative and Support Service Activities Establishments with Total Employment of Less than 20 by Industry Group: Philippines, 2017	262
TABLE 11b	Number of Establishments and Value of Inventories for Administrative and Support Service Activities Establishments with Total Employment of Less than 20 by Industry Group: Philippines, 2017	263
TABLE 12b	Number of Reporting Establishments and Nationality with Highest Capital Participation Rate as of 31 December for Administrative and Support Service Activities Establishments with Total Employment of Less than 20 by Industry Group: Philippines, 2017	265
TABLE 13b	Number of Establishments and Research and Development (R&D) Personnel by Sex, Expense and Intangible Assets for Administrative and Support Service Activities Establishments with Total Employment of Less than 20 by Industry Sub-Class: Philippines, 2017	267
TABLE 14b	Number of Reporting with E-Commerce Transaction for Administrative and Support Service Activities Establishments with Total Employment of Less than 20 by Industry Group: Philippines, 2017	268

Appendices

Appendix 1	2017 Annual Survey of Philippine Business and Industry Questionnaire (ASPBI Form No. 7)	271
Appendix 2	2017 ASPBI Sampling Rate by Section, Industry Sub-class and Employment Stratum	283

EXPLANATORY TEXT

INTRODUCTION

The 2017 Annual Survey of Philippine Business and Industry (ASPBI) is one of the designated statistical activities of the Philippine Statistics Authority (PSA). It is a nationwide undertaking designed to collect and generate information on the levels, structure, and trends of economic activities of the formal sector in the entire country for the year 2017.

Specifically, the objectives of the 2017 ASPBI are the following:

- collect and generate detailed information on employment, income, expense, capital expenditures, and total assets of the establishments
- generate estimates for other economic indicators such as value added, labor productivity, average compensation, and other indicators necessary to evaluate the performance of industries at the national and regional levels
- generate micro, small, and medium establishments (MSME) data using total employment
- gather information for the improvement of the list of establishments

The 2017 ASPBI is the 46th of the series of annual surveys of establishments since the 1956 Survey of Manufactures and the 33rd of the series for the Administrative and Support Service Activities sector. It was undertaken in 2018 with the year 2017 as the reference period of data, except for employment which was as of 15 November 2017.

Data processing of the survey was decentralized, and an online system called the Establishment Data Management System (EDMS) was utilized to facilitate the processing of survey data.

This volume presents the final results of the 2017 ASPBI for all establishments, establishments with total employment of less than 20 and 20 and over. The unit of enumeration for this survey is the establishment. Statistical tables are presented at the national level disaggregate by industry group (3-digit PSIC). Data for one or two establishments in some industries are either suppressed or combined with other related industries to avoid disclosure of information as required by Section 27 of RA 10625 and Section 7 of RA 6713.

USES OF SURVEY DATA

The data collected from ASPBI serve as bases upon which the government and the private sector can formulate policies and economic development plans.

Specifically, the survey results are used in:

- constructing national and regional income accounts of the Philippine economy
- formulating development strategies and monitoring plans/policies in the attainment of national and regional goals
- determining and comparing regional economic structures and performance
- analyzing the performance and contribution of MSMEs to the total economy
- conducting market research and feasibility studies
- updating the frame of establishments

ASPBI SLOGAN AND LOGO

“Providing Statistics for a Globally Competitive Economy” is the slogan of all business and industry surveys and other surveys conducted by PSA.



The logo, which is a stylistic representation of the Filipino flag, capsulizes the objectives of the 2017 ASPBI.

The GOLDEN sun represents the vision of hope which reaches out like the sun's rays for the improvement of the quality of life of all Filipinos; the RED chart signifies the desired trend of the country's economic progress; the WHITE building denotes the business and industries that propel the growth of the economy; while the BLUE background symbolizes the cooperation between and among the data providers, data producers and data users.

LEGAL AUTHORITY

The conduct of the 2017 ASPBI is authorized under Republic Act (RA) 10625 known as the Philippine Statistical Act of 2013 - Reorganizing and strengthening of the Philippine Statistical System (PSS), its agencies and instrumentalities. It shall be the policy of the State to affect the

necessary and proper changes in the organizational and functional structures of the PSS to rationalize and promote efficiency and effectiveness in the delivery of statistical services.

Section 25 (Obligation to Provide Information) of the same law stipulated that all respondents, whether natural or legal persons, are required to provide truthful and complete information to all statistical inquiries or surveys conducted by the Philippine Statistics Authority (PSA).

Section 26 (Confidentiality of Information) states that data provided by respondents shall be considered privileged communication and as such shall be inadmissible as evidence in any proceeding.

“Individual data furnished by a respondent to statistical inquiries, surveys and censuses of the PSA shall be considered privileged communication and as such shall be inadmissible as evidence in any proceeding. The PSA may release aggregated information from statistical inquiries, surveys and censuses in the form of summaries or statistical tables in which no reference to an individual, corporation, association, partnership, institution or business enterprise shall appear...”

Section 27 specifies the penalties for any person who breach the confidentiality of information and for respondents who failed to provide truthful and complete information.

“Respondents of primary data collection activities such as censuses and sample surveys are obliged to give truthful and complete answers to statistical inquiries. The gathering, consolidation and analysis of such data shall likewise be done in the most truthful and credible manner.

To ensure compliance, any violation of this Act shall result in the imposition of the penalty of one (1) year imprisonment and a fine of One hundred thousand pesos (P100,000.00). In cases where the respondent fails to give truthful and complete answer to such statistical inquiries is a corporation, the above penalty shall be imposed against the responsible officer, director, manager and/or agent of said corporation. In addition, such erring corporation or any other juridical entity, depending on the category of the enterprise or business concerned whether small, medium or large, shall be imposed a fine ranging from One hundred thousand pesos (P100,000.00) to Five hundred thousand pesos (P500,000.00).

Any person, including parties within the PSA Board and the PSA, who breach the confidentiality of information, whether by carelessness, improper behavior, behavior with malicious intent, and use of confidential information for profit, are considered guilty of an offense and shall be liable to fines as prescribed by the PSA Board which shall not be less than Five thousand pesos (P5,000.00) nor more than Ten thousand pesos (P10,000.00) and/or imprisonment of three (3) months but not to exceed one (1) year, subject to the degree of breach of information.

Failure to comply with the survey clearance provision shall be penalized by a fine of Fifty thousand pesos (P50,000.00) to One hundred thousand pesos (P100,000.00), depending on the gravity and seriousness of such noncompliance.”

Republic Act 6713 further provides for the Code of Conduct and Ethical Standards for Public Officials and Employees).

Section 7 of RA 6713 states that:

“(c) Disclosure and/or misuse of confidential information. Public officials and employees shall not use or divulge confidential or classified information officially known to them by reason of their office and not made available to the public, either: (1) to further their private interest, or give undue advantage of anyone, or (2) to prejudice the public interest...”

REFERENCE PERIOD

All information collected in the 2017 ASPBI refers to the calendar year 2017. However, employment data was as of 15 November 2017. This was based on the results of the study on business practices where establishments find it easier to provide the number of employees as of the second month of the last quarter of the reference year.

Reports of establishment on a fiscal year other than January to December 2017 were accepted provided previous years' annual reports used the same period of reporting.

SCOPE AND COVERAGE

The 2017 ASPBI is a nationwide undertaking of establishments confined to the formal sector of the economy and as such excludes the informal sector.

The following comprise the formal sector:

1. Corporations and partnerships
2. Cooperatives and foundations
3. Single proprietorship with employment of 10 and over
4. Single proprietorship with branches

Hence, the 2017 ASPBI covered only the following economic units:

- All establishments with total employment (TE) of 10 and over.

- All establishments with TE of less than 10, except those establishments with Legal Organization = 1 (single proprietorship) and Economic Organization = 1 (single establishment) that are engaged in economic activities, classified according to the 2009 PSIC.

Table 1 shows the economic activities within the scope and coverage of the 2017 ASPBI.

TABLE 1 Scope of the 2017 ASPBI

Sector	Economic Activity
A	Agriculture, Forestry, and Fishing
B	Mining and Quarrying
C	Manufacturing
D	Electricity, Gas, Steam, and Air Conditioning Supply
E	Water Supply; Sewerage, Waste Management and Remediation Activities
F	Construction
G	Wholesale and Retail Trade; Repair of Motor Vehicles and Motorcycles
H	Transportation and Storage
I	Accommodation and Food Service Activities
J	Information and Communication
K	Financial and Insurance Activities
L	Real Estate Activities
M	Professional, Scientific and Technical Activities
N	Administrative and Support Service Activities
P	Education
Q	Human Health and Social Work Activities
R	Arts, Entertainment, and Recreation
S	Other Service Activities

The following sections of the 2009 PSIC are excluded from the scope of this survey and all other establishment-based surveys of PSA:

- Public Administration and Defense, Compulsory Social Security (Section O)
- Activities of Households as Employers; Undifferentiated Goods and Services Producing Activities of Households to Own Use (Section T)
- Activities of Extra-territorial Organization and Body (Section U)

UNIT OF ENUMERATION

The unit of enumeration in the 2017 ASPBI is the establishment. An establishment is defined in the United Nations International Recommendations on Industrial Statistics as “*an economic unit under a single ownership or control, i.e., under a single legal entity, engaged in one or predominantly one kind of economic activity at a single fixed location.*”

In actual practice, however, there are difficulties in applying the ideal definition so the establishment is defined in operational terms to take into account the organization and record keeping practices of certain sectors by making the single location and activity criteria more flexible. It is then necessary to use the kind-of-activity unit (KAU).

The KAU is “*the unit that is engaged in the production of the most homogenous group of goods and services, usually at one location, but sometimes over a wider area, for which separate records are available that can provide data concerning the production of these goods and services and the materials, labor and physical resources used in the production.*”

The above definition applies to the following sectors and industries:

Sectors

- Construction
- Transportation and Storage
- Financial and Insurance Activities
- Real Estate Activities

Industries

- Electric power generation, transmission, and distribution (Electric Cooperatives)
- Wired telecommunications activities
- Wireless telecommunications activities
- Satellite telecommunications activities
- Telephone access in facilities open to public service activities
- Other telecommunications service activities, n.e.c

- Travel agency and tour operator activities
- Other reservation service and related activities
- Security and investigation activities
- General cleaning of buildings

The use of the kind-of-activity unit (KAU) for the above-mentioned sectors and industries was necessary as there is no restriction with respect to the geographical areas in which a given kind of activity is carried on by a single legal entity.

CLASSIFICATION OF ESTABLISHMENTS

An establishment is categorized by its economic organization, legal organization, industrial classification, employment size, and geographic location.

Economic Organization (EO)

This relates to the organizational structure or role of the establishment in the organization. The following are the types of EO:

- Single establishment (EO=1) is an establishment which has neither branch nor main office.
- Branch only (EO=2) is an establishment which has a separate main office located elsewhere.
- Establishment and main office (EO=3), is one where the establishment is located in the same address as the main office and with branch/es elsewhere.
- Main office only (EO=4) is the unit which controls, supervises and directs one or more establishments of an enterprise.
- Ancillary unit other than Main Office (EO=5) is the unit that operates primarily or exclusively for a related establishment or group of related establishments or its parent establishment and provides goods or services that support but do not become part of the output of those establishments.

Legal Organization (LO)

This provides the legal basis for ownership of the establishment. The following are the types of LO:

- Single Proprietorship (LO=1) is a business establishment organized, owned, and managed by one person, who alone assumes the risk of the business enterprise.
- Partnership (LO=2) is an association of two or more individuals for the conduct of a business enterprise based upon an agreement or contract between or among them to contribute money, property or industry into a common fund with the intention of dividing profits among themselves.
- Government Corporation (LO=3) is a corporation organized for private aim, benefit or purpose with the government as the majority stockholder, regardless of whether they are stock or non-stock corporations.
- Stock Corporation (LO=4) is an ordinary business corporation organized by private persons, created and operated for the purpose of making a profit which may be distributed in the form of dividends to stockholders on the basis of their invested capital.
- Non-Stock Non-Profit Corporation (LO=5) is a business corporation which does not issue stock to its members and are created not to profit but for the public good and welfare. Of this character, are most of the religious, social, literary, scientific, civic, and political organizations and societies.
- Cooperative (LO=6) is an organization composed primarily of small producers and/or consumers who voluntarily join together to form a business enterprise, which they themselves own, control and patronize.
- Others (LO=7) are organizations not classified in any of the above classification like private associations, foundations, non-government organizations, etc.

Industrial Classification

The industrial classification of an economic unit is determined by the activity from which it derives its major income or revenue. The 2009 Philippine Standard Industrial Classification (PSIC) was utilized to classify economic units according to their economic activities. It was approved for adoption by government agencies and instrumentalities through NSCB Resolution No. 2 Series 2010 signed on 10 February 2010.

The 2009 PSIC is a detailed classification of industries prevailing in the country according to the kind of productive activities undertaken by the establishments. It is aligned with the International

Standard Industrial Classification of all Economic Activities (ISIC) Revision 4, as officially released by the United Nations Statistics Division on 11 August 2008 for adoption by countries in their revised national classifications by 2010.

The 2009 PSIC took into account the significant changes on the relative importance of various economic activities in the country that have taken place since 2002. It is linked with the ASEAN Common Industrial Classification (ACIC) as approved by the ASEAN Heads of Statistical Offices (AHSOM) in November 2006.

The structure and coding system of the 2009 PSIC consists of an alpha character and 5 numeric digits. The alpha character, represents the **section** (also known as a sector), the first two digits represent the **division**; the first three digits, the **group**; the first four digits, the **class**; and all 5 digits, the **sub-class**.

Example: PSIC Code N78101

Section	N	Administrative and Support Service Activities
Division	78	Employment activities
Group	781	Activities of employment placement agencies
Class	7810	Activities of employment placement agencies
Sub-class	78101	Labor recruitment and provision of personnel, local

Table 2 shows the levels of disaggregation of industries in the 2009 PSIC.

TABLE 2 Levels of Disaggregation of the 2009 PSIC by Sector

Code	Section	Division	Group	Class	Sub-Class
Total		88	246	521	1,285
A	Agriculture, Forestry, and Fishing	3	12	53	157
B	Mining and Quarrying	5	10	15	32
C	Manufacturing	24	73	201	476
D	Electricity, Gas, Steam, and Air Conditioning Supply	1	3	3	3
E	Water Supply; Sewerage, Waste Management and Remediation Activities	4	6	8	8

Code	Section	Division	Group	Class	Sub-Class
F	Construction	3	8	10	15
G	Wholesale and Retail Trade; Repair of Motor Vehicles and Motorcycles	3	20	45	189
H	Transportation and Storage	5	12	21	56
I	Accommodation and Food Service Activities	2	5	6	20
J	Information and Communication	6	13	25	39
K	Financial and Insurance Activities	3	10	21	45
L	Real Estate Activities	1	2	5	6
M	Professional, Scientific and Technical Activities	7	16	16	38
N	Administrative and Support Service Activities	6	19	28	74
O	Public Administration and Defense; Compulsory Social Security	1	3	7	12
P	Education	1	6	13	24
Q	Human Health and Social Work Activities	3	9	11	32
R	Arts, Entertainment, and Recreation	4	5	10	18
S	Other Service Activities	3	10	18	34
T	Activities of Households as Employers; Undifferentiated Goods – and Services- Producing Activities of Private Households for Own Use	2	3	3	3
U	Activities of Extraterritorial Organizations and Bodies	1	1	2	4

Establishment Size Classification

The size of an establishment is determined by its total employment as of a specific date.

Table 3 shows the Employment Size (SZ) classification and code used in the survey.

TABLE 3 Employment Size and Code

SZ Code	Total Employment	SZ Code	Total Employment
0	1 – 4	5	100 – 199
1	5 – 9	6	200 – 499
2	10 – 19	7	500 – 999
3	20 – 49	8	1,000 – 1,999
4	50 – 99	9	2,000 and over

Geographic Classification

Establishments are also classified by geographic area using the Philippine Standard Geographic Classification (PSGC). The PSGC is a systematic classification and coding of geographic areas in the country. It contains updates in regions, provinces, cities, municipalities, and barangays in the Philippines.

Based on the PSGC as of 31 December 2017, the Philippines has 17 regions, 81 provinces, 145 cities, 1,489 municipalities and 42,036 barangays. The update in 2017 was the abolition of Negros Island Region (NIR) on 07 August 2017 through Executive Order 38 – “Revoking Executive Order No. 183 (s. 2015) which Created a Negros Island Region and for Other Purposes.” Provinces, cities, municipalities, and barangays of Negros Occidental and Negros Oriental reverted to Region VI (Western Visayas) and Region VII (Central Visayas), respectively.

FRAME OF ESTABLISHMENTS

The frame for the 2017 ASPBI was extracted from the 2017 List of Establishments (LE) as of 19 January 2018.

The 2017 LE is a result of the conduct of the 2017 Updating of the List of Establishments (ULE) in selected barangays in Quezon City and in Iloilo City. These two industry hubs were selected because of the emergence of growth area barangays in terms of the number of establishments

during the past years. Other sources of updates are the company websites and the survey reports/feedbacks from the 2016 Annual Survey of Philippine Business and Industry.

The 2017 LE shows that there were 917,582 establishments in operation nationwide of which 228,112 (24.86%) comprised the establishment frame or within the scope and coverage of the 2017 ASPBI. This frame was used to draw the sample establishments for the survey.

SAMPLING DESIGN

The 2017 ASPBI used stratified systematic sampling design with 5-digit PSIC serving as industry strata and employment size as the second stratification variable.

Sampling Units

The sampling unit of the 2017 ASPBI was the establishment. In particular, the sampling units for industries identified as the kind-of-activity unit (KAU) were establishments with EO = 1, 3 and 4. The sampling units for non-KAU industries were establishments with EO = 1, 2, and 3.

For Government-Owned-and-Controlled Corporations (GOCCs), the sampling units were establishments with EO = 1, 3, and 4, except for those engaged under Sectors G and R in which the sampling units were establishments with EO = 1, 2 and 3. This was based on the availability of data at these units which maintain the records.

Table 4 shows the sampling units by sector and selected industries.

TABLE 4 Sampling Units by Sector and Selected Industries

Sector/Industry Code	Description	EO
A	Agriculture, Forestry and Fishing	1, 2, 3
B	Mining and Quarrying	1, 2, 3
C	Manufacturing	1, 2, 3
D	Electricity, Gas, Steam and Air Conditioning Supply, except Electric power generation, transmission, and distribution (Electric Cooperatives with LO=6) - D35100	1, 2, 3
D35100	Electric power generation, transmission, and distribution (Electric Cooperatives with LO=6)	1, 3, 4

Sector/Industry Code	Description	EO
E	Water Supply; Sewerage, Waste Management and Remediation Activities	1, 2, 3
F	Construction	1, 3, 4
G	Wholesale and Retail Trade; Repair of Motor Vehicles and Motorcycles	1, 2, 3
H	Transportation and Storage	1, 3, 4
I	Accommodation and Food Service Activities	1, 2, 3
J	Information and Communication except J611, J612, J613, J61901 and J61909	1, 2, 3
J611	Wired telecommunications activities	1, 3, 4
J612	Wireless telecommunications activities	1, 3, 4
J613	Satellite telecommunications activities	1, 3, 4
J61901	Telephone access in facilities open to the public service activities	1, 3, 4
J61909	Other telecommunications service activities	1, 3, 4
K	Financial and Insurance Activities	1, 3, 4
L	Real Estate Activities	1, 3, 4
M	Professional, Scientific and Technical Activities	1, 2, 3
N	Administrative and Support Service Activities, except N80, N791 and N799	1, 2, 3
N791	Travel agency and tour operator activities	1, 3, 4
N799	Other reservation service and related activities	1, 3, 4
N80	Security and investigation activities	1, 3, 4
N81210	General cleaning of buildings	
P	Education	1, 2, 3
Q	Human Health and Social Work Activities	1, 2, 3
R	Arts, Entertainment and Recreation	1, 2, 3
S	Other Service Activities	1, 2, 3

Sampling Domains

The sampling domains for the 2017 ASPBI were the industry sub-classes (5-digit) of the 2009 PSIC (industry domains), the 17 administrative regions (geographic domains) and the employment size strata.

Geographic Domain

For establishments with TE of 20 and over, the 17 administrative regions serve as the geographic domains: while for establishments with TE of less than 20, the national level.

Table 5 shows the list of the 17 regions and its respective provinces.

TABLE 5 Geographic Domain and Its Composition

Region	Province/City/Municipality
National Capital Region (NCR)	City of Manila, Quezon City, Mandaluyong City, Marikina City, Pasig City, San Juan City, Caloocan City, Malabon City, Navotas City, Valenzuela City, Makati City, Pateros, Taguig City, Parañaque City, Las Piñas City, Muntinlupa City, Pasay City
Cordillera Administrative Region (CAR)	Abra, Apayao, Benguet, Ifugao, Kalinga, Mountain Province
Region I – Ilocos Region	Ilocos Norte, Ilocos Sur, La Union, Pangasinan
Region II – Cagayan Valley	Batanes, Cagayan, Isabela, Nueva Vizcaya, Quirino
Region III – Central Luzon	Aurora, Bataan, Bulacan, Nueva Ecija, Pampanga, Tarlac, Zambales
Region IV-A – CALABARZON	Batangas, Cavite, Laguna, Quezon, Rizal
Region IV-B – MIMAROPA	Marinduque, Occidental Mindoro, Oriental Mindoro, Palawan, Romblon
Region V – Bicol Region	Albay, Camarines Norte, Camarines Sur, Catanduanes, Masbate, Sorsogon
Region VI – Western Visayas	Aklan, Antique, Capiz, Guimaras, Iloilo, Negros Occidental
Region VII – Central Visayas	Bohol, Cebu, Siquijor, Negros Oriental
Region VIII – Eastern Visayas	Biliran, Eastern Samar, Leyte, Northern Samar, Samar (Western), Southern Leyte
Region IX – Zamboanga Peninsula	Zamboanga del Norte, Zamboanga del Sur, Zamboanga Sibugay, Isabela City
Region X– Northern Mindanao	Bukidnon, Camiguin, Lanao del Norte, Misamis Occidental, Misamis Oriental
Region XI – Davao Region	Compostela Valley, Davao del Norte, Davao del Sur, Davao Oriental, Davao Occidental

Region	Province/City/Municipality
Region XII – SOCCSKSARGEN	Cotabato (North), Sarangani, South Cotabato, Sultan Kudarat, Cotabato City
Caraga	Agusan del Sur, Agusan del Norte, Dinagat Island, Surigao del Norte, Surigao del Sur
Autonomous Region in Muslim Mindanao (ARMM)	Basilan (excluding Isabela City), Lanao del Sur, Maguindanao (excluding Cotabato City), Sulu, Tawi-Tawi

Industry Domain

For all sectors, the industry domains (strata) were the same for both establishments with TE of 20 and over, and TE of less than 20.

Table 6 shows the summary of the number of industry domains by sector.

TABLE 6 Distribution of Industry Strata by Sector

Sector	Number of Industry Strata	Section	Number of Industry Strata
Total	1,064		
A	87	J	36
B	20	K	41
C	424	L	6
D	1	M	36
E	8	N	69
F	15	P	13
G	177	Q	23
H	49	R	18
I	19	S	22

To address the data needs of stakeholders for a more detailed industrial classification, selected industries (D35100, J59110, J59120 and J62010) were split and assigned with sub-industry codes.

However, in the publication of survey results, the original 2009 PSIC code was used.

Table 7 shows the split industries with assigned codes.

TABLE 7 Assigned Industry Codes for Split Industries

2009 PSIC Code	Assigned Industry Code	Description
D35100	D3510	Generation, transmission, and distribution of electricity
	D35101	Generation of electricity
	D35102	Transmission of electricity
	D35103	Distribution of electricity
J59110	J5911	Motion picture, video and television programme activities
	J59111	Pre and main production of traditional and 2D animation
	J59112	Pre and main production of 3D animation
	J59119	Pre and main production of other motion films
J59120	J5912	Motion picture, video and television programme post-production activities
	J59121	Post-production of traditional and 2D animation
	J59122	Post-production of 3D animation
	J59129	Post-production of other motion films
J62010	J6201	Computer programming activities
	J62011	Game design and development
	J62019	Other computer programming activities

Employment Stratum

Within the industry domains for each sector, the establishments were further stratified by total employment (TE). The TE sizes were either combined or taken as a group to comprise the **employment stratum** and were limited to five employment strata. The basic considerations for grouping were the concentration of establishments in the TE sizes and the occurrence of stratum jumpers between TE sizes.

Considering the need for data on Micro, Small and Medium Enterprises (MSMEs), two separate strata were maintained in TE of less than 20: TE 1 – 9 and TE 10 – 19.

Table 8 shows the employment strata and corresponding sampling rates.

TABLE 8 Employment Strata

Employment Stratum	TE Size	Sampling Rates (%)
1	1 – 9	10
2	10 – 19	15
3	20 – 49	25
4	50 – 99	50
5	100 and over	100 (certainty)

In general, employment strata 1 to 4 were non-certainty strata while stratum 5 was certainty stratum.

A **certainty stratum** is defined as a stratum with a sampling ratio of 100 percent. In this stratum, all establishments are taken as certainty samples, i.e. the selection probability is 1 and the sampling weight is 1.

On the other hand, a **non-certainty stratum** is a stratum where only sample establishments are taken.

Refer to Table 8 for the corresponding sampling rates for establishments in the non-certainty employment size strata.

Sample Size

The primary consideration in the determination of sample size for the survey was its manageability at the optimum level of estimated budget without compromising the reliability and accuracy of survey results and the timeliness of retrieval of accomplished questionnaires from respondents. As such, the target sample size was maintained to be approximately close to the sample sizes of the previous annual surveys conducted, which was about 30,000 samples.

For sampling purposes, the survey frame was divided into five primary strata. Stratum 1 was comprised of Mining and Quarrying (B), and Electricity, Gas, Steam and Air Conditioning Supply (D); Stratum 2 consisted of establishments under certainty industries including the Information and Communications Technology (ICT) core industries and Business Process Management (BPM) industries; Stratum 3 was for GOCCs; Stratum 4 was composed of establishments with TE of 100 and over; and Stratum 5 included all other establishments not classified in strata 1 - 4. Strata 1 - 4 were considered as certainty strata while Stratum 5 was treated as non-certainty stratum.

Table 9 shows the list of primary strata.

TABLE 9 Primary Strata

Stratum Code	Sampling Unit	Sampling Indicator
1	Establishments under Sectors B and D	Certainty
	Establishments under the certainty industries	
2	SICT Core Industries	Certainty
	BPM Industries	
3	GOCCs	Certainty
4	Establishments with TE of 100 and over	Certainty
5	All other establishments not classified in strata 1 - 4	Non-Certainty

Sample Size for TE of less than 20

Non-certainty samples: For each industry stratum (5-digit PSIC) at the national level, the sample size for establishments with TE of less than 20 was determined by applying the specified sampling rates for each employment stratum (i.e., separately for strata TE 1 - 9 and TE 10 - 19). The total number of non-certainty samples for establishments with TE of less than 20 was 6,272.

Certainty samples: The total number of certainty samples for establishments with TE of less than 20 was 4,563.

Hence, the total number of samples for all establishments with TE of less than 20 was 10,835.

Sample Size for TE of 20 - 99

Non-certainty samples: For each industry stratum (5-digit PSIC) at the national level, the sample size for establishments with TE of 20 - 99 was determined by applying the specified sampling rates for each employment stratum (i.e., separately for TE of 20 - 49 and TE 50 - 99). The total number of non-certainty samples for establishments with TE of 20 - 99 was 11,322.

Certainty samples: The total number of certainty samples for establishments with TE of 20 - 99 was 1,788.

The total sample size for establishments with TE of 20 - 99 was 13,110.

Sample Size for TE of 100 and over

The total number of sample establishments with TE of 100 and over was 7,426. Note that these establishments were certainty samples.

2017 ASPBI Samples

All samples in the certainty and non-certainty strata were combined to comprise the total samples for the survey. Thus, the total number of samples for the 2017 ASPBI was 31,371 establishments.

Table 10 shows the distribution of samples by sector and by employment size.

TABLE 10 Number of Sample Establishments by Sector

Sector	Description	Number of Samples
Total		31,371
A	Agriculture, Forestry and Fishing	1,171
B	Mining and Quarrying	280
C	Manufacturing	6,662
D	Electricity, Gas, Steam and Air Conditioning Supply	373
E	Water Supply; Sewerage, Waste Management and Remediation Activities	656
F	Construction	833
G	Wholesale and Retail Trade; Repair of Motor Vehicles and Motorcycles	7,092
H	Transportation and Storage	988
I	Accommodation and Food Service Activities	1,473
J	Information and Communication	3,896
K	Financial and Insurance Activities	1,122
L	Real Estate Activities	352
M	Professional, Scientific and Technical Activities	770
N	Administrative and Support Service Activities	2,386
P	Education	1,344
Q	Human Health and Social Work Activities	847
R	Arts, Entertainment and Recreation	387
S	Other Service Activities	739

Sample Allocation for Non-Certainty Samples

Note that certainty samples were determined and segregated first before non-certainty samples were allocated to regions.

Sample Allocation for TE of Less Than 20

No geographic allocation was applied to these strata (TE 1 - 9 and TE 10 - 19) since data of interest were on the national level only.

The minimum sample size was set to 3 establishments and a maximum of 5 establishments per cell (industry domain and employment stratum) except for common industries which were set to a minimum of 3 and maximum of 20 establishments per cell. The common industries were defined as the industry stratum with a total number of establishments greater than 500 establishments. However, when the total number of establishments in the cell was equal to or less than the set minimum sample size, all establishments in that cell were taken as samples.

Sample Allocation for TE 20 - 99

For each industry domain, the proportional allocation was used in allocating the number of samples in the employment size strata of TE 20 - 49 and TE 50 - 99 to the different regions. Basis of allocation was the total number of establishments in the region by industry domain and by employment stratum excluding the certainty samples.

The minimum sample size was also set to 3 establishments per cell (industry domain, employment stratum and region). However, when the total number of establishments in the cell was equal to or less than the set minimum sample size, all establishments in that cell were taken as samples.

The number of samples for each employment stratum within an industry domain at the national level was allocated by region using the formula:

$$n_{hij} = \left(\frac{N_{hij}}{N_{hi}} \right) \times n_{hi}$$

where:

N_{hij} = total number of establishments in the j^{th} region of the i^{th} employment stratum in the h^{th} industry domain

N_{hi} = total number of establishments in the i^{th} employment stratum of the h^{th} industry domain

n_{hij} = number of sample establishments in the j^{th} region of the i^{th} employment stratum in the h^{th} industry domain

n_{hi} = number of sample establishments in the i^{th} employment stratum of the h^{th} industry domain

Sample Selection

For all sectors, sample establishments in the sampling strata of TE of less than 20 were selected using systematic sampling by industry domain and employment stratum at the national level. For each industry domain and employment stratum, the establishments were sorted by region, province (from largest actual employment to smallest actual employment), business name and ECN.

For each of the sampling strata of TE of 20 - 99 (i.e., TE 20 - 49 and TE 50 - 99), sample establishments were selected using systematic sampling within the region. For each region in the employment stratum and industry domain, the establishments were sorted by province (from largest actual employment to smallest actual employment), business name and ECN.

Systematic sampling was chosen so that the sample employment values were spread out, resulting in having representative samples for each TE size in the employment stratum. Likewise, this mode of sampling had provided an implicit stratification of TE by employment size group, thus avoiding all sample establishments with low TE values or high TE values.

Estimation Procedure

For Establishments with TE of Less Than 20

a. Non-certainty Stratum

The estimate of the total of a characteristic (\hat{X}_s) or the non-certainty employment stratum TE less than 20 in the s^{th} industry domain is

$$\hat{X}_s = \sum_{j=1}^{n_s} w_{sj} X_{sj}$$

where:

- s denotes the non-certainty employment strata in employment stratum of less than 20
- X_{sj} = value of the j^{th} establishment in the non-certainty employment stratum in employment of less than 20 in the s^{th} industry domain
- j = 1, 2, 3, ..., n_s establishments

w_{sj} = weight of the j^{th} establishment in the non-certainty employment stratum in employment of less than 20 in the s^{th} industry domain

$$W_{sj} = N_s / n_s$$

N_s = total number of establishments in the non-certainty employment stratum in employment of less than 20 in the s^{th} industry domain

n_s = number of sample establishments in the non-certainty employment stratum in employment of less than 20 in the s^{th} industry domain

b. Certainty Stratum

The estimate of the total of a characteristic (\hat{X}_c) for the certainty employment stratum in the c^{th} industry domain is

$$X_c = \sum_{j=1}^{m_c} x_{cj}$$

where:

c denotes the certainty employment strata in employment of less than 20 in the c^{th} industry domain

X_{cj} = value of the j^{th} establishment in the certainty employment strata in employment of less than 20 in the c^{th} industry domain

j = 1, 2, 3, ..., m_c establishments

m_c = number of establishments in the certainty employment strata in employment of less than 20 in the c^{th} industry domain

c. Total Estimate for TE of Less Than 20

National level estimates of the total of a characteristic (\hat{X}_d) for the industry domain was obtained by aggregating the estimates for all employment strata (non-certainty and certainty) in the same industry domain,

$$\hat{X}_d = \sum \hat{X}_s + \sum X_c$$

where:

d denotes the industry domain

For Establishments with TE of 20 and Over

a. Non-Certainty Stratum (TE of 20 to 49 and TE 50 to 99)

The estimate of the total of a characteristic (\hat{X}_{sp}) for the non-certainty employment strata in TE of 20 to 49 and TE 50 to 99 for an industry domain in each region is

$$\hat{X}_{sp} = \sum_{j=1}^{n_{sp}} W_{spj} x_{spj}$$

where:

- s denotes the non-certainty employment stratum in TE of 20 and over
- p = 1, 2, ..., 18 regions
- X_{spj} = value of the j^{th} establishment in the non-certainty employment stratum in TE of 20 and over for an industry domain in each region
- j = 1, 2, 3, ..., n_s establishments
- W_{spj} = weight of the j^{th} establishment in the non-certainty employment stratum in TE of 20 and over for an industry domain in each region

$$W_{spj} = N_{sp} / n_{sp}$$

where:

- N_{sp} = total number of establishments in the non-certainty employment stratum in TE of 20 and over for an industry domain in each region
- n_{sp} = number of sample establishments in the non-certainty employment stratum in TE of 20 and over for an industry domain in each region

b. Certainty Stratum

The estimate of the total of a characteristic (\hat{X}_{cp}) for the certainty employment stratum of TE of 100 and over in an industry domain in each region is

$$X_{cp} = \sum_{j=1}^{m_{cp}} x_{cpj}$$

where:

- c denotes the certainty employment strata in TE of 100 and over
- p = 1, 2, ..., 18 regions
- X_{cpj} = value of the j^{th} establishment in the certainty employment stratum in TE of 100 and over in an industry domain within each region
- j = 1, 2, 3, ..., m_{cp} establishments
- m_{cp} = number of establishments in the certainty employment stratum in TE of 20 and over in an industry domain within each region

Total Estimate for TE of 20 and Over

The estimate of the total of a characteristic (\hat{X}_{dp}) for the industry domain in each region was obtained by aggregating the estimates for all employment strata (non-certainty and certainty) in the same industry domain,

$$\hat{X}_{dp} = \sum \hat{X}_{sp} + \sum X_{cp}$$

where:

- dp denotes the industry domain in each region

National level estimates of the characteristics by industry domain were obtained by aggregating separately the estimates (\hat{X}_{dp}) for the particular industry domain from all the regions.

Total Estimate for All Establishments

National level estimates of the characteristics by industry domain were obtained by aggregating separately the total estimates of TE less than 20 and TE 20 and over for a particular industry domain.

Weight Adjustment Factor for Non-Response

To account for non-response in the non-certainty strata, the adjustment factors, and (n/n') was multiplied with the sampling weight (W) of each of the sampling unit. The sampling weight which is defined as N/n was recomputed as

General Formula:

$$W' = \frac{N}{n} \times \frac{n}{n'} = \frac{N}{n'}$$

Thus, the adjusted weight (W'_{sj}) for employment stratum in TE of 1-9 and 10-19 is

$$W'_{sj} = \frac{N_s}{n_s} \times \frac{n_s}{n'_s} = \frac{N_s}{n'_s}$$

where:

N_s = total number of establishments in the employment stratum in TE of 1 - 9 and 10 - 19 in the s^{th} industry domain

n_s = number of responding establishments in the employment stratum in TE of 1 - 9 and 10 - 19 in the s^{th} industry domain

For the non-certainty employment stratum in TE of 20 - 49 and 50 - 99, the weight (W'_{spj}) is

$$W'_{spj} = \frac{N_{sp}}{n_{sp}} \times \frac{n_{sp}}{n'_{sp}} = \frac{N_{sp}}{n'_{sp}}$$

where:

N_{sp} = total number of establishments in the non-certainty employment stratum in TE of 20 - 49 and 50 - 99 for an industry domain within each region

n'_{sp} = number of responding establishments in the non-certainty employment stratum in TE of 20 - 49 and 50 - 99 for an industry domain within each region

QUESTIONNAIRE DESIGN

Survey Questionnaires

The 2017 ASPBI utilized seven types of questionnaires, each with corresponding clearance number and an expiration date of 31 March 2019.

Table 11 shows the different types of questionnaires with their spot colors and assigned clearance numbers.

TABLE 11 Types of Questionnaire

Form Number	Form Title	Spot Color	Clearance Number	PSIC Section
ASPBI FORM 1	Agriculture, Forestry and Fishing	Green	PSA-1643-01	A
ASPBI FORM 2	Mining and Quarrying; Manufacturing	Yellow	PSA-1643-02	B, C

Form Number	Form Title	Spot Color	Clearance Number	PSIC Section
ASPBI FORM 3	Electricity, Gas, Steam and Air Conditioning Supply; and Water Supply; Sewerage, Waste Management and Remediation Activities	Turquoise	PSA-1643-03	D, E
ASPBI FORM 4	Construction	Orange	PSA-1643-04	F
ASPBI FORM 5	Wholesale and Retail Trade; Repair of Motor Vehicles and Motorcycles	Red	PSA-1643-05	G
ASPBI FORM 6	Financial and Insurance Activities	Silver	PSA-1643-06	K
ASPBI FORM 7	Business and Services	Blue	PSA-1643-07	H, I, J, L, M, N, P, Q, R, S

The sample establishments also responded to the survey through the use of the web-based version of the 2017 ASPBI questionnaires which were accomplished online at the PSA website at <https://aspbi.psa.gov.ph>.

Data Items

Table 12 shows the list of data items in the 2017 ASPBI questionnaires.

TABLE 12 List of Data Items

Item No.	Description
Cover Page	Name and Address of the Establishment and Its Reporting Unit
	Control Panel for Establishment Characteristics (<i>For PSA Use Only</i>)
1	Business and Registered Name in 2017, Business Address, Company Website and Establishment Tax Identification Number (TIN)
2	Economic Activity or Business in 2017
3	Year Started Operation
4	Legal Organization in 2017
5	Economic Organization in 2017
6	Capital Participation as of 31 December 2017
7	Employment as of 15 November 2017
8	R&D Personnel as of 15 November 2017

Item No.	Description
9	Number of Production/Construction Workers as of 15 November 2017 (For ASPBI Forms 2, 3 and 4)
10	Total Hours Worked by Production/Construction Workers in 2017 (For ASPBI Forms 2, 3 and 4)
11	Income in 2017
12	Subsidies Received from the Government in 2017
13	Expense in 2017
14	Sales from E-commerce Transactions in 2017
15	Capital Expenditures, Sale and Book Value of Tangible Fixed Assets, including Losses and Damages in 2017
16	Capital Expenditures for All Tangible Fixed Assets by Mode of Acquisition in 2017
17	Capital Expenditures and Book Value for Intangible Assets in 2017
18	Total Assets as of 31 December 2017
19	Average Capacity Utilization Rate of the Establishments in 2017 (For ASPBI Form 2 and 3)
20	Inventories in 2017
21	Branches, Divisions, Plants Owned and Controlled (for Main Office)

SURVEY OPERATIONS

The 2017 ASPBI comprised of the following major phases of operation: preparatory activities, training, field operations, data processing, tabulation, dissemination, and evaluation and documentation.

Preparatory Activities

The PSA officials, selected Economic Sector Statistics Service (ESSS) statisticians, Systems Development Division (SDD) and Service and Industry Census Division (SICD) staff undertook the planning activities for the 2017 ASPBI with the organization and creation of the Steering Committee.

The planning activities included the following: preparation of timetable of activities, budget preparation and logistics, questionnaire design and content, preparation of manuals (field operations and manual processing, MTS user, and machine processing), clearance process, preparation of sampling design, frame updating and sample selection, preparation of edit specifications and tabulation format and specifications, computer system design and program development, publicity campaign, printing of survey forms and manuals, preparation for shipment of survey materials, and other related activities.

The publicity campaign was done to inform and educate the general public on the basic information and importance of the 2017 ASPBI. It aimed to solicit support from government and non-government agencies, business organizations, and target respondents in the early submission of reports. Display of 2017 ASPBI streamers and posters were done in the central and field offices.

Training

Training for the field operations and processing was done in two phases, as follows: (1) Training for Field Operations and Processing Manual, and (2) Training for Data Processing.

Phase I - Training for Field Operations and Manual Processing

Training for field operations and manual processing was done on three levels, as follows:

Task force training. The first level of training was conducted from 20 to 22 February 2018. Field operation and processing procedures, technical and administrative aspects of the survey were discussed extensively in this training. It was attended by selected ESSS and SICD statisticians and SDD staff who served as trainers for the second and third level trainings.

Second level training. This level of training was conducted any three days between 19 March to 06 April 2018 in all Regional Offices with participants in the first level training as trainers. Provincial Statistics Officers, OICs, regional and provincial focal persons responsible for this survey participated in this training.

Third level training. This training was conducted in all provinces and five districts of NCR any three days in April 2018 with participants in the second level training as trainers. Participants to this training were the Statistical Specialists, Statistical Analysts, Provincial Statistical Office (PSO) staff and hired Statistical Researchers (SRs).

Phase II – Training for Machine Processing

Training for machine processing was done in two levels, as follows:

Task force training. The first level training of machine-data processing was conducted on 15 to 17 May 2018. Participants were the ESSS subject-matter staff and selected SDD staff.

Second level training. Data processing, folioing, verification of error listing, and the different modules of the EDMS were discussed thoroughly in this training. A two-day training between 13 to 20 June 2018 was conducted where participants consisted of provincial focal persons, selected provincial staff, and hired SRs.

Workshops on edit and table formats and specifications were conducted and participated by subject-matter specialists and SDD staff responsible for the preparation of tabulation formats and specifications, as well as consistency and edit specifications for the seven types of questionnaires. The workshop on edit specifications was done from 16 to 19 April 2018, while the workshop on table specifications and format was on 07 to 09 August 2018.

Field Operations

Distribution of Questionnaires

Distribution of questionnaires for the 2017 ASPBI, including the 2017 SICT, was done by Statistical Specialists, Statistical Analysts, Provincial Statistical Office (PSO) staff, and hired SRs through personal delivery of the questionnaires to the sample establishments. This activity was done from 16 April to 11 May 2018.

Collection and Field Editing of Questionnaires

Collection of data was done either through a self-administered questionnaire, personal interview, or online accomplishment of the web-based questionnaire.

Field editing of all collected questionnaires was done to ensure completeness and consistency of entries among data items to avoid revisits or callbacks. Collection and field editing of questionnaires was programmed starting 02 May to 13 July 2018.

Supervision

The Regional Directors, Provincial Statistics Officers, and provincial focal persons conducted close supervision on the collection and editing of questionnaires to ensure the quality of data and completeness of survey returns.

Receipt and Control

A Monitoring and Tracking System (MTS) developed by SDD was used by field offices to keep track of the distribution, collection, and transmittal of questionnaires. At the same time, a control list of sample establishments was made available where information on the status of the questionnaire was recorded.

The MTS was also utilized by ESSS-Receipt and Control Unit (RCU) to monitor the distribution, collection, and submission of questionnaires from the provincial offices to the Central Office. Consolidated progress reports and status reports were prepared regularly to inform the management and field offices on the progress of the survey operations.

Data Processing

Processing or editing of accomplished questionnaires was done to check for the completeness, validity, consistency, and reasonableness of data. It consisted of two stages: manual processing and machine processing.

Manual Processing

Manual processing of questionnaires was done on three levels, as follows:

- Field editing of data was done by Statistical Specialists, Statistical Analysts, Provincial Statistical Office (PSO) staff, and hired SRs upon collection of the accomplished questionnaire from the sampled establishment. The objective is to check for completeness and consistency of entries in the questionnaire, following the instructions provided in the Field Operations and Processing Manual. Any missing data was corrected at this stage as this can be immediately verified from the respondent.
- Verification of data was done by Provincial Staff upon receipt of the accomplished questionnaires from the field staff and hired SRs to check for the completeness as well as for the consistencies and validity of entries. In some instances, the staff contacted directly the establishments through phone calls or sent email inquiries to verify some inconsistent or missing data.
- Review of accomplished questionnaires to check the consistency and reasonableness of entries and processing of consolidated reports were done by the ESSS subject-matter staff. Consolidated reports of enterprises were disaggregated at the firm level using ratios and proportions of the individual firms to the enterprise. Moreover, the review process validated the status of establishments that were non-responding and reported closed, cannot be located, transferred, and out of scope. Telephone inquiry was extensively utilized to verify information from the establishment's contact person. The Internet was also used to obtain information on the contact address and to research for information on the status of the establishment.

Machine processing

Machine processing comprised of data entry, generation, and verification of structural and consistency edit, completeness check list, and summary file report. The PSOs were mainly responsible for data entry and validation, and encoding of updates while the CO for the analysis of completeness check and summary file reports, evaluation and analysis of data, and generation of statistical tables.

The EDMS, an online system designed and developed by the SDD staff was utilized to facilitate the processing of survey data from data entry up to the generation of statistical tables.

Imputation Procedure

Data of non-responding establishments were imputed manually based on the established imputation methods. Sources of information were from previous reports of the same establishment or report of other responding establishments with similar characteristics, financial statements filed at the Securities and Exchange Commission, and other establishment-based censuses and surveys.

Out of scope, duplicate, and closed establishments in the certainty stratum were not imputed.

Tabulation

Tabulation included generation and evaluation of preliminary and final statistical tables. The statistical tables were evaluated for internal and external consistency of data.

The statistical tables were presented at the national level for all employment sizes and establishments with TE of less than 20. For establishments with TE of 20 and over, the statistical tables were presented at the national and regional levels for all sectors. The statistical tables were further disaggregated by industry group and sub-class (3- and 5-digit PSIC levels).

The preliminary and final results of the survey were posted on the PSA website.

Table 13 shows the dates when the preliminary and final results by sector were posted on the website.

TABLE 13 Dates of Web Posting of 2016 ASPBI and Final Results by Sector

Sector	Industry Description	Dates Posted at PSA Website	
		Preliminary Results	Final Results
A	Agriculture, Forestry and Fishing	21-Nov-18	27-Feb-19
B	Mining and Quarrying	15-Nov-18	28-Feb-19
C	Manufacturing	19-Jan-19	19-Jul-19
D	Electricity, Gas, Steam and Air Conditioning Supply	13-Sep-18	13-Feb-19
E	Water Supply, Sewerage, Waste Management and Remediation Activities	07-Aug-18	29-Nov-18
F	Construction	12-Dec-18	30-Apr-19
G	Wholesale and Retail Trade; Repair of Motor Vehicles and Motorcycles	29-Aug-18	17-Jan-19
H	Transportation and Storage	18-Oct-18	17-Jan-19
I	Accommodation and Food Service Activities	01-Aug-18	14-Nov-18
J	Information and Communication	14-Jan-19	18-Jan-19
K	Financial and Insurance Activities	14-Jan-19	16-Jan-19
L	Real Estate Activities	11-Sep-18	19-Jan-19
M	Professional, Scientific and Technical Services	11-Oct-18	16-Jan-19
N	Administrative and Support Service Activities	18-Oct-18	23-Jan-19
P	Education	10-Oct-18	14-Nov-18
Q	Human Health and Social Work Activities	22-Jun-18	14-Nov-18

Sector	Industry Description	Dates Posted at PSA Website	
		Preliminary Results	Final Results
R	Arts, Entertainment and Recreation	30-Aug-18	16-Jan-19
S	Other Service Activities	07-Aug-18	17-Jan-19
All Sectors	Economy wide	21-Dec-18	27-Sep-19

Statistical Disclosure Control

Section 26 of RA 10625 requires that data furnished by respondents be kept confidential. To avoid disclosure of information of individual establishment, statistical tables do not provide information for any sub-class wherein the number of establishments is less than three. Figures relating to such industries were either suppressed or combined with those of other related industries following the guidelines on statistical disclosure control of data for the establishments' survey.

Dissemination

Survey results were disseminated through Special Releases posted on the PSA website, data dissemination seminars, and electronic copy of publication reports.

Special Releases for the 18 sectors and economy-wide preliminary and final results were made available to the general public at the PSA website prior to the availability of the publications. Refer to Table 13 for the dates when the special releases were posted on the PSA website.

Table 14 shows the publication volumes by sector.

TABLE 14 Publications Volume by Sector

Volume Number	Sector
I	Agriculture, Forestry and Fishing
II	Mining and Quarrying
III-A	Manufacturing (All Employment Sizes and TE of Less Than 20)
III-B	Manufacturing (TE of 20 and Over)
IV	Electricity, Gas, Steam and Air Conditioning Supply
V	Water Supply, Sewerage, Waste Management and Remediation Activities
VI	Construction
VII	Wholesale and Retail Trade; Repair of Motor Vehicles and Motorcycles

Volume Number	Sector
VIII	Transportation and Storage
IX	Accommodation and Food Service Activities
X	Information and Communication
XI	Financial and Insurance Activities
XII	Real Estate Activities
XIII	Professional, Scientific and Technical Services
XIV	Administrative and Support Service Activities
XV	Education
XVI	Human Health and Social Work Activities
XVII	Arts, Entertainment and Recreation
XVIII	Other Service Activities
XIX	Economy-Wide Results

RESPONSE RATE

The overall response rate at the national level was 88.9 percent.

Included are receipts of “good” questionnaires, partially accomplished questionnaires, consolidated reports, reports of closed, cannot be located, moved out or transferred, out of scope, refusals, duplicates, and referrals.

Table 15 shows the response rates by sector.

TABLE 15 Response Rates by Sector

Sector	Description	Number of Sample Establishments	Number of Responding Establishments	Response Rate (%)
Philippines		31,371	27,880	88.9
A	Agriculture, Forestry and Fishing	1,171	1,054	90.0
B	Mining and Quarrying	280	242	86.4
C	Manufacturing	6,662	5,849	87.8
D	Electricity, Gas, Steam and Air	373	345	92.5

Sector	Description	Number of Sample Establishments	Number of Responding Establishments	Response Rate (%)
	Conditioning Supply			
E	Water Supply, Sewerage, Waste Management and Remediation Activities	656	655	99.8
F	Construction	833	792	95.1
G	Wholesale and Retail Trade; Repair of Motor Vehicles and Motorcycles	7,092	6,286	88.6
H	Transportation and Storage	988	905	91.6
I	Accommodation and Food Service Activities	1,473	1,290	87.6
J	Information and Communication	3,896	3,528	90.6
K	Financial and Insurance Activities	1,122	1,025	91.4
L	Real Estate Activities	352	271	77.0
M	Professional, Scientific and Technical Services	770	635	82.5
N	Administrative and Support Service Activities	2,386	2,048	85.8
P	Education	1,344	1,216	90.5
Q	Human Health and Social Work Activities	847	723	85.4
R	Arts, Entertainment and Recreation	387	340	87.9
S	Other Service Activities	739	676	91.5

The total sample establishments that responded to this survey totaled 27,880. Of this, 948 or 3.0 percent responded through the use of online 2017 ASPBI questionnaires via the PSA website.

Table 16 shows the breakdown of the number of questionnaires accomplished online by sector.

TABLE 16 Number of Questionnaires Accomplished Online by Sector

Sector	Number of Questionnaires	Percent of Total Samples	Sector	Number of Questionnaires	Percent of Total Samples
Total	948	3.0			
A	24	2.0	J	85	2.2
B	10	3.6	K	53	4.7
C	206	3.1	L	19	5.4
D	35	9.4	M	22	2.9
E	48	7.3	N	46	1.9
F	23	2.8	P	54	4.0
G	217	3.1	Q	31	3.7
H	26	2.6	R	9	2.3
I	25	1.7	S	15	2.0

CONCEPTS AND DEFINITIONS

Amortization refers to the deduction of capital expenses over a specific period, usually over the asset's life. More specifically, it measures the consumption of the value of intangible assets, such as a patent or a copyright.

Book value is the initial value or acquisition cost of tangible and intangible fixed assets less accumulated depreciation, and amortization, respectively.

Capital participation refers to the claims of individuals, foreign and/or local investors against capital/equity.

Capital expenditures refer to the cost of acquisition of tangible fixed assets, intangible assets, and non-produced assets acquired in 2017 whether or not full payments have been made. Assets received from other establishments belonging to the same enterprise are valued as though purchased.

Cost of goods sold represents the total value of goods purchased for resale plus the beginning inventory of goods for resale less ending inventory of goods for resale.

Depreciation is the total amount set aside for the year to cover the decreases in the value of tangible fixed assets owned by the establishment because of foreseen obsolescence, wear and tear as a result of the operation and normal amount of accidental damage.

E-commerce refers to the selling of products or services over electronic systems such as the Internet Protocol-based networks and other computer networks, Electronic Data Interchange (EDI) network, or other online systems.

Economic activity is the establishment's source of income. If the establishment is engaged in several activities, its main economic activity is that which earns the biggest income or revenue.

Expense refers to the cost incurred by the establishment during the year whether paid or payable. This is treated on a consumed basis. Valuation is at purchaser price including taxes and other charges, net of rebates, returns and allowances, and services received by the establishment from other establishments of the same enterprise are valued as though purchased.

Gross addition to tangible fixed assets is equal to capital expenditures less sale of fixed assets, including land.

Gross salaries and wages are payments in cash or in kind to all employees, prior to deductions for employee's contributions to SSS/GSIS, withholding tax, etc. Included are total basic pay, overtime pay, and other benefits.

Income or revenue includes cash received and receivables for goods/products and by-products sold and services rendered. Valuation is at producer prices (ex-establishment), net of discounts, and allowances, including duties and taxes but excluding subsidies.

Intangible assets are assets that are not physical in nature. Corporate intellectual property such as patents, trademarks, copyrights, and business methodologies; goodwill; and brand recognition are all common intangible assets. This type of asset also includes mineral exploration; computer software and databases; and entertainment, literary and artistic originals.

Intermediate expense refers to expenses incurred in the production of goods and industrial services such as raw materials, other materials and supplies purchased, fuels purchased, electricity and water purchased, and industrial services done by others plus beginning inventory of raw materials, other materials and supplies and fuels less ending inventory of raw materials, other materials and supplies and fuels.

Inventories refer to the stock of goods owned by and under the control of the establishment as of a fixed date, regardless of where the stocks are located. Valuation should be at current replacement cost in purchaser (market) prices. Replacement cost is the cost of an item in terms of its present price rather than its original cost.

Finished product inventory refers to the value of products produced by the establishment that is ready for sale/shipment as of a reference date. Valuation is at producer price.

Work-in-progress inventory refers to the value of products produced by the establishment that has not yet reached the final desired state and is not ready for sale or shipment. Valuation is at producer price.

Change in inventories is equivalent to the value of inventories at the end of the year less the value of inventories at the beginning of the year.

Losses and damages refer to the decrease in the book value of tangible fixed assets due to theft, major catastrophe, and other accidental destructions.

Major alterations and improvements are done to increase the performance or capacity of existing tangible fixed assets or to significantly extend their previous expected service lives.

New tangible fixed assets refer to brand new fixed assets acquired during the year, including directly or newly imported tangible fixed assets.

Other taxes on production refer to taxes paid by the producer due to production. Includes business licenses, real estate tax, road tax, environmental tax and other taxes except income tax.

Sale of tangible fixed assets refer to the actual amount received/realized (not book value) from the sale of tangible fixed assets during the year including the value of tangible fixed assets transferred to other establishments of the same enterprise.

Subsidies refer to special grants received from the government in the form of financial assistance or tax exemption or tax privilege given by the government to aid and develop an industry.

Tangible fixed assets are physical assets expected to have productive lives of more than one year and intended for use and/or being used by the establishment. Include under tangible fixed assets are land, buildings, other structures and land improvements, transport equipment, machinery and other equipment, furniture, fixtures, and other fixed assets.

Tangible fixed assets produced on own account refer to the physical assets produced by the establishment for its own use. It is valued as the cost of all work put in place, including overhead.

Taxes on products refer to taxes paid on products by the producer or by the purchaser of the product. Taxes on products may refer to any of the following such as import tax, export tax, excise tax, value added tax, sales tax, gross receipts tax and others.

Total employer's contribution to SSS/GSIS, ECC, etc refer to payments made by the employer on behalf of the employees. Examples are SSS, GSIS, Employees Compensation Commission (ECC), Philhealth and PAG-IBIG.

Total employment is the number of persons who worked in or for the establishment as of 15 November 2017.

Paid employees are all persons working in the establishment and receiving pay, as well as those working away from the establishment paid by and under the control of the establishment. Included are all employees on sick leave, paid vacation, or holiday. Excluded are consultants, home workers, receiving pure commissions only, and workers on indefinite leave.

Unpaid workers are persons working for at least one-third of the working time normal to the establishment and do not receive regular pay.

Working owners are owners who are actively engaged in the management but do not receive regular pay, i.e. not included in the payrolls. Managers and directors of corporations working for pay are reported as managers.

R&D personnel refers to any and all persons employed directly under R&D as well as those providing direct services such as R&D managers, administrators, and clerical staff. R&D personnel are classified into three categories: researchers, technicians and other personnel involved in R&D.

Production workers are workers directly engaged in the production process.

Used tangible fixed assets refer to those that have been used previously within the country.

Value added is gross output less intermediate input. Gross output for Administrative and Support Service Activities sector is the sum of the total income (less interest income, rent income from land, dividend income, royalty income and franchise income), capital expenditures of fixed assets produced on own account and change in inventories. Intermediate input is equal to the sum of the following expense items: materials and supplies purchased; fuels, lubricants, oils and greases purchased; electricity purchased, water purchased; industrial services done by others; non-industrial services done by others; goods purchased for resale; research and development expense; environmental protection expense; royalty fee; franchise fee and other expense.

KINDS OF ESTABLISHMENTS

- | | |
|---|---|
| 1. Agriculture Establishment | Farm, plantation, hacienda, ranch, or company engaged in the production of agricultural crops, livestock, poultry and other animals including animal products; firm providing agricultural, animal husbandry and horticultural services. |
| 2. Forestry Establishment | Company engaged in logging operation; planting, replanting and conservation of forest; hunting, trapping and game propagation. |
| 3. Fishing Establishment | Firm or company engaged in ocean, coastal and inland fishing; operation of fish farm, fishpond, fish pen; pearl farm and other fishing activities. |
| 4. Mining Establishment | Mining camp engaged in the exploration, extraction, dressing and beneficiating operation of minerals such as coal and ores, crude petroleum and natural gas. |
| 5. Quarrying Establishment | Firm or company engaged in the extraction from the earth of building and monumental stone, clay, sand and gravel; guano gathering and salt evaporation. |
| 6. Manufacturing Establishment | Shop, factory, bakery, millwork, distillery, refinery, cannery, abattoir, brewery, foundry, tannery or plant engaged in manufacturing, processing, fabricating or finishing products, mechanically or manually, including the assembly of the component parts of manufactured products and the substantial alteration, reconstruction and repair of special types of goods. |
| 7. Electricity Establishment | Plant engaged in the generation, transmission, and/or distribution of electric energy for sale to users, or one, which produces electricity for its parent enterprise. |
| 8. Gas, Steam And Air Conditioning Supply Establishment | Plant engaged in the manufacture of gas, in gas works and the distribution of manufactured or natural gas through a system of mains to users: steam, air conditioning supply; production of ice. |

- | | |
|--|---|
| 9. Construction Establishment | General contractor engaged in the construction, repair or demolition of buildings, highways, airports and other structures; land leveling; earth move and land reclamation; specialty contractor engage in specialized trade or craft like electrical installation, plumbing, painting, air conditioning, well drilling, installation of doors and windows and other work on component parts of the structure. |
| 10. Wholesale Trade and Commission Trade Establishment | Store, shop, office, bazaar, arcade or emporium engaged in (a) resale (sale without transformation) of new and used goods (in bulk) to retailers, industrial/commercial/ institutional/professional users, or to other wholesalers and (b) trading on behalf and on the account of others. |
| 11. Retail Trade Establishment | Department store, hyper-mart, convenience store, variety store, shop, mart, bazaar, sari-sari store, pharmacy, supermarket, grocery, arcade or emporium engaged in the resale (sale without transformation) of new and used goods to the general public. |
| 12. Repair Service Establishment | Shop specializing in the repair of motor vehicles and motorcycles. |
| 13. Food and Drinks Service Establishment | Restaurant, bar, lounge, salon, parlor, kiosk, club, counter, café, canteen engaged in the sale of prepared food and drinks generally for consumption within the premises. |
| 14. Accommodation Establishment | Hotel, motel, resort, inn, lodge, condotel, camp, dormitory or lodging house and other short-term accommodation engaged in the provision of lodging facilities, to the general public on lease, rental or fee basis. |
| 15. Transport Establishment | Bus line, airline, shipping line, agency, broker or transport operator engaged in providing (a) vehicles for the transport to passenger or freight through regular scheduled operation, charter, rental or fee basis, and (b) services incidental to transport such as maintenance and operation of piers, terminals, depots; pilotage, forwarding, packing and crating; parking lots, toll roads and bridges; cargo handling; postal |

	and courier services.
16. Storage and Warehousing Establishment	Brokerage, agency or office engaged in the operation of storage facilities and warehouse for hire by the general public for storage of such items as farm products, food, furniture, and other household goods, textiles and lumber; warehousing and support activities for transportation.
17. Telecommunication Establishment	Station, office, or agency engaged in the transmission of sound, images, data or other information via cables, broadcasting, relay, or satellite.
18. Financial Establishment	Bank, savings and loan association, credit institution, pawnshop, financial institution, trust company, investment company, pawn broker, or institution engaged in accepting of deposits, granting loans and the investment of money; dealer, broker or office engaged in investment research and counseling, check cashing, stock quotation, foreign exchange dealing and other financial services.
19. Insurance, Pre-Need Plan Companies, and Pension Funding Establishment	Life insurance companies; non-life insurance for fire, marine, accident, health, title, financial obligation, casualty, fidelity and surety; agents and brokers servicing insurance carriers, consultant for policy holders; fund managers.
20. Real Estate Establishment	Realtor, developer, agency, broker, lessor, or companies engaged in the operating, developing, subdividing, buying and selling of real estate including cemetery lots and columbary.
21. Professional, Scientific and Technical Activities Establishment	Office, agency or firm engaged in (a) legal, accounting, bookkeeping; (b) scientific research and development; (c) advertising and market research, specialized design activities; (d) activities of head offices, management consultancy; (e) photographic activities; (f) architectural and engineering, technical testing and analysis, land surveying and weather forecasting and (g) veterinary services.
22. Educational Service Establishment	School, college, university, or seminary offering educational services.

- | | |
|---|---|
| 23. Administrative and Support Service Activities Establishment | Rental and leasing of machinery and equipment (motor vehicles, transport equipment, personal and household goods, recreational and sport goods, audio-video machines, tapes and records, computer and computer peripheral equipment and electrical appliances); labor recruitment and provision of personnel; travel agency, tour operator, reservation services; security and investigation agency; transcription activities (legal and medical); call centers; services to buildings; landscape and pest control activities; office administrative and other business activities. |
| 24. Human Health and Social Work Activities Establishment | A clinic, hospital, sanitarium, nursing home or a similar institution offering medical, dental, and other health services; a home orphanage, society, center or agency engaged in providing social welfare services; residential care, social work activities without accommodation. |
| 25. Arts, Recreational and Cultural Service Establishment | Motion picture producer, booking agency, movie house, theater, radio and television station and studio, stage and opera company, band, orchestra, ticket agency, library, museum, dance hall, bowling alley, park, beach, swimming pool, sports club, gallery, skating rink race track or golf course engaged in providing entertainment, amusement and recreational services. |
| 26. Personal Service, Computer and Household Goods Repair Establishment | Shop specializing in the repair of consumer goods like footwear, luggage, handbags, gloves and other leather goods; repair of computers, communications equipment, consumer electronics, furniture, home and garden equipment, household appliances; laundry shop, barber shop, massage clinic, beauty parlor, funeral parlor, fortune telling shop, pet boarding, escort service and other personal and household goods engaged in rendering various specialized service to the general public. |

SYMBOLS AND ABBREVIATIONS USED IN STATISTICAL TABLES

- s suppressed data to avoid disclosure of individual establishment's data
 - zero

- () negative value
- } combined data of two or more industries or regions
- n.e.c not elsewhere classified

INDUSTRY DESCRIPTION

Section N - Administrative and Support Service Activities

Administrative and Support Service Activities includes a variety of activities that support general business operations. These activities differ from those in Section M – Professional, Scientific and Technical Activities since their primary purpose is not the transfer of specialized knowledge.

There are 19 industry groups comprising transportation and storage namely:

1. **Renting and leasing of motor vehicles (N771)** comprises renting and operational leasing of the following types of vehicles: passenger cars (without drivers); trucks, utility trailers and recreational vehicles
2. **Renting and leasing of personal and household (N772)** includes the renting of personal and household goods as well as renting of recreational and sports equipment and video tapes. Activities generally include short-term renting of goods although in some instances, the goods may be leased for longer periods of time.
3. **Renting and leasing of other machinery, equipment and tangible goods, n.e.c. (N773)** includes renting and operational leasing, without operator, of other machinery and equipment that are generally used as capital goods by industries; renting and operational leasing of land-transport equipment (other than motor vehicles) without drivers; renting and operational leasing of air transport equipment without operator; renting and operational leasing of agricultural and forestry machinery and equipment without operator; renting of agricultural and forestry machinery; renting and operational leasing of construction and civil-engineering machinery and equipment without; and renting and operational leasing of office machinery and equipment without operator. This group also includes renting of accommodation or office containers, renting of containers, renting of pallets, and renting of animals (e.g. herds, race horses).
4. **Leasing of intellectual property and similar products, except copyrighted works (N774)** includes the activities of allowing others to use of intellectual property products and similar products for which a royalty payment or licensing fee is paid to the owner of the product (i.e. the asset holder). The leasing of these product can take various forms, such as permission for reproduction, use in subsequent processes or products, operating businesses under a franchise etc. The current owners may or may not have created these products.
5. **Activities of employment placement agencies (N781)** includes listing employment vacancies and referring or placing applicants for employment, where the individuals referred or placed are not employees of the employment agencies.

6. **Temporary employment agency activities (N782)** includes activities of supplying workers to client's businesses for limited periods of time to temporarily supplement the working force of the client, where the individuals provided are employees of the temporary help service unit. Units classified here do not provide direct supervision of their employees at the client's work sites.
7. **Other human resources provision (N783)** includes provision of human resources for client businesses. This provision of human resources is typically done on a long-term or permanent basis and the units classified here may perform a wide range of human resource and personnel management duties associated with this provision. The units classified here represent the employer of record for the employees on matters relating to payroll, taxes, and other fiscal and human resource issues, but they are not responsible for direction and supervision of employees.
8. **Travel agency and tour operator activities (N791)** includes the activities of agencies, primarily engaged in selling travel, tour, transportation and accommodation services to the general public and commercial clients and the activity of arranging and assembling tours that are sold through travel agencies or directly by agents such as tour operators.
9. **Other reservation service and related activities (N799)** includes provision of other travel-related reservation services; provision of time-share exchange services; ticket sales activities for theatrical, sports and other amusement and entertainment events; provision of visitor assistance services; and tourism promotion activities
10. **Private security activities (N801)** includes the provision of one or more of the following: guard and patrol services, picking up and delivering money, receipts, or other valuable items with personnel and equipment to protect such properties while in transit.
11. **Security systems service activities (N802)** includes monitoring or remote monitoring of electronic security alarm systems, such as burglar and fire alarms, including their maintenance; and installing, repairing, rebuilding, and adjusting mechanical or electronic locking devices, safes and security vaults. The units carrying out these activities may also engage in selling such security systems, mechanical or electronic locking devices, safes and security vaults.
12. **Investigation activities (N803)** includes investigation and detective service activities. The activities of all private investigators, independent of the type of client or purpose of investigation, are included in this group.
13. **Combined facilities support activities (N811)** includes provision of a combination of support services within a client's facility, such as general interior cleaning, maintenance, trash disposal, guard and security, mail routing, reception, laundry and related services to support operations within facilities. Units classified here provide

operating staff to carry out these support activities but are not involved with or responsible for the core business or activities of the client.

14. **Cleaning activities (N812)** includes the activities of general interior cleaning of all types of buildings, exterior cleaning of buildings, specialized cleaning activities for buildings or other specialized cleaning activities, cleaning of industrial machinery, cleaning of the inside of road and sea tankers, disinfecting and extermination activities for building and industrial machinery, bottle cleaning, street sweeping.
15. **Landscape care and maintenance service activities (N813)** includes planting, care and maintenance of parks and gardens for private and public housing; public and semi-public buildings (schools, hospitals, administrative buildings, church buildings, etc.); municipal grounds (parks, green areas, cemeteries, etc.); highway greenery (roads, train lines and tramlines, waterways, ports); and industrial and commercial buildings. This group also includes greenery for buildings (roof gardens, facade greenery, indoor gardens); sports grounds (e.g. football fields, golf courses etc.) play grounds, lawns for sunbathing and other recreational parks; stationary and flowing water (basins, alternating wet areas, ponds, swimming pools, ditches, watercourses, plant sewage systems); plants for protection against noise, wind, erosion, visibility and dazzling; and maintenance of land in order to keep it in good ecological condition.
16. **Office administrative and support activities (N821)** includes the provision of a range of day-to-day office administrative services, such as financial planning, billing and record keeping, personnel and physical distribution and logistics for others on a contract or fee basis. This group includes also support activities for others on a contract or fee basis, that are ongoing routine business support functions that businesses and organizations traditionally do for themselves. Units classified in this group do not provide operating staff to carry out the complete operations of a business. Units engaged in one particular aspect of these activities are classified according to that particular activity.
17. **Call centers and other related activities (N822)** includes inbound call centers, answering calls from clients by using human operators, automatic call distribution, computer telephone integration, interactive voice response systems or similar methods to receive orders, provide product information, deal with customer request for assistance or address customer complaints. Outbound call centers using similar methods to sell or market goods or services to potential customers, undertake market research or public opinion polling and similar activities for clients. This group also includes the export of business process services that are not primarily delivered through live, spoken interaction by frontline customer-service agents directly to customers or clients and other non-voice related activities.
18. **Organization of conventions and trade shows (N823)** includes the organization, promotion and/or management of events, such as business and trade shows,

conventions, conferences and meetings, whether or not including the management and provision of the staff to operate the facilities in which these events take place.

19. **Business support service activities, n.e.c.** includes the activities of collection agencies, credit bureaus and all support activities typically provided to businesses not elsewhere classified.

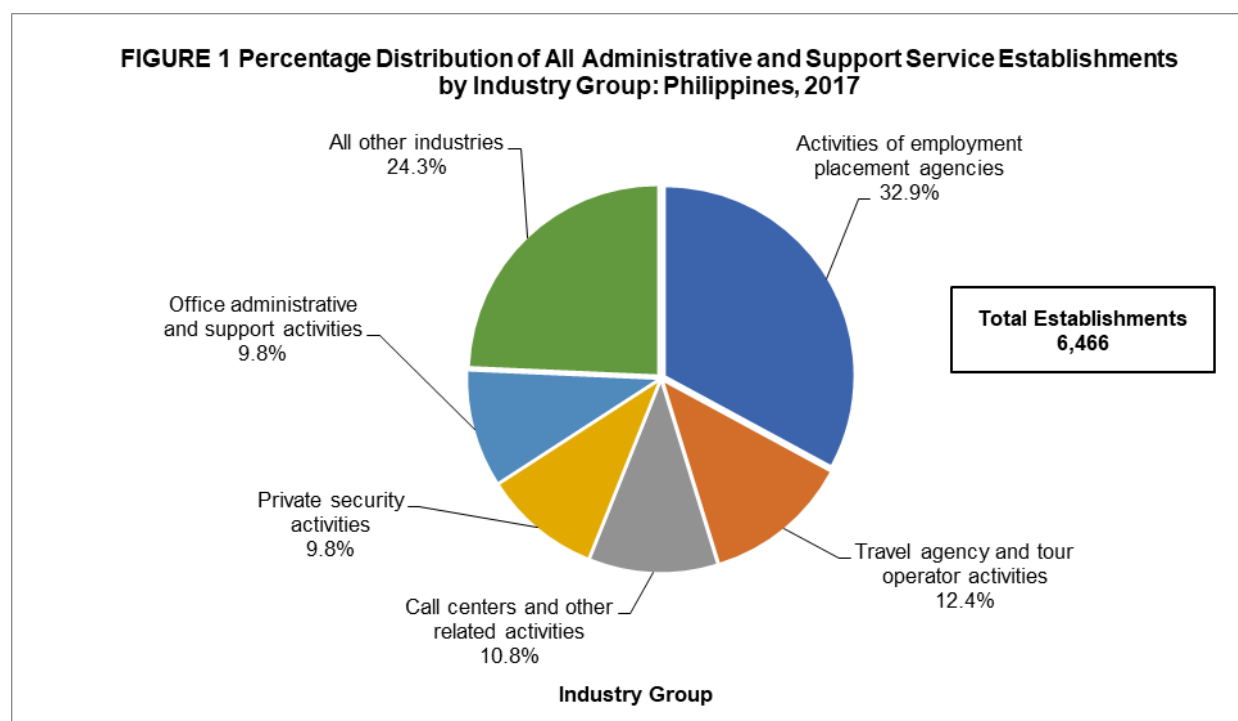
BRIEF ANALYSIS

Number of Establishments

The final results of the Annual Survey of Philippine Business and Industry (ASPBI) recorded a total of 6,466 establishments in the formal sector of the economy that were engaged in administrative and support service activities in 2017 (Table 1).

Among the industries, activities of employment placement agencies had the highest number of establishments of 2,126 or 32.9 percent of the total. This was followed by travel agency and tour operator activities with 799 establishments or 12.4 percent. Call centers and other related activities ranked third with 700 establishments or 10.8 percent (Table 1).

Figure 1 shows the percentage distribution of the number of establishments for all administrative and support service establishments by industry group in 2017.



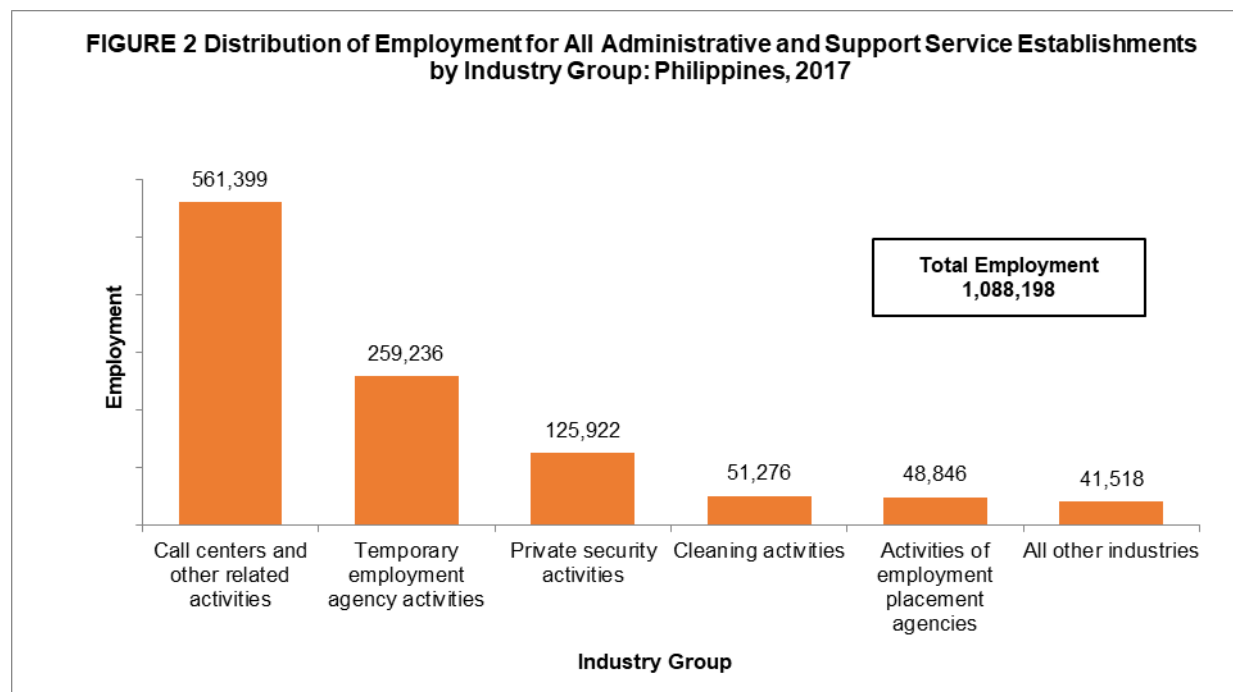
Employment

The total employment for the sector was recorded at 1,088,198 workers in 2017. Of the total employees, 1,087,649 were paid and the rest were working owners and unpaid workers (Table 1).

By industry group, call centers and other related activities employed the highest number of workers of 561,399 or 51.6 percent of the total. This was followed by temporary employment

agency activities with 259,236 workers (23.8%). Private security activities ranked third with 125,922 workers (11.6%) (Table 1).

Figure 2 shows the distribution of employment for all establishments of the sector by industry group in 2017.



The sector's average number of workers per establishment was recorded at 168. The following were the top three industries in terms of the number of workers per establishment (Table A):

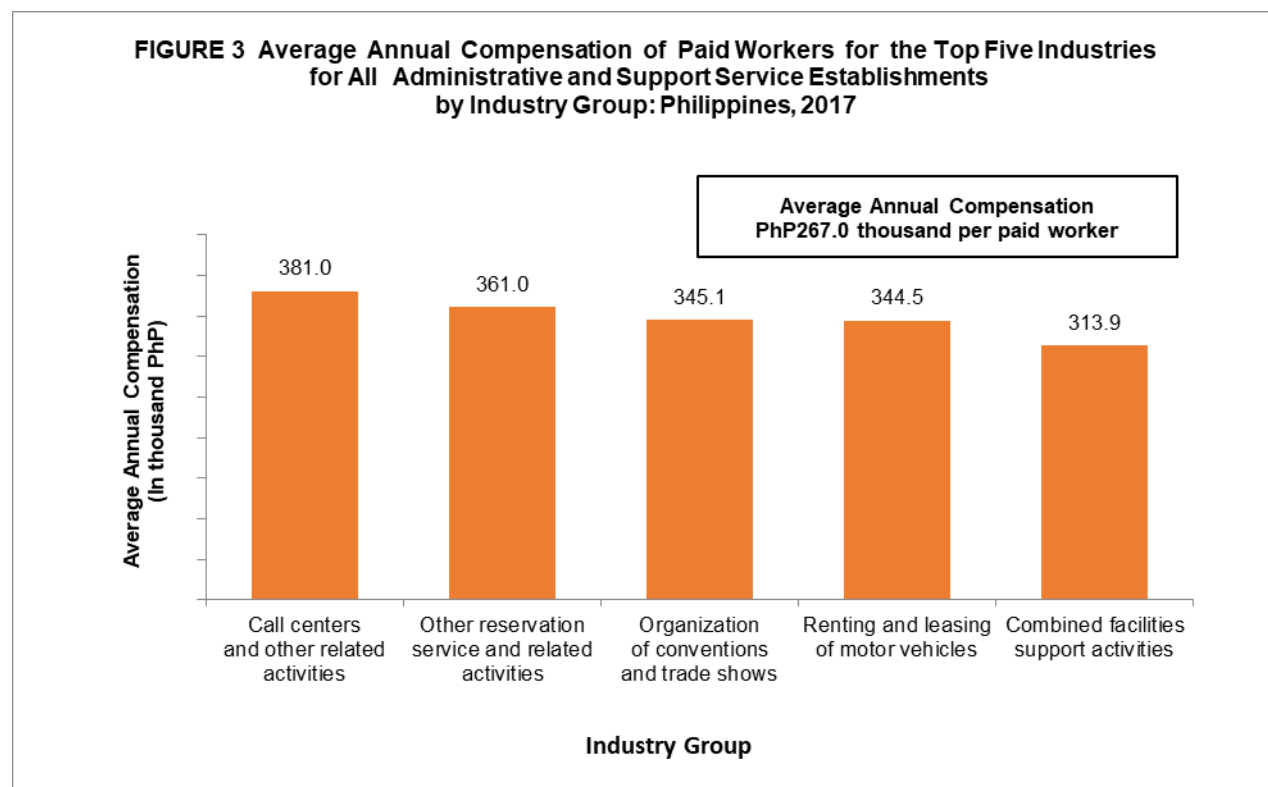
- Call centers and other related activities, 802 workers
- Temporary employment agency activities, 703 workers
- Cleaning activities, 217 workers

Compensation

The sector paid a total compensation of PhP 290.4 billion to its employees in 2017, which translates to an average annual compensation of PhP 267.0 thousand per paid worker (Table 1 and Table A).

Among the industries, call centers and other related activities had the highest average annual compensation of PhP 381.0 thousand per paid worker. This was followed by other reservation service and related activities with an average annual pay of PhP 361.0 thousand per paid worker. Organization of conventions and trade shows ranked third with an average annual compensation of PhP 345.1 thousand per paid worker (Table A).

Figure 3 shows the average annual compensation of paid workers for the top five industries for all administrative and support service establishments by industry group in 2017.



Income and Expense

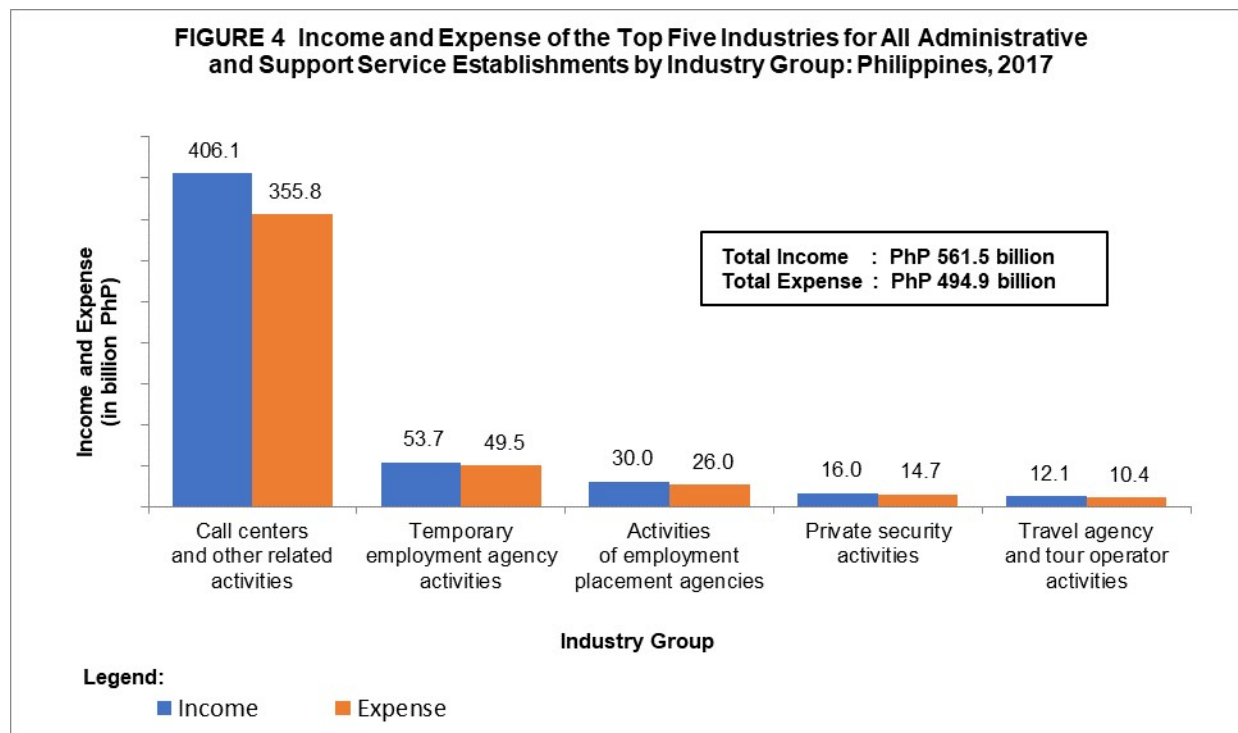
The total income generated by the sector amounted to PhP 561.5 billion in 2017. Call centers and other related activities had the biggest share to total income of PhP 406.1 billion or 72.3 percent (Table 1).

The total expense incurred by the sector reached PhP 494.9 billion in 2017. Call centers and other related activities being the biggest income generator also had the biggest proportion to total expense worth PhP 355.8 billion or 71.9 percent of the total (Table 1).

The income per peso expense generated by the sector stood at 1.13 in 2017 (Table A).

Industry-wise, renting and leasing of other machinery, equipment and tangible goods, n.e.c. recorded the highest income per peso expense of 1.30. This was followed by investigation activities with an income per peso expense of 1.22. Other reservation service and related activities placed third with income per peso expense of 1.17 (Table A).

Figure 4 shows the income and expense of the top five industries for all establishments of the sector by industry group in 2017.



Value Added

The total value added generated by the sector amounted to PhP 367.9 billion in 2017 (Table 1).

The top three contributors to the total value added of the sector were the following industries:

- Call centers and other related activities, PhP 269.4 billion (73.2%)
- Temporary employment agency activities, PhP 42.8 billion (11.6%)
- Activities of employment placement agencies, PhP 16.6 billion (4.5%)

Labor productivity, defined as the ratio of value added to total employment, was estimated at PhP 338.1 thousand per worker in 2017 (Table A).

By industry group, renting and leasing of motor vehicles had the highest labor productivity of PhP 1.8 million per worker. On the other hand, private security activities recorded the lowest labor productivity of PhP 104.8 thousand per worker (Table A).

Gross Additions to Tangible Fixed Assets

Gross additions to tangible fixed assets (capital expenditures less sale of fixed assets) acquired by the sector reached PhP 10.8 billion in 2017 (Table 1).

Call centers and other related activities acquired the highest gross additions to tangible fixed assets worth PhP 7.8 billion (72.3%). This was followed by renting and leasing of motor vehicles and renting and leasing of other machinery, equipment and tangible goods, n.e.c. with gross additions to tangible fixed assets of PhP 597.8 million (5.6%) and PhP 522.5 million (4.9%), respectively (Table 1).

Subsidies

The total subsidies granted by the government for the sector totaled to PhP 9.5 billion in 2017. This amount was distributed to call centers and other related activities (PhP 9.3 million or 98.1%) and temporary employment agency activities (PhP 184.0 million or 1.9%) (Table 1).

Sales from E-commerce

In 2017, the total sales from e-commerce transactions of the sector reached PhP 42.9 million. Only call centers and other related activities recorded e-commerce sales in 2017 (Table 1).

**TABLE A Selected Indicators for All Administrative and Support Service Activities
Establishments by Industry Group: Philippines, 2017**

2009 PSIC Code	Industry Description	Average Employment per Establishment	Average Annual Compensation	Income per Expense	Labor Productivity
		(1)	(2)	(3)	(4)
Administrative and Support Service Activities		168	267,016	1.13	338,058
N771	Renting and leasing of motor vehicles	13	344,484	1.13	1,776,617
N772	Renting and leasing of personal and household goods	6	120,745	1.07	208,955
N773	Renting and leasing of other machinery, equipment and tangible goods, n.e.c.	29	286,942	1.30	1,015,876
N774	Leasing of intellectual property and similar products, except copyrighted works	8	144,980	0.95	311,531
N781	Activities of employment placement agencies	23	221,453	1.15	339,519
N782	Temporary employment agency activities	703	145,513	1.09	165,180
N783	Other human resources provision	100	267,533	1.11	320,615
N791	Travel agency and tour operator activities	11	286,842	1.16	529,682
N799	Other reservation service and related activities	26	361,006	1.17	483,759
N801	Private security activities	198	89,853	1.09	104,798
N802	Security systems service activities	78	205,747	1.15	264,742
N803	Investigation activities	21	201,635	1.22	412,333
N811	Combined facilities support activities	141	313,883	1.02	353,824
N812	Cleaning activities	217	112,726	1.05	128,287
N813	Landscape care and maintenance service activities	41	128,920	1.09	170,732
N821	Office administrative and support activities	6	280,584	1.15	455,704
N822	Call centers and other related activities	802	381,028	1.14	479,859
N823	Organization of conventions and trade shows	17	345,069	1.14	711,084
N829	Business support service activities, n.e.c.	41	211,482	1.12	318,340

Statistical Tables

for

All Employment Sizes

National Tables

**TABLE 1 Summary Statistics for Administrative and Support Service Activities Establishments
for All Employment Sizes by Industry Sub-Class: Philippines, 2017**

*(Values are in thousand pesos, except for number of establishments and employment.
Details may not add-up to total due to rounding and/or statistical disclosure control)*

2009 PSIC Code	Industry Description	Number of Establishments	Employment as of November 15		Total Income	Expense		
			Total	Paid Employees		Total	Compensation	Other Expense
		(1)	(2)	(3)	(4)	(5)	(6)	(7)
N	Administrative and Support Service Activities	6,466	1,088,198	1,087,649	561,513,454	494,874,705	290,419,345	204,455,361
N771	Renting and leasing of motor vehicles	10	128	128	1,155,953	1,024,631	44,094	980,536
N772	Renting and leasing of personal and household goods	178	991	986	563,360	524,172	119,055	405,118
N773	Renting and leasing of other machinery, equipment and tangible goods, n.e.c.	123	3,599	3,592	8,866,317	6,841,431	1,030,694	5,810,737
N774	Leasing of intellectual property and similar products, except copyrighted works	6	49	49	43,542	45,602	7,104	38,498
N781	Activities of employment placement agencies	2,126	48,846	48,747	30,000,646	26,033,026	10,795,189	15,237,837
N782	Temporary employment agency activities	369	259,236	259,197	53,711,451	49,496,751	37,716,560	11,780,191
N783	Other human resources provision	9	898	898	430,276	387,492	240,245	147,247
N791	Travel agency and tour operator activities	799	8,488	8,429	12,087,940	10,385,492	2,417,793	7,967,699
N799	Other reservation service and related activities	221	5,704	5,678	4,041,375	3,456,586	2,049,790	1,406,796
N801	Private security activities	635	125,922	125,846	16,028,539	14,728,207	11,307,587	3,420,620
N802	Security systems service activities	26	2,030	2,030	827,495	721,567	417,667	303,901
N803	Investigation activities	6	126	126	123,382	100,724	25,406	75,319
N811	Combined facilities support activities	10	1,406	1,406	1,168,782	1,151,335	441,320	710,015
N812	Cleaning activities	236	51,275	51,222	11,522,458	11,005,398	5,774,056	5,231,342
N813	Landscape care and maintenance service activities	15	611	601	176,661	162,010	77,481	84,529
N821	Office administrative and support activities	635	3,929	3,894	3,356,224	2,916,752	1,092,595	1,824,158
N822	Call centers and other related activities	700	561,399	561,367	406,083,570	355,843,240	213,896,748	141,946,492
N823	Organization of conventions and trade shows	52	905	905	2,361,505	2,066,933	312,287	1,754,646
N829	Business support service activities, n.e.c.	310	12,654	12,548	8,963,980	7,983,358	2,653,675	5,329,682

Continued

Table 1 --Concluded

2009 PSIC Code	Industry Description	Value Added	Gross Additions to Fixed Assets	Change in Inventories	Subsidies	Sales from E-Commerce
		(8)	(9)	(10)	(11)	(13)
N	Administrative and Support Service Activities	367,874,297	10,756,306	(164,585)	9,497,895	42,893
N771	Renting and leasing of motor vehicles	227,407	597,836	-	-	-
N772	Renting and leasing of personal and household goods	207,074	20,033	2,012	-	-
N773	Renting and leasing of other machinery, equipment and tangible goods, n.e.c.	3,656,137	522,541	(124,106)	-	-
N774	Leasing of intellectual property and similar products, except copyrighted works	15,265	-	-	-	-
N781	Activities of employment placement agencies	16,584,145	217,896	6,239	-	-
N782	Temporary employment agency activities	42,820,651	500,258	38,380	183,977	-
N783	Other human resources provision	287,912	157	-	-	-
N791	Travel agency and tour operator activities	4,495,941	24,222	(7,752)	-	-
N799	Other reservation service and related activities	2,759,364	432,314	2,549	-	-
N801	Private security activities	13,196,342	308,027	11,738	-	-
N802	Security systems service activities	537,427	1,652	21,484	-	-
N803	Investigation activities	51,954	2,419	(94)	-	-
N811	Combined facilities support activities	497,476	2,800	29,496	-	-
N812	Cleaning activities	6,578,023	139,018	736	-	-
N813	Landscape care and maintenance service activities	104,317	17,447	368	-	-
N821	Office administrative and support activities	1,790,462	135,857	(100,616)	-	-
N822	Call centers and other related activities	269,392,597	7,772,259	(27,550)	9,313,918	42,893
N823	Organization of conventions and trade shows	643,531	14,536	(789)	-	-
N829	Business support service activities, n.e.c.	4,028,271	47,033	(16,679)	-	-

TABLE 2 Number of Establishments and Employment by Type and Sex of Worker for Administrative and Support Service Activities Establishments for All Employment Sizes by Industry Sub-Class: Philippines, 2017

*(Values are in thousand pesos, except for number of establishments and employment.
Details may not add-up to total due to rounding and/or statistical disclosure control)*

2009 PSIC Code	Industry Description	Number of Establishments	Employment as of November 15					
			Total		Paid		Unpaid	
			Male	Female	Male	Female	Male	Female
		(1)	(2)	(3)	(4)	(5)	(6)	(7)
N	Administrative and Support Service Activities	6,466	592,595	495,606	592,309	495,340	240	222
N771	Renting and leasing of motor vehicles	10	81	48	80	48	1	-
N772	Renting and leasing of personal and household goods	178	436	555	436	550	-	5
N773	Renting and leasing of other machinery, equipment and tangible goods, n.e.c.	123	2,757	842	2,754	837	2	5
N774	Leasing of intellectual property and similar products, except copyrighted works	6	21	28	21	28	-	-
N781	Activities of employment placement agencies	2,126	21,089	27,757	21,016	27,731	73	26
N782	Temporary employment agency activities	369	153,614	105,622	153,602	105,595	12	27
N783	Other human resources provision	9	732	165	732	165	-	-
N791	Travel agency and tour operator activities	799	2,692	5,796	2,689	5,740	3	56
N799	Other reservation service and related activities	221	1,998	3,706	1,989	3,689	9	17
N801	Private security activities	635	106,086	19,839	106,035	19,810	48	29
N802	Security systems service activities	26	1,552	478	1,552	478	-	-
N803	Investigation activities	6	72	54	72	54	-	-
N811	Combined facilities support activities	10	1,031	375	1,031	375	-	-
N812	Cleaning activities	236	31,107	20,169	31,062	20,160	45	8
N813	Landscape care and maintenance service activities	15	509	102	504	97	5	5
N821	Office administrative and support activities	635	1,596	2,333	1,588	2,306	8	28
N822	Call centers and other related activities	700	259,344	302,055	259,325	302,042	19	13
N823	Organization of conventions and trade shows	52	456	449	456	449	-	-
N829	Business support service activities, n.e.c.	310	7,421	5,233	7,364	5,185	15	3

TABLE 2.1 Number of Establishments and Research and Development (R & D) Personnel by Sex of Worker for Administrative and Support Service Activities Establishments for All Employment Sizes by Industry Sub-Class: Philippines, 2017

*(Values are in thousand pesos, except for number of establishments and employment.
Details may not add-up to total due to rounding and/or statistical disclosure control)*

2009 PSIC Code	Industry Description	Number of Establishments	R & D Personnel as of November 15		
			Total	Male	Female
		(1)	(2)	(3)	(4)
N	Administrative and Support Service Activities	6,466	254	152	103
N771	Renting and leasing of motor vehicles	10	-	-	-
N772	Renting and leasing of personal and household goods	178	-	-	-
N773	Renting and leasing of other machinery, equipment and tangible goods, n.e.c.	123	-	-	-
N774	Leasing of intellectual property and similar products, except copyrighted works	6	-	-	-
N781	Activities of employment placement agencies	2,126	25	24	1
N782	Temporary employment agency activities	369	27	17	10
N783	Other human resources provision	9	-	-	-
N791	Travel agency and tour operator activities	799	-	-	-
N799	Other reservation service and related activities	221	3	-	3
N801	Private security activities	635	42	25	17
N802	Security systems service activities	26	4	3	1
N803	Investigation activities	6	-	-	-
N811	Combined facilities support activities	10	-	-	-
N812	Cleaning activities	236	11	7	4
N813	Landscape care and maintenance service activities	15	-	-	-
N821	Office administrative and support activities	635	-	-	-
N822	Call centers and other related activities	700	128	63	65
N823	Organization of conventions and trade shows	52	-	-	-
N829	Business support service activities, n.e.c.	310	14	12	2

TABLE 3 Number of Establishments and Compensation, Separation and Retirement Pay of Employees for Administrative and Support Service Activities Establishments for All Employment Sizes by Industry Sub-class: Philippines, 2017

*(Values are in thousand pesos, except for number of establishments and employment.
Details may not add-up to total due to rounding and/or statistical disclosure control)*

2009 PSIC Code	Industry Description	Number of Establishments	Compensation			
			Total	Gross Salaries and Wages	Separation, Retirement/ Terminal Pay, Gratuities, etc.	Total Employers' Contribution to SSS/GSIS, ECC, etc.
		(1)	(2)	(3)	(4)	(5)
N	Administrative and Support Service Activities	6,466	290,419,345	265,737,794	5,848,369	18,833,182
N771	Renting and leasing of motor vehicles	10	44,094	37,447	3,190	3,457
N772	Renting and leasing of personal and household goods	178	119,055	109,367	914	8,774
N773	Renting and leasing of other machinery, equipment and tangible goods, n.e.c.	123	1,030,694	912,721	58,098	59,874
N774	Leasing of intellectual property and similar products, except copyrighted works	6	7,104	6,008	343	753
N781	Activities of employment placement agencies	2,126	10,795,189	9,719,194	592,696	483,299
N782	Temporary employment agency activities	369	37,716,560	34,960,988	467,831	2,287,741
N783	Other human resources provision	9	240,245	219,477	1,258	19,509
N791	Travel agency and tour operator activities	799	2,417,793	2,265,841	36,319	115,634
N799	Other reservation service and related activities	221	2,049,790	1,964,444	8,791	76,555
N801	Private security activities	635	11,307,587	10,547,329	64,295	695,962
N802	Security systems service activities	26	417,667	374,410	10,473	32,784
N803	Investigation activities	6	25,406	22,984	419	2,002
N811	Combined facilities support activities	10	441,320	420,218	5,589	15,513
N812	Cleaning activities	236	5,774,056	5,372,923	16,540	384,593
N813	Landscape care and maintenance service activities	15	77,481	67,245	952	9,284
N821	Office administrative and support activities	635	1,092,595	994,593	34,758	63,244
N822	Call centers and other related activities	700	213,896,748	194,995,566	4,518,635	14,382,546
N823	Organization of conventions and trade shows	52	312,287	276,444	12,928	22,915
N829	Business support service activities. n.e.c.	310	2,653,675	2,470,594	14,340	168,742

**TABLE 4 Number of Establishments and Income by Type for Administrative and Support Service Activities Establishments
for All Employment Sizes by Industry Sub-Class: Philippines, 2017**

*(Values are in thousand pesos, except for number of establishments and employment.
Details may not add-up to total due to rounding and/or statistical disclosure control)*

2009 PSIC Code	Industry Description	Number of Establishments	Income					
			Total	Income from Service Rendered	Real Estate Sales	Commissions and Fees Earned	Income from Renting and Leasing Services of Real Estate Properties (For real estate activities)	Income from Non- Industrial Service Done for Others
		(1)	(2)	(3)	(4)	(5)	(6)	(7)
N	Administrative and Support Service Activities	6,466	561,513,454	522,559,812	-	1,131,007	35,734	10,399,190
N771	Renting and leasing of motor vehicles	10	1,155,953	-	-	-	-	1,141,300
N772	Renting and leasing of personal and household goods	178	563,360	-	-	11,384	35,734	502,556
N773	Renting and leasing of other machinery, equipment and tangible goods, n.e.c.	123	8,866,317	-	-	252	-	8,072,296
N774	Leasing of intellectual property and similar products, except copyrighted works	6	43,542	-	-	-	-	32,593
N781	Activities of employment placement agencies	2,126	30,000,646	28,800,717	-	1,845	-	21,028
N782	Temporary employment agency activities	369	53,711,451	52,692,458	-	5,041	-	170,210
N783	Other human resources provision	9	430,276	428,798	-	-	-	-
N791	Travel agency and tour operator activities	799	12,087,940	11,516,325	-	527,540	-	2,511
N799	Other reservation service and related activities	221	4,041,375	4,012,233	-	3,965	-	18
N801	Private security activities	635	16,028,539	15,653,300	-	307,229	-	276
N802	Security systems service activities	26	827,495	665,168	-	-	-	-
N803	Investigation activities	6	123,382	101,223	-	-	-	-
N811	Combined facilities support activities	10	1,168,782	1,132,861	-	-	-	6,225
N812	Cleaning activities	236	11,522,458	8,710,486	-	5,057	-	8,212
N813	Landscape care and maintenance service activities	15	176,661	172,559	-	-	-	3,162
N821	Office administrative and support activities	635	3,356,224	3,138,362	-	-	-	3,624
N822	Call centers and other related activities	700	406,083,570	384,388,456	-	267,172	-	424,976
N823	Organization of conventions and trade shows	52	2,361,505	2,337,120	-	1,522	-	3,698
N829	Business support service activities, n.e.c.	310	8,963,980	8,809,745	-	-	-	6,506

Continued

Table 4 --Concluded

2009 PSIC Code	Industry Description	Income						
		Sale of Goods	Interest Income	Dividend Income	Royalty Income	Franchise Income	Grants and Donations	Other Income
		(8)	(9)	(10)	(11)	(12)	(13)	(14)
N	Administrative and Support Service Activities	6,147,794	1,177,278	10,174,682	3,000	306	846	9,883,803
N771	Renting and leasing of motor vehicles	-	36	-	-	-	-	14,617
N772	Renting and leasing of personal and household goods	13,673	-	-	-	-	-	13
N773	Renting and leasing of other machinery, equipment and tangible goods, n.e.c.	644,138	4,719	10,549	-	66	376	133,921
N774	Leasing of intellectual property and similar products, except copyrighted works	10,018	931	-	-	-	-	-
N781	Activities of employment placement agencies	99,319	39,221	154	-	-	-	1,038,361
N782	Temporary employment agency activities	476,450	94,197	115,303	-	-	20	157,771
N783	Other human resources provision	-	61	-	-	-	-	1,417
N791	Travel agency and tour operator activities	-	6,263	-	-	-	-	35,302
N799	Other reservation service and related activities	9,989	5,669	23	-	-	450	9,028
N801	Private security activities	13,867	6,246	5,013	3,000	240	-	39,369
N802	Security systems service activities	162,196	131	-	-	-	-	-
N803	Investigation activities	20,453	15	-	-	-	-	1,690
N811	Combined facilities support activities	24,083	556	-	-	-	-	5,056
N812	Cleaning activities	2,793,044	3,285	-	-	-	-	2,374
N813	Landscape care and maintenance service activities	-	22	-	-	-	-	919
N821	Office administrative and support activities	203,041	1,599	-	-	-	-	9,597
N822	Call centers and other related activities	1,677,524	977,372	9,996,480	-	-	-	8,351,590
N823	Organization of conventions and trade shows	-	404	9,000	-	-	-	9,761
N829	Business support service activities, n.e.c.	-	36,553	38,160	-	-	-	73,016

TABLE 4.1 Number of Establishments and Income from Service Rendered by Type of Transaction for Administrative and Support Service Activities Establishments for All Employment Sizes by Industry Sub-Class: Philippines, 2017

*(Values are in thousand pesos, except for number of establishments and employment.
Details may not add-up to total due to rounding and/or statistical disclosure control)*

2009 PSIC Code	Industry Description	Number of Establishments	Income from Service Rendered		
			Total	Transactions Within the Country	Transactions Outside the Country
		(1)	(2)	(3)	(4)
N	Administrative and Support Service Activities	6,466	522,559,812	336,042,692	186,517,119
N771	Renting and leasing of motor vehicles	10	-	-	-
N772	Renting and leasing of personal and household goods	178	-	-	-
N773	Renting and leasing of other machinery, equipment and tangible goods, n.e.c.	123	-	-	-
N774	Leasing of intellectual property and similar products, except copyrighted works	6	-	-	-
N781	Activities of employment placement agencies	2,126	28,800,717	25,563,189	3,237,528
N782	Temporary employment agency activities	369	52,692,458	52,219,829	472,629
N783	Other human resources provision	9	428,798	428,798	-
N791	Travel agency and tour operator activities	799	11,516,325	10,682,869	833,456
N799	Other reservation service and related activities	221	4,012,233	4,012,233	-
N801	Private security activities	635	15,653,300	15,653,300	-
N802	Security systems service activities	26	665,168	665,168	-
N803	Investigation activities	6	101,223	101,223	-
N811	Combined facilities support activities	10	1,132,861	1,132,861	-
N812	Cleaning activities	236	8,710,486	8,710,486	-
N813	Landscape care and maintenance service activities	15	172,559	172,559	-
N821	Office administrative and support activities	635	3,138,362	2,218,795	919,567
N822	Call centers and other related activities	700	384,388,456	203,825,224	180,563,232
N823	Organization of conventions and trade shows	52	2,337,120	2,326,573	10,547
N829	Business support service activities, n.e.c.	310	8,809,745	8,329,585	480,159

TABLE 4.2 Number of Establishments and Countries with the Highest Percentage of Income from Transactions Outside the Country for All Administrative and Support Service Activities Establishments by Region and Industry : Philippines, 2017

*(Values are in thousand pesos, except for number of establishments and employment.
Details may not add-up to total due to rounding and/or statistical disclosure control)*

2009 PSIC Code	Industry Description	Number of Establishments	Income from Transactions Outside the Country				
			Total	United States of America	Australia	United Kingdom	Netherlands
		(1)	(2)	(3)	(4)	(5)	(6)
N	Administrative and Support Service Activities	6,466	180,303,673	120,626,214	15,996,057	10,848,039	3,902,969
N771	Renting and leasing of motor vehicles	10	-	-	-	-	-
N772	Renting and leasing of personal and household goods	178	-	-	-	-	-
N773	Renting and leasing of other machinery, equipment and tangible goods, n.e.c.	123	-	-	-	-	-
N774	Leasing of intellectual property and similar products, except copyrighted works	6	-	-	-	-	-
N781	Activities of employment placement agencies	2,126	3,237,528	-	252	-	7,157
N782	Temporary employment agency activities	369	385,959	28,890	-	84,977	-
N783	Other human resources provision	9	-	-	-	-	-
N791	Travel agency and tour operator activities	799	732,190	-	-	113,516	10,026
N799	Other reservation service and related activities	221	-	-	-	-	-
N801	Private security activities	635	-	-	-	-	-
N802	Security systems service activities	26	-	-	-	-	-
N803	Investigation activities	6	-	-	-	-	-
N811	Combined facilities support activities	10	-	-	-	-	-
N812	Cleaning activities	236	-	-	-	-	-
N813	Landscape care and maintenance service activities	15	-	-	-	-	-
N821	Office administrative and support activities	635	600,326	37,370	104,288	-	-
N822	Call centers and other related activities	700	174,856,964	120,187,254	15,802,212	10,649,546	3,885,786
N823	Organization of conventions and trade shows	52	10,547	-	-	-	-
N829	Business support service activities, n.e.c.	310	480,159	372,700	89,305	-	-

Continued

Table 4.2--Concluded

2009 PSIC Code	Industry Description	Income from Transactions Outside the Country						
		Hong Kong	Denmark	Japan	Germany	Singapore	Uruguay	Others
		(7)	(8)	(9)	(10)	(11)	(12)	(13)
N	Administrative and Support Service Activities	2,899,626	114,188	2,352,180	1,309,216	5,064,414	-	17,190,769
N771	Renting and leasing of motor vehicles	-	-	-	-	-	-	-
N772	Renting and leasing of personal and household goods	-	-	-	-	-	-	-
N773	Renting and leasing of other machinery, equipment and tangible goods, n.e.c.	-	-	-	-	-	-	-
N774	Leasing of intellectual property and similar products, except copyrighted works	-	-	-	-	-	-	-
N781	Activities of employment placement agencies	-	-	714,000	-	1,292,026	-	1,224,092
N782	Temporary employment agency activities	24,688	-	19,750	72,225	40,446	-	114,982
N783	Other human resources provision	-	-	-	-	-	-	-
N791	Travel agency and tour operator activities	199,430	108,937	37,754	18,381	34,751	-	209,395
N799	Other reservation service and related activities	-	-	-	-	-	-	-
N801	Private security activities	-	-	-	-	-	-	-
N802	Security systems service activities	-	-	-	-	-	-	-
N803	Investigation activities	-	-	-	-	-	-	-
N811	Combined facilities support activities	-	-	-	-	-	-	-
N812	Cleaning activities	-	-	-	-	-	-	-
N813	Landscape care and maintenance service activities	-	-	-	-	-	-	-
N821	Office administrative and support activities	-	-	57,300	4,040	-	-	397,328
N822	Call centers and other related activities	2,661,076	5,251	1,523,376	1,214,570	3,697,191	-	15,230,703
N823	Organization of conventions and trade shows	-	-	-	-	-	-	10,547
N829	Business support service activities, n.e.c.	14,432	-	-	-	-	-	3,721

TABLE 4.3 Number of Establishments and Income from Non-Industrial Services Done for Others by Type for All Administrative and Support Service Activities Establishments by Region and Industry : Philippines, 2017

*(Values are in thousand pesos, except for number of establishments and employment.
Details may not add-up to total due to rounding and/or statistical disclosure control)*

2009 PSIC Code	Industry Description	Number of Establishments	Income from Non-Industrial Services Done for Others			
			Total	Rent Income from Land	Rental Income from Buildings, Warehouses and Other Structures	Rental Income from Machinery and Transport Equipment
		(1)	(2)	(3)	(4)	(5)
N	Administrative and Support Service Activities	6,466	10,399,190	164,513	421,294	7,932,750
N771	Renting and leasing of motor vehicles	10	1,141,300	-	-	1,082,430
N772	Renting and leasing of personal and household goods	178	502,556	-	5,100	26,879
N773	Renting and leasing of other machinery, equipment and tangible goods, n.e.c.	123	8,072,296	-	234,600	6,805,809
N774	Leasing of intellectual property and similar products, except copyrighted works	6	32,593	-	32,593	-
N781	Activities of employment placement agencies	2,126	21,028	-	11,097	823
N782	Temporary employment agency activities	369	170,210	62,002	39,512	8,361
N783	Other human resources provision	9	-	-	-	-
N791	Travel agency and tour operator activities	799	2,511	-	2,511	-
N799	Other reservation service and related activities	221	18	-	17	-
N801	Private security activities	635	276	-	128	-
N802	Security systems service activities	26	-	-	-	-
N803	Investigation activities	6	-	-	-	-
N811	Combined facilities support activities	10	6,225	-	-	-
N812	Cleaning activities	236	8,212	-	2,390	5,816
N813	Landscape care and maintenance service activities	15	3,162	-	565	2,596
N821	Office administrative and support activities	635	3,624	-	3,624	-
N822	Call centers and other related activities	700	424,976	102,511	89,157	36
N823	Organization of conventions and trade shows	52	3,698	-	-	-
N829	Business support service activities, n.e.c.	310	6,506	-	-	-

Continued

Table 4.3 -- Concluded

2009 PSIC Code	Industry Description	Income from Non-Industrial Services Done for Others		
		Rental Income from Office Equipment	Other Rental Income	Other Non-Industrial Services
		(6)	(7)	(8)
N	Administrative and Support Service Activities	18,999	1,421,080	440,554
N771	Renting and leasing of motor vehicles	-	-	58,870
N772	Renting and leasing of personal and household goods	15,000	433,859	21,718
N773	Renting and leasing of other machinery, equipment and tangible goods, n.e.c.	-	930,284	101,603
N774	Leasing of intellectual property and similar products, except copyrighted works	-	-	-
N781	Activities of employment placement agencies	145	-	8,962
N782	Temporary employment agency activities	2,361	212	57,762
N783	Other human resources provision	-	-	-
N791	Travel agency and tour operator activities	-	-	-
N799	Other reservation service and related activities	-	1	-
N801	Private security activities	-	148	-
N802	Security systems service activities	-	-	-
N803	Investigation activities	-	-	-
N811	Combined facilities support activities	1,452	-	4,773
N812	Cleaning activities	-	-	6
N813	Landscape care and maintenance service activities	-	-	-
N821	Office administrative and support activities	-	-	-
N822	Call centers and other related activities	-	52,878	180,394
N823	Organization of conventions and trade shows	-	3,698	-
N829	Business support service activities, n.e.c.	41	-	6,465

**TABLE 4.4 Number of Establishments and Other Income by Type for All Administrative and Support Service Activities Establishments
by Region and Industry : Philippines, 2017**

*(Values are in thousand pesos, except for number of establishments and employment.
Details may not add-up to total due to rounding and/or statistical disclosure control)*

2009 PSIC Code	Industry Description	Number of Establishments	Other Income			
			Total	Foreign Exchange Gains	Gain from Sale of Investment and Marketable Securities	Others
		(1)	(2)	(3)	(4)	(5)
N	Administrative and Support Service Activities	6,466	9,883,803	6,722,134	340,751	2,820,918
N771	Renting and leasing of motor vehicles	10	14,617	-	-	14,617
N772	Renting and leasing of personal and household goods	178	13	-	-	13
N773	Renting and leasing of other machinery, equipment and tangible goods, n.e.c.	123	133,921	1	2,720	131,200
N774	Leasing of intellectual property and similar products, except copyrighted works	6	-	-	-	-
N781	Activities of employment placement agencies	2,126	1,038,361	309,865	1,209	727,288
N782	Temporary employment agency activities	369	157,771	64,853	13,654	79,264
N783	Other human resources provision	9	1,417	295	1	1,121
N791	Travel agency and tour operator activities	799	35,302	20,800	1,243	13,259
N799	Other reservation service and related activities	221	9,028	3,446	-	5,582
N801	Private security activities	635	39,369	744	6,621	32,004
N802	Security systems service activities	26	-	-	-	-
N803	Investigation activities	6	1,690	-	-	1,690
N811	Combined facilities support activities	10	5,056	-	-	5,056
N812	Cleaning activities	236	2,374	-	-	2,374
N813	Landscape care and maintenance service activities	15	919	-	-	919
N821	Office administrative and support activities	635	9,597	8,094	-	1,503
N822	Call centers and other related activities	700	8,351,590	6,311,149	315,304	1,725,137
N823	Organization of conventions and trade shows	52	9,761	786	-	8,976
N829	Business support service activities, n.e.c.	310	73,016	2,102	-	70,914

**TABLE 5 Number of Establishments and Expense by Type for All Administrative and Support Service Activities Establishments
by Region and Industry : Philippines, 2017**

*(Values are in thousand pesos, except for number of establishments and employment.
Details may not add-up to total due to rounding and/or statistical disclosure control)*

2009 PSIC Code	Industry Description	Number of Establishments	Expense				
			Total	Total Compensation	Materials and Supplies	Real Estate Sold	Fuels, Lubricants, Oils and Greases
		(1)	(2)	(3)	(4)	(5)	(6)
N	Administrative and Support Service Activities	6,466	494,874,705	290,419,345	20,317,028	-	2,510,655
N771	Renting and leasing of motor vehicles	10	1,024,631	44,094	10,868	-	22,751
N772	Renting and leasing of personal and household goods	178	524,172	119,055	116,624	-	31,948
N773	Renting and leasing of other machinery, equipment and tangible goods, n.e.c.	123	6,841,431	1,030,694	1,690,049	-	416,757
N774	Leasing of intellectual property and similar products, except copyrighted works	6	45,602	7,104	3,189	-	1,718
N781	Activities of employment placement agencies	2,126	26,033,026	10,795,189	4,106,988	-	275,042
N782	Temporary employment agency activities	369	49,496,751	37,716,560	1,741,592	-	404,854
N783	Other human resources provision	9	387,492	240,245	56,213	-	868
N791	Travel agency and tour operator activities	799	10,385,492	2,417,793	4,651,682	-	74,294
N799	Other reservation service and related activities	221	3,456,586	2,049,790	87,329	-	27,069
N801	Private security activities	635	14,728,207	11,307,587	462,799	-	414,064
N802	Security systems service activities	26	721,567	417,667	7,994	-	9,409
N803	Investigation activities	6	100,724	25,406	34,182	-	3,001
N811	Combined facilities support activities	10	1,151,335	441,320	125,572	-	8,459
N812	Cleaning activities	236	11,005,398	5,774,056	1,075,542	-	83,439
N813	Landscape care and maintenance service activities	15	162,010	77,481	35,759	-	8,207
N821	Office administrative and support activities	635	2,916,752	1,092,595	250,502	-	4,298
N822	Call centers and other related activities	700	355,843,240	213,896,748	4,025,318	-	553,196
N823	Organization of conventions and trade shows	52	2,066,933	312,287	243,133	-	24,410
N829	Business support service activities, n.e.c.	310	7,983,358	2,653,675	1,591,693	-	146,871

Continued

Table 5 --Continued

2009 PSIC Code	Industry Description	Expense				
		Electricity	Water	Industrial Service Done by Others	Non-Industrial Service Done by Others	Cost of Goods Sold
		(7)	(8)	(9)	(10)	(11)
N	Administrative and Support Service Activities	8,055,391	1,815,603	23,857,708	109,990,753	5,074,629
N771	Renting and leasing of motor vehicles	4,180	1,189	63,417	842,218	-
N772	Renting and leasing of personal and household goods	21,614	8,008	27,727	142,823	6,820
N773	Renting and leasing of other machinery, equipment and tangible goods, n.e.c.	54,880	395,331	419,245	1,706,096	445,592
N774	Leasing of intellectual property and similar products, except copyrighted works	502	200	2,666	23,587	5,323
N781	Activities of employment placement agencies	328,839	83,713	1,857,091	6,477,935	64,457
N782	Temporary employment agency activities	257,228	57,916	3,268,702	4,288,427	391,973
N783	Other human resources provision	3,105	336	7,437	74,101	-
N791	Travel agency and tour operator activities	167,525	31,964	848,860	1,554,642	-
N799	Other reservation service and related activities	86,876	15,297	165,658	767,072	9,989
N801	Private security activities	147,508	35,890	501,228	1,123,804	6,837
N802	Security systems service activities	4,654	1,575	2,322	112,531	151,163
N803	Investigation activities	2,023	725	1,824	11,050	18,256
N811	Combined facilities support activities	8,014	3,870	424,980	69,016	20,069
N812	Cleaning activities	125,131	26,755	171,161	863,510	2,464,991
N813	Landscape care and maintenance service activities	1,382	716	1,803	23,316	-
N821	Office administrative and support activities	94,287	12,199	31,262	961,965	189,967
N822	Call centers and other related activities	6,448,113	1,094,096	13,842,822	89,156,638	1,299,193
N823	Organization of conventions and trade shows	19,837	3,717	758,569	515,662	-
N829	Business support service activities, n.e.c.	279,692	42,106	1,460,935	1,276,358	-

Continued

Table 5 --Continued

2009 PSIC Code	Industry Description	Expense				
		Interest Expense	Taxes on Products and Other Taxes on Production	Research and Development	Environmental Protection Expense	Royalty Fee
		(12)	(13)	(14)	(15)	(16)
N	Administrative and Support Service Activities	1,415,824	2,706,353	150,780	60,332	801,393
N771	Renting and leasing of motor vehicles	856	1,957	-	-	-
N772	Renting and leasing of personal and household goods	1,762	11,393	-	-	-
N773	Renting and leasing of other machinery, equipment and tangible goods, n.e.c.	44,782	90,119	-	225	-
N774	Leasing of intellectual property and similar products, except copyrighted works	-	786	-	-	-
N781	Activities of employment placement agencies	98,807	397,785	662	5	43,687
N782	Temporary employment agency activities	259,181	273,711	581	983	-
N783	Other human resources provision	-	2,543	-	-	-
N791	Travel agency and tour operator activities	23,437	181,308	-	54,281	182,434
N799	Other reservation service and related activities	1,122	50,299	181	309	-
N801	Private security activities	61,417	202,635	1,786	-	8,058
N802	Security systems service activities	-	4,832	47	-	-
N803	Investigation activities	106	1,454	-	-	-
N811	Combined facilities support activities	217	12,846	-	3,913	-
N812	Cleaning activities	40,380	88,982	547	20	71,638
N813	Landscape care and maintenance service activities	398	3,960	-	-	-
N821	Office administrative and support activities	442	72,558	-	-	-
N822	Call centers and other related activities	866,901	1,148,729	141,966	120	491,076
N823	Organization of conventions and trade shows	2,999	14,807	-	-	-
N829	Business support service activities, n.e.c.	13,017	145,648	5,009	477	4,500

Continued

Table 5 --Concluded

2009 PSIC Code	Industry Description	Expense				
		Franchise Fee	Payouts	Amortization	Depreciation	Other expense
		(17)	(18)	(19)	(20)	(21)
N	Administrative and Support Service Activities	589	-	1,837,725	12,696,832	13,048,846
N771	Renting and leasing of motor vehicles	-	-	39	14,008	19,053
N772	Renting and leasing of personal and household goods	-	-	60	30,811	5,527
N773	Renting and leasing of other machinery, equipment and tangible goods, n.e.c.	-	-	2,664	445,989	99,009
N774	Leasing of intellectual property and similar products, except copyrighted works	-	-	-	488	40
N781	Activities of employment placement agencies	-	-	13,408	512,552	865,365
N782	Temporary employment agency activities	-	-	27,373	490,658	317,011
N783	Other human resources provision	-	-	1	2,393	251
N791	Travel agency and tour operator activities	-	-	679	157,885	38,708
N799	Other reservation service and related activities	-	-	191	71,222	124,182
N801	Private security activities	-	-	1,913	318,997	133,683
N802	Security systems service activities	-	-	-	9,149	224
N803	Investigation activities	-	-	20	2,308	371
N811	Combined facilities support activities	-	-	161	21,148	11,749
N812	Cleaning activities	-	-	3,201	148,293	64,250
N813	Landscape care and maintenance service activities	-	-	-	8,217	770
N821	Office administrative and support activities	-	-	71	93,843	112,762
N822	Call centers and other related activities	589	-	1,783,348	10,053,874	11,040,597
N823	Organization of conventions and trade shows	-	-	715	26,656	144,139
N829	Business support service activities, n.e.c.	-	-	3,883	288,341	71,154

TABLE 5.2 Number of Establishments and Expense for Industrial Services Done by Others by Type for All Administrative and Support Service Activities
Establishments by Region and Industry : Philippines, 2017

*(Values are in thousand pesos, except for number of establishments and employment.
Details may not add-up to total due to rounding and/or statistical disclosure control)*

2009 PSIC Code	Industry Description	Number of Establishments	Cost of Industrial Services Done by Others		
			Total	Contract and Commission	Repairs, Maintenance and Installation
		(1)	(2)	(3)	(4)
N	Administrative and Support Service Activities	6,466	23,857,708	15,721,544	8,136,164
N771	Renting and leasing of motor vehicles	10	63,417	-	63,417
N772	Renting and leasing of personal and household goods	178	27,727	14,734	12,993
N773	Renting and leasing of other machinery, equipment and tangible goods, n.e.c.	123	419,245	179,264	239,981
N774	Leasing of intellectual property and similar products, except copyrighted works	6	2,666	1,609	1,058
N781	Activities of employment placement agencies	2,126	1,857,091	1,545,390	311,701
N782	Temporary employment agency activities	369	3,268,702	3,009,139	259,563
N783	Other human resources provision	9	7,437	176	7,262
N791	Travel agency and tour operator activities	799	848,860	746,051	102,808
N799	Other reservation service and related activities	221	165,658	96,149	69,510
N801	Private security activities	635	501,228	181,178	320,051
N802	Security systems service activities	26	2,322	604	1,718
N803	Investigation activities	6	1,824	-	1,824
N811	Combined facilities support activities	10	424,980	422,996	1,984
N812	Cleaning activities	236	171,161	55,686	115,475
N813	Landscape care and maintenance service activities	15	1,803	-	1,803
N821	Office administrative and support activities	635	31,262	11,412	19,850
N822	Call centers and other related activities	700	13,842,822	7,841,551	6,001,271
N823	Organization of conventions and trade shows	52	758,569	753,781	4,788
N829	Business support service activities, n.e.c.	310	1,460,935	861,825	599,110

TABLE 5.3 Number of Establishments and Expense for Non-Industrial Services Done by Others by Type for All Administrative and Support Service Activities Establishments by Region and Industry: Philippines, 2017

*(Values are in thousand pesos, except for number of establishments and employment.
Details may not add-up to total due to rounding and/or statistical disclosure control)*

2009 PSIC Code	Industry Description	Number of Establishments	Non-Industrial Services Done by Others			
			Total	Rent Expense from Land	Rental Expense from Buildings, Warehouses and Other Structures	Rental Expense from Machinery and Transport Equipment
		(1)	(2)	(3)	(4)	(5)
N	Administrative and Support Service Activities	6,466	109,990,753	2,343,470	23,408,343	181,850
N771	Renting and leasing of motor vehicles	10	842,218	-	6,241	11,126
N772	Renting and leasing of personal and household goods	178	142,823	6,328	69,666	-
N773	Renting and leasing of other machinery, equipment and tangible goods, n.e.c.	123	1,706,096	8,502	78,389	52,295
N774	Leasing of intellectual property and similar products, except copyrighted works	6	23,587	9,879	3,405	-
N781	Activities of employment placement agencies	2,126	6,477,935	38,724	1,317,719	39,364
N782	Temporary employment agency activities	369	4,288,427	50,787	473,625	25
N783	Other human resources provision	9	74,101	-	18,540	-
N791	Travel agency and tour operator activities	799	1,554,642	1,482	442,570	-
N799	Other reservation service and related activities	221	767,072	7,473	264,972	-
N801	Private security activities	635	1,123,804	10,829	170,543	8,744
N802	Security systems service activities	26	112,531	-	10,688	-
N803	Investigation activities	6	11,050	-	2,962	-
N811	Combined facilities support activities	10	69,016	-	15,102	6
N812	Cleaning activities	236	863,510	-	33,954	2,307
N813	Landscape care and maintenance service activities	15	23,316	-	4	-
N821	Office administrative and support activities	635	961,965	-	186,589	-
N822	Call centers and other related activities	700	89,156,638	2,209,467	20,056,379	35,007
N823	Organization of conventions and trade shows	52	515,662	-	84,517	31,595
N829	Business support service activities, n.e.c.	310	1,276,358	-	172,479	1,381

Continued

Table 5.3 --Concluded

2009 PSIC Code	Industry Description	Non-Industrial Services Done by Others					
		Rental Expense from Office Equipment	Other Rental Expenses	Communication Expense	Insurance Expense	Transport Service Expense	Other Non-Industrial Services
		(6)	(7)	(8)	(9)	(10)	(11)
N	Administrative and Support Service Activities	136,740	668,791	9,745,432	2,281,746	1,830,947	69,393,355
N771	Renting and leasing of motor vehicles	131	-	1,000	43,085	65	780,570
N772	Renting and leasing of personal and household goods	-	13,265	9,447	1,795	853	41,469
N773	Renting and leasing of other machinery, equipment and tangible goods, n.e.c.	4,182	3,361	44,516	50,613	115,348	1,348,891
N774	Leasing of intellectual property and similar products, except copyrighted works	-	-	103	1,817	309	8,074
N781	Activities of employment placement agencies	19,529	27,852	356,702	240,258	85,684	4,352,103
N782	Temporary employment agency activities	4,872	6,392	220,565	107,719	317,889	3,106,553
N783	Other human resources provision	106	-	5,824	1,123	32	48,475
N791	Travel agency and tour operator activities	3,462	12,450	137,552	77,967	53,568	825,592
N799	Other reservation service and related activities	-	389	168,103	7,739	29,317	289,080
N801	Private security activities	1,007	8,360	118,656	60,316	53,212	692,138
N802	Security systems service activities	-	-	1,264	682	2,320	97,578
N803	Investigation activities	-	-	1,358	941	1,997	3,791
N811	Combined facilities support activities	-	-	1,827	1,054	734	50,293
N812	Cleaning activities	1,004	-	29,227	21,778	11,392	763,848
N813	Landscape care and maintenance service activities	-	-	166	682	279	22,185
N821	Office administrative and support activities	10,149	48	54,072	4,165	53,393	653,549
N822	Call centers and other related activities	87,962	570,440	8,492,220	1,625,417	1,056,651	55,023,015
N823	Organization of conventions and trade shows	1,254	25,411	10,519	4,247	340	357,778
N829	Business support service activities, n.e.c.	3,083	820	92,311	30,348	47,562	928,375

**TABLE 5.4 Number of Establishments and Cost of Goods Sold for All Administrative and Support Service Activities Establishments
by Region and Industry : Philippines, 2017**

*(Values are in thousand pesos, except for number of establishments and employment.
Details may not add-up to total due to rounding and/or statistical disclosure control)*

2009 PSIC Code	Industry Description	Number of Establishments	Cost of Goods Sold			
			Total	Goods for Resale Inventories, Beginning	Goods Purchased for Resale	Goods for Resale Inventories, Ending
		(1)	(2)	(3)	(4)	(5)
N	Administrative and Support Service Activities	6,466	5,074,629	1,289,506	4,939,745	1,186,414
N771	Renting and leasing of motor vehicles	10	-	-	-	-
N772	Renting and leasing of personal and household goods	178	6,820	2,573	6,963	2,716
N773	Renting and leasing of other machinery, equipment and tangible goods, n.e.c.	123	445,592	817,656	307,584	679,648
N774	Leasing of intellectual property and similar products, except copyrighted works	6	5,323	338	5,323	338
N781	Activities of employment placement agencies	2,126	64,457	12,592	58,970	7,105
N782	Temporary employment agency activities	369	391,973	51,710	419,450	79,187
N783	Other human resources provision	9	-	-	-	-
N791	Travel agency and tour operator activities	799	-	-	-	-
N799	Other reservation service and related activities	221	9,989	-	9,989	-
N801	Private security activities	635	6,837	419	6,717	299
N802	Security systems service activities	26	151,163	189,621	172,630	211,088
N803	Investigation activities	6	18,256	2,853	18,162	2,759
N811	Combined facilities support activities	10	20,069	930	47,736	28,596
N812	Cleaning activities	236	2,464,991	3,532	2,465,772	4,313
N813	Landscape care and maintenance service activities	15	-	-	-	-
N821	Office administrative and support activities	635	189,967	136,358	180,455	126,846
N822	Call centers and other related activities	700	1,299,193	70,927	1,239,993	43,519
N823	Organization of conventions and trade shows	52	-	-	-	-
N829	Business support service activities, n.e.c.	310	-	-	-	-

TABLE 5.5 Number of Establishments and Taxes on Products and Other Taxes on Production for All Administrative and Support Service Activities
Establishments by Region and Industry: Philippines, 2017

*(Values are in thousand pesos, except for number of establishments and employment.
Details may not add-up to total due to rounding and/or statistical disclosure control)*

2009 PSIC Code	Industry Description	Number of Establishments	Taxes on Products and Other Taxes on Production		
			Total	Taxes on Products	Other Taxes on Production
		(1)	(2)	(3)	(4)
N	Administrative and Support Service Activities	6,466	2,706,353	343,006	2,363,346
N771	Renting and leasing of motor vehicles	10	1,957	-	1,957
N772	Renting and leasing of personal and household goods	178	11,393	149	11,244
N773	Renting and leasing of other machinery, equipment and tangible goods, n.e.c.	123	90,119	745	89,374
N774	Leasing of intellectual property and similar products, except copyrighted works	6	786	-	786
N781	Activities of employment placement agencies	2,126	397,785	57,839	339,946
N782	Temporary employment agency activities	369	273,711	28,751	244,960
N783	Other human resources provision	9	2,543	-	2,543
N791	Travel agency and tour operator activities	799	181,308	47,093	134,216
N799	Other reservation service and related activities	221	50,299	15,458	34,841
N801	Private security activities	635	202,635	9,976	192,660
N802	Security systems service activities	26	4,832	-	4,832
N803	Investigation activities	6	1,454	-	1,454
N811	Combined facilities support activities	10	12,846	-	12,846
N812	Cleaning activities	236	88,982	4,126	84,857
N813	Landscape care and maintenance service activities	15	3,960	25	3,935
N821	Office administrative and support activities	635	72,558	427	72,130
N822	Call centers and other related activities	700	1,148,729	151,977	996,752
N823	Organization of conventions and trade shows	52	14,807	-	14,807
N829	Business support service activities, n.e.c.	310	145,648	26,441	119,207

**TABLE 5.6 Number of Establishments and Other Expense by Type for All Administrative and Support Service Activities Establishments
by Region and Industry : Philippines, 2017**

*(Values are in thousand pesos, except for number of establishments and employment.
Details may not add-up to total due to rounding and/or statistical disclosure control)*

2009 PSIC Code	Industry Description	Number of Establishments	Other Expense					
			Total	Foreign Exchange Losses	Charitable Donations and Grants	Bad and Doubtful Debts	Loss from Sale of Investment Assets and Marketable Securities	Others
N	Administrative and Support Service Activities	6,466	13,048,846	5,713,865	144,314	877,911	80,278	6,260,883
N771	Renting and leasing of motor vehicles	10	19,053	-	-	356	-	18,697
N772	Renting and leasing of personal and household goods	178	5,527	-	290	200	-	5,037
N773	Renting and leasing of other machinery, equipment and tangible goods, n.e.c.	123	99,009	36,407	16,063	16,812	125	29,603
N774	Leasing of intellectual property and similar products, except copyrighted works	6	40	-	-	-	-	40
N781	Activities of employment placement agencies	2,126	865,365	30,118	11,326	596,784	101	255,439
N782	Temporary employment agency activities	369	317,011	28,096	20,774	47,008	6,428	214,705
N783	Other human resources provision	9	251	-	-	7	-	243
N791	Travel agency and tour operator activities	799	38,708	11,992	2,574	6,845	420	16,877
N799	Other reservation service and related activities	221	124,182	24,664	1,718	1,002	276	96,523
N801	Private security activities	635	133,683	73	10,236	8,020	367	114,988
N802	Security systems service activities	26	224	-	-	-	-	224
N803	Investigation activities	6	371	-	18	-	-	353
N811	Combined facilities support activities	10	11,749	-	10	6,714	-	5,025
N812	Cleaning activities	236	64,250	40	1,795	2,397	1,207	58,811
N813	Landscape care and maintenance service activities	15	770	-	-	-	-	770
N821	Office administrative and support activities	635	112,762	7,164	1,976	-	-	103,622
N822	Call centers and other related activities	700	11,040,597	5,570,765	76,718	191,356	71,355	5,130,404
N823	Organization of conventions and trade shows	52	144,139	-	108	-	-	144,031
N829	Business support service activities, n.e.c.	310	71,154	4,545	709	410	-	65,490

TABLE 6 Number of Establishments and Capital Expenditures by Type of Tangible Fixed Assets for All Administrative and Support Service Activities
Establishments by Industry Sub-Class: Philippines, 2017

*(Values are in thousand pesos, except for number of establishments and employment.
Details may not add-up to total due to rounding and/or statistical disclosure control)*

2009 PSIC Code	Industry Description	Number of Establishments	Capital Expenditures for Tangible Fixed Assets				
			Total	Land	Buildings, Other Structures and Land Improvements	Transport Equipment	ICT Machinery and Equipment
		(1)	(2)	(3)	(4)	(5)	(6)
N	Administrative and Support Service Activities	6,466	11,796,056	149,807	3,148,167	1,397,434	4,750,306
N771	Renting and leasing of motor vehicles	10	888,000	-	35,222	818,672	29,077
N772	Renting and leasing of personal and household goods	178	20,033	10,000	331	1,654	-
N773	Renting and leasing of other machinery, equipment and tangible goods, n.e.c.	123	583,171	8,005	15,209	135,175	4,664
N774	Leasing of intellectual property and similar products, except copyrighted works	6	-	-	-	-	-
N781	Activities of employment placement agencies	2,126	329,531	-	184,992	38,249	35,722
N782	Temporary employment agency activities	369	505,585	69,716	108,707	74,991	36,988
N783	Other human resources provision	9	157	-	-	-	-
N791	Travel agency and tour operator activities	799	24,222	-	15,891	2,132	4,841
N799	Other reservation service and related activities	221	432,314	-	244,911	8,943	176,900
N801	Private security activities	635	308,211	6,861	8,161	167,216	72,591
N802	Security systems service activities	26	1,652	-	-	880	282
N803	Investigation activities	6	2,419	-	-	998	850
N811	Combined facilities support activities	10	3,977	-	3,977	-	-
N812	Cleaning activities	236	139,018	2,256	6,802	27,319	6,998
N813	Landscape care and maintenance service activities	15	17,447	456	6,586	2,682	-
N821	Office administrative and support activities	635	136,022	-	53,858	5,914	36,422
N822	Call centers and other related activities	700	8,303,417	44,420	2,448,064	110,346	4,306,959
N823	Organization of conventions and trade shows	52	14,536	6,136	1,633	-	1,698
N829	Business support service activities, n.e.c.	310	86,344	1,958	13,824	2,263	36,312

Continued

Table 6 --Concluded

2009 PSIC Code	Industry Description	Capital Expenditures for Tangible Fixed Assets					
		Specialized Industrial Machineries	General Industrial Machineries	Other Machinery and Equipment	Library Books	Valuables	Other Tangible Fixed Assets
		(7)	(8)	(9)	(10)	(11)	(12)
N	Administrative and Support Service Activities	51,592	416,119	798,228	-	9,149	1,075,254
N771	Renting and leasing of motor vehicles	-	-	-	-	-	5,029
N772	Renting and leasing of personal and household goods	-	-	7,440	-	-	608
N773	Renting and leasing of other machinery, equipment and tangible goods, n.e.c.	3,598	51,049	363,844	-	-	1,629
N774	Leasing of intellectual property and similar products, except copyrighted works	-	-	-	-	-	-
N781	Activities of employment placement agencies	-	54,171	-	-	-	16,396
N782	Temporary employment agency activities	1,087	33,779	115,215	-	-	65,102
N783	Other human resources provision	-	-	-	-	-	157
N791	Travel agency and tour operator activities	-	70	-	-	-	1,288
N799	Other reservation service and related activities	-	465	-	-	-	1,096
N801	Private security activities	7,164	13,798	14,011	-	4,454	13,955
N802	Security systems service activities	-	-	376	-	-	114
N803	Investigation activities	-	-	-	-	-	570
N811	Combined facilities support activities	-	-	-	-	-	-
N812	Cleaning activities	2,244	44,116	35,677	-	-	13,606
N813	Landscape care and maintenance service activities	-	6,838	-	-	-	884
N821	Office administrative and support activities	1,149	1,404	32,941	-	-	4,335
N822	Call centers and other related activities	32,038	188,122	226,034	-	4,694	942,739
N823	Organization of conventions and trade shows	4,311	-	-	-	-	759
N829	Business support service activities, n.e.c.	-	22,307	2,689	-	-	6,988

TABLE 6.1 Number of Establishments and Capital Expenditures for Directly Imported Tangible Fixed Assets for All Administrative and Support Service Activities Establishments by Industry Sub-Class: Philippines, 2017

*(Values are in thousand pesos, except for number of establishments and employment.
Details may not add-up to total due to rounding and/or statistical disclosure control)*

2009 PSIC Code	Industry Description	Number of Establishments	Directly Imported Tangible Fixed Assets		
			Transport Equipment	ICT Machinery and Equipment	Specialized Industrial Machineries
		(1)	(2)	(3)	(4)
N	Administrative and Support Service Activities	6,466	-	7,267	-
N771	Renting and leasing of motor vehicles	10	-	-	-
N772	Renting and leasing of personal and household goods	178	-	-	-
N773	Renting and leasing of other machinery, equipment and tangible goods, n.e.c.	123	-	-	-
N774	Leasing of intellectual property and similar products, except copyrighted works	6	-	-	-
N781	Activities of employment placement agencies	2,126	-	-	-
N782	Temporary employment agency activities	369	-	-	-
N783	Other human resources provision	9	-	-	-
N791	Travel agency and tour operator activities	799	-	-	-
N799	Other reservation service and related activities	221	-	-	-
N801	Private security activities	635	-	-	-
N802	Security systems service activities	26	-	-	-
N803	Investigation activities	6	-	-	-
N811	Combined facilities support activities	10	-	-	-
N812	Cleaning activities	236	-	-	-
N813	Landscape care and maintenance service activities	15	-	-	-
N821	Office administrative and support activities	635	-	1	-
N822	Call centers and other related activities	700	-	7,267	-
N823	Organization of conventions and trade shows	52	-	-	-
N829	Business support service activities, n.e.c.	310	-	-	-

Continued

Table 6.1 --Concluded

2009 PSIC Code	Industry Description	Directly Imported Tangible Fixed Assets				
		General Industrial Machineries	Other Machinery and Equipment	Library Books	Valuables	Other Tangible Fixed Assets
		(6)	(7)	(8)	(9)	(10)
N	Administrative and Support Service Activities	-	16	-	-	1
N771	Renting and leasing of motor vehicles	-	-	-	-	-
N772	Renting and leasing of personal and household goods	-	-	-	-	-
N773	Renting and leasing of other machinery, equipment and tangible goods, n.e.c.	-	-	-	-	-
N774	Leasing of intellectual property and similar products, except copyrighted works	-	-	-	-	-
N781	Activities of employment placement agencies	-	-	-	-	-
N782	Temporary employment agency activities	-	-	-	-	-
N783	Other human resources provision	-	-	-	-	-
N791	Travel agency and tour operator activities	-	-	-	-	-
N799	Other reservation service and related activities	-	-	-	-	-
N801	Private security activities	-	-	-	-	-
N802	Security systems service activities	-	-	-	-	-
N803	Investigation activities	-	-	-	-	-
N811	Combined facilities support activities	-	-	-	-	-
N812	Cleaning activities	-	-	-	-	-
N813	Landscape care and maintenance service activities	-	-	-	-	-
N821	Office administrative and support activities	-	16	-	-	1
N822	Call centers and other related activities	-	-	-	-	-
N823	Organization of conventions and trade shows	-	-	-	-	-
N829	Business support service activities, n.e.c.	-	-	-	-	-

TABLE 6.2 Number of Establishments and Capital Expenditures for Tangible Fixed Assets by Mode of Acquisition for Administrative and Support Service Activities Establishments for All Employment Sizes by Industry Sub-Class: Philippines, 2017

(Values are in thousand pesos, except for number of establishments and employment.

Details may not add-up to total due to rounding and/or statistical disclosure control)

2009 PSIC Code	Industry Description	Number of Establishments	Capital Expenditures for Tangible Fixed Assets by Mode of Acquisition				
			Total	New Fixed Assets	Major Alterations and Improvements	Land and Used	Produced on Own Account
		(1)	(2)	(3)	(4)	(5)	(6)
N	Administrative and Support Service Activities	6,466	11,792,462	9,472,408	1,777,903	377,043	165,108
N771	Renting and leasing of motor vehicles	10	888,000	817,968	35,222	-	34,810
N772	Renting and leasing of personal and household goods	178	20,033	10,033	-	10,000	-
N773	Renting and leasing of other machinery, equipment and tangible goods, n.e.c.	123	583,171	547,234	23,654	8,005	4,278
N774	Leasing of intellectual property and similar products, except copyrighted works	6	-	-	-	-	-
N781	Activities of employment placement agencies	2,126	329,531	133,703	75,873	-	119,956
N782	Temporary employment agency activities	369	505,585	363,129	64,509	75,641	2,305
N783	Other human resources provision	9	157	157	-	-	-
N791	Travel agency and tour operator activities	799	24,222	8,331	15,891	-	-
N799	Other reservation service and related activities	221	432,314	431,334	980	-	-
N801	Private security activities	635	308,514	286,654	7,116	14,012	732
N802	Security systems service activities	26	1,652	1,652	-	-	-
N803	Investigation activities	6	2,419	2,419	-	-	-
N811	Combined facilities support activities	10	3,977	-	3,977	-	-
N812	Cleaning activities	236	139,018	128,426	5,451	3,543	1,598
N813	Landscape care and maintenance service activities	15	17,447	13,670	3,321	456	-
N821	Office administrative and support activities	635	136,022	82,378	53,644	-	-
N822	Call centers and other related activities	700	8,299,521	6,566,928	1,473,873	257,292	1,428
N823	Organization of conventions and trade shows	52	14,536	6,767	1,633	6,136	-
N829	Business support service activities, n.e.c.	310	86,344	71,626	12,759	1,958	-

TABLE 7 Number of Establishments and Capital Expenditures for Intangible Assets by Type for All Administrative and Support Service Activities
Establishments by Industry Sub-Class: Philippines, 2017

*(Values are in thousand pesos, except for number of establishments and employment.
Details may not add-up to total due to rounding and/or statistical disclosure control)*

2009 PSIC Code	Industry Description	Number of Establishments	Capital Expenditures for Intangible Assets					
			Total	Intangible Non- Produced Assets	Computer Software and Databases	Entertainment, Literary and Artistics Originals	Research and Development	Other Intangible Assets
			(1)	(2)	(3)	(4)	(5)	(6)
N	Administrative and Support Service Activities	6,466	691,829	15,686	668,062	-	100	7,980
N771	Renting and leasing of motor vehicles	10	-	-	-	-	-	-
N772	Renting and leasing of personal and household goods	178	300	100	200	-	-	-
N773	Renting and leasing of other machinery, equipment and tangible goods, n.e.c.	123	344	-	344	-	-	-
N774	Leasing of intellectual property and similar products, except copyrighted works	6	-	-	-	-	-	-
N781	Activities of employment placement agencies	2,126	5,384	-	5,384	-	-	-
N782	Temporary employment agency activities	369	14,999	267	14,732	-	-	-
N783	Other human resources provision	9	-	-	-	-	-	-
N791	Travel agency and tour operator activities	799	15	-	15	-	-	-
N799	Other reservation service and related activities	221	-	-	-	-	-	-
N801	Private security activities	635	14,675	13,137	1,538	-	-	-
N802	Security systems service activities	26	-	-	-	-	-	-
N803	Investigation activities	6	-	-	-	-	-	-
N811	Combined facilities support activities	10	-	-	-	-	-	-
N812	Cleaning activities	236	2,029	-	2,029	-	-	-
N813	Landscape care and maintenance service activities	15	-	-	-	-	-	-
N821	Office administrative and support activities	635	705	-	705	-	-	-
N822	Call centers and other related activities	700	652,711	2,182	642,449	-	100	7,980
N823	Organization of conventions and trade shows	52	667	-	667	-	-	-
N829	Business support service activities, n.e.c.	310	-	-	-	-	-	-

**TABLE 8 Number of Establishments and Gross Additions to Tangible Fixed Assets for All Administrative and Support Service Activities Establishments
by Industry Sub-Class: Philippines, 2017**

*(Values are in thousand pesos, except for number of establishments and employment.
Details may not add-up to total due to rounding and/or statistical disclosure control)*

2009 PSIC Code	Industry Description	Number of Establishments	Gross Additions	Capital Expenditures	Sale of Tangible Fixed Assets
		(1)	(2)	(3)	(4)
N	Administrative and Support Service Activities	6,466	10,756,306	11,796,056	1,039,749
N771	Renting and leasing of motor vehicles	10	597,836	888,000	290,164
N772	Renting and leasing of personal and household goods	178	20,033	20,033	-
N773	Renting and leasing of other machinery, equipment and tangible goods, n.e.c.	123	522,541	583,171	60,629
N774	Leasing of intellectual property and similar products, except copyrighted works	6	-	-	-
N781	Activities of employment placement agencies	2,126	217,896	329,531	111,635
N782	Temporary employment agency activities	369	500,258	505,585	5,327
N783	Other human resources provision	9	157	157	-
N791	Travel agency and tour operator activities	799	24,222	24,222	-
N799	Other reservation service and related activities	221	432,314	432,314	-
N801	Private security activities	635	308,027	308,211	184
N802	Security systems service activities	26	1,652	1,652	-
N803	Investigation activities	6	2,419	2,419	-
N811	Combined facilities support activities	10	2,800	3,977	1,177
N812	Cleaning activities	236	139,018	139,018	-
N813	Landscape care and maintenance service activities	15	17,447	17,447	-
N821	Office administrative and support activities	635	135,857	136,022	165
N822	Call centers and other related activities	700	7,772,259	8,303,417	531,158
N823	Organization of conventions and trade shows	52	14,536	14,536	-
N829	Business support service activities, n.e.c.	310	47,033	86,344	39,310

TABLE 8.1 Number of Establishments and Sale of Tangible Fixed Assets by Type for All Administrative and Support Service Activities Establishments by Industry Sub-Class: Philippines, 2017

*(Values are in thousand pesos, except for number of establishments and employment.
Details may not add-up to total due to rounding and/or statistical disclosure control)*

2009 PSIC Code	Industry Description	Number of Establishments	Sale of Tangible Fixed Assets				
			Total	Land	Buildings, Other Structures and Land improvements	Transport Equipment	ICT Machinery and Equipment
		(1)	(2)	(3)	(4)	(5)	(6)
N	Administrative and Support Service Activities	6,466	1,039,749	-	274,063	397,381	291,316
N771	Renting and leasing of motor vehicles	10	290,164	-	-	289,297	867
N772	Renting and leasing of personal and household goods	178	-	-	-	-	-
N773	Renting and leasing of other machinery, equipment and tangible goods, n.e.c.	123	60,629	-	-	60,629	-
N774	Leasing of intellectual property and similar products, except copyrighted works	6	-	-	-	-	-
N781	Activities of employment placement agencies	2,126	111,635	-	-	43,280	57,280
N782	Temporary employment agency activities	369	5,327	-	-	2,998	426
N783	Other human resources provision	9	-	-	-	-	-
N791	Travel agency and tour operator activities	799	-	-	-	-	-
N799	Other reservation service and related activities	221	-	-	-	-	-
N801	Private security activities	635	184	-	-	-	134
N802	Security systems service activities	26	-	-	-	-	-
N803	Investigation activities	6	-	-	-	-	-
N811	Combined facilities support activities	10	1,177	-	-	1,177	-
N812	Cleaning activities	236	-	-	-	-	-
N813	Landscape care and maintenance service activities	15	-	-	-	-	-
N821	Office administrative and support activities	635	165	-	-	-	165
N822	Call centers and other related activities	700	531,158	-	251,316	-	225,224
N823	Organization of conventions and trade shows	52	-	-	-	-	-
N829	Business support service activities. n.e.c.	310	39,310	-	22,747	-	7,220

Continued

Table 8.1 --Concluded

2009 PSIC Code	Industry Description	Sale of Tangible Fixed Assets					
		Specialized Industrial Machineries	General Industrial Machineries	Other Machinery and Equipment	Library Books	Valuables	Other Tangible Fixed Assets
		(7)	(8)	(9)	(10)	(11)	(12)
N	Administrative and Support Service Activities	-	2,076	11,762	-	1	63,149
N771	Renting and leasing of motor vehicles	-	-	-	-	-	-
N772	Renting and leasing of personal and household goods	-	-	-	-	-	-
N773	Renting and leasing of other machinery, equipment and tangible goods, n.e.c.	-	-	-	-	-	-
N774	Leasing of intellectual property and similar products, except copyrighted works	-	-	-	-	-	-
N781	Activities of employment placement agencies	-	-	-	-	-	11,076
N782	Temporary employment agency activities	-	1,892	-	-	-	10
N783	Other human resources provision	-	-	-	-	-	-
N791	Travel agency and tour operator activities	-	-	-	-	-	-
N799	Other reservation service and related activities	-	-	-	-	-	-
N801	Private security activities	-	-	-	-	-	50
N802	Security systems service activities	-	-	-	-	-	-
N803	Investigation activities	-	-	-	-	-	-
N811	Combined facilities support activities	-	-	-	-	-	-
N812	Cleaning activities	-	-	-	-	-	-
N813	Landscape care and maintenance service activities	-	-	-	-	-	-
N821	Office administrative and support activities	-	-	-	-	-	-
N822	Call centers and other related activities	-	185	11,762	-	-	42,670
N823	Organization of conventions and trade shows	-	-	-	-	-	-
N829	Business support service activities, n.e.c.	-	-	-	-	-	9,344

TABLE 8.2 Number of Establishments and Losses and Damages to Tangible Fixed Assets by Type for All Administrative and Support Service Activities
Establishments by Industry Sub-Class: Philippines, 2017

*(Values are in thousand pesos, except for number of establishments and employment.
Details may not add-up to total due to rounding and/or statistical disclosure control)*

2009 PSIC Code	Industry Description	Number of Establishments	Losses and Damages				
			Total	Land	Buildings, Other Structures and Land Improvements	Transport Equipment	ICT Machinery and Equipment
		(1)	(2)	(3)	(4)	(5)	(6)
N	Administrative and Support Service Activities	6,466	313,261	-	159,820	31,806	78,792
N771	Renting and leasing of motor vehicles	10	-	-	-	-	-
N772	Renting and leasing of personal and household goods	178	-	-	-	-	-
N773	Renting and leasing of other machinery, equipment and tangible goods, n.e.c.	123	-	-	-	-	-
N774	Leasing of intellectual property and similar products, except copyrighted works	6	-	-	-	-	-
N781	Activities of employment placement agencies	2,126	-	-	-	-	-
N782	Temporary employment agency activities	369	8,641	-	637	3,115	15
N783	Other human resources provision	9	-	-	-	-	-
N791	Travel agency and tour operator activities	799	32,564	-	14,861	17,703	-
N799	Other reservation service and related activities	221	582	-	-	-	582
N801	Private security activities	635	33,043	-	10,283	6,180	0
N802	Security systems service activities	26	-	-	-	-	-
N803	Investigation activities	6	-	-	-	-	-
N811	Combined facilities support activities	10	-	-	-	-	-
N812	Cleaning activities	236	-	-	-	-	-
N813	Landscape care and maintenance service activities	15	43	-	-	43	-
N821	Office administrative and support activities	635	-	-	-	-	-
N822	Call centers and other related activities	700	238,324	-	134,040	4,712	78,186
N823	Organization of conventions and trade shows	52	-	-	-	-	-
N829	Business support service activities, n.e.c.	310	63	-	-	53	8

Continued

Table 8.2 --Concluded

2009 PSIC Code	Industry Description	Losses and Damages					
		Specialized Industrial Machineries	General Industrial Machineries	Other Machinery and Equipment	Library Books	Valuables	Other Tangible Fixed Assets
		(7)	(8)	(9)	(10)	(11)	(12)
N	Administrative and Support Service Activities	4,250	4,731	13,265	-	-	20,597
N771	Renting and leasing of motor vehicles	-	-	-	-	-	-
N772	Renting and leasing of personal and household goods	-	-	-	-	-	-
N773	Renting and leasing of other machinery, equipment and tangible goods, n.e.c.	-	-	-	-	-	-
N774	Leasing of intellectual property and similar products, except copyrighted works	-	-	-	-	-	-
N781	Activities of employment placement agencies	-	-	-	-	-	-
N782	Temporary employment agency activities	-	4,731	-	-	-	142
N783	Other human resources provision	-	-	-	-	-	-
N791	Travel agency and tour operator activities	-	-	-	-	-	-
N799	Other reservation service and related activities	-	-	-	-	-	-
N801	Private security activities	-	-	13,265	-	-	3,316
N802	Security systems service activities	-	-	-	-	-	-
N803	Investigation activities	-	-	-	-	-	-
N811	Combined facilities support activities	-	-	-	-	-	-
N812	Cleaning activities	-	-	-	-	-	-
N813	Landscape care and maintenance service activities	-	-	-	-	-	-
N821	Office administrative and support activities	-	-	-	-	-	-
N822	Call centers and other related activities	4,250	-	-	-	-	17,136
N823	Organization of conventions and trade shows	-	-	-	-	-	-
N829	Business support service activities, n.e.c.	-	-	-	-	-	2

TABLE 9 Number of Establishments and Book Value of Tangible Fixed Assets by Type for All Administrative and Support Service Activities
Establishments by Industry Sub-Class: Philippines, 2017

*(Values are in thousand pesos, except for number of establishments and employment.
Details may not add-up to total due to rounding and/or statistical disclosure control)*

2009 PSIC Code	Industry Description	Number of Establishments	Book Value of Tangible Fixed Assets as of December 31, 2016				
			Total	Land	Buildings, Other Structures and Land Improvements	Transport Equipment	ICT Machinery and Equipment
		(1)	(2)	(3)	(4)	(5)	(6)
N	Administrative and Support Service Activities	6,466	65,951,747	2,945,956	22,160,625	7,706,923	16,503,447
N771	Renting and leasing of motor vehicles	10	2,130,772	146,827	48,730	1,813,444	112,628
N772	Renting and leasing of personal and household goods	178	340,428	24,414	23,174	86,832	25,211
N773	Renting and leasing of other machinery, equipment and tangible goods, n.e.c.	123	5,596,667	425,643	310,906	2,021,915	40,543
N774	Leasing of intellectual property and similar products, except copyrighted works	6	35,026	16,000	2,786	-	76
N781	Activities of employment placement agencies	2,126	4,749,051	134,459	1,185,973	841,986	444,996
N782	Temporary employment agency activities	369	4,711,019	887,337	2,184,877	634,235	234,898
N783	Other human resources provision	9	17,899	5,968	5,634	1,796	3,946
N791	Travel agency and tour operator activities	799	1,115,754	248,933	413,983	276,158	54,875
N799	Other reservation service and related activities	221	826,636	4,887	496,241	19,521	197,554
N801	Private security activities	635	3,311,991	151,861	222,323	853,980	521,460
N802	Security systems service activities	26	67,459	2,564	9,839	24,988	20,844
N803	Investigation activities	6	31,504	-	21,724	3,565	3,683
N811	Combined facilities support activities	10	28,881	-	16,530	1,573	1,780
N812	Cleaning activities	236	1,792,461	214,900	298,936	471,976	96,848
N813	Landscape care and maintenance service activities	15	20,434	3,038	6,774	2,682	30
N821	Office administrative and support activities	635	774,470	31,215	205,784	20,820	225,752
N822	Call centers and other related activities	700	38,452,580	199,581	16,311,770	449,793	14,353,976
N823	Organization of conventions and trade shows	52	132,985	6,136	16,685	62,936	14,719
N829	Business support service activities, n.e.c.	310	1,815,729	442,194	377,954	118,720	149,630

Continued

Table 9 --Concluded

2009 PSIC Code	Industry Description	Book Value of Tangible Fixed Assets as of December 31, 2016					
		Specialized Industrial Machineries	General Industrial Machineries	Other Machinery and Equipment	Library Books	Valuables	Other Tangible Fixed Assets
		(7)	(8)	(9)	(10)	(11)	(12)
N	Administrative and Support Service Activities	1,331,285	3,447,542	3,719,648	-	120,199	8,016,122
N771	Renting and leasing of motor vehicles	-	609	-	-	-	8,533
N772	Renting and leasing of personal and household goods	800	80,506	71,906	-	-	27,585
N773	Renting and leasing of other machinery, equipment and tangible goods, n.e.c.	727,053	912,690	1,102,146	-	109	55,662
N774	Leasing of intellectual property and similar products, except copyrighted works	-	-	1,467	-	-	14,696
N781	Activities of employment placement agencies	4,582	194,287	19,555	-	-	1,923,212
N782	Temporary employment agency activities	12,790	211,382	156,323	-	1,855	387,321
N783	Other human resources provision	-	95	-	-	-	460
N791	Travel agency and tour operator activities	-	12,066	23,289	-	-	86,451
N799	Other reservation service and related activities	-	6,200	-	-	-	102,233
N801	Private security activities	288,025	378,840	628,072	-	48,918	218,512
N802	Security systems service activities	1,767	1,640	2,468	-	-	3,349
N803	Investigation activities	-	1,073	-	-	-	1,458
N811	Combined facilities support activities	-	2,474	-	-	-	6,524
N812	Cleaning activities	20,292	336,118	227,458	-	-	125,934
N813	Landscape care and maintenance service activities	141	6,838	38	-	-	894
N821	Office administrative and support activities	1,276	2,026	191,910	-	-	95,687
N822	Call centers and other related activities	252,607	737,975	1,249,754	-	69,227	4,827,897
N823	Organization of conventions and trade shows	7,369	1,935	6,796	-	-	16,410
N829	Business support service activities, n.e.c.	14,582	560,789	38,466	-	91	113,304

TABLE 10 Number of Establishments and Book Value of Intangible Assets by Type for All Administrative and Support Service Activities Establishments by Industry Sub-Class: Philippines, 2017

*(Values are in thousand pesos, except for number of establishments and employment.
Details may not add-up to total due to rounding and/or statistical disclosure control)*

2009 PSIC Code	Industry Description	Number of Establishments	Book Value of Intangible Assets as of 31 December					
			Total	Intangible Non- Produced Assets	Computer Software and Databases	Entertainment, Literary and Artistic Originals	Research and Development	Other Intangible Assets
N	Administrative and Support Service Activities	6,466	6,199,272	406,599	5,737,439	4,092	22,035	29,107
N771	Renting and leasing of motor vehicles	10	3,923	-	3,923	-	-	-
N772	Renting and leasing of personal and household goods	178	300	100	200	-	-	-
N773	Renting and leasing of other machinery, equipment and tangible goods, n.e.c.	123	7,458	4,682	2,776	-	-	-
N774	Leasing of intellectual property and similar products, except copyrighted works	6	-	-	-	-	-	-
N781	Activities of employment placement agencies	2,126	35,129	-	34,268	500	-	360
N782	Temporary employment agency activities	369	66,589	4,645	61,879	-	-	65
N783	Other human resources provision	9	7	-	7	-	-	-
N791	Travel agency and tour operator activities	799	1,502	396	1,105	-	-	-
N799	Other reservation service and related activities	221	1,660	-	1,660	-	-	-
N801	Private security activities	635	6,302	397	5,905	-	-	-
N802	Security systems service activities	26	-	-	-	-	-	-
N803	Investigation activities	6	98	-	98	-	-	-
N811	Combined facilities support activities	10	-	-	-	-	-	-
N812	Cleaning activities	236	272,651	264,900	6,007	-	-	1,744
N813	Landscape care and maintenance service activities	15	-	-	-	-	-	-
N821	Office administrative and support activities	635	714	-	714	-	-	-
N822	Call centers and other related activities	700	5,796,550	131,479	5,612,507	3,592	22,035	26,938
N823	Organization of conventions and trade shows	52	407	-	407	-	-	-
N829	Business support service activities, n.e.c.	310	5,982	-	5,982	-	-	-

**TABLE 11 Number of Establishments and Value of Inventories for All Administrative and Support Service Activities Establishments
by Industry Sub-Class: Philippines, 2017**

*(Values are in thousand pesos, except for number of establishments and employment.
Details may not add-up to total due to rounding and/or statistical disclosure control)*

2009 PSIC Code	Industry Description	Number of Establishments	Value of Inventories as of January 1					
			Total	Materials and Supplies	Fuels, Lubricants, Oils and Greases	Goods for Resale	Real Estate for Sale	Other Inventories
		(1)	(2)	(3)	(4)	(5)	(6)	(7)
N	Administrative and Support Service Activities	6,466	3,769,218	2,373,775	93,587	1,288,626	-	13,231
N771	Renting and leasing of motor vehicles	10	-	-	-	-	-	-
N772	Renting and leasing of personal and household goods	178	18,000	18,000	-	-	-	-
N773	Renting and leasing of other machinery, equipment and tangible goods, n.e.c.	123	2,133,515	1,311,824	2,342	819,348	-	-
N774	Leasing of intellectual property and similar products, except copyrighted works	6	338	-	-	338	-	-
N781	Activities of employment placement agencies	2,126	16,465	3,805	69	12,592	-	-
N782	Temporary employment agency activities	369	86,986	34,535	741	51,710	-	-
N783	Other human resources provision	9	-	-	-	-	-	-
N791	Travel agency and tour operator activities	799	7,757	7,756	1	-	-	-
N799	Other reservation service and related activities	221	1,281	1,281	-	-	-	-
N801	Private security activities	635	116,842	27,026	87,162	419	-	2,234
N802	Security systems service activities	26	189,621	-	-	189,621	-	-
N803	Investigation activities	6	2,853	-	-	2,853	-	-
N811	Combined facilities support activities	10	8,096	7,166	-	930	-	-
N812	Cleaning activities	236	67,514	52,474	512	3,532	-	10,996
N813	Landscape care and maintenance service activities	15	1,152	288	864	-	-	-
N821	Office administrative and support activities	635	787,105	649,092	1,656	136,358	-	-
N822	Call centers and other related activities	700	80,474	9,548	-	70,927	-	-
N823	Organization of conventions and trade shows	52	1,428	1,428	-	-	-	-
N829	Business support service activities, n.e.c.	310	249,792	249,553	239	-	-	-

Continued

Table 11 --Concluded

2009 PSIC Code	Industry Description	Value of Inventories as of December 31					
		Total	Materials and Supplies	Fuels, Lubricants, Oils and Greases	Goods for Resale	Real Estate for Sale	Other Inventories
		(8)	(9)	(10)	(11)	(12)	(13)
N	Administrative and Support Service Activities	3,604,633	2,300,154	106,862	1,185,974	-	11,642
N771	Renting and leasing of motor vehicles	-	-	-	-	-	-
N772	Renting and leasing of personal and household goods	20,012	20,012	-	-	-	-
N773	Renting and leasing of other machinery, equipment and tangible goods, n.e.c.	2,009,408	1,322,989	4,496	681,924	-	-
N774	Leasing of intellectual property and similar products, except copyrighted works	338	-	-	338	-	-
N781	Activities of employment placement agencies	22,705	11,780	3,819	7,105	-	-
N782	Temporary employment agency activities	125,365	37,677	8,502	79,187	-	-
N783	Other human resources provision	-	-	-	-	-	-
N791	Travel agency and tour operator activities	4	4	1	-	-	-
N799	Other reservation service and related activities	3,829	2,192	151	-	-	1,486
N801	Private security activities	128,579	39,450	86,630	299	-	2,200
N802	Security systems service activities	211,105	17	-	211,088	-	-
N803	Investigation activities	2,759	-	-	2,759	-	-
N811	Combined facilities support activities	37,592	8,996	-	28,596	-	-
N812	Cleaning activities	68,250	55,781	200	4,313	-	7,956
N813	Landscape care and maintenance service activities	1,520	445	1,075	-	-	-
N821	Office administrative and support activities	686,490	557,937	1,707	126,846	-	-
N822	Call centers and other related activities	52,924	9,405	-	43,519	-	-
N823	Organization of conventions and trade shows	639	639	-	-	-	-
N829	Business support service activities, n.e.c.	233,113	232,831	282	-	-	-

TABLE 12 Number of Reporting Establishments and Nationality with Highest Capital Participation Rate as of 31 December for All Administrative and Support Service Activities Establishments by Region and Industry Sub-Class: Philippines, 2017
(An establishment with equal capital participation rate may be reported several times)

2009 PSIC Code	Industry Description	Number of Reporting Establishments	Nationality with Highest Capital Participation Rate					
			Filipino	American	Australian	British	Chinese	German
		(1)	(2)	(3)	(4)	(5)	(6)	(7)
N	Administrative and Support Service Activities	6,466	1,384	132	28	19	11	4
N771	Renting and leasing of motor vehicles	10	5	-	-	-	-	-
N772	Renting and leasing of personal and household goods	178	31	-	-	-	-	-
N773	Renting and leasing of other machinery, equipment and tangible goods, n.e.c.	123	44	-	-	-	1	-
N774	Leasing of intellectual property and similar products, except copyrighted works	6	4	-	-	-	-	-
N781	Activities of employment placement agencies	2,126	96	-	-	-	-	-
N782	Temporary employment agency activities	369	272	2	-	-	-	1
N783	Other human resources provision	9	6	-	-	-	-	-
N791	Travel agency and tour operator activities	799	39	-	-	1	-	-
N799	Other reservation service and related activities	221	31	2	-	-	1	-
N801	Private security activities	635	323	-	-	-	1	-
N802	Security systems service activities	26	11	-	-	-	-	-
N803	Investigation activities	6	6	-	-	-	-	-
N811	Combined facilities support activities	10	7	1	-	-	-	-
N812	Cleaning activities	236	85	-	-	1	-	-
N813	Landscape care and maintenance service activities	15	7	-	-	-	-	-
N821	Office administrative and support activities	635	24	-	-	-	1	-
N822	Call centers and other related activities	700	332	126	26	17	7	3
N823	Organization of conventions and trade shows	52	11	-	-	-	-	-
N829	Business support service activities, n.e.c.	310	50	1	2	-	-	-

Continued

Table 12 --Concluded

2009 PSIC Code	Industry Description	Nationality with Highest Capital Participation Rate					
		Japanese	Korean	Malaysian	Singaporean	Taiwanese	Other Nationalities
		(8)	(9)	(10)	(11)	(12)	(13)
N	Administrative and Support Service Activities	17	4	-	22	-	163
N771	Renting and leasing of motor vehicles	-	-	-	-	-	-
N772	Renting and leasing of personal and household goods	-	-	-	-	-	-
N773	Renting and leasing of other machinery, equipment and tangible goods, n.e.c.	-	1	-	1	-	-
N774	Leasing of intellectual property and similar products, except copyrighted works	-	-	-	-	-	-
N781	Activities of employment placement agencies	-	-	-	2	-	-
N782	Temporary employment agency activities	1	-	-	-	-	-
N783	Other human resources provision	-	-	-	-	-	-
N791	Travel agency and tour operator activities	-	1	-	-	-	2
N799	Other reservation service and related activities	-	-	-	-	-	1
N801	Private security activities	-	-	-	-	-	-
N802	Security systems service activities	-	-	-	-	-	-
N803	Investigation activities	-	-	-	-	-	-
N811	Combined facilities support activities	-	-	-	-	-	-
N812	Cleaning activities	-	-	-	-	-	1
N813	Landscape care and maintenance service activities	-	-	-	-	-	-
N821	Office administrative and support activities	1	-	-	1	-	2
N822	Call centers and other related activities	15	2	-	18	-	157
N823	Organization of conventions and trade shows	-	-	-	-	-	-
N829	Business support service activities, n.e.c.	-	-	-	-	-	-

TABLE 13 Number of Establishments and Research and Development (R&D) Personnel by Sex, Expense and Intangible Assets for All Administrative and Support Service Activities Establishments by Industry Group: Philippines, 2017

*(Values are in thousand pesos, except for number of establishments and employment.
Details may not add-up to total due to rounding and/or statistical disclosure control)*

2009 PSIC Code	Industry Description	Number of Reporting Establishments	R&D Personnel as of 15 November				Intangible Assets for R&D	
			Total	Male	Female	R&D Expense	Capital Expenditures	Book Value as of 31 December
		(1)	(2)	(3)	(4)	(5)	(6)	(7)
N	Administrative and Support Service Activities	6,466	254	152	103	150,780	100	22,035
N771	Renting and leasing of motor vehicles	10	-	-	-	-	-	-
N772	Renting and leasing of personal and household goods	178	-	-	-	-	-	-
N773	Renting and leasing of other machinery, equipment and tangible goods, n.e.c.	123	-	-	-	-	-	-
N774	Leasing of intellectual property and similar products, except copyrighted works	6	-	-	-	-	-	-
N781	Activities of employment placement agencies	2,126	25	24	1	662	-	-
N782	Temporary employment agency activities	369	27	17	10	581	-	-
N783	Other human resources provision	9	-	-	-	-	-	-
N791	Travel agency and tour operator activities	799	-	-	-	-	-	-
N799	Other reservation service and related activities	221	3	-	3	181	-	-
N801	Private security activities	635	42	25	17	1,786	-	-
N802	Security systems service activities	26	4	3	1	47	-	-
N803	Investigation activities	6	-	-	-	-	-	-
N811	Combined facilities support activities	10	-	-	-	-	-	-
N812	Cleaning activities	236	11	7	4	547	-	-
N813	Landscape care and maintenance service activities	15	-	-	-	-	-	-
N821	Office administrative and support activities	635	-	-	-	-	-	-
N822	Call centers and other related activities	700	128	63	65	141,966	100	22,035
N823	Organization of conventions and trade shows	52	-	-	-	-	-	-
N829	Business support service activities, n.e.c.	310	14	12	2	5,009	-	-

TABLE 14 Number of Reporting Establishments with E-Commerce Transactions for All Administrative and Support Service Activities Establishments by Region and Industry Sub-Class: Philippines, 2017

*(Values are in thousand pesos, except for number of establishments and employment.
Details may not add-up to total due to rounding and/or statistical disclosure control)*

2009 PSIC Code	Industry Description	Number of Reporting Establishments	Number of Establishments without E-commerce Transactions	Number of Establishments with E-Commerce Transactions						
				Total	1-9%	10-19%	20-29%	30-39%	40-49%	50% and Over
		(1)	(2)	(3)	(4)	(5)	(6)	(7)	(8)	(9)
N	Administrative and Support Service Activities	6,466	6,460	6	1	1	2	-	-	2
N771	Renting and leasing of motor vehicles	10	10	-	-	-	-	-	-	-
N772	Renting and leasing of personal and household goods	178	178	-	-	-	-	-	-	-
N773	Renting and leasing of other machinery, equipment and tangible goods, n.e.c.	123	123	-	-	-	-	-	-	-
N774	Leasing of intellectual property and similar products, except copyrighted works	6	6	-	-	-	-	-	-	-
N781	Activities of employment placement agencies	2,126	2,126	-	-	-	-	-	-	-
N782	Temporary employment agency activities	369	369	-	-	-	-	-	-	-
N783	Other human resources provision	9	9	-	-	-	-	-	-	-
N791	Travel agency and tour operator activities	799	799	-	-	-	-	-	-	-
N799	Other reservation service and related activities	221	221	-	-	-	-	-	-	-
N801	Private security activities	635	635	-	-	-	-	-	-	-
N802	Security systems service activities	26	26	-	-	-	-	-	-	-
N803	Investigation activities	6	6	-	-	-	-	-	-	-
N811	Combined facilities support activities	10	10	-	-	-	-	-	-	-
N812	Cleaning activities	236	236	-	-	-	-	-	-	-
N813	Landscape care and maintenance service activities	15	15	-	-	-	-	-	-	-
N821	Office administrative and support activities	635	635	-	-	-	-	-	-	-
N822	Call centers and other related activities	700	694	6	1	1	2	-	-	2
N823	Organization of conventions and trade shows	52	52	-	-	-	-	-	-	-
N829	Business support service activities, n.e.c.	310	310	-	-	-	-	-	-	-

Statistical Tables

for

**Establishments with Total Employment
of 20 and Over**

National and Regional Tables

TABLE 1a Summary Statistics for Administrative and Support Service Activities Establishments with Total Employment of 20 and Over by Region and Industry Sub-Class: Philippines, 2017

*(Values are in thousand pesos, except for number of establishments and employment.
Details may not add-up to total due to rounding and/or statistical disclosure control)*

2009 PSIC Code	Region/Industry Description	Number of Establishments	Employment as of November 15		Total Income	Expense		
			Total	Paid Employees		Total	Compensation	Other Expense
		(1)	(2)	(3)	(4)	(5)	(6)	(7)
PHILIPPINES		1,872	1,052,375	1,051,958	526,834,746	464,655,057	282,739,246	181,915,811
N771	Renting and leasing of motor vehicles	s	s	s	s	s	s	s
N772	Renting and leasing of personal and household goods	10	473	473	283,695	271,091	61,753	209,337
N773	Renting and leasing of other machinery, equipment and tangible goods, n.e.c.	40	2,629	2,629	6,577,670	5,147,532	741,400	4,406,132
N781	Activities of employment placement agencies	276	36,101	36,002	15,254,743	13,353,386	7,949,035	5,404,351
N782	Temporary employment agency activities	308	258,768	258,729	53,170,966	49,078,533	37,620,186	11,458,348
N783	Other human resources provision	s	s	s	s	s	s	s
N791	Travel agency and tour operator activities	75	4,234	4,234	5,254,306	4,137,120	1,571,183	2,565,937
N799	Other reservation service and related activities	25	3,977	3,952	3,004,084	2,624,644	1,600,397	1,024,246
N801	Private security activities	380	124,028	123,952	14,321,945	13,215,094	10,814,291	2,400,803
N802	Security systems service activities	10	1,861	1,861	567,961	544,891	357,618	187,274
N803	Investigation activities	3	84	84	64,948	48,628	16,136	32,491
N811	Combined facilities support activities	5	1,370	1,370	1,118,557	1,106,291	432,157	674,134
N812	Cleaning activities	79	49,925	49,879	10,510,875	10,020,726	5,520,352	4,500,374
N813	Landscape care and maintenance service activities	5	576	576	155,268	140,339	75,665	64,674
N821	Office administrative and support activities	9	1,266	1,266	1,359,204	1,146,821	650,219	496,602
N822	Call centers and other related activities	580	560,207	560,181	404,938,424	354,835,879	213,496,263	141,339,616
N823	Organization of conventions and trade shows	10	525	525	1,761,551	1,550,834	199,535	1,351,300
N829	Business support service activities, n.e.c.	54	5,426	5,322	7,086,193	6,189,613	1,370,144	4,819,469
NCR		1,174	651,047	650,756	391,483,927	349,383,066	206,505,712	142,877,354
N771	Renting and leasing of motor vehicles	s	s	s	s	s	s	s
N772	Renting and leasing of personal and household goods	8	306	306	257,297	246,530	50,267	196,263
N773	Renting and leasing of other machinery, equipment and tangible goods, n.e.c.	23	1,320	1,320	4,136,911	3,128,351	439,611	2,688,741
N781	Activities of employment placement agencies	215	8,688	8,595	10,302,077	8,688,619	3,959,920	4,728,698
N782	Temporary employment agency activities	122	123,706	123,703	29,238,036	27,086,092	19,225,668	7,860,424
N783	Other human resources provision	s	s	s	s	s	s	s
N791	Travel agency and tour operator activities	69	3,794	3,794	5,113,589	4,022,194	1,516,664	2,505,531
N799	Other reservation service and related activities	17	762	739	894,641	713,643	272,813	440,830
N801	Private security activities	191	72,976	72,929	7,383,901	6,936,060	5,329,624	1,606,437
N802	Security systems service activities	9	1,627	1,627	557,290	534,274	347,736	186,537
N803	Investigation activities	s	s	s	s	s	s	s
N811	Combined facilities support activities	3	1,017	1,017	1,050,890	1,043,301	391,521	651,780
N812	Cleaning activities	49	36,061	36,048	8,171,214	7,911,673	3,619,639	4,292,034
N813	Landscape care and maintenance service activities	s	s	s	s	s	s	s
N821	Office administrative and support activities	8	361	361	352,374	280,557	100,676	179,880

Continued

Table 1a --Continued

2009 PSIC Code	Region/Industry Description	Number of Establishments	Employment as of November 15		Total Income	Expense		
			Total	Paid Employees		Total	Compensation	Other Expense
			(1)	(2)	(3)	(4)	(5)	(6)
N822	Call centers and other related activities	403	394,937	394,912	314,525,166	280,530,582	169,684,577	110,846,005
N823	Organization of conventions and trade shows	10	525	525	1,761,551	1,550,834	199,535	1,351,300
N829	Business support service activities, n.e.c.	40	3,706	3,618	6,211,887	5,368,856	1,055,239	4,313,617
	CAR	19	11,909	11,906	6,150,936	5,124,559	3,338,099	1,786,460
N772	Renting and leasing of personal and household goods	s	s	s	s	s	s	s
N782	Temporary employment agency activities	s	s	s	s	s	s	s
N799	Other reservation service and related activities	s	s	s	s	s	s	s
N801	Private security activities	s	s	s	s	s	s	s
N812	Cleaning activities	s	s	s	s	s	s	s
N822	Call centers and other related activities	10	8,157	8,157	4,187,917	3,340,031	2,078,893	1,261,138
	I - Ilocos	12	5,623	5,622	709,582	686,335	622,383	63,952
N781	Activities of employment placement agencies	s	s	s	s	s	s	s
N782	Temporary employment agency activities	3	1,789	1,789	155,874	148,251	143,970	4,281
N801	Private security activities	5	3,454	3,453	474,463	462,655	428,596	34,059
N812	Cleaning activities	s	s	s	s	s	s	s
N822	Call centers and other related activities	s	s	s	s	s	s	s
	II - Cagayan Valley	4	914	913	68,907	64,305	59,015	5,290
N782	Temporary employment agency activities	s	s	s	s	s	s	s
N801	Private security activities	s	s	s	s	s	s	s
	III - Central Luzon	68	41,298	41,263	17,182,959	14,458,682	8,479,318	5,979,364
N781	Activities of employment placement agencies	7	302	302	30,032	27,880	26,030	1,850
N782	Temporary employment agency activities	12	5,995	5,995	2,320,386	2,146,417	881,087	1,265,330
N791	Travel agency and tour operator activities	s	s	s	s	s	s	s
N801	Private security activities	23	4,715	4,713	565,766	462,293	385,502	76,791
N812	Cleaning activities	5	6,704	6,671	1,146,520	978,873	951,933	26,940
N813	Landscape care and maintenance service activities	s	s	s	s	s	s	s
N821	Office administrative and support activities	s	s	s	s	s	s	s
N822	Call centers and other related activities	18	22,465	22,465	12,045,192	9,913,014	5,662,880	4,250,134
	IVA - CALABARZON	129	101,915	101,897	24,706,506	21,644,636	16,278,699	5,365,937
N773	Renting and leasing of other machinery, equipment and tangible goods, n.e.c.	5	730	730	1,559,609	1,282,171	197,979	1,084,192
N781	Activities of employment placement agencies	12	19,857	19,857	3,291,638	3,179,296	3,011,879	167,417
N782	Temporary employment agency activities	42	41,408	41,408	7,227,576	6,456,542	5,745,254	711,288
N801	Private security activities	35	10,457	10,457	1,888,836	1,652,167	1,419,310	232,857
N812	Cleaning activities	6	530	530	213,660	169,325	100,578	68,747
N813	Landscape care and maintenance service activities	s	s	s	s	s	s	s
N822	Call centers and other related activities	21	27,448	27,448	9,741,393	8,144,932	5,523,944	2,620,989
N829	Business support service activities, n.e.c.	7	1,443	1,425	775,102	752,172	273,356	478,816

Continued

Table 1a --Continued

2009 PSIC Code	Region/Industry Description	Number of Establishments	Employment as of November 15		Total Income	Expense		
			Total	Paid Employees		Total	Compensation	Other Expense
			(1)	(2)	(3)	(4)	(5)	(6)
	IVB - MIMAROPA	5	705	705	128,867	118,211	104,451	13,760
N782	Temporary employment agency activities	s	s	s	s	s	s	s
N791	Travel agency and tour operator activities	s	s	s	s	s	s	s
N799	Other reservation service and related activities	s	s	s	s	s	s	s
N812	Cleaning activities	s	s	s	s	s	s	s
	V - Bicol	11	3,700	3,700	2,543,441	2,368,512	976,790	1,391,722
N781	Activities of employment placement agencies }							
N782	Temporary employment agency activities }	3	412	412	257,537	246,264	187,990	58,274
N801	Private security activities	4	617	617	80,738	91,415	78,377	13,039
N822	Call centers and other related activities	4	2,671	2,671	2,205,165	2,030,833	710,424	1,320,409
	VI - Western Visayas	69	33,772	33,758	14,492,080	11,865,397	7,589,925	4,275,471
N773	Renting and leasing of other machinery, equipment and tangible goods, n.e.c.	s	s	s	s	s	s	s
N781	Activities of employment placement agencies	s	s	s	s	s	s	s
N782	Temporary employment agency activities	12	3,936	3,936	1,098,245	1,021,853	535,293	486,560
N801	Private security activities	22	4,751	4,743	480,370	448,415	402,764	45,651
N812	Cleaning activities	s	s	s	s	s	s	s
N822	Call centers and other related activities	22	23,020	23,020	12,489,137	9,991,229	6,334,591	3,656,638
	VII - Central Visayas	186	103,658	103,652	49,285,164	40,637,586	24,499,982	16,137,604
N772	Renting and leasing of personal and household goods	s	s	s	s	s	s	s
N773	Renting and leasing of other machinery, equipment and tangible goods, n.e.c.	5	308	308	693,886	597,859	67,634	530,225
N781	Activities of employment placement agencies	5	316	316	211,077	145,033	82,820	62,213
N782	Temporary employment agency activities	52	24,976	24,974	4,075,873	3,764,314	3,436,258	328,057
N791	Travel agency and tour operator activities	3	138	138	76,482	66,151	24,708	41,443
N799	Other reservation service and related activities	4	450	448	229,719	221,577	175,877	45,701
N801	Private security activities	24	6,886	6,886	900,365	799,290	740,484	58,806
N803	Investigation activities	s	s	s	s	s	s	s
N811	Combined facilities support activities	s	s	s	s	s	s	s
N812	Cleaning activities	6	2,029	2,029	397,405	363,448	318,368	45,080
N813	Landscape care and maintenance service activities	s	s	s	s	s	s	s
N822	Call centers and other related activities	79	67,850	67,849	42,528,961	34,537,763	19,568,232	14,969,531
N829	Business support service activities, n.e.c.	3	137	137	52,512	31,681	14,699	16,981
	VIII - Eastern Visayas	11	2,138	2,130	484,199	441,867	315,084	126,783
N773	Renting and leasing of other machinery, equipment and tangible goods, n.e.c.	s	s	s	s	s	s	s
N781	Activities of employment placement agencies	s	s	s	s	s	s	s
N782	Temporary employment agency activities	6	1,345	1,342	356,594	332,512	259,148	73,364
N801	Private security activities	2	601	596	57,073	55,347	48,055	7,292

Continued

Table 1a --Continued

2009 PSIC Code	Region/Industry Description	Number of Establishments	Employment as of November 15		Total Income	Expense		
			Total	Paid Employees		Total	Compensation	Other Expense
			(1)	(2)	(3)	(4)	(5)	(6)
	IX - Zamboanga Peninsula	24	5,428	5,426	1,203,023	992,473	844,729	147,744
N781	Activities of employment placement agencies	s	s	s	s	s	s	s
N782	Temporary employment agency activities	s	s	s	s	s	s	s
N791	Travel agency and tour operator activities	s	s	s	s	s	s	s
N801	Private security activities	15	2,303	2,301	214,550	185,032	140,289	44,743
	X - Northern Mindanao	51	14,298	14,292	2,820,958	2,490,115	2,109,307	380,808
N773	Renting and leasing of other machinery, equipment and tangible goods, n.e.c.	s	s	s	s	s	s	s
N781	Activities of employment placement agencies	12	597	597	157,676	122,265	58,561	63,704
N782	Temporary employment agency activities	17	6,764	6,761	1,114,893	949,697	896,390	53,307
N799	Other reservation service and related activities	s	s	s	s	s	s	s
N801	Private security activities	11	4,455	4,452	540,221	475,139	447,650	27,489
N812	Cleaning activities	4	1,309	1,309	187,514	215,221	195,414	19,806
N822	Call centers and other related activities	3	1,041	1,041	710,895	663,315	477,021	186,294
N829	Business support service activities, n.e.c.	s	s	s	s	s	s	s
	XI - Davao	80	30,038	30,034	9,317,674	8,362,324	5,516,687	2,845,637
N773	Renting and leasing of other machinery, equipment and tangible goods, n.e.c.	s	s	s	s	s	s	s
N781	Activities of employment placement agencies	7	1,649	1,649	251,107	229,221	88,652	140,569
N782	Temporary employment agency activities	18	5,078	5,078	901,574	860,372	714,134	146,238
N799	Other reservation service and related activities	s	s	s	s	s	s	s
N801	Private security activities	27	8,453	8,450	1,316,291	1,262,469	1,040,142	222,327
N812	Cleaning activities	4	2,207	2,207	280,783	273,268	237,239	36,030
N822	Call centers and other related activities	18	12,271	12,271	6,417,353	5,601,348	3,384,012	2,217,336
N829	Business support service activities, n.e.c.	3	79	79	21,494	20,611	13,536	7,075
	XII - SOCCSKSARGEN	22	43,821	43,794	6,065,050	5,847,739	5,342,276	505,463
N781	Activities of employment placement agencies	s	s	s	s	s	s	s
N782	Temporary employment agency activities	11	39,483	39,456	5,531,492	5,343,324	4,879,528	463,796
N801	Private security activities	7	1,281	1,281	154,425	147,600	138,226	9,375
N802	Security systems service activities	s	s	s	s	s	s	s
N822	Call centers and other related activities	s	s	s	s	s	s	s
	XIII - Caraga	7	2,111	2,109	191,473	169,251	156,790	12,461
N801	Private security activities }	7	2,111	2,109	191,473	169,251	156,790	12,461
	ARMM }							
N812	Cleaning activities							

Continued

Table 1a --Continued

2009 PSIC Code	Region/Industry Description	Value Added	Gross Additions to Tangible Fixed Assets	Change in Inventories	Subsidies	Sales from E-Commerce
		(8)	(9)	(10)	(11)	(12)
	PHILIPPINES	354,108,726	10,382,359	7,561	9,497,895	41,182
N771	Renting and leasing of motor vehicles	s	s	s	s	s
N772	Renting and leasing of personal and household goods	103,659	18,876	2,000	-	-
N773	Renting and leasing of other machinery, equipment and tangible goods, n.e.c.	2,701,102	499,231	(34,282)	-	-
N781	Activities of employment placement agencies	10,895,105	151,906	6,239	-	-
N782	Temporary employment agency activities	42,572,332	499,908	38,380	183,977	-
N783	Other human resources provision	s	s	s	s	s
N791	Travel agency and tour operator activities	2,955,070	24,222	(7,752)	-	-
N799	Other reservation service and related activities	2,077,754	430,056	2,549	-	-
N801	Private security activities	12,314,310	144,098	11,738	-	-
N802	Security systems service activities	388,772	1,652	22,615	-	-
N803	Investigation activities	34,980	2,419	(94)	-	-
N811	Combined facilities support activities	478,960	(1,177)	29,496	-	-
N812	Cleaning activities	6,220,076	85,976	(5,156)	-	-
N813	Landscape care and maintenance service activities	102,488	17,447	368	-	-
N821	Office administrative and support activities	929,766	103,255	(322)	-	-
N822	Call centers and other related activities	268,811,152	7,756,418	(52,636)	9,313,918	41,182
N823	Organization of conventions and trade shows	434,516	8,143	(789)	-	-
N829	Business support service activities, n.e.c.	2,617,005	41,936	(4,791)	-	-
	NCR	258,208,087	7,921,827	(54,284)	9,140,115	28,724
N771	Renting and leasing of motor vehicles	s	s	s	s	s
N772	Renting and leasing of personal and household goods	89,533	18,876	-	-	-
N773	Renting and leasing of other machinery, equipment and tangible goods, n.e.c.	1,848,299	326,943	(31,429)	-	-
N781	Activities of employment placement agencies	6,555,934	140,567	10,148	-	-
N782	Temporary employment agency activities	21,935,858	201,576	1,934	-	-
N783	Other human resources provision	s	s	s	s	s
N791	Travel agency and tour operator activities	2,867,005	22,291	(7,750)	-	-
N799	Other reservation service and related activities	534,286	423,161	2,549	-	-
N801	Private security activities	6,053,592	76,184	10,906	-	-
N802	Security systems service activities	378,776	1,652	22,615	-	-
N803	Investigation activities	s	s	s	s	s
N811	Combined facilities support activities	431,833	(1,177)	1,830	-	-
N812	Cleaning activities	4,056,208	78,986	(5,744)	-	-
N813	Landscape care and maintenance service activities	s	s	s	s	s
N821	Office administrative and support activities	177,467	10,949	(322)	-	-
N822	Call centers and other related activities	210,143,387	5,972,129	(52,014)	9,140,115	28,724
N823	Organization of conventions and trade shows	434,516	8,143	(789)	-	-
N829	Business support service activities, n.e.c.	2,143,302	31,133	(6,333)	-	-

Continued

Table 1a --Continued

2009 PSIC Code	Region/Industry Description	Value Added	Gross Additions to Tangible Fixed Assets	Change in Inventories	Subsidies	Sales from E-Commerce
		(8)	(9)	(10)	(11)	(12)
	CAR	4,051,328	85,682	402	1,000	12,457
N772	Renting and leasing of personal and household goods	s	s	s	s	s
N782	Temporary employment agency activities	s	s	s	s	s
N799	Other reservation service and related activities	s	s	s	s	s
N801	Private security activities	s	s	s	s	s
N812	Cleaning activities	s	s	s	s	s
N822	Call centers and other related activities	2,595,019	80,319	396	1,000	12,457
	I - Ilocos	659,774	9,838	205	-	-
N781	Activities of employment placement agencies	s	s	s	s	s
N782	Temporary employment agency activities	153,654	-	-	-	-
N801	Private security activities	444,102	922	204	-	-
N812	Cleaning activities	s	s	s	s	s
N822	Call centers and other related activities	s	s	s	s	s
	II - Cagayan Valley	64,149	-	(121)	-	-
N782	Temporary employment agency activities	s	s	s	s	s
N801	Private security activities	s	s	s	s	s
	III - Central Luzon	11,106,596	458,982	(7,117)	107,724	-
N781	Activities of employment placement agencies	28,617	-	1	-	-
N782	Temporary employment agency activities	1,090,464	8,495	557	107,724	-
N791	Travel agency and tour operator activities	s	s	s	s	s
N801	Private security activities	504,582	2,903	(7,833)	-	-
N812	Cleaning activities	1,133,013	-	-	-	-
N813	Landscape care and maintenance service activities	s	s	s	s	s
N821	Office administrative and support activities	s	s	s	s	s
N822	Call centers and other related activities	7,569,092	347,832	-	-	-
	IVA - CALABARZON	19,857,462	495,849	(5,038)	-	-
N773	Renting and leasing of other machinery, equipment and tangible goods, n.e.c.	517,561	105,240	(3,607)	-	-
N781	Activities of employment placement agencies	3,151,594	10,682	(5,885)	-	-
N782	Temporary employment agency activities	6,657,450	123,579	3,079	-	-
N801	Private security activities	1,682,777	13,756	(218)	-	-
N812	Cleaning activities	148,399	817	122	-	-
N813	Landscape care and maintenance service activities	s	s	s	s	s
N822	Call centers and other related activities	7,297,864	231,630	(207)	-	-
N829	Business support service activities, n.e.c.	394,694	10,145	1,677	-	-
	IVB - MIMAROPA	118,831	446	(3)	-	-
N782	Temporary employment agency activities	s	s	s	s	s
N791	Travel agency and tour operator activities	s	s	s	s	s

Continued

Table 1a --Continued

2009 PSIC Code	Region/Industry Description	Value Added	Gross Additions to Tangible Fixed Assets	Change in Inventories	Subsidies	Sales from E-Commerce
		(8)	(9)	(10)	(11)	(12)
N799	Other reservation service and related activities	s	s	s	s	s
N812	Cleaning activities	s	s	s	s	s
	V - Bicol	1,180,713	35,683	-	-	-
N781	Activities of employment placement agencies }					
N782	Temporary employment agency activities }	201,889	-	-	-	-
N801	Private security activities	69,519	-	-	-	-
N822	Call centers and other related activities	909,305	35,683	-	-	-
	VI - Western Visayas	10,057,759	147,202	1,562	145,575	-
N773	Renting and leasing of other machinery, equipment and tangible goods, n.e.c.	s	s	s	s	s
N781	Activities of employment placement agencies	s	s	s	s	s
N782	Temporary employment agency activities	644,370	36	1,562	-	-
N801	Private security activities	444,672	2,303	(36)	-	-
N812	Cleaning activities	s	s	s	s	s
N822	Call centers and other related activities	8,626,688	144,864	36	145,575	-
	VII - Central Visayas	32,454,971	916,284	29,924	27,228	-
N772	Renting and leasing of personal and household goods	s	s	s	s	s
N773	Renting and leasing of other machinery, equipment and tangible goods, n.e.c.	246,483	28,318	-	-	-
N781	Activities of employment placement agencies	154,651	118	24	-	-
N782	Temporary employment agency activities	3,790,984	33,778	719	-	-
N791	Travel agency and tour operator activities	37,689	1,513	-	-	-
N799	Other reservation service and related activities	185,395	4,216	-	-	-
N801	Private security activities	858,298	6,719	-	-	-
N803	Investigation activities	s	s	s	s	s
N811	Combined facilities support activities	s	s	s	s	s
N812	Cleaning activities	359,007	121	362	-	-
N813	Landscape care and maintenance service activities	s	s	s	s	s
N822	Call centers and other related activities	26,699,800	840,867	(847)	27,228	-
N829	Business support service activities, n.e.c.	41,030	633	-	-	-
	VIII - Eastern Visayas	362,546	11,283	17,244	-	-
N773	Renting and leasing of other machinery, equipment and tangible goods, n.e.c.	s	s	s	s	s
N781	Activities of employment placement agencies	s	s	s	s	s
N782	Temporary employment agency activities	286,788	2,432	17,240	-	-
N801	Private security activities	50,213	844	4	-	-
	IX - Zamboanga Peninsula	1,063,861	761	136	-	-
N781	Activities of employment placement agencies	s	s	s	s	s
N782	Temporary employment agency activities	s	s	s	s	s

Continued

Table 1a --Concluded

2009 PSIC Code	Region/Industry Description	Value Added	Gross Additions to Tangible Fixed Assets	Change in Inventories	Subsidies	Sales from E-Commerce
		(8)	(9)	(10)	(11)	(12)
N791	Travel agency and tour operator activities	s	s	s	s	s
N801	Private security activities	179,767	761	(23)	-	-
	X - Northern Mindanao	2,492,546	33,472	19,324	-	-
N773	Renting and leasing of other machinery, equipment and tangible goods, n.e.c.	s	s	s	s	s
N781	Activities of employment placement agencies	99,196	0	622	-	-
N782	Temporary employment agency activities	1,061,539	27,239	14,443	-	-
N799	Other reservation service and related activities	s	s	s	s	s
N801	Private security activities	513,249	3,932	4,055	-	-
N812	Cleaning activities	169,214	1,008	176	-	-
N822	Call centers and other related activities	567,548	1,293	-	-	-
N829	Business support service activities, n.e.c.	s	s	s	s	s
	XI - Davao	6,652,902	157,438	5,142	-	-
N773	Renting and leasing of other machinery, equipment and tangible goods, n.e.c.	s	s	s	s	s
N781	Activities of employment placement agencies	125,550	-	-	-	-
N782	Temporary employment agency activities	768,053	2,901	(398)	-	-
N799	Other reservation service and related activities	s	s	s	s	s
N801	Private security activities	1,118,275	28,137	4,607	-	-
N812	Cleaning activities	247,081	114	342	-	-
N822	Call centers and other related activities	4,323,319	92,886	-	-	-
N829	Business support service activities, n.e.c.	15,074	25	(135)	-	-
	XII - SOCCSKSARGEN	5,595,632	102,684	500	76,253	-
N781	Activities of employment placement agencies	s	s	s	s	s
N782	Temporary employment agency activities	5,099,036	99,870	(784)	76,253	-
N801	Private security activities	147,667	2,275	85	-	-
N802	Security systems service activities	s	s	s	s	s
N822	Call centers and other related activities	s	s	s	s	s
	XIII - Caraga	181,568	4,929	(314)	-	-
N801	Private security activities	181,568	4,929	(314)	-	-
	ARMM					
N812	Cleaning activities					

TABLE 2a Number of Establishments and Employment by Type and Sex for Administrative and Support Service Activities Establishments with Total Employment of 20 and Over by Region and Industry Sub-Class: Philippines, 2017
(Details may not add-up to total due to rounding and/or statistical disclosure control)

2009 PSIC Code	Region/Industry Description	Number of Establishments	Employment as of November 15					
			Total		Paid		Unpaid	
			Male	Female	Male	Female	Male	Female
		(1)	(2)	(3)	(4)	(5)	(6)	(7)
	PHILIPPINES	1,872	576,999	475,378	576,740	475,218	215	115
N771	Renting and leasing of motor vehicles	s	s	s	s	s	s	s
N772	Renting and leasing of personal and household goods	10	282	191	282	191	-	-
N773	Renting and leasing of other machinery, equipment and tangible goods, n.e.c.	40	2,092	537	2,092	537	-	-
N781	Activities of employment placement agencies	276	16,781	19,320	16,708	19,294	73	26
N782	Temporary employment agency activities	308	153,440	105,328	153,428	105,301	12	27
N783	Other human resources provision	s	s	s	s	s	s	s
N791	Travel agency and tour operator activities	75	1,456	2,777	1,456	2,777	-	-
N799	Other reservation service and related activities	25	1,489	2,488	1,481	2,471	8	17
N801	Private security activities	380	105,086	18,946	105,035	18,916	48	29
N802	Security systems service activities	10	1,450	410	1,450	410	-	-
N803	Investigation activities	3	43	41	43	41	-	-
N811	Combined facilities support activities	5	1,003	367	1,003	367	-	-
N812	Cleaning activities	79	30,338	19,587	30,296	19,582	42	5
N813	Landscape care and maintenance service activities	5	499	77	499	77	-	-
N821	Office administrative and support activities	9	405	861	405	861	-	-
N822	Call centers and other related activities	580	258,791	301,416	258,774	301,407	17	9
N823	Organization of conventions and trade shows	10	254	271	254	271	-	-
N829	Business support service activities, n.e.c.	54	2,836	2,591	2,778	2,543	15	3
	NCR	1,174	350,812	300,235	350,637	300,120	134	70
N771	Renting and leasing of motor vehicles	s	s	s	s	s	s	s
N772	Renting and leasing of personal and household goods	8	194	112	194	112	-	-
N773	Renting and leasing of other machinery, equipment and tangible goods, n.e.c.	23	1,036	285	1,036	285	-	-
N781	Activities of employment placement agencies	215	3,647	5,041	3,579	5,016	68	25
N782	Temporary employment agency activities	122	73,389	50,316	73,388	50,314	1	2
N783	Other human resources provision	s	s	s	s	s	s	s
N791	Travel agency and tour operator activities	69	1,294	2,500	1,294	2,500	-	-
N799	Other reservation service and related activities	17	305	457	297	442	8	15
N801	Private security activities	191	60,519	12,456	60,488	12,442	32	15
N802	Security systems service activities	9	1,240	386	1,240	386	-	-
N803	Investigation activities	s	s	s	s	s	s	s
N811	Combined facilities support activities	3	691	326	691	326	-	-
N812	Cleaning activities	49	21,831	14,230	21,822	14,225	9	5
N813	Landscape care and maintenance service activities	s	s	s	s	s	s	s
N821	Office administrative and support activities	8	135	226	135	226	-	-
N822	Call centers and other related activities	403	183,442	211,495	183,426	211,486	16	9
N823	Organization of conventions and trade shows	10	254	271	254	271	-	-

Continued

Table 2a --Continued

2009 PSIC Code	Region/Industry Description	Number of Establishments	Employment as of November 15					
			Total		Paid		Unpaid	
			Male	Female	Male	Female	Male	Female
			(1)	(2)	(3)	(4)	(5)	(6)
N829	Business support service activities, n.e.c.	40	1,822	1,883	1,780	1,838	-	-
	CAR	19	5,763	6,146	5,762	6,144	1	2
N772	Renting and leasing of personal and household goods	s	s	s	s	s	s	s
N782	Temporary employment agency activities	s	s	s	s	s	s	s
N799	Other reservation service and related activities	s	s	s	s	s	s	s
N801	Private security activities	s	s	s	s	s	s	s
N812	Cleaning activities	s	s	s	s	s	s	s
N822	Call centers and other related activities	10	4,307	3,850	4,307	3,850	-	-
	I - Ilocos	12	4,539	1,084	4,538	1,084	1	-
N781	Activities of employment placement agencies	s	s	s	s	s	s	s
N782	Temporary employment agency activities	3	1,152	637	1,152	637	-	-
N801	Private security activities	5	3,128	326	3,127	326	1	-
N812	Cleaning activities	s	s	s	s	s	s	s
N822	Call centers and other related activities	s	s	s	s	s	s	s
	II - Cagayan Valley	4	798	116	798	115	-	1
N782	Temporary employment agency activities	s	s	s	s	s	s	s
N801	Private security activities	s	s	s	s	s	s	s
	III - Central Luzon	68	23,916	17,382	23,882	17,381	34	1
N781	Activities of employment placement agencies	7	229	73	229	73	-	-
N782	Temporary employment agency activities	12	4,101	1,894	4,101	1,894	-	-
N791	Travel agency and tour operator activities	s	s	s	s	s	s	s
N801	Private security activities	23	4,318	397	4,317	396	1	1
N812	Cleaning activities	5	3,777	2,927	3,744	2,927	33	-
N813	Landscape care and maintenance service activities	s	s	s	s	s	s	s
N821	Office administrative and support activities	s	s	s	s	s	s	s
N822	Call centers and other related activities	18	11,077	11,388	11,077	11,388	-	-
	IVA - CALABARZON	129	50,852	51,063	50,837	51,060	15	3
N773	Renting and leasing of other machinery, equipment and tangible goods, n.e.c.	5	641	89	641	89	-	-
N781	Activities of employment placement agencies	12	8,005	11,852	8,005	11,852	-	-
N782	Temporary employment agency activities	42	20,339	21,069	20,339	21,069	-	-
N801	Private security activities	35	8,341	2,116	8,341	2,116	-	-
N812	Cleaning activities	6	447	83	447	83	-	-
N813	Landscape care and maintenance service activities	s	s	s	s	s	s	s
N822	Call centers and other related activities	21	12,210	15,238	12,210	15,238	-	-
N829	Business support service activities, n.e.c.	7	828	615	813	612	15	3
	IVB - MIMAROPA	5	602	103	602	103	-	-
N782	Temporary employment agency activities	s	s	s	s	s	s	s

Continued

Table 2a --Continued

2009 PSIC Code	Region/Industry Description	Number of Establishments	Employment as of November 15					
			Total		Paid		Unpaid	
			Male	Female	Male	Female	Male	Female
			(1)	(2)	(3)	(4)	(5)	(6)
N791	Travel agency and tour operator activities	s	s	s	s	s	s	s
N799	Other reservation service and related activities	s	s	s	s	s	s	s
N812	Cleaning activities	s	s	s	s	s	s	s
	V - Bicol	11	1,862	1,838	1,862	1,838	-	-
N781	Activities of employment placement agencies }							
N782	Temporary employment agency activities }	3	246	166	246	166	-	-
N801	Private security activities	4	422	195	422	195	-	-
N822	Call centers and other related activities	4	1,194	1,477	1,194	1,477	-	-
	VI - Western Visayas	69	18,433	15,339	18,424	15,334	9	5
N773	Renting and leasing of other machinery, equipment and tangible goods, n.e.c.	s	s	s	s	s	s	s
N781	Activities of employment placement agencies	s	s	s	s	s	s	s
N782	Temporary employment agency activities	12	2,662	1,274	2,662	1,274	-	-
N801	Private security activities	22	4,468	283	4,464	279	4	4
N812	Cleaning activities	s	s	s	s	s	s	s
N822	Call centers and other related activities	22	10,303	12,717	10,303	12,717	-	-
	VII - Central Visayas	186	53,670	49,989	53,666	49,987	4	2
N772	Renting and leasing of personal and household goods	s	s	s	s	s	s	s
N773	Renting and leasing of other machinery, equipment and tangible goods, n.e.c.	5	172	136	172	136	-	-
N781	Activities of employment placement agencies	5	235	81	235	81	-	-
N782	Temporary employment agency activities	52	14,764	10,212	14,762	10,212	3	-
N791	Travel agency and tour operator activities	3	37	101	37	101	-	-
N799	Other reservation service and related activities	4	229	221	229	219	-	2
N801	Private security activities	24	6,380	506	6,380	506	-	-
N803	Investigation activities	s	s	s	s	s	s	s
N811	Combined facilities support activities	s	s	s	s	s	s	s
N812	Cleaning activities	6	1,059	970	1,059	970	-	-
N813	Landscape care and maintenance service activities	s	s	s	s	s	s	s
N822	Call centers and other related activities	79	30,205	37,645	30,204	37,645	1	-
N829	Business support service activities, n.e.c.	3	97	40	97	40	-	-
	VIII - Eastern Visayas	11	1,959	179	1,955	175	4	4
N773	Renting and leasing of other machinery, equipment and tangible goods, n.e.c.	s	s	s	s	s	s	s
N781	Activities of employment placement agencies	s	s	s	s	s	s	s
N782	Temporary employment agency activities	6	1,270	75	1,268	74	2	1
N801	Private security activities	2	569	32	567	29	2	3
	IX - Zamboanga Peninsula	24	3,262	2,166	3,260	2,166	2	-
N781	Activities of employment placement agencies	s	s	s	s	s	s	s

Continued

Table 2a --Concluded

2009 PSIC Code	Region/Industry Description	Number of Establishments	Employment as of November 15					
			Total		Paid		Unpaid	
			Male	Female	Male	Female	Male	Female
			(1)	(2)	(3)	(4)	(5)	(6)
N782	Temporary employment agency activities	s	s	s	s	s	s	s
N791	Travel agency and tour operator activities	s	s	s	s	s	s	s
N801	Private security activities	15	1,830	473	1,828	473	2	-
	X - Northern Mindanao	51	9,213	5,085	9,211	5,081	2	4
N773	Renting and leasing of other machinery, equipment and tangible goods, n.e.c.	s	s	s	s	s	s	s
N781	Activities of employment placement agencies	12	425	172	425	172	-	-
N782	Temporary employment agency activities	17	3,425	3,339	3,424	3,337	1	2
N799	Other reservation service and related activities	s	s	s	s	s	s	s
N801	Private security activities	11	3,661	794	3,660	792	1	2
N812	Cleaning activities	4	1,071	238	1,071	238	-	-
N822	Call centers and other related activities	3	551	490	551	490	-	-
N829	Business support service activities, n.e.c.	s	s	s	s	s	s	s
	XI - Davao	80	19,822	10,218	19,816	10,218	3	-
N773	Renting and leasing of other machinery, equipment and tangible goods, n.e.c.	s	s	s	s	s	s	s
N781	Activities of employment placement agencies	7	1,544	105	1,544	105	-	-
N782	Temporary employment agency activities	18	3,474	1,604	3,474	1,604	-	-
N799	Other reservation service and related activities	s	s	s	s	s	s	s
N801	Private security activities	27	7,794	662	7,788	662	3	-
N812	Cleaning activities	4	1,403	804	1,403	804	-	-
N822	Call centers and other related activities	18	5,303	6,968	5,303	6,968	-	-
N829	Business support service activities, n.e.c.	3	58	21	58	21	-	-
	XII - SOCCSKSARGEN	22	29,624	14,197	29,619	14,175	5	22
N781	Activities of employment placement agencies	s	s	s	s	s	s	s
N782	Temporary employment agency activities	11	26,603	12,880	26,598	12,858	5	22
N801	Private security activities	7	996	285	996	285	-	-
N802	Security systems service activities	s	s	s	s	s	s	s
N822	Call centers and other related activities	s	s	s	s	s	s	s
	XIII - Caraga	7	1,873	238	1,872	237	1	1
N801	Private security activities	7	1,873	238	1,872	237	1	1
	ARMM	-	-	-	-	-	-	-
N812	Cleaning activities	-	-	-	-	-	-	-

TABLE 2a.1 Number of Establishments and Research and Development (R&D) Personnel by Sex for Administrative and Support Service Activities
Establishments with Total Employment of 20 and Over by Region and Industry Sub-Class: Philippines, 2017
(Details may not add up to total due to rounding and/or statistical disclosure control)

2009 PSIC Code	Region/Industry Description	Number of Establishments	R & D Personnel as of November 15		
			Total	Male	Female
		(1)	(2)	(3)	(4)
	Philippines	1,872	254	152	103
N771	Renting and leasing of motor vehicles	s	s	s	s
N772	Renting and leasing of personal and household goods	10	-	-	-
N773	Renting and leasing of other machinery, equipment and tangible goods, n.e.c.	40	-	-	-
N781	Activities of employment placement agencies	276	25	24	1
N782	Temporary employment agency activities	308	27	17	10
N783	Other human resources provision	s	s	s	s
N791	Travel agency and tour operator activities	75	-	-	-
N799	Other reservation service and related activities	25	3	0	3
N801	Private security activities	380	42	25	17
N802	Security systems service activities	10	4	3	1
N803	Investigation activities	3	-	-	-
N811	Combined facilities support activities	5	-	-	-
N812	Cleaning activities	79	11	7	4
N813	Landscape care and maintenance service activities	5	-	-	-
N821	Office administrative and support activities	9	-	-	-
N822	Call centers and other related activities	580	128	63	65
N823	Organization of conventions and trade shows	10	-	-	-
N829	Business support service activities, n.e.c.	54	14	12	2
	NCR	1,174	180	114	67
N771	Renting and leasing of motor vehicles	s	s	s	s
N772	Renting and leasing of personal and household goods	8	-	-	-
N773	Renting and leasing of other machinery, equipment and tangible goods, n.e.c.	23	-	-	-
N781	Activities of employment placement agencies	215	24	24	-
N782	Temporary employment agency activities	122	15	9	6
N783	Other human resources provision	s	s	s	s
N791	Travel agency and tour operator activities	69	-	-	-
N799	Other reservation service and related activities	17	-	-	-
N801	Private security activities	191	14	11	3
N802	Security systems service activities	9	4	3	1
N803	Investigation activities	s	s	s	s
N811	Combined facilities support activities	3	-	-	-
N812	Cleaning activities	49	11	7	4
N813	Landscape care and maintenance service activities	s	s	s	s
N821	Office administrative and support activities	8	-	-	-
N822	Call centers and other related activities	403	106	53	53
N823	Organization of conventions and trade shows	10	-	-	-
N829	Business support service activities, n.e.c.	40	6	6	-
	CAR	19	3	2	1
N772	Renting and leasing of personal and household goods	s	s	s	s
N782	Temporary employment agency activities	s	s	s	s
N799	Other reservation service and related activities	s	s	s	s

Continued

Table 2a.1 --Continued

2009 PSIC Code	Region/Industry Description	Number of Establishments	R & D Personnel as of November 15		
			Total	Male	Female
			(1)	(2)	(3)
N801	Private security activities	s	s	s	s
N812	Cleaning activities	s	s	s	s
N822	Call centers and other related activities	10	3	2	1
	I - Ilocos	12	-	-	-
N781	Activities of employment placement agencies	s	s	s	s
N782	Temporary employment agency activities	3	-	-	-
N801	Private security activities	5	-	-	-
N812	Cleaning activities	s	s	s	s
N822	Call centers and other related activities	s	s	s	s
	II - Cagayan Valley	4	-	-	-
N782	Temporary employment agency activities	s	s	s	s
N801	Private security activities	s	s	s	s
	III - Central Luzon	68	7	3	4
N781	Activities of employment placement agencies	7	-	-	-
N782	Temporary employment agency activities	12	-	-	-
N791	Travel agency and tour operator activities	s	s	s	s
N801	Private security activities	23	-	-	-
N812	Cleaning activities	5	-	-	-
N813	Landscape care and maintenance service activities	s	s	s	s
N821	Office administrative and support activities	s	s	s	s
N822	Call centers and other related activities	18	7	3	4
	IVA - CALABARZON	129	19	12	7
N773	Renting and leasing of other machinery, equipment and tangible goods, n.e.c.	5	-	-	-
N781	Activities of employment placement agencies	12	-	-	-
N782	Temporary employment agency activities	42	-	-	-
N801	Private security activities	35	11	6	5
N812	Cleaning activities	6	-	-	-
N813	Landscape care and maintenance service activities	s	s	s	s
N822	Call centers and other related activities	21	-	-	-
N829	Business support service activities, n.e.c.	7	8	6	2
	IVB - MIMAROPA	5	-	-	-
N782	Temporary employment agency activities	s	s	s	s
N791	Travel agency and tour operator activities	s	s	s	s
N799	Other reservation service and related activities	s	s	s	s
N812	Cleaning activities	s	s	s	s
	V - Bicol	11	2	1	1
N781	Activities of employment placement agencies	}			
N782	Temporary employment agency activities	}	3	1	-
N801	Private security activities		4	1	1
N822	Call centers and other related activities		4	-	-

Continued

Table 2a.1 --Continued

2009 PSIC Code	Region/Industry Description	Number of Establishments	R & D Personnel as of November 15		
			Total	Male	Female
			(1)	(2)	(3)
	VI - Western Visayas	69	7	3	4
N773	Renting and leasing of other machinery, equipment and tangible goods, n.e.c.	s	s	s	s
N781	Activities of employment placement agencies	s	s	s	s
N782	Temporary employment agency activities	12	-	-	-
N801	Private security activities	22	-	-	-
N812	Cleaning activities	s	s	s	s
N822	Call centers and other related activities	22	7	3	4
	VII - Central Visayas	186	5	2	3
N772	Renting and leasing of personal and household goods	s	s	s	s
N773	Renting and leasing of other machinery, equipment and tangible goods, n.e.c.	5	-	-	-
N781	Activities of employment placement agencies	5	-	-	-
N782	Temporary employment agency activities	52	2	2	-
N791	Travel agency and tour operator activities	3	-	-	-
N799	Other reservation service and related activities	4	3	-	3
N801	Private security activities	24	-	-	-
N803	Investigation activities	s	s	s	s
N811	Combined facilities support activities	s	s	s	s
N812	Cleaning activities	6	-	-	-
N813	Landscape care and maintenance service activities	s	s	s	s
N822	Call centers and other related activities	79	-	-	-
N829	Business support service activities, n.e.c.	3	-	-	-
	VIII - Eastern Visayas	11	10	6	4
N773	Renting and leasing of other machinery, equipment and tangible goods, n.e.c.	s	s	s	s
N781	Activities of employment placement agencies	s	s	s	s
N782	Temporary employment agency activities	6	10	6	4
N801	Private security activities	2	-	-	-
	IX - Zamboanga Peninsula	24	-	-	-
N781	Activities of employment placement agencies	s	s	s	s
N782	Temporary employment agency activities	s	s	s	s
N791	Travel agency and tour operator activities	s	s	s	s
N801	Private security activities	15	-	-	-
	X - Northern Mindanao	51	10	5	5
N773	Renting and leasing of other machinery, equipment and tangible goods, n.e.c.	s	s	s	s
N781	Activities of employment placement agencies	12	-	-	-
N782	Temporary employment agency activities	17	-	-	-
N799	Other reservation service and related activities	s	s	s	s

Continued

Table 2a.1 --Concluded

2009 PSIC Code	Region/Industry Description	Number of Establishments	R & D Personnel as of November 15		
			Total	Male	Female
		(1)	(2)	(3)	(4)
N801	Private security activities	11	10	5	5
N812	Cleaning activities	4	-	-	-
N822	Call centers and other related activities	3	-	-	-
N829	Business support service activities, n.e.c.	s	s	s	s
	XI - Davao	80	11	4	7
N773	Renting and leasing of other machinery, equipment and tangible goods, n.e.c.	s	s	s	s
N781	Activities of employment placement agencies	7	-	-	-
N782	Temporary employment agency activities	18	-	-	-
N799	Other reservation service and related activities	s	s	s	s
N801	Private security activities	27	6	2	4
N812	Cleaning activities	4	-	-	-
N822	Call centers and other related activities	18	5	2	3
N829	Business support service activities, n.e.c.	3	-	-	-
	XII - SOCCSKSARGEN	22	-	-	-
N781	Activities of employment placement agencies	s	s	s	s
N782	Temporary employment agency activities	11	-	-	-
N801	Private security activities	7	-	-	-
N802	Security systems service activities	s	s	s	s
N822	Call centers and other related activities	s	s	s	s
	XIII - Caraga	7	-	-	-
N801	Private security activities }	7	-	-	-
	ARMM }				
N812	Cleaning activities				

TTABLE 3a Number of Establishments and Compensation by Type for Administrative and Support Service Activities Establishments with Total Employment of 20 and Over by Region and Industry Sub-Class: Philippines, 2017

(Values are in thousand pesos, except for number of establishments.

Details may not add-up to total due to rounding and/or statistical disclosure control)

2009 PSIC Code	Region/Industry Description	Number of Establishments	Compensation			
			Total	Gross salaries and wages	Separation, retirement/ terminal pay, gratuities, etc.	Total employers' contribution to SSS/GSIS, ECC, etc.
		(1)	(2)	(3)	(4)	(5)
	Philippines	1,872	282,739,246	258,693,389	5,777,002	18,268,856
N771	Renting and leasing of motor vehicles	s	s	s	s	s
N772	Renting and leasing of personal and household goods	10	61,753	56,543	903	4,308
N773	Renting and leasing of other machinery, equipment and tangible goods, n.e.c.	40	741,400	646,029	57,919	37,452
N781	Activities of employment placement agencies	276	7,949,035	7,092,711	577,194	279,130
N782	Temporary employment agency activities	308	37,620,186	34,877,541	461,718	2,280,927
N783	Other human resources provision	s	s	s	s	s
N791	Travel agency and tour operator activities	75	1,571,183	1,465,837	36,319	69,027
N799	Other reservation service and related activities	25	1,600,397	1,557,882	8,548	33,967
N801	Private security activities	380	10,814,291	10,101,011	64,295	648,985
N802	Security systems service activities	10	357,618	320,617	9,688	27,312
N803	Investigation activities	3	16,136	14,702	-	1,434
N811	Combined facilities support activities	5	432,157	412,625	4,850	14,681
N812	Cleaning activities	79	5,520,352	5,136,620	16,388	367,343
N813	Landscape care and maintenance service activities	5	75,665	65,477	952	9,236
N821	Office administrative and support activities	9	650,219	617,761	10,944	21,514
N822	Call centers and other related activities	580	213,496,263	194,633,890	4,498,094	14,364,279
N823	Organization of conventions and trade shows	10	199,535	177,448	12,928	9,159
N829	Business support service activities, n.e.c.	54	1,370,144	1,277,963	12,700	79,481
	NCR	1,174	206,505,712	188,006,029	4,919,150	13,580,534
N771	Renting and leasing of motor vehicles	s	s	s	s	s
N772	Renting and leasing of personal and household goods	8	50,267	45,883	572	3,812
N773	Renting and leasing of other machinery, equipment and tangible goods, n.e.c.	23	439,611	376,451	41,563	21,596
N781	Activities of employment placement agencies	215	3,959,920	3,247,109	559,082	153,729
N782	Temporary employment agency activities	122	19,225,668	17,689,571	323,627	1,212,470
N783	Other human resources provision	s	s	s	s	s
N791	Travel agency and tour operator activities	69	1,516,664	1,415,007	36,140	65,516
N799	Other reservation service and related activities	17	272,813	250,045	8,486	14,282
N801	Private security activities	191	5,329,624	4,917,714	44,028	367,883
N802	Security systems service activities	9	347,736	311,382	9,688	26,666
N803	Investigation activities	s	s	s	s	s
N811	Combined facilities support activities	3	391,521	376,304	4,850	10,366
N812	Cleaning activities	49	3,619,639	3,339,706	13,531	266,403
N813	Landscape care and maintenance service activities	s	s	s	s	s
N821	Office administrative and support activities	8	100,676	93,513	1,002	6,161
N822	Call centers and other related activities	403	169,684,577	154,495,455	3,854,599	11,334,522
N823	Organization of conventions and trade shows	10	199,535	177,448	12,928	9,159
N829	Business support service activities, n.e.c.	40	1,055,239	991,773	4,539	58,927

Continued

Table 3a --Continued

2009 PSIC Code	Region/Industry Description	Number of Establishments	Compensation			
			Total	Gross salaries and wages	Separation, retirement/ terminal pay, gratuities, etc.	Total employers' contribution to SSS/GSIS, ECC, etc.
		(1)	(2)	(3)	(4)	(5)
	CAR	19	3,338,099	3,068,672	19,199	250,229
N772	Renting and leasing of personal and household goods	s	s	s	s	s
N782	Temporary employment agency activities	s	s	s	s	s
N799	Other reservation service and related activities	s	s	s	s	s
N801	Private security activities	s	s	s	s	s
N812	Cleaning activities	s	s	s	s	s
N822	Call centers and other related activities	10	2,078,893	1,818,346	18,818	241,728
	I - Ilocos	12	622,383	601,537	5,871	14,976
N781	Activities of employment placement agencies	s	s	s	s	s
N782	Temporary employment agency activities	3	143,970	132,360	4,001	7,609
N801	Private security activities	5	428,596	424,015	0	4,581
N812	Cleaning activities	s	s	s	s	s
N822	Call centers and other related activities	s	s	s	s	s
	II - Cagayan Valley	4	59,015	57,072	81	1,862
N782	Temporary employment agency activities	s	s	s	s	s
N801	Private security activities	s	s	s	s	s
	III - Central Luzon	68	8,479,318	7,811,854	220,547	446,917
N781	Activities of employment placement agencies	7	26,030	25,182	-	848
N782	Temporary employment agency activities	12	881,087	825,669	2,762	52,655
N791	Travel agency and tour operator activities	s	s	s	s	s
N801	Private security activities	23	385,502	360,099	563	24,839
N812	Cleaning activities	5	951,933	922,239	100	29,595
N813	Landscape care and maintenance service activities	s	s	s	s	s
N821	Office administrative and support activities	s	s	s	s	s
N822	Call centers and other related activities	18	5,662,880	5,132,958	207,001	322,921
	IVA - CALABARZON	129	16,278,699	15,189,453	159,865	929,381
N773	Renting and leasing of other machinery, equipment and tangible goods, n.e.c.	5	197,979	181,680	8,044	8,254
N781	Activities of employment placement agencies	12	3,011,879	2,954,959	9,256	47,664
N782	Temporary employment agency activities	42	5,745,254	5,275,514	67,513	402,227
N801	Private security activities	35	1,419,310	1,329,805	10,677	78,828
N812	Cleaning activities	6	100,578	94,012	924	5,641
N813	Landscape care and maintenance service activities	s	s	s	s	s
N822	Call centers and other related activities	21	5,523,944	5,096,124	58,514	369,306
N829	Business support service activities, n.e.c.	7	273,356	251,350	4,937	17,069
	IVB - MIMAROPA	5	104,451	95,707	3	8,742
N782	Temporary employment agency activities	s	s	s	s	s
N791	Travel agency and tour operator activities	s	s	s	s	s
N799	Other reservation service and related activities	s	s	s	s	s

Continued

Table 3a --Continued

2009 PSIC Code	Region/Industry Description	Number of Establishments	Compensation			
			Total	Gross salaries and wages	Separation, retirement/ terminal pay, gratuities, etc.	Total employers' contribution to SSS/GSIS, ECC, etc.
		(1)	(2)	(3)	(4)	(5)
N812	Cleaning activities	s	s	s	s	s
	V - Bicol	11	976,790	924,540	1,786	50,464
N781	Activities of employment placement agencies }					
N782	Temporary employment agency activities }	3	187,990	173,492	16	14,482
N801	Private security activities	4	78,377	74,758	-	3,619
N822	Call centers and other related activities	4	710,424	676,291	1,770	32,363
	VI - Western Visayas	69	7,589,925	7,024,142	59,770	506,014
N773	Renting and leasing of other machinery, equipment and tangible goods, n.e.c.	s	s	s	s	s
N781	Activities of employment placement agencies	s	s	s	s	s
N782	Temporary employment agency activities	12	535,293	501,440	5,181	28,672
N801	Private security activities	22	402,764	376,260	169	26,335
N812	Cleaning activities	s	s	s	s	s
N822	Call centers and other related activities	22	6,334,591	5,856,671	52,483	425,437
	VII - Central Visayas	186	24,499,982	22,540,640	327,344	1,631,998
N772	Renting and leasing of personal and household goods	s	s	s	s	s
N773	Renting and leasing of other machinery, equipment and tangible goods, n.e.c.	5	67,634	53,248	8,128	6,258
N781	Activities of employment placement agencies	5	82,820	74,179	3,152	5,489
N782	Temporary employment agency activities	52	3,436,258	3,204,773	33,094	198,390
N791	Travel agency and tour operator activities	3	24,708	22,641	0	2,067
N799	Other reservation service and related activities	4	175,877	158,917	60	16,900
N801	Private security activities	24	740,484	712,130	2,032	26,322
N803	Investigation activities	s	s	s	s	s
N811	Combined facilities support activities	s	s	s	s	s
N812	Cleaning activities	6	318,368	289,595	421	28,353
N813	Landscape care and maintenance service activities	s	s	s	s	s
N822	Call centers and other related activities	79	19,568,232	17,946,733	280,375	1,341,124
N829	Business support service activities, n.e.c.	3	14,699	13,574	83	1,043
	VIII - Eastern Visayas	11	315,084	306,927	2,492	5,664
N773	Renting and leasing of other machinery, equipment and tangible goods, n.e.c.	s	s	s	s	s
N781	Activities of employment placement agencies	s	s	s	s	s
N782	Temporary employment agency activities	6	259,148	252,467	2,354	4,327
N801	Private security activities	2	48,055	46,899	30	1,126
	IX - Zamboanga Peninsula	24	844,729	823,978	1,476	19,275
N781	Activities of employment placement agencies	s	s	s	s	s
N782	Temporary employment agency activities	s	s	s	s	s
N791	Travel agency and tour operator activities	s	s	s	s	s

Continued

Table 3a --Concluded

2009 PSIC Code	Region/Industry Description	Number of Establishments	Compensation				
			Total	Gross salaries and wages	Separation, retirement/ terminal pay, gratuities, etc.	Total employers' contribution to SSS/GSIS, ECC, etc.	
		(1)	(2)	(3)	(4)	(5)	
N801	Private security activities	15	140,289	123,122	566	16,601	
	X - Northern Mindanao	51	2,109,307	2,029,025	6,886	73,396	
N773	Renting and leasing of other machinery, equipment and tangible goods, n.e.c.	s	s	s	s	s	
N781	Activities of employment placement agencies	12	58,561	53,034	560	4,966	
N782	Temporary employment agency activities	17	896,390	876,340	1,559	18,490	
N799	Other reservation service and related activities	s	s	s	s	s	
N801	Private security activities	11	447,650	436,166	244	11,240	
N812	Cleaning activities	4	195,414	186,747	1,413	7,254	
N822	Call centers and other related activities	3	477,021	445,233	3,035	28,753	
N829	Business support service activities, n.e.c.	s	s	s	s	s	
	XI - Davao	80	5,516,687	5,070,500	38,555	407,631	
N773	Renting and leasing of other machinery, equipment and tangible goods, n.e.c.	s	s	s	s	s	
N781	Activities of employment placement agencies	7	88,652	82,038	541	6,073	
N782	Temporary employment agency activities	18	714,134	657,050	8,215	48,869	
N799	Other reservation service and related activities	s	s	s	s	s	
N801	Private security activities	27	1,040,142	967,691	5,161	67,290	
N812	Cleaning activities	4	237,239	218,270	-	18,968	
N822	Call centers and other related activities	18	3,384,012	3,099,591	21,498	262,922	
N829	Business support service activities, n.e.c.	3	13,536	9,610	3,141	785	
	XII - SOCCSKSARGEN	22	5,342,276	5,002,169	13,878	326,229	
N781	Activities of employment placement agencies	s	s	s	s	s	
N782	Temporary employment agency activities	11	4,879,528	4,573,747	12,557	293,225	
N801	Private security activities	7	138,226	130,849	595	6,782	
N802	Security systems service activities	s	s	s	s	s	
N822	Call centers and other related activities	s	s	s	s	s	
	XIII - Caraga	7	156,790	141,145	100	15,545	
N801	Private security activities	}	7	156,790	141,145	100	15,545
	ARMM	}					
N812	Cleaning activities						

TABLE 4a Number of Establishments and Income by Type for Administrative and Support Service Activities Establishments with Total Employment of 20 and Over by Region and Industry Sub-Class: Philippines, 2017

(Values are in thousand pesos, except for number of establishments.

Details may not add-up to total due to rounding and/or statistical disclosure control.)

2009 PSIC Code	Region/Industry Description	Number of Establishments	Income					
			Total	Income from service rendered	Real estate sales	Commissions and fees earned	Income from Renting and Leasing Services of Real Estate Properties (For real estate activities)	Income from non- industrial service done for others
			(1)	(2)	(3)	(4)	(5)	(6)
	Philippines	1,872	526,834,746	491,785,522	-	808,111	-	7,841,554
N771	Renting and leasing of motor vehicles	s	s	s	s	s	s	s
N772	Renting and leasing of personal and household goods	10	283,695	-	-	11,384	-	270,019
N773	Renting and leasing of other machinery, equipment and tangible goods, n.e.c.	40	6,577,670	-	-	28	-	5,899,193
N781	Activities of employment placement agencies	276	15,254,743	14,564,861	-	1,725	-	20,883
N782	Temporary employment agency activities	308	53,170,966	52,155,399	-	5,041	-	169,998
N783	Other human resources provision	s	s	s	s	s	s	s
N791	Travel agency and tour operator activities	75	5,254,306	4,730,310	-	489,647	-	2,511
N799	Other reservation service and related activities	25	3,004,084	2,977,024	-	3,965	-	18
N801	Private security activities	380	14,321,945	14,226,550	-	27,754	-	276
N802	Security systems service activities	10	567,961	418,411	-	-	-	-
N803	Investigation activities	3	64,948	44,493	-	-	-	-
N811	Combined facilities support activities	5	1,118,557	1,094,116	-	-	-	-
N812	Cleaning activities	79	10,510,875	7,710,203	-	5,057	-	8,212
N813	Landscape care and maintenance service activities	5	155,268	151,167	-	-	-	3,162
N821	Office administrative and support activities	9	1,359,204	1,322,323	-	-	-	-
N822	Call centers and other related activities	580	404,938,424	383,377,803	-	263,510	-	410,121
N823	Organization of conventions and trade shows	10	1,761,551	1,742,656	-	-	-	-
N829	Business support service activities, n.e.c.	54	7,086,193	6,932,385	-	-	-	6,506
	NCR	1,174	391,483,927	366,520,480	-	773,288	-	5,335,469
N771	Renting and leasing of motor vehicles	s	s	s	s	s	s	s
N772	Renting and leasing of personal and household goods	8	257,297	-	-	-	-	255,019
N773	Renting and leasing of other machinery, equipment and tangible goods, n.e.c.	23	4,136,911	-	-	28	-	3,544,650
N781	Activities of employment placement agencies	215	10,302,077	9,733,580	-	-	-	13,650
N782	Temporary employment agency activities	122	29,238,036	28,833,232	-	498	-	140,947
N783	Other human resources provision	s	s	s	s	s	s	s
N791	Travel agency and tour operator activities	69	5,113,589	4,589,605	-	489,647	-	2,511
N799	Other reservation service and related activities	17	894,641	874,872	-	3,077	-	-
N801	Private security activities	191	7,383,901	7,341,100	-	11,471	-	148
N802	Security systems service activities	9	557,290	407,740	-	-	-	-
N803	Investigation activities	s	s	s	s	s	s	s
N811	Combined facilities support activities	3	1,050,890	1,050,532	-	-	-	-
N812	Cleaning activities	49	8,171,214	5,403,449	-	5,057	-	432
N813	Landscape care and maintenance service activities	s	s	s	s	s	s	s
N821	Office administrative and support activities	8	352,374	323,985	-	-	-	-
N822	Call centers and other related activities	403	314,525,166	299,721,675	-	263,510	-	320,386

Continued

Table 4a --Continued

2009 PSIC Code	Region/Industry Description	Number of Establishments	Income					
			Total	Income from service rendered	Real estate sales	Commissions and fees earned	Income from Renting and Leasing Services of Real Estate Properties(For real estate activities)	Income from non- industrial service done for others
		(1)	(2)	(3)	(4)	(5)	(6)	(7)
N823	Organization of conventions and trade shows	10	1,761,551	1,742,656	-	-	-	-
N829	Business support service activities, n.e.c.	40	6,211,887	6,058,509	-	-	-	6,506
	CAR	19	6,150,936	5,597,280	-	11,384	-	-
N772	Renting and leasing of personal and household goods	s	s	s	s	s	s	s
N782	Temporary employment agency activities	s	s	s	s	s	s	s
N799	Other reservation service and related activities	s	s	s	s	s	s	s
N801	Private security activities	s	s	s	s	s	s	s
N812	Cleaning activities	s	s	s	s	s	s	s
N822	Call centers and other related activities	10	4,187,917	3,651,574	-	-	-	-
	I - Ilocos	12	709,582	707,070	-	3	-	1,958
N781	Activities of employment placement agencies	s	s	s	s	s	s	s
N782	Temporary employment agency activities	3	155,874	155,809	-	-	-	-
N801	Private security activities	5	474,463	474,463	-	-	-	-
N812	Cleaning activities	s	s	s	s	s	s	s
N822	Call centers and other related activities	s	s	s	s	s	s	s
	II - Cagayan Valley	4	68,907	67,545	-	-	-	-
N782	Temporary employment agency activities	s	s	s	s	s	s	s
N801	Private security activities	s	s	s	s	s	s	s
	III - Central Luzon	68	17,182,959	15,876,863	-	5,142	-	4,174
N781	Activities of employment placement agencies	7	30,032	30,032	-	-	-	-
N782	Temporary employment agency activities	12	2,320,386	2,314,336	-	-	-	2
N791	Travel agency and tour operator activities	s	s	s	s	s	s	s
N801	Private security activities	23	565,766	549,980	-	5,142	-	128
N812	Cleaning activities	5	1,146,520	1,146,368	-	-	-	-
N813	Landscape care and maintenance service activities	s	s	s	s	s	s	s
N821	Office administrative and support activities	s	s	s	s	s	s	s
N822	Call centers and other related activities	18	12,045,192	10,772,190	-	-	-	1,447
	IVA - CALABARZON	129	24,706,506	22,544,888	-	-	-	1,538,911
N773	Renting and leasing of other machinery, equipment and tangible goods, n.e.c.	5	1,559,609	-	-	-	-	1,493,744
N781	Activities of employment placement agencies	12	3,291,638	3,243,614	-	-	-	6,410
N782	Temporary employment agency activities	42	7,227,576	7,191,597	-	-	-	3,518
N801	Private security activities	35	1,888,836	1,888,824	-	-	-	-
N812	Cleaning activities	6	213,660	189,752	-	-	-	-
N813	Landscape care and maintenance service activities	s	s	s	s	s	s	s
N822	Call centers and other related activities	21	9,741,393	9,248,486	-	-	-	35,239
N829	Business support service activities, n.e.c.	7	775,102	774,838	-	-	-	-

Continued

Table 4a --Continued

2009 PSIC Code	Region/Industry Description	Number of Establishments	Income					
			Total	Income from service rendered	Real estate sales	Commissions and fees earned	Income from Renting and Leasing Services of Real Estate Properties(For real estate activities)	Income from non- industrial service done for others
		(1)	(2)	(3)	(4)	(5)	(6)	(7)
	IVB - MIMAROPA	5	128,867	125,800	-	2,500	-	17
N782	Temporary employment agency activities	s	s	s	s	s	s	s
N791	Travel agency and tour operator activities	s	s	s	s	s	s	s
N799	Other reservation service and related activities	s	s	s	s	s	s	s
N812	Cleaning activities	s	s	s	s	s	s	s
	V - Bicol	11	2,543,441	2,066,048	-	-	-	-
N781	Activities of employment placement agencies }				-	-	-	-
N782	Temporary employment agency activities }	3	257,537	257,341	-	-	-	-
N801	Private security activities	4	80,738	80,738	-	-	-	-
N822	Call centers and other related activities	4	2,205,165	1,727,969	-	-	-	-
	VI - Western Visayas	69	14,492,080	13,504,075	-	898	-	26,565
N773	Renting and leasing of other machinery, equipment and tangible goods, n.e.c.	s	s	s	s	s	s	s
N781	Activities of employment placement agencies	s	s	s	s	s	s	s
N782	Temporary employment agency activities	12	1,098,245	859,259	-	-	-	7,754
N801	Private security activities	22	480,370	476,454	-	898	-	-
N812	Cleaning activities	s	s	s	s	s	s	s
N822	Call centers and other related activities	22	12,489,137	11,746,709	-	-	-	17,911
	VII - Central Visayas	186	49,285,164	45,999,592	-	24	-	717,375
N772	Renting and leasing of personal and household goods	s	s	s	s	s	s	s
N773	Renting and leasing of other machinery, equipment and tangible goods, n.e.c.	5	693,886	-	-	-	-	685,139
N781	Activities of employment placement agencies	5	211,077	209,990	-	-	-	-
N782	Temporary employment agency activities	52	4,075,873	4,054,974	-	24	-	3,611
N791	Travel agency and tour operator activities	3	76,482	76,476	-	-	-	-
N799	Other reservation service and related activities	4	229,719	229,345	-	-	-	18
N801	Private security activities	24	900,365	900,358	-	-	-	-
N803	Investigation activities	s	s	s	s	s	s	s
N811	Combined facilities support activities	s	s	s	s	s	s	s
N812	Cleaning activities	6	397,405	397,170	-	-	-	6
N813	Landscape care and maintenance service activities	s	s	s	s	s	s	s
N822	Call centers and other related activities	79	42,528,961	39,998,988	-	-	-	13,600
N829	Business support service activities, n.e.c.	3	52,512	52,490	-	-	-	-
	VIII - Eastern Visayas	11	484,199	386,491	-	-	-	44,945
N773	Renting and leasing of other machinery, equipment and tangible goods, n.e.c.	s	s	s	s	s	s	s
N781	Activities of employment placement agencies	s	s	s	s	s	s	s
N782	Temporary employment agency activities	6	356,594	316,538	-	-	-	-

Continued

Table 4a --Continued

2009 PSIC Code	Region/Industry Description	Number of Establishments	Income					
			Total	Income from service rendered	Real estate sales	Commissions and fees earned	Income from Renting and Leasing Services of Real Estate Properties(For real estate activities)	Income from non- industrial service done for others
		(1)	(2)	(3)	(4)	(5)	(6)	(7)
N801	Private security activities	2	57,073	44,473	-	-	-	-
	IX - Zamboanga Peninsula	24	1,203,023	1,140,592	-	1,042	-	-
N781	Activities of employment placement agencies	s	s	s	s	s	s	s
N782	Temporary employment agency activities	s	s	s	s	s	s	s
N791	Travel agency and tour operator activities	s	s	s	s	s	s	s
N801	Private security activities	15	214,550	214,541	-	-	-	-
	X - Northern Mindanao	51	2,820,958	2,747,432	-	888	-	56,407
N773	Renting and leasing of other machinery, equipment and tangible goods, n.e.c.	s	s	s	s	s	s	s
N781	Activities of employment placement agencies	12	157,676	157,676	-	-	-	-
N782	Temporary employment agency activities	17	1,114,893	1,109,588	-	-	-	2,330
N799	Other reservation service and related activities	s	s	s	s	s	s	s
N801	Private security activities	11	540,221	540,217	-	-	-	-
N812	Cleaning activities	4	187,514	180,861	-	-	-	5,816
N822	Call centers and other related activities	3	710,895	710,058	-	-	-	26
N829	Business support service activities, n.e.c.	s	s	s	s	s	s	s
	XI - Davao	80	9,317,674	8,509,862	-	2,084	-	103,221
N773	Renting and leasing of other machinery, equipment and tangible goods, n.e.c.	s	s	s	s	s	s	s
N781	Activities of employment placement agencies	7	251,107	246,852	-	65	-	-
N782	Temporary employment agency activities	18	901,574	892,847	-	2,019	-	128
N799	Other reservation service and related activities	s	s	s	s	s	s	s
N801	Private security activities	27	1,316,291	1,307,540	-	-	-	-
N812	Cleaning activities	4	280,783	280,783	-	-	-	-
N822	Call centers and other related activities	18	6,417,353	5,713,000	-	-	-	21,513
N829	Business support service activities, n.e.c.	3	21,494	21,350	-	-	-	-
	XII - SOCCSKSARGEN	22	6,065,050	5,800,033	-	10,857	-	12,512
N781	Activities of employment placement agencies	s	s	s	s	s	s	s
N782	Temporary employment agency activities	11	5,531,492	5,291,006	-	-	-	11,690
N801	Private security activities	7	154,425	144,182	-	10,243	-	-
N802	Security systems service activities	s	s	s	s	s	s	s
N822	Call centers and other related activities	s	s	s	s	s	s	s
	XIII - Caraga	7	191,473	191,473	-	-	-	-
N801	Private security activities }	7	191,473	191,473	-	-	-	-
	ARMM }							
N812	Cleaning activities							

Continued

Table 4a --Continued

2009 PSIC Code	Region/Industry Description	Income						
		Sale of goods	Interest Income	Dividend Income	Royalty Income	Franchise Income	Grants and donations	Other Income
		(8)	(9)	(10)	(11)	(12)	(13)	(14)
	Philippines	5,728,968	1,156,668	10,174,682	3,000	240	470	9,335,531
N771	Renting and leasing of motor vehicles	s	s	s	s	s	s	s
N772	Renting and leasing of personal and household goods	2,279	-	-	-	-	-	13
N773	Renting and leasing of other machinery, equipment and tangible goods, n.e.c.	532,056	4,287	10,549	-	-	-	131,558
N781	Activities of employment placement agencies	99,319	31,630	154	-	-	-	536,172
N782	Temporary employment agency activities	476,450	93,364	115,303	-	-	20	155,390
N783	Other human resources provision	s	s	s	s	s	s	s
N791	Travel agency and tour operator activities	-	2,473	-	-	-	-	29,366
N799	Other reservation service and related activities	9,989	3,588	23	-	-	450	9,028
N801	Private security activities	13,867	6,057	5,013	3,000	240	-	39,188
N802	Security systems service activities	149,419	131	-	-	-	-	-
N803	Investigation activities	20,453	-	-	-	-	-	2
N811	Combined facilities support activities	24,083	358	-	-	-	-	-
N812	Cleaning activities	2,783,295	1,734	-	-	-	-	2,374
N813	Landscape care and maintenance service activities	-	22	-	-	-	-	919
N821	Office administrative and support activities	25,689	1,595	-	-	-	-	9,597
N822	Call centers and other related activities	1,592,069	975,082	9,996,480	-	-	-	8,323,359
N823	Organization of conventions and trade shows	-	133	9,000	-	-	-	9,761
N829	Business support service activities, n.e.c.	-	36,127	38,160	-	-	-	73,016
	NCR	5,026,960	1,016,837	5,969,113	-	-	-	6,841,780
N771	Renting and leasing of motor vehicles	s	s	s	s	s	s	s
N772	Renting and leasing of personal and household goods	2,279	-	-	-	-	-	-
N773	Renting and leasing of other machinery, equipment and tangible goods, n.e.c.	454,849	4,148	4,406	-	-	-	128,831
N781	Activities of employment placement agencies	-	23,834	-	-	-	-	531,014
N782	Temporary employment agency activities	12,812	28,223	115,290	-	-	-	107,033
N783	Other human resources provision	s	s	s	s	s	s	s
N791	Travel agency and tour operator activities	-	2,460	-	-	-	-	29,366
N799	Other reservation service and related activities	9,989	3,579	23	-	-	-	3,101
N801	Private security activities	-	5,903	13	-	-	-	25,266
N802	Security systems service activities	149,419	131	-	-	-	-	-
N803	Investigation activities	s	s	s	s	s	s	s
N811	Combined facilities support activities	-	358	-	-	-	-	-
N812	Cleaning activities	2,759,402	796	-	-	-	-	2,079
N813	Landscape care and maintenance service activities	s	s	s	s	s	s	s
N821	Office administrative and support activities	25,689	1,079	-	-	-	-	1,621
N822	Call centers and other related activities	1,592,069	910,119	5,802,221	-	-	-	5,915,186
N823	Organization of conventions and trade shows	-	133	9,000	-	-	-	9,761
N829	Business support service activities, n.e.c.	-	35,983	38,160	-	-	-	72,729

Continued

Table 4a --Continued

2009 PSIC Code	Region/Industry Description	Income					
		Sale of goods	Interest Income	Dividend Income	Royalty Income	Franchise Income	Grants and donations
		(8)	(9)	(10)	(11)	(12)	(13)
	CAR	-	477	525,427	-	-	-
N772	Renting and leasing of personal and household goods	s	s	s	s	s	s
N782	Temporary employment agency activities	s	s	s	s	s	s
N799	Other reservation service and related activities	s	s	s	s	s	s
N801	Private security activities	s	s	s	s	s	s
N812	Cleaning activities	s	s	s	s	s	s
N822	Call centers and other related activities	-	422	525,427	-	-	10,494
	I - Ilocos	-	75	152	-	-	324
N781	Activities of employment placement agencies	s	s	s	s	s	s
N782	Temporary employment agency activities	-	65	-	-	-	-
N801	Private security activities	-	-	-	-	-	-
N812	Cleaning activities	s	s	s	s	s	s
N822	Call centers and other related activities	s	s	s	s	s	s
	II - Cagayan Valley	1,267	42	-	-	-	54
N782	Temporary employment agency activities	s	s	s	s	s	s
N801	Private security activities	s	s	s	s	s	s
	III - Central Luzon	-	5,720	476,612	-	-	814,449
N781	Activities of employment placement agencies	-	-	-	-	-	-
N782	Temporary employment agency activities	-	836	-	-	-	5,212
N791	Travel agency and tour operator activities	s	s	s	s	s	s
N801	Private security activities	-	43	5,000	-	-	5,473
N812	Cleaning activities	-	37	-	-	-	116
N813	Landscape care and maintenance service activities	s	s	s	s	s	s
N821	Office administrative and support activities	s	s	s	s	s	s
N822	Call centers and other related activities	-	4,269	471,612	-	-	795,674
	IVA - CALABARZON	134,601	20,777	177,102	-	-	290,228
N773	Renting and leasing of other machinery, equipment and tangible goods, n.e.c.	65,603	63	-	-	-	198
N781	Activities of employment placement agencies	41,519	73	2	-	-	19
N782	Temporary employment agency activities	3,586	13,774	-	-	-	15,101
N801	Private security activities	-	13	-	-	-	-
N812	Cleaning activities	23,893	15	-	-	-	-
N813	Landscape care and maintenance service activities	s	s	s	s	s	s
N822	Call centers and other related activities	-	6,717	177,099	-	-	273,852
N829	Business support service activities, n.e.c.	-	121	-	-	-	143
	IVB - MIMAROPA	-	-	-	-	-	470
N782	Temporary employment agency activities	s	s	s	s	s	s
N791	Travel agency and tour operator activities	s	s	s	s	s	s

Continued

Table 4a --Continued

2009 PSIC Code	Region/Industry Description	Income						
		Sale of goods	Interest Income	Dividend Income	Royalty Income	Franchise Income	Grants and donations	Other Income
		(8)	(9)	(10)	(11)	(12)	(13)	(14)
N799	Other reservation service and related activities	s	s	s	s	s	s	s
N812	Cleaning activities	s	s	s	s	s	s	s
	V - Bicol	-	349	-	-	-	-	477,043
N781	Activities of employment placement agencies }							
N782	Temporary employment agency activities }	-	86	-	-	-	-	111
N801	Private security activities	-	-	-	-	-	-	-
N822	Call centers and other related activities	-	263	-	-	-	-	476,933
	VI - Western Visayas	230,999	11,888	642,449	3,000	-	-	72,205
N773	Renting and leasing of other machinery, equipment and tangible goods, n.e.c.	s	s	s	s	s	s	s
N781	Activities of employment placement agencies	s	s	s	s	s	s	s
N782	Temporary employment agency activities	230,999	102	-	-	-	-	132
N801	Private security activities	-	18	-	3,000	-	-	-
N812	Cleaning activities	s	s	s	s	s	s	s
N822	Call centers and other related activities	-	10,370	642,449	-	-	-	71,698
	VII - Central Visayas	31,948	43,021	2,208,685	-	-	-	284,520
N772	Renting and leasing of personal and household goods	s	s	s	s	s	s	s
N773	Renting and leasing of other machinery, equipment and tangible goods, n.e.c.	-	75	6,143	-	-	-	2,529
N781	Activities of employment placement agencies	-	444	-	-	-	-	643
N782	Temporary employment agency activities	7,864	4,715	14	-	-	-	4,671
N791	Travel agency and tour operator activities	-	6	-	-	-	-	-
N799	Other reservation service and related activities	-	9	-	-	-	-	347
N801	Private security activities	-	6	-	-	-	-	-
N803	Investigation activities	s	s	s	s	s	s	s
N811	Combined facilities support activities	s	s	s	s	s	s	s
N812	Cleaning activities	-	50	-	-	-	-	180
N813	Landscape care and maintenance service activities	s	s	s	s	s	s	s
N822	Call centers and other related activities	-	37,695	2,202,528	-	-	-	276,150
N829	Business support service activities, n.e.c.	-	22	-	-	-	-	-
	VIII - Eastern Visayas	51,817	49	-	-	-	-	896
N773	Renting and leasing of other machinery, equipment and tangible goods, n.e.c.	s	s	s	s	s	s	s
N781	Activities of employment placement agencies	-	47	-	-	-	-	60
N782	Temporary employment agency activities	39,217	2	-	-	-	-	836
N801	Private security activities	12,600	-	-	-	-	-	-
	IX - Zamboanga Peninsula	48,437	12,898	-	-	-	-	55
N781	Activities of employment placement agencies	s	s	s	s	s	s	s
N782	Temporary employment agency activities	s	s	s	s	s	s	s

Continued

Table 4a --Concluded

2009 PSIC Code	Region/Industry Description	Income						
		Sale of goods	Interest Income	Dividend Income	Royalty Income	Franchise Income	Grants and donations	Other Income
		(8)	(9)	(10)	(11)	(12)	(13)	(14)
N791	Travel agency and tour operator activities	s	s	s	s	s	s	s
N801	Private security activities	-	8	-	-	-	-	-
	X - Northern Mindanao	12,919	3,295	-	-	-	-	17
N773	Renting and leasing of other machinery, equipment and tangible goods, n.e.c.	s	s	s	s	s	s	s
N781	Activities of employment placement agencies	-	-	-	-	-	-	-
N782	Temporary employment agency activities	1,315	1,656	-	-	-	-	4
N799	Other reservation service and related activities	s	s	s	s	s	s	s
N801	Private security activities	-	4	-	-	-	-	-
N812	Cleaning activities	-	837	-	-	-	-	-
N822	Call centers and other related activities	-	798	-	-	-	-	13
N829	Business support service activities, n.e.c.	s	s	s	s	s	s	s
	XI - Davao	1,742	11,478	175,142	-	240	-	513,905
N773	Renting and leasing of other machinery, equipment and tangible goods, n.e.c.	s	s	s	s	s	s	s
N781	Activities of employment placement agencies	-	2,770	-	-	-	-	1,420
N782	Temporary employment agency activities	1,742	4,224	-	-	-	-	614
N799	Other reservation service and related activities	s	s	s	s	s	s	s
N801	Private security activities	-	62	-	-	240	-	8,449
N812	Cleaning activities	-	-	-	-	-	-	-
N822	Call centers and other related activities	-	4,421	175,142	-	-	-	503,277
N829	Business support service activities, n.e.c.	-	1	-	-	-	-	144
	XII - SOCCSKSARGEN	188,277	29,763	-	-	-	-	23,607
N781	Activities of employment placement agencies	s	s	s	s	s	s	s
N782	Temporary employment agency activities	178,914	28,620	-	-	-	-	21,263
N801	Private security activities	-	-	-	-	-	-	-
N802	Security systems service activities	s	s	s	s	s	s	s
N822	Call centers and other related activities	s	s	s	s	s	s	s
	XIII - Caraga	-	-	-	-	-	-	-
N801	Private security activities }	-	-	-	-	-	-	-
	ARMM }							
N812	Cleaning activities							

Table 4a.2 --Concluded

2009 PSIC Code	Region/Industry Description	Income from Transactions Outside the Country						
		Hong Kong	Denmark	Japan	Germany	Singapore	Uruguay	Others
		(7)	(8)	(9)	(10)	(11)	(12)	(13)
N791	Travel agency and tour operator activities	\$	\$	\$	\$	\$	\$	\$
N801	Private security activities	-	-	-	-	-	-	-
	X - Northern Mindanao	-	-	-	-	-	-	-
N773	Renting and leasing of other machinery, equipment and tangible goods, n.e.c.	\$	\$	\$	\$	\$	\$	\$
N781	Activities of employment placement agencies	-	-	-	-	-	-	-
N782	Temporary employment agency activities	-	-	-	-	-	-	-
N799	Other reservation service and related activities	\$	\$	\$	\$	\$	\$	\$
N801	Private security activities	-	-	-	-	-	-	-
N812	Cleaning activities	-	-	-	-	-	-	-
N822	Call centers and other related activities	-	-	-	-	-	-	-
N829	Business support service activities, n.e.c.	\$	\$	\$	\$	\$	\$	\$
	XI - Davao	890	-	-	-	-	-	44,949
N773	Renting and leasing of other machinery, equipment and tangible goods, n.e.c.	\$	\$	\$	\$	\$	\$	\$
N781	Activities of employment placement agencies	-	-	-	-	-	-	-
N782	Temporary employment agency activities	-	-	-	-	-	-	-
N799	Other reservation service and related activities	\$	\$	\$	\$	\$	\$	\$
N801	Private security activities	-	-	-	-	-	-	-
N812	Cleaning activities	-	-	-	-	-	-	-
N822	Call centers and other related activities	-	-	-	-	-	-	44,949
N829	Business support service activities, n.e.c.	890	-	-	-	-	-	-
	XII - SOCCSKSARGEN	-	-	-	-	-	-	-
N781	Activities of employment placement agencies	\$	\$	\$	\$	\$	\$	\$
N782	Temporary employment agency activities	-	-	-	-	-	-	-
N801	Private security activities	-	-	-	-	-	-	-
N802	Security systems service activities	\$	\$	\$	\$	\$	\$	\$
N822	Call centers and other related activities	\$	\$	\$	\$	\$	\$	\$
	XIII - Caraga	-	-	-	-	-	-	-
N801	Private security activities	}	-	-	-	-	-	-
	ARMM	}						
N812	Cleaning activities							

TABLE 4a.1 Number of Establishments and Income from Service Rendered by Type of Transaction for Administrative and Support Service Activities
Establishments with Total Employment of 20 and Over by Region and Industry Sub-Class: Philippines, 2017

(Values are in thousand pesos, except for number of establishments.

Details may not add-up to total due to rounding and/or statistical disclosure control.)

2009 PSIC Code	Region/Industry Description	Number of Establishments	Income from Service Rendered		
			Total	Transactions Within the Country	Transactions Outside the Country
		(1)	(2)	(3)	(4)
Philippines		1,872	491,785,522	305,997,662	185,787,861
N771	Renting and leasing of motor vehicles	s	s	s	s
N772	Renting and leasing of personal and household goods	10	-	-	-
N773	Renting and leasing of other machinery, equipment and tangible goods, n.e.c.	40	-	-	-
N781	Activities of employment placement agencies	276	14,564,861	11,914,054	2,650,807
N782	Temporary employment agency activities	308	52,155,399	51,682,770	472,629
N783	Other human resources provision	s	s	s	s
N791	Travel agency and tour operator activities	75	4,730,310	3,896,853	833,456
N799	Other reservation service and related activities	25	2,977,024	2,977,024	-
N801	Private security activities	380	14,226,550	14,226,550	-
N802	Security systems service activities	10	418,411	418,411	-
N803	Investigation activities	3	44,493	44,493	-
N811	Combined facilities support activities	5	1,094,116	1,094,116	-
N812	Cleaning activities	79	7,710,203	7,710,203	-
N813	Landscape care and maintenance service activities	5	151,167	151,167	-
N821	Office administrative and support activities	9	1,322,323	402,756	919,567
N822	Call centers and other related activities	580	383,377,803	202,957,108	180,420,695
N823	Organization of conventions and trade shows	10	1,742,656	1,732,109	10,547
N829	Business support service activities, n.e.c.	54	6,932,385	6,452,226	480,159
NCR		1,174	366,520,480	219,208,748	147,311,732
N771	Renting and leasing of motor vehicles	s	s	s	s
N772	Renting and leasing of personal and household goods	8	-	-	-
N773	Renting and leasing of other machinery, equipment and tangible goods, n.e.c.	23	-	-	-
N781	Activities of employment placement agencies	215	9,733,580	7,082,773	2,650,807
N782	Temporary employment agency activities	122	28,833,232	28,360,603	472,629
N783	Other human resources provision	s	s	s	s
N791	Travel agency and tour operator activities	69	4,589,605	3,769,949	819,656
N799	Other reservation service and related activities	17	874,872	874,872	-
N801	Private security activities	191	7,341,100	7,341,100	-
N802	Security systems service activities	9	407,740	407,740	-
N803	Investigation activities	s	s	s	s
N811	Combined facilities support activities	3	1,050,532	1,050,532	-
N812	Cleaning activities	49	5,403,449	5,403,449	-
N813	Landscape care and maintenance service activities	s	s	s	s
N821	Office administrative and support activities	8	323,985	222,985	101,000
N822	Call centers and other related activities	403	299,721,675	156,942,834	142,778,841
N823	Organization of conventions and trade shows	10	1,742,656	1,732,109	10,547
N829	Business support service activities, n.e.c.	40	6,058,509	5,580,257	478,252

Continued

Table 4a.1 --Continued

2009 PSIC Code	Region/Industry Description	Number of Establishments	Income from Service Rendered		
			Total	Transactions Within the Country	Transactions Outside the Country
		(1)	(2)	(3)	(4)
	CAR	19	5,597,280	3,160,253	2,437,027
N772	Renting and leasing of personal and household goods	s	s	s	s
N782	Temporary employment agency activities	s	s	s	s
N799	Other reservation service and related activities	s	s	s	s
N801	Private security activities	s	s	s	s
N812	Cleaning activities	s	s	s	s
N822	Call centers and other related activities	10	3,651,574	1,214,548	2,437,027
	I - Ilocos	12	707,070	680,695	26,375
N781	Activities of employment placement agencies	s	s	s	s
N782	Temporary employment agency activities	3	155,809	155,809	0
N801	Private security activities	5	474,463	474,463	0
N812	Cleaning activities	s	s	s	s
N822	Call centers and other related activities	s	s	s	s
	II - Cagayan Valley	4	67,545	67,545	-
N782	Temporary employment agency activities	s	s	s	s
N801	Private security activities	s	s	s	s
	III - Central Luzon	68	15,876,863	13,176,842	2,700,021
N781	Activities of employment placement agencies	7	30,032	30,032	-
N782	Temporary employment agency activities	12	2,314,336	2,314,336	-
N791	Travel agency and tour operator activities	s	s	s	s
N801	Private security activities	23	549,980	549,980	-
N812	Cleaning activities	5	1,146,368	1,146,368	-
N813	Landscape care and maintenance service activities	s	s	s	s
N821	Office administrative and support activities	s	s	s	s
N822	Call centers and other related activities	18	10,772,190	8,890,737	1,881,453
	IVA - CALABARZON	129	22,544,888	18,587,920	3,956,968
N773	Renting and leasing of other machinery, equipment and tangible goods, n.e.c.	5	-	-	-
N781	Activities of employment placement agencies	12	3,243,614	3,243,614	-
N782	Temporary employment agency activities	42	7,191,597	7,191,597	-
N801	Private security activities	35	1,888,824	1,888,824	-
N812	Cleaning activities	6	189,752	189,752	-
N813	Landscape care and maintenance service activities	s	s	s	s
N822	Call centers and other related activities	21	9,248,486	5,291,517	3,956,968
N829	Business support service activities, n.e.c.	7	774,838	774,838	-
	IVB - MIMAROPA	5	125,800	125,800	-
N782	Temporary employment agency activities	s	s	s	s
N791	Travel agency and tour operator activities	s	s	s	s

Continued

Table 4a.1 --Continued

2009 PSIC Code	Region/Industry Description	Number of Establishments	Income from Service Rendered		
			Total	Transactions Within the Country	Transactions Outside the Country
		(1)	(2)	(3)	(4)
N799	Other reservation service and related activities	s	s	s	s
N812	Cleaning activities	s	s	s	s
	V - Bicol	11	2,066,048	2,066,048	-
N781	Activities of employment placement agencies }				-
N782	Temporary employment agency activities }	3	257,341	257,341	-
N801	Private security activities	4	80,738	80,738	-
N822	Call centers and other related activities	4	1,727,969	1,727,969	-
	VI - Western Visayas	69	13,504,075	9,005,070	4,499,004
N773	Renting and leasing of other machinery, equipment and tangible goods, n.e.c.	s	s	s	s
N781	Activities of employment placement agencies	s	s	s	s
N782	Temporary employment agency activities	12	859,259	859,259	-
N801	Private security activities	22	476,454	476,454	-
N812	Cleaning activities	s	s	s	s
N822	Call centers and other related activities	22	11,746,709	7,247,705	4,499,004
	VII - Central Visayas	186	45,999,592	23,035,446	22,964,146
N772	Renting and leasing of personal and household goods	s	s	s	s
N773	Renting and leasing of other machinery, equipment and tangible goods, n.e.c.	5	-	-	-
N781	Activities of employment placement agencies	5	209,990	209,990	-
N782	Temporary employment agency activities	52	4,054,974	4,054,974	-
N791	Travel agency and tour operator activities	3	76,476	62,676	13,800
N799	Other reservation service and related activities	4	229,345	229,345	-
N801	Private security activities	24	900,358	900,358	-
N803	Investigation activities	s	s	s	s
N811	Combined facilities support activities	s	s	s	s
N812	Cleaning activities	6	397,170	397,170	-
N813	Landscape care and maintenance service activities	s	s	s	s
N822	Call centers and other related activities	79	39,998,988	17,049,659	22,949,329
N829	Business support service activities, n.e.c.	3	52,490	51,473	1,017
	VIII - Eastern Visayas	11	386,491	386,491	-
N773	Renting and leasing of other machinery, equipment and tangible goods, n.e.c.	s	s	s	s
N781	Activities of employment placement agencies	s	s	s	s
N782	Temporary employment agency activities	6	316,538	316,538	-
N801	Private security activities	2	44,473	44,473	-
	IX - Zamboanga Peninsula	24	1,140,592	1,140,592	-
N781	Activities of employment placement agencies	s	s	s	s
N782	Temporary employment agency activities	s	s	s	s
N791	Travel agency and tour operator activities	s	s	s	s
N801	Private security activities	15	214,541	214,541	-

Continued

Table 4a.1 --Concluded

2009 PSIC Code	Region/Industry Description	Number of Establishments	Income from Service Rendered		
			Total	Transactions Within the Country	Transactions Outside the Country
		(1)	(2)	(3)	(4)
	X - Northern Mindanao	51	2,747,432	2,747,432	-
N773	Renting and leasing of other machinery, equipment and tangible goods, n.e.c.	s	s	s	s
N781	Activities of employment placement agencies	12	157,676	157,676	-
N782	Temporary employment agency activities	17	1,109,588	1,109,588	-
N799	Other reservation service and related activities	s	s	s	s
N801	Private security activities	11	540,217	540,217	-
N812	Cleaning activities	4	180,861	180,861	-
N822	Call centers and other related activities	3	710,058	710,058	-
N829	Business support service activities, n.e.c.	s	s	s	s
	XI - Davao	80	8,509,862	6,617,274	1,892,587
N773	Renting and leasing of other machinery, equipment and tangible goods, n.e.c.	s	s	s	s
N781	Activities of employment placement agencies	7	246,852	246,852	-
N782	Temporary employment agency activities	18	892,847	892,847	-
N799	Other reservation service and related activities	s	s	s	s
N801	Private security activities	27	1,307,540	1,307,540	-
N812	Cleaning activities	4	280,783	280,783	-
N822	Call centers and other related activities	18	5,713,000	3,821,302	1,891,697
N829	Business support service activities, n.e.c.	3	21,350	20,460	890
	XII - SOCCSKSARGEN	22	5,800,033	5,800,033	-
N781	Activities of employment placement agencies	s	s	s	s
N782	Temporary employment agency activities	11	5,291,006	5,291,006	-
N801	Private security activities	7	144,182	144,182	-
N802	Security systems service activities	s	s	s	s
N822	Call centers and other related activities	s	s	s	s
	XIII - Caraga	7	191,473	191,473	-
N801	Private security activities }	7	191,473	191,473	-
	ARMM }				
N812	Cleaning activities				

TABLE 4a.2 Number of Establishments and Countries with the Highest Percentage of Income from Transactions Outside the Country for Administrative and Support Service Activities Establishments with Total Employment of 20 and Over by Region and Industry Sub-Class: Philippines, 2017

*(Values are in thousand pesos, except for number of establishments.
Details may not add-up to total due to rounding and/or statistical disclosure control.)*

2009 PSIC Code	Region/Industry Description	Number of Establishments	Income from Transactions Outside the Country				
			Total	United States of America	Australia	United Kingdom of Great Britain	Netherlands
		(1)	(2)	(3)	(4)	(5)	(6)
Philippines		1,872	179,574,415	120,604,108	15,989,131	10,839,523	3,902,969
N771	Renting and leasing of motor vehicles	s	s	s	s	s	s
N772	Renting and leasing of personal and household goods	10	-	-	-	-	-
N773	Renting and leasing of other machinery, equipment and tangible goods, n.e.c.	40	-	-	-	-	-
N781	Activities of employment placement agencies	276	2,650,807	-	-	-	7,157
N782	Temporary employment agency activities	308	385,959	28,890	-	84,977	-
N783	Other human resources provision	s	s	s	s	s	s
N791	Travel agency and tour operator activities	75	732,190	-	-	113,516	10,026
N799	Other reservation service and related activities	25	-	-	-	-	-
N801	Private security activities	380	-	-	-	-	-
N802	Security systems service activities	10	-	-	-	-	-
N803	Investigation activities	3	-	-	-	-	-
N811	Combined facilities support activities	5	-	-	-	-	-
N812	Cleaning activities	79	-	-	-	-	-
N813	Landscape care and maintenance service activities	5	-	-	-	-	-
N821	Office administrative and support activities	9	600,326	37,370	104,288	-	-
N822	Call centers and other related activities	580	174,714,427	120,165,148	15,795,537	10,641,030	3,885,786
N823	Organization of conventions and trade shows	10	10,547	-	-	-	-
N829	Business support service activities, n.e.c.	54	480,159	372,700	89,305	-	-
NCR		1,174	141,890,065	90,853,913	15,109,184	9,121,954	3,682,927
N771	Renting and leasing of motor vehicles	s	s	s	s	s	s
N772	Renting and leasing of personal and household goods	8	-	-	-	-	-
N773	Renting and leasing of other machinery, equipment and tangible goods, n.e.c.	23	-	-	-	-	-
N781	Activities of employment placement agencies	215	2,650,807	-	-	-	7,157
N782	Temporary employment agency activities	122	385,959	28,890	-	84,977	-
N783	Other human resources provision	s	s	s	s	s	s
N791	Travel agency and tour operator activities	69	723,910	-	-	113,516	10,026
N799	Other reservation service and related activities	17	-	-	-	-	-
N801	Private security activities	191	-	-	-	-	-
N802	Security systems service activities	9	-	-	-	-	-
N803	Investigation activities	s	s	s	s	s	s
N811	Combined facilities support activities	3	-	-	-	-	-
N812	Cleaning activities	49	-	-	-	-	-
N813	Landscape care and maintenance service activities	s	s	s	s	s	s
N821	Office administrative and support activities	8	101,000	37,370	6,060	-	-
N822	Call centers and other related activities	403	137,539,590	90,414,953	15,013,819	8,923,461	3,665,744
N823	Organization of conventions and trade shows	10	10,547	-	-	-	-

Continued

Table 4a.2 --Continued

2009 PSIC Code	Region/Industry Description	Number of Establishments	Income from Transactions Outside the Country				
			Total	United States of America	Australia	United Kingdom of Great Britain	Netherlands
		(1)	(2)	(3)	(4)	(5)	(6)
N829	Business support service activities, n.e.c.	40	478,252	372,700	89,305	-	-
	CAR	19	2,437,027	2,420,604	16,423	-	-
N772	Renting and leasing of personal and household goods	s	s	s	s	s	s
N782	Temporary employment agency activities	s	s	s	s	s	s
N799	Other reservation service and related activities	s	s	s	s	s	s
N801	Private security activities	s	s	s	s	s	s
N812	Cleaning activities	s	s	s	s	s	s
N822	Call centers and other related activities	10	2,437,027	2,420,604	16,423	-	-
	I - Ilocos	12	26,375	527	-	-	-
N781	Activities of employment placement agencies	s	s	s	s	s	s
N782	Temporary employment agency activities	3	-	-	-	-	-
N801	Private security activities	5	-	-	-	-	-
N812	Cleaning activities	s	s	s	s	s	s
N822	Call centers and other related activities	s	s	s	s	s	s
	II - Cagayan Valley	4	-	-	-	-	-
N782	Temporary employment agency activities	s	s	s	s	s	s
N801	Private security activities	s	s	s	s	s	s
	III - Central Luzon	68	2,380,780	1,442,927	245,062	-	-
N781	Activities of employment placement agencies	7	-	-	-	-	-
N782	Temporary employment agency activities	12	-	-	-	-	-
N791	Travel agency and tour operator activities	s	s	s	s	s	s
N801	Private security activities	23	-	-	-	-	-
N812	Cleaning activities	5	-	-	-	-	-
N813	Landscape care and maintenance service activities	s	s	s	s	s	s
N821	Office administrative and support activities	s	s	s	s	s	s
N822	Call centers and other related activities	18	1,881,453	1,442,927	146,834	-	-
	IVA - CALABARZON	129	3,956,968	3,899,390	-	57,578	-
N773	Renting and leasing of other machinery, equipment and tangible goods, n.e.c.	5	-	-	-	-	-
N781	Activities of employment placement agencies	12	-	-	-	-	-
N782	Temporary employment agency activities	42	-	-	-	-	-
N801	Private security activities	35	-	-	-	-	-
N812	Cleaning activities	6	-	-	-	-	-
N813	Landscape care and maintenance service activities	s	s	s	s	s	s
N822	Call centers and other related activities	21	3,956,968	3,899,390	-	57,578	-
N829	Business support service activities, n.e.c.	7	-	-	-	-	-
	IVB - MIMAROPA	5	-	-	-	-	-
N782	Temporary employment agency activities	s	s	s	s	s	s

Continued

Table 4a.2 --Continued

2009 PSIC Code	Region/Industry Description	Number of Establishments	Income from Transactions Outside the Country				
			Total	United States of America	Australia	United Kingdom of Great Britain	Netherlands
			(1)	(2)	(3)	(4)	(5)
N791	Travel agency and tour operator activities	s	s	s	s	s	s
N799	Other reservation service and related activities	s	s	s	s	s	s
N812	Cleaning activities	s	s	s	s	s	s
	V - Bicol	11	-	-	-	-	-
N781	Activities of employment placement agencies }		-	-	-	-	-
N782	Temporary employment agency activities }	3	-	-	-	-	-
N801	Private security activities	4	-	-	-	-	-
N822	Call centers and other related activities	4	-	-	-	-	-
	VI - Western Visayas	69	4,499,004	3,596,910	235,993	636,481	-
N773	Renting and leasing of other machinery, equipment and tangible goods, n.e.c.	s	s	s	s	s	s
N781	Activities of employment placement agencies	s	s	s	s	s	s
N782	Temporary employment agency activities	12	-	-	-	-	-
N801	Private security activities	22	-	-	-	-	-
N812	Cleaning activities	s	s	s	s	s	s
N822	Call centers and other related activities	22	4,499,004	3,596,910	235,993	636,481	-
	VII - Central Visayas	186	22,491,609	17,402,904	337,734	208,428	220,042
N772	Renting and leasing of personal and household goods	s	s	s	s	s	s
N773	Renting and leasing of other machinery, equipment and tangible goods, n.e.c.	5	-	-	-	-	-
N781	Activities of employment placement agencies	5	-	-	-	-	-
N782	Temporary employment agency activities	52	-	-	-	-	-
N791	Travel agency and tour operator activities	3	8,280	-	-	-	-
N799	Other reservation service and related activities	4	-	-	-	-	-
N801	Private security activities	24	-	-	-	-	-
N803	Investigation activities	s	s	s	s	s	s
N811	Combined facilities support activities	s	s	s	s	s	s
N812	Cleaning activities	6	-	-	-	-	-
N813	Landscape care and maintenance service activities	s	s	s	s	s	s
N822	Call centers and other related activities	79	22,482,312	17,402,904	337,734	208,428	220,042
N829	Business support service activities, n.e.c.	3	1,017	-	-	-	-
	VIII - Eastern Visayas	11	-	-	-	-	-
N773	Renting and leasing of other machinery, equipment and tangible goods, n.e.c.	s	s	s	s	s	s
N781	Activities of employment placement agencies	s	s	s	s	s	s
N782	Temporary employment agency activities	6	-	-	-	-	-
N801	Private security activities	2	-	-	-	-	-
	IX - Zamboanga Peninsula	24	-	-	-	-	-
N781	Activities of employment placement agencies	s	s	s	s	s	s

Continued

Table 4a.2 --Continued

2009 PSIC Code	Region/Industry Description	Number of Establishments	Income from Transactions Outside the Country				
			Total	United States of America	Australia	United Kingdom of Great Britain	Netherlands
		(1)	(2)	(3)	(4)	(5)	(6)
N782	Temporary employment agency activities	s	s	s	s	s	s
N791	Travel agency and tour operator activities	s	s	s	s	s	s
N801	Private security activities	15	-	-	-	-	-
	X - Northern Mindanao	51	-	-	-	-	-
N773	Renting and leasing of other machinery, equipment and tangible goods, n.e.c.	s	s	s	s	s	s
N781	Activities of employment placement agencies	12	-	-	-	-	-
N782	Temporary employment agency activities	17	-	-	-	-	-
N799	Other reservation service and related activities	s	s	s	s	s	s
N801	Private security activities	11	-	-	-	-	-
N812	Cleaning activities	4	-	-	-	-	-
N822	Call centers and other related activities	3	-	-	-	-	-
N829	Business support service activities, n.e.c.	s	s	s	s	s	s
	XI - Davao	80	1,892,587	986,931	44,734	815,082	-
N773	Renting and leasing of other machinery, equipment and tangible goods, n.e.c.	s	s	s	s	s	s
N781	Activities of employment placement agencies	7	-	-	-	-	-
N782	Temporary employment agency activities	18	-	-	-	-	-
N799	Other reservation service and related activities	s	s	s	s	s	s
N801	Private security activities	27	-	-	-	-	-
N812	Cleaning activities	4	-	-	-	-	-
N822	Call centers and other related activities	18	1,891,697	986,931	44,734	815,082	-
N829	Business support service activities, n.e.c.	3	890	-	-	-	-
	XII - SOCCSKSARGEN	22	-	-	-	-	-
N781	Activities of employment placement agencies	s	s	s	s	s	s
N782	Temporary employment agency activities	11	-	-	-	-	-
N801	Private security activities	7	-	-	-	-	-
N802	Security systems service activities	s	s	s	s	s	s
N822	Call centers and other related activities	s	s	s	s	s	s
	XIII - Caraga	7	-	-	-	-	-
N801	Private security activities	}	7	-	-	-	-
	ARMM	}					
N812	Cleaning activities						

Continued

Table 4a.2 --Continued

2009 PSIC Code	Region/Industry Description	Income from Transactions Outside the Country						
		Hong Kong	Denmark	Japan	Germany	Singapore	Uruguay	Others
		(7)	(8)	(9)	(10)	(11)	(12)	(13)
	Philippines	2,883,432	114,188	2,346,479	1,309,216	4,480,964	-	17,104,404
N771	Renting and leasing of motor vehicles	\$	\$	\$	\$	\$	\$	\$
N772	Renting and leasing of personal and household goods	-	-	-	-	-	-	-
N773	Renting and leasing of other machinery, equipment and tangible goods, n.e.c.	-	-	-	-	-	-	-
N781	Activities of employment placement agencies	-	-	714,000	-	708,576	-	1,221,073
N782	Temporary employment agency activities	24,688	-	19,750	72,225	40,446	-	114,982
N783	Other human resources provision	\$	\$	\$	\$	\$	\$	\$
N791	Travel agency and tour operator activities	199,430	108,937	37,754	18,381	34,751	-	209,395
N799	Other reservation service and related activities	-	-	-	-	-	-	-
N801	Private security activities	-	-	-	-	-	-	-
N802	Security systems service activities	-	-	-	-	-	-	-
N803	Investigation activities	-	-	-	-	-	-	-
N811	Combined facilities support activities	-	-	-	-	-	-	-
N812	Cleaning activities	-	-	-	-	-	-	-
N813	Landscape care and maintenance service activities	-	-	-	-	-	-	-
N821	Office administrative and support activities	-	-	57,300	4,040	-	-	397,328
N822	Call centers and other related activities	2,644,882	5,251	1,517,675	1,214,570	3,697,191	-	15,147,357
N823	Organization of conventions and trade shows	-	-	-	-	-	-	10,547
N829	Business support service activities, n.e.c.	14,432	-	-	-	-	-	3,721
	NCR	2,514,897	114,188	1,932,778	1,242,500	4,412,954	-	12,904,769
N771	Renting and leasing of motor vehicles	\$	\$	\$	\$	\$	\$	\$
N772	Renting and leasing of personal and household goods	-	-	-	-	-	-	-
N773	Renting and leasing of other machinery, equipment and tangible goods, n.e.c.	-	-	-	-	-	-	-
N781	Activities of employment placement agencies	-	-	714,000	-	708,576	-	1,221,073
N782	Temporary employment agency activities	24,688	-	19,750	72,225	40,446	-	114,982
N783	Other human resources provision	\$	\$	\$	\$	\$	\$	\$
N791	Travel agency and tour operator activities	195,980	108,937	37,754	18,381	32,681	-	206,635
N799	Other reservation service and related activities	-	-	-	-	-	-	-
N801	Private security activities	-	-	-	-	-	-	-
N802	Security systems service activities	-	-	-	-	-	-	-
N803	Investigation activities	\$	\$	\$	\$	\$	\$	\$
N811	Combined facilities support activities	-	-	-	-	-	-	-
N812	Cleaning activities	-	-	-	-	-	-	-
N813	Landscape care and maintenance service activities	\$	\$	\$	\$	\$	\$	\$
N821	Office administrative and support activities	-	-	-	4,040	-	-	53,530
N822	Call centers and other related activities	2,281,705	5,251	1,161,274	1,147,853	3,631,250	-	11,294,280
N823	Organization of conventions and trade shows	-	-	-	-	-	-	10,547
N829	Business support service activities, n.e.c.	12,525	-	-	-	-	-	3,721

Continued

Table 4a.2 --Continued

2009 PSIC Code	Region/Industry Description	Income from Transactions Outside the Country						
		Hong Kong	Denmark	Japan	Germany	Singapore	Uruguay	Others
		(7)	(8)	(9)	(10)	(11)	(12)	(13)
	CAR	-	-	-	-	-	-	-
N772	Renting and leasing of personal and household goods	\$	\$	\$	\$	\$	\$	\$
N782	Temporary employment agency activities	\$	\$	\$	\$	\$	\$	\$
N799	Other reservation service and related activities	\$	\$	\$	\$	\$	\$	\$
N801	Private security activities	\$	\$	\$	\$	\$	\$	\$
N812	Cleaning activities	\$	\$	\$	\$	\$	\$	\$
N822	Call centers and other related activities	-	-	-	-	-	-	-
	I - Ilocos	-	-	-	-	25,847	-	-
N781	Activities of employment placement agencies	\$	\$	\$	\$	\$	\$	\$
N782	Temporary employment agency activities	-	-	-	-	-	-	-
N801	Private security activities	-	-	-	-	-	-	-
N812	Cleaning activities	\$	\$	\$	\$	\$	\$	\$
N822	Call centers and other related activities	\$	\$	\$	\$	\$	\$	\$
	II - Cagayan Valley	-	-	-	-	-	-	-
N782	Temporary employment agency activities	\$	\$	\$	\$	\$	\$	\$
N801	Private security activities	\$	\$	\$	\$	\$	\$	\$
	III - Central Luzon	125,662	-	57,300	-	-	-	509,829
N781	Activities of employment placement agencies	-	-	-	-	-	-	-
N782	Temporary employment agency activities	-	-	-	-	-	-	-
N791	Travel agency and tour operator activities	\$	\$	\$	\$	\$	\$	\$
N801	Private security activities	-	-	-	-	-	-	-
N812	Cleaning activities	-	-	-	-	-	-	-
N813	Landscape care and maintenance service activities	\$	\$	\$	\$	\$	\$	\$
N821	Office administrative and support activities	\$	\$	\$	\$	\$	\$	\$
N822	Call centers and other related activities	125,662	-	-	-	-	-	166,030
	IVA - CALABARZON	-	-	-	-	-	-	-
N773	Renting and leasing of other machinery, equipment and tangible goods, n.e.c.	-	-	-	-	-	-	-
N781	Activities of employment placement agencies	-	-	-	-	-	-	-
N782	Temporary employment agency activities	-	-	-	-	-	-	-
N801	Private security activities	-	-	-	-	-	-	-
N812	Cleaning activities	-	-	-	-	-	-	-
N813	Landscape care and maintenance service activities	\$	\$	\$	\$	\$	\$	\$
N822	Call centers and other related activities	-	-	-	-	-	-	-
N829	Business support service activities, n.e.c.	-	-	-	-	-	-	-
	IVB - MIMAROPA	-	-	-	-	-	-	-
N782	Temporary employment agency activities	\$	\$	\$	\$	\$	\$	\$
N791	Travel agency and tour operator activities	\$	\$	\$	\$	\$	\$	\$

Continued

Table 4a.2 --Continued

2009 PSIC Code	Region/Industry Description	Income from Transactions Outside the Country						
		Hong Kong	Denmark	Japan	Germany	Singapore	Uruguay	Others
		(7)	(8)	(9)	(10)	(11)	(12)	(13)
N799	Other reservation service and related activities	s	s	s	s	s	s	s
N812	Cleaning activities	s	s	s	s	s	s	s
	V - Bicol	-	-	-	-	-	-	-
N781	Activities of employment placement agencies }							
N782	Temporary employment agency activities }	-	-	-	-	-	-	-
N801	Private security activities	-	-	-	-	-	-	-
N822	Call centers and other related activities	-	-	-	-	-	-	-
	VI - Western Visayas	-	-	-	-	9,873	-	19,747
N773	Renting and leasing of other machinery, equipment and tangible goods, n.e.c.	s	s	s	s	s	s	s
N781	Activities of employment placement agencies	s	s	s	s	s	s	s
N782	Temporary employment agency activities	-	-	-	-	-	-	-
N801	Private security activities	-	-	-	-	-	-	-
N812	Cleaning activities	s	s	s	s	s	s	s
N822	Call centers and other related activities	-	-	-	-	9,873	-	19,747
	VII - Central Visayas	241,982	-	356,401	66,717	32,290	-	3,625,110
N772	Renting and leasing of personal and household goods	s	s	s	s	s	s	s
N773	Renting and leasing of other machinery, equipment and tangible goods, n.e.c.	-	-	-	-	-	-	-
N781	Activities of employment placement agencies	-	-	-	-	-	-	-
N782	Temporary employment agency activities	-	-	-	-	-	-	-
N791	Travel agency and tour operator activities	3,450	-	-	-	2,070	-	2,760
N799	Other reservation service and related activities	-	-	-	-	-	-	-
N801	Private security activities	-	-	-	-	-	-	-
N803	Investigation activities	s	s	s	s	s	s	s
N811	Combined facilities support activities	s	s	s	s	s	s	s
N812	Cleaning activities	-	-	-	-	-	-	-
N813	Landscape care and maintenance service activities	s	s	s	s	s	s	s
N822	Call centers and other related activities	237,515	-	356,401	66,717	30,220	-	3,622,350
N829	Business support service activities, n.e.c.	1,017	-	-	-	-	-	-
	VIII - Eastern Visayas	-	-	-	-	-	-	-
N773	Renting and leasing of other machinery, equipment and tangible goods, n.e.c.	s	s	s	s	s	s	s
N781	Activities of employment placement agencies	s	s	s	s	s	s	s
N782	Temporary employment agency activities	-	-	-	-	-	-	-
N801	Private security activities	-	-	-	-	-	-	-
	IX - Zamboanga Peninsula	-	-	-	-	-	-	-
N781	Activities of employment placement agencies	s	s	s	s	s	s	s
N782	Temporary employment agency activities	s	s	s	s	s	s	s

Continued

TABLE 4a.3 Number of Establishments and Income from Non-Industrial Services Done for Others by Type for Administrative and Support Service Activities Establishments with Total Employment of 20 and Over by Region and Industry Sub-Class: Philippines, 2017

(Values are in thousand pesos, except for number of establishments.)

Details may not add-up to total due to rounding and/or statistical disclosure control.)

2009 PSIC Code	Region/Industry Description	Number of Establishments	Income from Non-Industrial Services Done for Others		
			Total	Rent income from land	Rental income from buildings, warehouses and other structures
		(1)	(2)	(3)	(4)
	Philippines	1,872	7,841,554	164,513	257,042
N771	Renting and leasing of motor vehicles	s	s	s	s
N772	Renting and leasing of personal and household goods	10	270,019	-	-
N773	Renting and leasing of other machinery, equipment and tangible goods, n.e.c.	40	5,899,193	-	115,085
N781	Activities of employment placement agencies	276	20,883	-	11,097
N782	Temporary employment agency activities	308	169,998	62,002	39,512
N783	Other human resources provision	s	s	s	s
N791	Travel agency and tour operator activities	75	2,511	-	2,511
N799	Other reservation service and related activities	25	18	-	17
N801	Private security activities	380	276	-	128
N802	Security systems service activities	10	-	-	-
N803	Investigation activities	3	-	-	-
N811	Combined facilities support activities	5	-	-	-
N812	Cleaning activities	79	8,212	-	2,390
N813	Landscape care and maintenance service activities	5	3,162	-	565
N821	Office administrative and support activities	9	-	-	-
N822	Call centers and other related activities	580	410,121	102,511	85,737
N823	Organization of conventions and trade shows	10	-	-	-
N829	Business support service activities, n.e.c.	54	6,506	-	-
	NCR	1,174	5,335,469	164,513	119,189
N771	Renting and leasing of motor vehicles	s	s	s	s
N772	Renting and leasing of personal and household goods	8	255,019	-	-
N773	Renting and leasing of other machinery, equipment and tangible goods, n.e.c.	23	3,544,650	-	14,799
N781	Activities of employment placement agencies	215	13,650	-	4,687
N782	Temporary employment agency activities	122	140,947	62,002	23,401
N783	Other human resources provision	s	s	s	s
N791	Travel agency and tour operator activities	69	2,511	-	2,511
N799	Other reservation service and related activities	17	-	-	-
N801	Private security activities	191	148	-	-
N802	Security systems service activities	9	-	-	-
N803	Investigation activities	s	s	s	s
N811	Combined facilities support activities	3	-	-	-
N812	Cleaning activities	49	432	-	432
N813	Landscape care and maintenance service activities	s	s	s	s
N821	Office administrative and support activities	8	-	-	-
N822	Call centers and other related activities	403	320,386	102,511	72,794

Continued

Table 4a.3 --Continued

2009 PSIC Code	Region/Industry Description	Number of Establishments	Income from Non-Industrial Services Done for Others		
			Total	Rent income from land	Rental income from buildings, warehouses and other structures
		(1)	(2)	(3)	(4)
N823	Organization of conventions and trade shows	10	-	-	-
N829	Business support service activities, n.e.c.	40	6,506	-	-
	CAR	19	-	-	-
N772	Renting and leasing of personal and household goods	s	s	s	s
N782	Temporary employment agency activities	s	s	s	s
N799	Other reservation service and related activities	s	s	s	s
N801	Private security activities	s	s	s	s
N812	Cleaning activities	s	s	s	s
N822	Call centers and other related activities	10	-	-	-
	I - Ilocos	12	1,958	-	1,958
N781	Activities of employment placement agencies	s	s	s	s
N782	Temporary employment agency activities	3	-	-	-
N801	Private security activities	5	-	-	-
N812	Cleaning activities	s	s	s	s
N822	Call centers and other related activities	s	s	s	s
	II - Cagayan Valley	4	-	-	-
N782	Temporary employment agency activities	s	s	s	s
N801	Private security activities	s	s	s	s
	III - Central Luzon	68	4,174	-	130
N781	Activities of employment placement agencies	7	-	-	-
N782	Temporary employment agency activities	12	2	-	2
N791	Travel agency and tour operator activities	s	s	s	s
N801	Private security activities	23	128	-	128
N812	Cleaning activities	5	-	-	-
N813	Landscape care and maintenance service activities	s	s	s	s
N821	Office administrative and support activities	s	s	s	s
N822	Call centers and other related activities	18	1,447	-	-
	IVA - CALABARZON	129	1,538,911	-	19,186
N773	Renting and leasing of other machinery, equipment and tangible goods, n.e.c.	5	1,493,744	-	-
N781	Activities of employment placement agencies	12	6,410	-	6,410
N782	Temporary employment agency activities	42	3,518	-	1,306
N801	Private security activities	35	-	-	-
N812	Cleaning activities	6	-	-	-
N813	Landscape care and maintenance service activities	s	s	s	s
N822	Call centers and other related activities	21	35,239	-	11,471
N829	Business support service activities, n.e.c.	7	-	-	-

Continued

Table 4a.3 --Continued

2009 PSIC Code	Region/Industry Description	Number of Establishments	Income from Non-Industrial Services Done for Others		
			Total	Rent income from land	Rental income from buildings, warehouses and other structures
		(1)	(2)	(3)	(4)
	IVB - MIMAROPA	5	17	-	-
N782	Temporary employment agency activities	s	s	s	s
N791	Travel agency and tour operator activities	s	s	s	s
N799	Other reservation service and related activities	s	s	s	s
N812	Cleaning activities	s	s	s	s
	V - Bicol	11	-	-	-
N781	Activities of employment placement agencies }				
N782	Temporary employment agency activities }	3	-	-	-
N801	Private security activities	4	-	-	-
N822	Call centers and other related activities	4	-	-	-
	VI - Western Visayas	69	26,565	-	7,754
N773	Renting and leasing of other machinery, equipment and tangible goods, n.e.c.	s	s	s	s
N781	Activities of employment placement agencies	s	s	s	s
N782	Temporary employment agency activities	12	7,754	-	7,754
N801	Private security activities	22	-	-	-
N812	Cleaning activities	s	s	s	s
N822	Call centers and other related activities	22	17,911	-	-
	VII - Central Visayas	186	717,375	-	104,776
N772	Renting and leasing of personal and household goods	s	s	s	s
N773	Renting and leasing of other machinery, equipment and tangible goods, n.e.c.	5	685,139	-	100,286
N781	Activities of employment placement agencies	5	-	-	-
N782	Temporary employment agency activities	52	3,611	-	3,052
N791	Travel agency and tour operator activities	3	-	-	-
N799	Other reservation service and related activities	4	18	-	17
N801	Private security activities	24	-	-	-
N803	Investigation activities	s	s	s	s
N811	Combined facilities support activities	s	s	s	s
N812	Cleaning activities	6	6	-	-
N813	Landscape care and maintenance service activities	s	s	s	s
N822	Call centers and other related activities	79	13,600	-	1,420
N829	Business support service activities, n.e.c.	3	-	-	-
	VIII - Eastern Visayas	11	44,945	-	-
N773	Renting and leasing of other machinery, equipment and tangible goods, n.e.c.	s	s	s	s
N781	Activities of employment placement agencies	s	s	s	s
N782	Temporary employment agency activities	6	-	-	-
N801	Private security activities	2	-	-	-

Continued

Table 4a.3 --Continued

2009 PSIC Code	Region/Industry Description	Number of Establishments	Income from Non-Industrial Services Done for Others		
			Total	Rent income from land	Rental income from buildings, warehouses and other structures
		(1)	(2)	(3)	(4)
	IX - Zamboanga Peninsula	24	-	-	-
N781	Activities of employment placement agencies	s	s	s	s
N782	Temporary employment agency activities	s	s	s	s
N791	Travel agency and tour operator activities	s	s	s	s
N801	Private security activities	15	-	-	-
	X - Northern Mindanao	51	56,407	-	26
N773	Renting and leasing of other machinery, equipment and tangible goods, n.e.c.	s	s	s	s
N781	Activities of employment placement agencies	12	-	-	-
N782	Temporary employment agency activities	17	2,330	-	-
N799	Other reservation service and related activities	s	s	s	s
N801	Private security activities	11	-	-	-
N812	Cleaning activities	4	5,816	-	-
N822	Call centers and other related activities	3	26	-	26
N829	Business support service activities, n.e.c.	s	s	s	s
	XI - Davao	80	103,221	-	154
N773	Renting and leasing of other machinery, equipment and tangible goods, n.e.c.	s	s	s	s
N781	Activities of employment placement agencies	7	-	-	-
N782	Temporary employment agency activities	18	128	-	128
N799	Other reservation service and related activities	s	s	s	s
N801	Private security activities	27	-	-	-
N812	Cleaning activities	4	-	-	-
N822	Call centers and other related activities	18	21,513	-	26
N829	Business support service activities, n.e.c.	3	-	-	-
	XII - SOCCSKSARGEN	22	12,512	-	3,869
N781	Activities of employment placement agencies	s	s	s	s
N782	Temporary employment agency activities	11	11,690	-	3,869
N801	Private security activities	7	-	-	-
N802	Security systems service activities	s	s	s	s
N822	Call centers and other related activities	s	s	s	s
	XIII - Caraga	7	-	-	-
N801	Private security activities	} 7	-	-	-
	ARMM	}			
N812	Cleaning activities				

Continued

Table 4a.3 --Continued

2009 PSIC Code	Region/Industry Description	Income from Non-Industrial Services Done for Others			
		Rental income from machinery and transport equipment	Rental income from office equipment	Other rental income	Other non- industrial services
		(5)	(6)	(7)	(8)
	Philippines	5,769,276	17,401	1,219,673	413,648
N771	Renting and leasing of motor vehicles	s	s	s	s
N772	Renting and leasing of personal and household goods	3,683	15,000	251,335	-
N773	Renting and leasing of other machinery, equipment and tangible goods, n.e.c.	4,756,174	-	926,746	101,188
N781	Activities of employment placement agencies	823	-	-	8,962
N782	Temporary employment agency activities	8,361	2,361	-	57,762
N783	Other human resources provision	s	s	s	s
N791	Travel agency and tour operator activities	-	-	-	-
N799	Other reservation service and related activities	-	-	1	-
N801	Private security activities	-	-	148	-
N802	Security systems service activities	-	-	-	-
N803	Investigation activities	-	-	-	-
N811	Combined facilities support activities	-	-	-	-
N812	Cleaning activities	5,816	-	-	6
N813	Landscape care and maintenance service activities	2,596	-	-	-
N821	Office administrative and support activities	-	-	-	-
N822	Call centers and other related activities	36	-	41,443	180,394
N823	Organization of conventions and trade shows	-	-	-	-
N829	Business support service activities, n.e.c.	-	41	-	6,465
	NCR	3,807,956	41	992,587	251,183
N771	Renting and leasing of motor vehicles	s	s	s	s
N772	Renting and leasing of personal and household goods	3,683	-	251,335	-
N773	Renting and leasing of other machinery, equipment and tangible goods, n.e.c.	2,812,451	-	717,400	-
N781	Activities of employment placement agencies	-	-	-	8,962
N782	Temporary employment agency activities	-	-	-	55,544
N783	Other human resources provision	s	s	s	s
N791	Travel agency and tour operator activities	-	-	-	-
N799	Other reservation service and related activities	-	-	-	-
N801	Private security activities	-	-	148	-
N802	Security systems service activities	-	-	-	-
N803	Investigation activities	s	s	s	s
N811	Combined facilities support activities	-	-	-	-
N812	Cleaning activities	-	-	-	-
N813	Landscape care and maintenance service activities	s	s	s	s
N821	Office administrative and support activities	-	-	-	-
N822	Call centers and other related activities	36	-	23,704	121,341
N823	Organization of conventions and trade shows	-	-	-	-
N829	Business support service activities, n.e.c.	-	41	-	6,465

Continued

Table 4a.3 --Continued

2009 PSIC Code	Region/Industry Description	Income from Non-Industrial Services Done for Others			
		Rental income from machinery and transport equipment	Rental income from office equipment	Other rental income	Other non- industrial services
		(5)	(6)	(7)	(8)
	CAR	-	-	-	-
N772	Renting and leasing of personal and household goods	\$	\$	\$	\$
N782	Temporary employment agency activities	\$	\$	\$	\$
N799	Other reservation service and related activities	\$	\$	\$	\$
N801	Private security activities	\$	\$	\$	\$
N812	Cleaning activities	\$	\$	\$	\$
N822	Call centers and other related activities	-	-	-	-
	I - Ilocos	-	-	-	-
N781	Activities of employment placement agencies	\$	\$	\$	\$
N782	Temporary employment agency activities	-	-	-	-
N801	Private security activities	-	-	-	-
N812	Cleaning activities	\$	\$	\$	\$
N822	Call centers and other related activities	\$	\$	\$	\$
	II - Cagayan Valley	-	-	-	-
N782	Temporary employment agency activities	\$	\$	\$	\$
N801	Private security activities	\$	\$	\$	\$
	III - Central Luzon	2,596	-	1,447	-
N781	Activities of employment placement agencies	-	-	-	-
N782	Temporary employment agency activities	-	-	-	-
N791	Travel agency and tour operator activities	\$	\$	\$	\$
N801	Private security activities	-	-	-	-
N812	Cleaning activities	-	-	-	-
N813	Landscape care and maintenance service activities	\$	\$	\$	\$
N821	Office administrative and support activities	\$	\$	\$	\$
N822	Call centers and other related activities	-	-	1,447	-
	IVA - CALABARZON	1,392,804	-	12,711	114,209
N773	Renting and leasing of other machinery, equipment and tangible goods, n.e.c.	1,392,804	-	-	100,939
N781	Activities of employment placement agencies	-	-	-	-
N782	Temporary employment agency activities	-	-	-	2,213
N801	Private security activities	-	-	-	-
N812	Cleaning activities	-	-	-	-
N813	Landscape care and maintenance service activities	\$	\$	\$	\$
N822	Call centers and other related activities	-	-	12,711	11,057
N829	Business support service activities, n.e.c.	-	-	-	-
	IVB - MIMAROPA	-	17	-	-
N782	Temporary employment agency activities	\$	\$	\$	\$

Continued

Table 4a.3 --Continued

2009 PSIC Code	Region/Industry Description	Income from Non-Industrial Services Done for Others			
		Rental income from machinery and transport equipment	Rental income from office equipment	Other rental income	Other non- industrial services
		(5)	(6)	(7)	(8)
N791	Travel agency and tour operator activities	\$	\$	\$	\$
N799	Other reservation service and related activities	\$	\$	\$	\$
N812	Cleaning activities	\$	\$	\$	\$
	V - Bicol	-	-	-	-
N781	Activities of employment placement agencies	}			
N782	Temporary employment agency activities	}	-	-	-
N801	Private security activities	-	-	-	-
N822	Call centers and other related activities	-	-	-	-
	VI - Western Visayas	900	-	3,581	14,330
N773	Renting and leasing of other machinery, equipment and tangible goods, n.e.c.	\$	\$	\$	\$
N781	Activities of employment placement agencies	\$	\$	\$	\$
N782	Temporary employment agency activities	-	-	-	-
N801	Private security activities	-	-	-	-
N812	Cleaning activities	\$	\$	\$	\$
N822	Call centers and other related activities	-	-	3,581	14,330
	VII - Central Visayas	390,753	15,014	194,641	12,192
N772	Renting and leasing of personal and household goods	\$	\$	\$	\$
N773	Renting and leasing of other machinery, equipment and tangible goods, n.e.c.	390,213	-	194,640	-
N781	Activities of employment placement agencies	-	-	-	-
N782	Temporary employment agency activities	540	14	-	5
N791	Travel agency and tour operator activities	-	-	-	-
N799	Other reservation service and related activities	-	-	-	-
N801	Private security activities	-	-	-	-
N803	Investigation activities	\$	\$	\$	\$
N811	Combined facilities support activities	\$	\$	\$	\$
N812	Cleaning activities	-	-	-	6
N813	Landscape care and maintenance service activities	\$	\$	\$	\$
N822	Call centers and other related activities	-	-	-	12,180
N829	Business support service activities, n.e.c.	-	-	-	-
	VIII - Eastern Visayas	44,945	-	-	-
N773	Renting and leasing of other machinery, equipment and tangible goods, n.e.c.	\$	\$	\$	\$
N781	Activities of employment placement agencies	\$	\$	\$	\$
N782	Temporary employment agency activities	-	-	-	-
N801	Private security activities	-	-	-	-
	IX - Zamboanga Peninsula	-	-	-	-
N781	Activities of employment placement agencies	\$	\$	\$	\$
N782	Temporary employment agency activities	\$	\$	\$	\$

Continued

Table 4a.3 --Concluded

2009 PSIC Code	Region/Industry Description	Income from Non-Industrial Services Done for Others			
		Rental income from machinery and transport equipment	Rental income from office equipment	Other rental income	Other non- industrial services
		(5)	(6)	(7)	(8)
N791	Travel agency and tour operator activities	s	s	s	s
N801	Private security activities	-	-	-	-
	X - Northern Mindanao	39,096	2,330	14,706	249
N773	Renting and leasing of other machinery, equipment and tangible goods, n.e.c.	s	s	s	s
N781	Activities of employment placement agencies	-	-	-	-
N782	Temporary employment agency activities	-	2,330	-	-
N799	Other reservation service and related activities	s	s	s	s
N801	Private security activities	-	-	-	-
N812	Cleaning activities	5,816	-	-	-
N822	Call centers and other related activities	-	-	-	-
N829	Business support service activities, n.e.c.	s	s	s	s
	XI - Davao	81,580	-	-	21,486
N773	Renting and leasing of other machinery, equipment and tangible goods, n.e.c.	s	s	s	s
N781	Activities of employment placement agencies	-	-	-	-
N782	Temporary employment agency activities	-	-	-	-
N799	Other reservation service and related activities	s	s	s	s
N801	Private security activities	-	-	-	-
N812	Cleaning activities	-	-	-	-
N822	Call centers and other related activities	-	-	-	21,486
N829	Business support service activities, n.e.c.	-	-	-	-
	XII - SOCCSKSARGEN	8,644	-	-	-
N781	Activities of employment placement agencies	s	s	s	s
N782	Temporary employment agency activities	7,821	-	-	-
N801	Private security activities	-	-	-	-
N802	Security systems service activities	s	s	s	s
N822	Call centers and other related activities	s	s	s	s
	XIII - Caraga	-	-	-	-
N801	Private security activities	}	-	-	-
	ARMM	}			
N812	Cleaning activities				

TABLE 4a.4 Number of Establishments and Other Income by Type for Administrative and Support Service Activities Establishments with Total Employment of 20 and Over by Region and Industry Sub-Class: Philippines, 2017

(Values are in thousand pesos, except for number of establishments.)

Details may not add-up to total due to rounding and/or statistical disclosure control.)

2009 PSIC Code	Region/Industry Description	Number of Establishments	Other income			
			Total	Foreign exchange gains	Gain from sale of investment and marketable securities	Others
		(1)	(2)	(3)	(4)	(5)
Philippines		1,872	9,335,531	6,596,031	339,053	2,400,447
N771	Renting and leasing of motor vehicles	s	s	s	s	s
N772	Renting and leasing of personal and household goods	10	13	-	-	13
N773	Renting and leasing of other machinery, equipment and tangible goods, n.e.c.	40	131,558	-	2,529	129,029
N781	Activities of employment placement agencies	276	536,172	192,312	935	342,925
N782	Temporary employment agency activities	308	155,390	62,474	13,654	79,263
N783	Other human resources provision	s	s	s	s	s
N791	Travel agency and tour operator activities	75	29,366	20,322	1,243	7,801
N799	Other reservation service and related activities	25	9,028	3,446	-	5,582
N801	Private security activities	380	39,188	744	6,621	31,823
N802	Security systems service activities	10	-	-	-	-
N803	Investigation activities	3	2	-	-	2
N811	Combined facilities support activities	5	-	-	-	-
N812	Cleaning activities	79	2,374	-	-	2,374
N813	Landscape care and maintenance service activities	5	919	-	-	919
N821	Office administrative and support activities	9	9,597	8,094	-	1,503
N822	Call centers and other related activities	580	8,323,359	6,305,496	314,071	1,703,792
N823	Organization of conventions and trade shows	10	9,761	786	-	8,976
N829	Business support service activities, n.e.c.	54	73,016	2,102	-	70,914
NCR		1,174	6,841,780	4,341,668	268,906	2,231,206
N771	Renting and leasing of motor vehicles	s	s	s	s	s
N772	Renting and leasing of personal and household goods	8	-	-	-	-
N773	Renting and leasing of other machinery, equipment and tangible goods, n.e.c.	23	128,831	-	-	128,831
N781	Activities of employment placement agencies	215	531,014	192,312	841	337,861
N782	Temporary employment agency activities	122	107,033	55,057	11,992	39,984
N783	Other human resources provision	s	s	s	s	s
N791	Travel agency and tour operator activities	69	29,366	20,322	1,243	7,801
N799	Other reservation service and related activities	17	3,101	3,099	-	2
N801	Private security activities	191	25,266	295	207	24,765
N802	Security systems service activities	9	-	-	-	-
N803	Investigation activities	s	s	s	s	s
N811	Combined facilities support activities	3	-	-	-	-
N812	Cleaning activities	49	2,079	-	-	2,079
N813	Landscape care and maintenance service activities	s	s	s	s	s
N821	Office administrative and support activities	8	1,621	1,463	-	158
N822	Call centers and other related activities	403	5,915,186	4,066,096	254,624	1,594,466
N823	Organization of conventions and trade shows	10	9,761	786	-	8,976
N829	Business support service activities, n.e.c.	40	72,729	1,982	-	70,748

Continued

Table 4a.4 --Continued

2009 PSIC Code	Region/Industry Description	Number of Establishments	Other income			
			Total	Foreign exchange gains	Gain from sale of investment and marketable securities	Others
		(1)	(2)	(3)	(4)	(5)
	CAR	19	16,368	10,480	-	5,888
N772	Renting and leasing of personal and household goods	s	s	s	s	s
N782	Temporary employment agency activities	s	s	s	s	s
N799	Other reservation service and related activities	s	s	s	s	s
N801	Private security activities	s	s	s	s	s
N812	Cleaning activities	s	s	s	s	s
N822	Call centers and other related activities	10	10,494	10,480	-	13
	I - Ilocos	12	324	83	5	236
N781	Activities of employment placement agencies	s	s	s	s	s
N782	Temporary employment agency activities	3	-	-	-	-
N801	Private security activities	5	-	-	-	-
N812	Cleaning activities	s	s	s	s	s
N822	Call centers and other related activities	s	s	s	s	s
	II - Cagayan Valley	4	54	-	-	54
N782	Temporary employment agency activities	s	s	s	s	s
N801	Private security activities	s	s	s	s	s
	III - Central Luzon	68	814,449	793,662	5,378	15,410
N781	Activities of employment placement agencies	7	-	-	-	-
N782	Temporary employment agency activities	12	5,212	2,460	-	2,751
N791	Travel agency and tour operator activities	s	s	s	s	s
N801	Private security activities	23	5,473	-	5,365	107
N812	Cleaning activities	5	116	-	-	116
N813	Landscape care and maintenance service activities	s	s	s	s	s
N821	Office administrative and support activities	s	s	s	s	s
N822	Call centers and other related activities	18	795,674	784,571	12	11,090
	IVA - CALABARZON	129	290,228	194,833	40,562	54,832
N773	Renting and leasing of other machinery, equipment and tangible goods, n.e.c.	5	198	-	-	198
N781	Activities of employment placement agencies	12	19	-	-	19
N782	Temporary employment agency activities	42	15,101	4,252	1,511	9,337
N801	Private security activities	35	-	-	-	-
N812	Cleaning activities	6	-	-	-	-
N813	Landscape care and maintenance service activities	s	s	s	s	s
N822	Call centers and other related activities	21	273,852	190,459	39,051	44,341
N829	Business support service activities, n.e.c.	7	143	121	-	22
	IVB - MIMAROPA	5	80	-	-	80
N782	Temporary employment agency activities	s	s	s	s	s
N791	Travel agency and tour operator activities	s	s	s	s	s

Continued

Table 4a.4 --Continued

2009 PSIC Code	Region/Industry Description	Number of Establishments	Other income			
			Total	Foreign exchange gains	Gain from sale of investment and marketable securities	Others
		(1)	(2)	(3)	(4)	(5)
N799	Other reservation service and related activities	s	s	s	s	s
N812	Cleaning activities	s	s	s	s	s
	V - Bicol	11	477,043	476,915	18	111
N781	Activities of employment placement agencies }					
N782	Temporary employment agency activities }	3	111	-	-	111
N801	Private security activities	4	-	-	-	-
N822	Call centers and other related activities	4	476,933	476,915	18	-
	VI - Western Visayas	69	72,205	52,005	265	19,935
N773	Renting and leasing of other machinery, equipment and tangible goods, n.e.c.	s	s	s	s	s
N781	Activities of employment placement agencies	s	s	s	s	s
N782	Temporary employment agency activities	12	132	-	-	132
N801	Private security activities	22	-	-	-	-
N812	Cleaning activities	s	s	s	s	s
N822	Call centers and other related activities	22	71,698	52,005	265	19,429
	VII - Central Visayas	186	284,520	244,161	2,802	37,557
N772	Renting and leasing of personal and household goods	s	s	s	s	s
N773	Renting and leasing of other machinery, equipment and tangible goods, n.e.c.	5	2,529	-	2,529	-
N781	Activities of employment placement agencies	5	643	-	26	617
N782	Temporary employment agency activities	52	4,671	705	-	3,967
N791	Travel agency and tour operator activities	3	-	-	-	-
N799	Other reservation service and related activities	4	347	347	-	-
N801	Private security activities	24	-	-	-	-
N803	Investigation activities	s	s	s	s	s
N811	Combined facilities support activities	s	s	s	s	s
N812	Cleaning activities	6	180	-	-	180
N813	Landscape care and maintenance service activities	s	s	s	s	s
N822	Call centers and other related activities	79	276,150	243,110	247	32,793
N829	Business support service activities, n.e.c.	3	-	-	-	-
	VIII - Eastern Visayas	11	896	-	-	896
N773	Renting and leasing of other machinery, equipment and tangible goods, n.e.c.	s	s	s	s	s
N781	Activities of employment placement agencies	s	s	s	s	s
N782	Temporary employment agency activities	6	836	-	-	836
N801	Private security activities	2	-	-	-	-
	IX - Zamboanga Peninsula	24	55	-	-	55
N781	Activities of employment placement agencies	s	s	s	s	s
N782	Temporary employment agency activities	s	s	s	s	s
N791	Travel agency and tour operator activities	s	s	s	s	s
N801	Private security activities	15	-	-	-	-

Continued

Table 4a.4 --Concluded

2009 PSIC Code	Region/Industry Description	Number of Establishments	Other income			
			Total	Foreign exchange gains	Gain from sale of investment and marketable securities	Others
		(1)	(2)	(3)	(4)	(5)
X - Northern Mindanao		51	17	-	-	17
N773	Renting and leasing of other machinery, equipment and tangible goods, n.e.c.	s	s	s	s	s
N781	Activities of employment placement agencies	12	-	-	-	-
N782	Temporary employment agency activities	17	4	-	-	4
N799	Other reservation service and related activities	s	s	s	s	s
N801	Private security activities	11	-	-	-	-
N812	Cleaning activities	4	-	-	-	-
N822	Call centers and other related activities	3	13	-	-	13
N829	Business support service activities, n.e.c.	s	s	s	s	s
XI - Davao		80	513,905	482,225	21,117	10,563
N773	Renting and leasing of other machinery, equipment and tangible goods, n.e.c.	s	s	s	s	s
N781	Activities of employment placement agencies	7	1,420	-	63	1,357
N782	Temporary employment agency activities	18	614	-	151	463
N799	Other reservation service and related activities	s	s	s	s	s
N801	Private security activities	27	8,449	449	1,049	6,951
N812	Cleaning activities	4	-	-	-	-
N822	Call centers and other related activities	18	503,277	481,776	19,854	1,647
N829	Business support service activities, n.e.c.	3	144	-	-	144
XII - SOCCSKSARGEN		22	23,607	-	-	23,607
N781	Activities of employment placement agencies	s	s	s	s	s
N782	Temporary employment agency activities	11	21,263	-	-	21,263
N801	Private security activities	7	-	-	-	-
N802	Security systems service activities	s	s	s	s	s
N822	Call centers and other related activities	s	s	s	s	s
XIII - Caraga		7	-	-	-	-
N801	Private security activities	}	7	-	-	-
ARMM		}				
N812	Cleaning activities					

TABLE 5a Number of Establishments and Expense by Type for Administrative and Support Service Activities Establishments with Total Employment of 20 and Over by Region and Industry Sub-Class: Philippines, 2017

(Values are in thousand pesos, except for number of establishments.
Details may not add-up to total due to rounding and/or statistical disclosure control.)

2009 PSIC Code	Region/Industry Description	Number of Establishments	Expense				
			Total	Total compensation	Materials and supplies	Real estate sold	Fuels, lubricants, oils and greases
		(1)	(2)	(3)	(4)	(5)	(6)
	Philippines	1,872	464,655,057	282,739,246	10,302,945	-	2,089,409
N771	Renting and leasing of motor vehicles	s	s	s	s	s	s
N772	Renting and leasing of personal and household goods	10	271,091	61,753	86,016	-	8,191
N773	Renting and leasing of other machinery, equipment and tangible goods, n.e.c.	40	5,147,532	741,400	972,121	-	364,142
N781	Activities of employment placement agencies	276	13,353,386	7,949,035	262,815	-	190,717
N782	Temporary employment agency activities	308	49,078,533	37,620,186	1,729,559	-	392,468
N783	Other human resources provision	s	s	s	s	s	s
N791	Travel agency and tour operator activities	75	4,137,120	1,571,183	53,831	-	49,923
N799	Other reservation service and related activities	25	2,624,644	1,600,397	27,137	-	19,841
N801	Private security activities	380	13,215,094	10,814,291	376,616	-	289,325
N802	Security systems service activities	10	544,891	357,618	6,437	-	5,425
N803	Investigation activities	3	48,628	16,136	1,319	-	681
N811	Combined facilities support activities	5	1,106,291	432,157	124,770	-	7,921
N812	Cleaning activities	79	10,020,726	5,520,352	984,855	-	66,594
N813	Landscape care and maintenance service activities	5	140,339	75,665	35,702	-	8,042
N821	Office administrative and support activities	9	1,146,821	650,219	15,124	-	1,044
N822	Call centers and other related activities	580	354,835,879	213,496,263	3,983,376	-	548,891
N823	Organization of conventions and trade shows	10	1,550,834	199,535	167,219	-	19,779
N829	Business support service activities, n.e.c.	54	6,189,613	1,370,144	1,470,190	-	114,041
	NCR	1,174	349,383,066	206,505,712	7,817,726	-	1,509,479
	Renting and leasing of motor vehicles	s	s	s	s	s	s
N772	Renting and leasing of personal and household goods	8	246,530	50,267	81,864	-	6,004
N773	Renting and leasing of other machinery, equipment and tangible goods, n.e.c.	23	3,128,351	439,611	671,867	-	141,539
N781	Activities of employment placement agencies	215	8,688,619	3,959,920	147,304	-	117,810
N782	Temporary employment agency activities	122	27,086,092	19,225,668	1,130,618	-	253,679
N783	Other human resources provision	s	s	s	s	s	s
N791	Travel agency and tour operator activities	69	4,022,194	1,516,664	50,074	-	47,564
N799	Other reservation service and related activities	17	713,643	272,813	14,900	-	17,728
N801	Private security activities	191	6,936,060	5,329,624	174,499	-	209,569
N802	Security systems service activities	9	534,274	347,736	6,134	-	5,401
N803	Investigation activities	s	s	s	s	s	s
N811	Combined facilities support activities	3	1,043,301	391,521	124,690	-	7,857
N812	Cleaning activities	49	7,911,673	3,619,639	930,782	-	54,002
N813	Landscape care and maintenance service activities	s	s	s	s	s	s
N821	Office administrative and support activities	8	280,557	100,676	9,709	-	1,044
N822	Call centers and other related activities	403	280,530,582	169,684,577	2,920,161	-	517,440
N823	Organization of conventions and trade shows	10	1,550,834	199,535	167,219	-	19,779
N829	Business support service activities, n.e.c.	40	5,368,856	1,055,239	1,380,621	-	99,848

Continued

Table 5a --Continued

2009 PSIC Code	Region/Industry Description	Number of Establishments	Expense				
			Total	Total compensation	Materials and supplies	Real estate sold	Fuels, lubricants, oils and greases
	CAR	19	5,124,559	3,338,099	23,199	-	9,899
N772	Renting and leasing of personal and household goods	s	s	s	s	s	s
N782	Temporary employment agency activities	s	s	s	s	s	s
N799	Other reservation service and related activities	s	s	s	s	s	s
N801	Private security activities	s	s	s	s	s	s
N812	Cleaning activities	s	s	s	s	s	s
N822	Call centers and other related activities	10	3,340,031	2,078,893	12,170	-	8,844
	I - Ilocos	12	686,335	622,383	10,296	-	9,550
N781	Activities of employment placement agencies	s	s	s	s	s	s
N782	Temporary employment agency activities	3	148,251	143,970	352	-	4
N801	Private security activities	5	462,655	428,596	7,651	-	5,705
N812	Cleaning activities	s	s	s	s	s	s
N822	Call centers and other related activities	s	s	s	s	s	s
	II - Cagayan Valley	4	64,305	59,015	596	-	469
N782	Temporary employment agency activities	s	s	s	s	s	s
N801	Private security activities	s	s	s	s	s	s
	III - Central Luzon	68	14,458,682	8,479,318	132,014	-	30,970
N781	Activities of employment placement agencies	7	27,880	26,030	84	-	166
N782	Temporary employment agency activities	12	2,146,417	881,087	24,904	-	3,548
N791	Travel agency and tour operator activities	s	s	s	s	s	s
N801	Private security activities	23	462,293	385,502	14,985	-	18,062
N812	Cleaning activities	5	978,873	951,933	1,582	-	1,580
N813	Landscape care and maintenance service activities	s	s	s	s	s	s
N821	Office administrative and support activities	s	s	s	s	s	s
N822	Call centers and other related activities	18	9,913,014	5,662,880	51,507	-	7,249
	IVA - CALABARZON	129	21,644,636	16,278,699	710,107	-	244,791
N773	Renting and leasing of other machinery, equipment and tangible goods, n.e.c.	5	1,282,171	197,979	131,630	-	143,400
N781	Activities of employment placement agencies	12	3,179,296	3,011,879	26,951	-	4,397
N782	Temporary employment agency activities	42	6,456,542	5,745,254	217,793	-	62,235
N801	Private security activities	35	1,652,167	1,419,310	64,825	-	17,149
N812	Cleaning activities	6	169,325	100,578	14,817	-	2,032
N813	Landscape care and maintenance service activities	s	s	s	s	s	s
N822	Call centers and other related activities	21	8,144,932	5,523,944	166,297	-	4,073
N829	Business support service activities, n.e.c.	7	752,172	273,356	87,606	-	11,050
	IVB - MIMAROPA	5	118,211	104,451	4,341	-	969
N782	Temporary employment agency activities	s	s	s	s	s	s
N791	Travel agency and tour operator activities	s	s	s	s	s	s

Continued

Table 5a --Continued

2009 PSIC Code	Region/Industry Description	Number of Establishments	Expense				
			Total	Total compensation	Materials and supplies	Real estate sold	Fuels, lubricants, oils and greases
		(1)	(2)	(3)	(4)	(5)	(6)
N799	Other reservation service and related activities	s	s	s	s	s	s
N812	Cleaning activities	s	s	s	s	s	s
	V - Bicol	11	2,368,512	976,790	15,710	-	4,549
N781	Activities of employment placement agencies }						
N782	Temporary employment agency activities }	3	246,264	187,990	1,691	-	582
N801	Private security activities	4	91,415	78,377	5,120	-	2,434
N822	Call centers and other related activities	4	2,030,833	710,424	8,898	-	1,534
	VI - Western Visayas	69	11,865,397	7,589,925	391,485	-	22,020
N773	Renting and leasing of other machinery, equipment and tangible goods, n.e.c.	s	s	s	s	s	s
N781	Activities of employment placement agencies	s	s	s	s	s	s
N782	Temporary employment agency activities	12	1,021,853	535,293	137,866	-	7,664
N801	Private security activities	22	448,415	402,764	2,952	-	4,297
N812	Cleaning activities	s	s	s	s	s	s
N822	Call centers and other related activities	22	9,991,229	6,334,591	206,459	-	3,217
	VII - Central Visayas	186	40,637,586	24,499,982	835,913	-	95,132
N772	Renting and leasing of personal and household goods	s	s	s	s	s	s
N773	Renting and leasing of other machinery, equipment and tangible goods, n.e.c.	5	597,859	67,634	109,828	-	62,596
N781	Activities of employment placement agencies	5	145,033	82,820	6,854	-	2,185
N782	Temporary employment agency activities	52	3,764,314	3,436,258	110,960	-	12,402
N791	Travel agency and tour operator activities	3	66,151	24,708	2,082	-	1,979
N799	Other reservation service and related activities	4	221,577	175,877	1,698	-	735
N801	Private security activities	24	799,290	740,484	7,596	-	4,340
N803	Investigation activities	s	s	s	s	s	s
N811	Combined facilities support activities	s	s	s	s	s	s
N812	Cleaning activities	6	363,448	318,368	11,805	-	2,849
N813	Landscape care and maintenance service activities	s	s	s	s	s	s
N822	Call centers and other related activities	79	34,537,763	19,568,232	578,935	-	5,108
N829	Business support service activities, n.e.c.	3	31,681	14,699	1,430	-	1,201
	VIII - Eastern Visayas	11	441,867	315,084	27,411	-	12,124
N773	Renting and leasing of other machinery, equipment and tangible goods, n.e.c.	s	s	s	s	s	s
N781	Activities of employment placement agencies	s	s	s	s	s	s
N782	Temporary employment agency activities	6	332,512	259,148	10,933	-	7,779
N801	Private security activities	2	55,347	48,055	29	-	84
	IX - Zamboanga Peninsula	24	992,473	844,729	16,449	-	7,762
N781	Activities of employment placement agencies	s	s	s	s	s	s
N782	Temporary employment agency activities	s	s	s	s	s	s

Continued

Table 5a --Continued

2009 PSIC Code	Region/Industry Description	Number of Establishments	Expense					
			Total	Total compensation	Materials and supplies	Real estate sold	Fuels, lubricants, oils and greases	
		(1)	(2)	(3)	(4)	(5)	(6)	
N791	Travel agency and tour operator activities	s	s	s	s	s	s	
N801	Private security activities	15	185,032	140,289	11,820	-	6,335	
	X - Northern Mindanao	51	2,490,115	2,109,307	38,544	-	23,814	
N773	Renting and leasing of other machinery, equipment and tangible goods, n.e.c.	s	s	s	s	s	s	
N781	Activities of employment placement agencies	12	122,265	58,561	8,395	-	802	
N782	Temporary employment agency activities	17	949,697	896,390	7,964	-	7,777	
N799	Other reservation service and related activities	s	s	s	s	s	s	
N801	Private security activities	11	475,139	447,650	2,354	-	5,761	
N812	Cleaning activities	4	215,221	195,414	8,701	-	696	
N822	Call centers and other related activities	3	663,315	477,021	3,128	-	432	
N829	Business support service activities, n.e.c.	s	s	s	s	s	s	
	XI - Davao	80	8,362,324	5,516,687	248,046	-	92,252	
N773	Renting and leasing of other machinery, equipment and tangible goods, n.e.c.	s	s	s	s	s	s	
N781	Activities of employment placement agencies	7	229,221	88,652	21,781	-	57,080	
N782	Temporary employment agency activities	18	860,372	714,134	55,703	-	13,241	
N799	Other reservation service and related activities	s	s	s	s	s	s	
N801	Private security activities	27	1,262,469	1,040,142	82,331	-	12,418	
N812	Cleaning activities	4	273,268	237,239	16,594	-	1,514	
N822	Call centers and other related activities	18	5,601,348	3,384,012	35,394	-	880	
N829	Business support service activities, n.e.c.	3	20,611	13,536	416	-	1,161	
	XII - SOCCSKSARGEN	22	5,847,739	5,342,276	30,167	-	24,466	
N781	Activities of employment placement agencies	s	s	s	s	s	s	
N782	Temporary employment agency activities	11	5,343,324	4,879,528	25,532	-	22,097	
N801	Private security activities	7	147,600	138,226	789	-	1,584	
N802	Security systems service activities	s	s	s	s	s	s	
N822	Call centers and other related activities	s	s	s	s	s	s	
	XIII - Caraga	7	169,251	156,790	943	-	1,162	
N801	Private security activities	}	7	169,251	156,790	943	-	1,162
	ARMM	}						
N812	Cleaning activities							

Continued

Table 5a --Continued

2009 PSIC Code	Region/Industry Description	Expense				
		Electricity	Water	Industrial service done by others	Non- industrial service done by others	Cost of goods sold
		(7)	(8)	(9)	(10)	(11)
	Philippines	7,443,454	1,671,726	22,256,393	102,379,634	4,710,823
N771	Renting and leasing of motor vehicles	s	s	s	s	s
N772	Renting and leasing of personal and household goods	10,050	4,454	17,626	45,882	2,279
N773	Renting and leasing of other machinery, equipment and tangible goods, n.e.c.	27,127	386,162	359,797	1,340,653	355,753
N781	Activities of employment placement agencies	148,453	44,161	798,973	2,697,707	64,457
N782	Temporary employment agency activities	249,509	56,734	3,263,244	4,041,472	391,973
N783	Other human resources provision	s	s	s	s	s
N791	Travel agency and tour operator activities	94,429	18,293	832,205	991,847	-
N799	Other reservation service and related activities	42,175	9,159	135,782	575,696	9,989
N801	Private security activities	112,463	23,467	240,512	844,678	6,837
N802	Security systems service activities	2,221	809	1,635	21,380	140,886
N803	Investigation activities	1,641	598	436	7,000	18,256
N811	Combined facilities support activities	3,613	2,002	418,794	59,569	20,069
N812	Cleaning activities	96,681	12,758	89,390	466,226	2,455,242
N813	Landscape care and maintenance service activities	1,067	581	1,803	4,426	-
N821	Office administrative and support activities	13,423	3,795	24,583	286,628	25,131
N822	Call centers and other related activities	6,415,497	1,088,546	13,821,539	88,810,270	1,219,953
N823	Organization of conventions and trade shows	7,605	1,217	756,097	223,734	-
N829	Business support service activities, n.e.c.	213,140	18,023	1,435,803	1,080,776	-
	NCR	5,719,060	1,380,173	18,828,920	81,762,665	4,165,357
N771	Renting and leasing of motor vehicles	s	s	s	s	s
N772	Renting and leasing of personal and household goods	9,576	1,978	17,101	44,872	2,279
N773	Renting and leasing of other machinery, equipment and tangible goods, n.e.c.	13,363	382,854	203,581	520,708	293,614
N781	Activities of employment placement agencies	133,487	39,087	749,926	2,422,726	-
N782	Temporary employment agency activities	186,772	37,889	2,068,213	3,282,344	9
N783	Other human resources provision	s	s	s	s	s
N791	Travel agency and tour operator activities	88,395	16,428	824,018	962,315	-
N799	Other reservation service and related activities	13,673	2,268	59,712	198,145	9,989
N801	Private security activities	76,107	15,178	160,580	609,234	-
N802	Security systems service activities	2,216	806	1,329	21,345	140,886
N803	Investigation activities	s	s	s	s	s
N811	Combined facilities support activities	3,553	1,985	418,794	59,317	-
N812	Cleaning activities	89,872	11,438	84,195	373,080	2,455,242
N813	Landscape care and maintenance service activities	s	s	s	s	s
N821	Office administrative and support activities	5,695	483	8,415	123,538	25,131
N822	Call centers and other related activities	4,907,419	855,327	12,114,775	71,065,672	1,219,953
N823	Organization of conventions and trade shows	7,605	1,217	756,097	223,734	-
N829	Business support service activities, n.e.c.	175,565	11,710	1,302,352	968,964	-

Continued

Table 5a --Continued

2009 PSIC Code	Region/Industry Description	Expense				
		Electricity	Water	Industrial service done by others	Non- industrial service done by others	Cost of goods sold
		(7)	(8)	(9)	(10)	(11)
	CAR	106,456	33,055	213,497	982,844	-
N772	Renting and leasing of personal and household goods	s	s	s	s	s
N782	Temporary employment agency activities	s	s	s	s	s
N799	Other reservation service and related activities	s	s	s	s	s
N801	Private security activities	s	s	s	s	s
N812	Cleaning activities	s	s	s	s	s
N822	Call centers and other related activities	81,080	24,325	137,649	658,065	-
	I - Ilocos	4,663	1,983	7,573	11,298	-
N781	Activities of employment placement agencies	s	s	s	s	s
N782	Temporary employment agency activities	264	117	8	1,193	-
N801	Private security activities	2,818	1,690	3,502	5,402	-
N812	Cleaning activities	s	s	s	s	s
N822	Call centers and other related activities	s	s	s	s	s
	II - Cagayan Valley	220	49	597	1,961	539
N782	Temporary employment agency activities	s	s	s	s	s
N801	Private security activities	s	s	s	s	s
	III - Central Luzon	156,070	21,787	1,230,166	2,082,820	-
N781	Activities of employment placement agencies	185	72	125	780	-
N782	Temporary employment agency activities	10,912	6,309	1,067,182	117,417	-
N791	Travel agency and tour operator activities	s	s	s	s	s
N801	Private security activities	2,179	503	3,145	23,706	-
N812	Cleaning activities	1,684	197	442	7,986	-
N813	Landscape care and maintenance service activities	s	s	s	s	s
N821	Office administrative and support activities	s	s	s	s	s
N822	Call centers and other related activities	132,824	11,312	142,906	1,765,486	-
	IVA - CALABARZON	294,846	43,964	463,280	2,517,769	82,514
N773	Renting and leasing of other machinery, equipment and tangible goods, n.e.c.	4,129	1,378	107,747	590,285	62,139
N781	Activities of employment placement agencies	4,202	1,382	34,134	51,937	17,799
N782	Temporary employment agency activities	21,899	4,169	31,570	196,155	2,577
N801	Private security activities	10,501	2,089	14,239	93,199	-
N812	Cleaning activities	1,231	338	1,952	44,633	-
N813	Landscape care and maintenance service activities	s	s	s	s	s
N822	Call centers and other related activities	216,318	28,311	143,817	1,439,363	-
N829	Business support service activities, n.e.c.	36,552	6,126	129,650	101,859	-
	IVB - MIMAROPA	662	205	572	2,562	-
N782	Temporary employment agency activities	s	s	s	s	s

Continued

Table 5a --Continued

2009 PSIC Code	Region/Industry Description	Expense				
		Electricity	Water	Industrial service done by others	Non- industrial service done by others	Cost of goods sold
		(7)	(8)	(9)	(10)	(11)
N791	Travel agency and tour operator activities	s	s	s	s	s
N799	Other reservation service and related activities	s	s	s	s	s
N812	Cleaning activities	s	s	s	s	s
	V - Bicol	16,798	2,768	23,030	396,044	-
N781	Activities of employment placement agencies }					
N782	Temporary employment agency activities }	730	300	2,758	45,649	-
N801	Private security activities	1,128	150	135	2,217	-
N822	Call centers and other related activities	14,940	2,318	20,137	348,177	-
	VI - Western Visayas	270,803	43,646	277,982	2,396,254	185,964
N773	Renting and leasing of other machinery, equipment and tangible goods, n.e.c.	s	s	s	s	s
N781	Activities of employment placement agencies	s	s	s	s	s
N782	Temporary employment agency activities	7,848	3,677	7,240	103,408	185,964
N801	Private security activities	3,629	435	2,875	14,660	-
N812	Cleaning activities	s	s	s	s	s
N822	Call centers and other related activities	258,165	39,278	265,105	2,253,289	-
	VII - Central Visayas	701,986	106,871	1,003,317	11,002,650	26,014
N772	Renting and leasing of personal and household goods	s	s	s	s	s
N773	Renting and leasing of other machinery, equipment and tangible goods, n.e.c.	3,137	1,301	47,591	215,390	-
N781	Activities of employment placement agencies	1,168	810	1,769	43,168	-
N782	Temporary employment agency activities	9,639	2,207	47,517	79,812	5,945
N791	Travel agency and tour operator activities	2,902	1,120	7,873	22,447	-
N799	Other reservation service and related activities	2,240	360	1,547	36,421	-
N801	Private security activities	2,986	543	4,014	21,717	-
N803	Investigation activities	s	s	s	s	s
N811	Combined facilities support activities	s	s	s	s	s
N812	Cleaning activities	1,217	299	1,247	20,194	-
N813	Landscape care and maintenance service activities	s	s	s	s	s
N822	Call centers and other related activities	676,426	99,628	889,139	10,551,567	-
N829	Business support service activities, n.e.c.	738	109	1,909	6,072	-
	VIII - Eastern Visayas	943	181	3,565	29,909	41,058
N773	Renting and leasing of other machinery, equipment and tangible goods, n.e.c.	s	s	s	s	s
N781	Activities of employment placement agencies	s	s	s	s	s
N782	Temporary employment agency activities	413	91	3,486	5,932	34,760
N801	Private security activities	183	14	39	211	6,298
	IX - Zamboanga Peninsula	6,131	1,608	6,081	35,972	51,070
N781	Activities of employment placement agencies	s	s	s	s	s
N782	Temporary employment agency activities	s	s	s	s	s

Continued

Table 5a --Continued

2009 PSIC Code	Region/Industry Description	Expense				
		Electricity	Water	Industrial service done by others	Non- industrial service done by others	Cost of goods sold
		(7)	(8)	(9)	(10)	(11)
N791	Travel agency and tour operator activities	s	s	s	s	s
N801	Private security activities	2,517	467	4,991	7,712	-
	X - Northern Mindanao	22,041	7,197	30,409	161,858	1,052
N773	Renting and leasing of other machinery, equipment and tangible goods, n.e.c.	s	s	s	s	s
N781	Activities of employment placement agencies	1,792	569	824	44,269	-
N782	Temporary employment agency activities	1,306	399	16,230	8,086	1,052
N799	Other reservation service and related activities	s	s	s	s	s
N801	Private security activities	1,011	558	4,087	8,354	-
N812	Cleaning activities	626	112	317	6,786	-
N822	Call centers and other related activities	15,764	5,118	7,387	86,542	-
N829	Business support service activities, n.e.c.	s	s	s	s	s
	XI - Davao	133,086	26,731	147,706	804,056	1,554
N773	Renting and leasing of other machinery, equipment and tangible goods, n.e.c.	s	s	s	s	s
N781	Activities of employment placement agencies	4,899	1,372	2,123	34,150	-
N782	Temporary employment agency activities	1,412	428	4,567	46,899	1,554
N799	Other reservation service and related activities	s	s	s	s	s
N801	Private security activities	7,700	1,377	38,157	47,218	-
N812	Cleaning activities	965	231	1,125	12,180	-
N822	Call centers and other related activities	111,853	22,842	100,455	635,734	-
N829	Business support service activities, n.e.c.	188	38	1,137	3,590	-
	XII - SOCCSKSARGEN	9,348	1,409	17,205	185,719	155,701
N781	Activities of employment placement agencies	s	s	s	s	s
N782	Temporary employment agency activities	7,596	1,089	15,993	169,802	147,468
N801	Private security activities	1,067	267	494	2,464	-
N802	Security systems service activities	s	s	s	s	s
N822	Call centers and other related activities	s	s	s	s	s
	XIII - Caraga	340	101	2,495	5,254	-
N801	Private security activities	}	340	101	2,495	5,254
	ARMM	}				
N812	Cleaning activities					

Continued

Table 5a --Continued

2009 PSIC Code	Region/Industry Description	Expense				
		Interest expense	Taxes on products and other taxes on production	Research and development	Environmental protection expense	Royalty fee
		(12)	(13)	(14)	(15)	(16)
	Philippines	1,371,315	2,172,818	150,780	56,249	790,583
N771	Renting and leasing of motor vehicles	s	s	s	s	s
N772	Renting and leasing of personal and household goods	1,747	1,633	-	-	-
N773	Renting and leasing of other machinery, equipment and tangible goods, n.e.c.	44,053	74,525	-	154	-
N781	Activities of employment placement agencies	71,321	166,188	662	5	40,494
N782	Temporary employment agency activities	256,256	269,607	581	983	-
N783	Other human resources provision	s	s	s	s	s
N791	Travel agency and tour operator activities	16,804	128,245	-	54,281	182,434
N799	Other reservation service and related activities	1,122	29,104	181	309	-
N801	Private security activities	60,797	124,316	1,786	-	8,058
N802	Security systems service activities	-	3,594	47	-	-
N803	Investigation activities	106	665	-	-	-
N811	Combined facilities support activities	-	10,500	-	-	-
N812	Cleaning activities	39,929	73,459	547	20	71,638
N813	Landscape care and maintenance service activities	398	3,668	-	-	-
N821	Office administrative and support activities	285	20,259	-	-	-
N822	Call centers and other related activities	862,318	1,131,429	141,966	20	483,459
N823	Organization of conventions and trade shows	2,999	11,020	-	-	-
N829	Business support service activities, n.e.c.	12,622	121,812	5,009	477	4,500
	NCR	1,051,868	1,686,389	104,280	54,293	719,377
N771	Renting and leasing of motor vehicles	s	s	s	s	s
N772	Renting and leasing of personal and household goods	1,697	1,473	-	-	-
N773	Renting and leasing of other machinery, equipment and tangible goods, n.e.c.	7,925	60,938	-	-	-
N781	Activities of employment placement agencies	58,373	150,197	587	-	39,594
N782	Temporary employment agency activities	180,221	186,507	507	-	-
N783	Other human resources provision	s	s	s	s	s
N791	Travel agency and tour operator activities	16,219	127,129	-	54,281	182,434
N799	Other reservation service and related activities	1,122	27,255	-	-	-
N801	Private security activities	55,528	78,087	1,138	-	8,058
N802	Security systems service activities	-	3,571	47	-	-
N803	Investigation activities	s	s	s	s	s
N811	Combined facilities support activities	-	8,763	-	-	-
N812	Cleaning activities	34,176	60,245	547	10	71,638
N813	Landscape care and maintenance service activities	s	s	s	s	s
N821	Office administrative and support activities	285	1,761	-	-	-
N822	Call centers and other related activities	688,452	881,729	97,516	2	413,153
N823	Organization of conventions and trade shows	2,999	11,020	-	-	-
N829	Business support service activities, n.e.c.	3,809	81,124	3,937	-	4,500

Continued

Table 5a --Continued

2009 PSIC Code	Region/Industry Description	Expense				
		Interest expense	Taxes on products and other taxes on production	Research and development	Environmental protection expense	Royalty fee
		(12)	(13)	(14)	(15)	(16)
	CAR	10,248	5,395	-	-	5,704
N772	Renting and leasing of personal and household goods	s	s	s	s	s
N782	Temporary employment agency activities	s	s	s	s	s
N799	Other reservation service and related activities	s	s	s	s	s
N801	Private security activities	s	s	s	s	s
N812	Cleaning activities	s	s	s	s	s
N822	Call centers and other related activities	10,248	3,668	-	-	5,704
	I - Ilocos	3,970	4,848	-	-	-
N781	Activities of employment placement agencies	s	s	s	s	s
N782	Temporary employment agency activities	-	1,797	-	-	-
N801	Private security activities	220	1,575	-	-	-
N812	Cleaning activities	s	s	s	s	s
N822	Call centers and other related activities	s	s	s	s	s
	II - Cagayan Valley	-	271	-	-	-
N782	Temporary employment agency activities	s	s	s	s	s
N801	Private security activities	s	s	s	s	s
	III - Central Luzon	15,422	59,498	8,289	108	-
N781	Activities of employment placement agencies	-	201	-	-	-
N782	Temporary employment agency activities	2,056	24,134	-	93	-
N791	Travel agency and tour operator activities	s	s	s	s	s
N801	Private security activities	77	2,137	-	-	-
N812	Cleaning activities	2,320	6,388	-	-	-
N813	Landscape care and maintenance service activities	s	s	s	s	s
N821	Office administrative and support activities	s	s	s	s	s
N822	Call centers and other related activities	10,968	7,811	8,289	15	-
	IVA - CALABARZON	66,842	174,454	1,321	628	-
N773	Renting and leasing of other machinery, equipment and tangible goods, n.e.c.	7,867	6,205	-	154	-
N781	Activities of employment placement agencies	8,763	5,780	-	-	-
N782	Temporary employment agency activities	29,594	21,179	-	-	-
N801	Private security activities	571	8,795	180	-	-
N812	Cleaning activities	324	1,271	-	-	-
N813	Landscape care and maintenance service activities	s	s	s	s	s
N822	Call centers and other related activities	10,983	95,587	69	3	-
N829	Business support service activities, n.e.c.	8,740	35,627	1,072	471	-
	IVB - MIMAROPA	-	306	-	309	-
N782	Temporary employment agency activities	s	s	s	s	s
N791	Travel agency and tour operator activities	s	s	s	s	s

Continued

Table 5a --Continued

2009 PSIC Code	Region/Industry Description	Expense				
		Interest expense	Taxes on products and other taxes on production	Research and development	Environmental protection expense	Royalty fee
		(12)	(13)	(14)	(15)	(16)
N799	Other reservation service and related activities	s	s	s	s	s
N812	Cleaning activities	s	s	s	s	s
	V - Bicol	470	1,765	110	-	-
N781	Activities of employment placement agencies }					
N782	Temporary employment agency activities }	38	207	75	-	-
N801	Private security activities	-	1,402	35	-	-
N822	Call centers and other related activities	431	156	-	-	-
	VI - Western Visayas	31,893	32,036	20,515	-	-
N773	Renting and leasing of other machinery, equipment and tangible goods, n.e.c.	s	s	s	s	s
N781	Activities of employment placement agencies	s	s	s	s	s
N782	Temporary employment agency activities	8,172	4,501	-	-	-
N801	Private security activities	173	7,720	-	-	-
N812	Cleaning activities	s	s	s	s	s
N822	Call centers and other related activities	22,249	17,895	20,515	-	-
	VII - Central Visayas	136,997	152,227	229	16	64,602
N772	Renting and leasing of personal and household goods	s	s	s	s	s
N773	Renting and leasing of other machinery, equipment and tangible goods, n.e.c.	26,026	6,014	-	-	-
N781	Activities of employment placement agencies	70	2,177	-	5	-
N782	Temporary employment agency activities	7,635	11,875	48	-	-
N791	Travel agency and tour operator activities	308	417	-	-	-
N799	Other reservation service and related activities	-	380	181	-	-
N801	Private security activities	215	8,365	-	-	-
N803	Investigation activities	s	s	s	s	s
N811	Combined facilities support activities	s	s	s	s	s
N812	Cleaning activities	344	2,940	-	10	-
N813	Landscape care and maintenance service activities	s	s	s	s	s
N822	Call centers and other related activities	102,298	113,402	-	-	64,602
N829	Business support service activities, n.e.c.	51	4,580	-	-	-
	VIII - Eastern Visayas	710	1,310	26	891	-
N773	Renting and leasing of other machinery, equipment and tangible goods, n.e.c.	s	s	s	s	s
N781	Activities of employment placement agencies	s	s	s	s	s
N782	Temporary employment agency activities	710	758	26	891	-
N801	Private security activities	-	318	-	-	-
	IX - Zamboanga Peninsula	683	3,505	-	-	-
N781	Activities of employment placement agencies	s	s	s	s	s
N782	Temporary employment agency activities	s	s	s	s	s

Continued

Table 5a --Continued

2009 PSIC Code	Region/Industry Description	Expense				
		Interest expense	Taxes on products and other taxes on production	Research and development	Environmental protection expense	Royalty fee
		(12)	(13)	(14)	(15)	(16)
N791	Travel agency and tour operator activities	s	s	s	s	s
N801	Private security activities	-	2,462	-	-	-
	X - Northern Mindanao	5,402	15,703	421	-	900
N773	Renting and leasing of other machinery, equipment and tangible goods, n.e.c.	s	s	s	s	s
N781	Activities of employment placement agencies	1	3,424	-	-	900
N782	Temporary employment agency activities	2,921	3,592	-	-	-
N799	Other reservation service and related activities	s	s	s	s	s
N801	Private security activities	366	2,956	421	-	-
N812	Cleaning activities	1,107	592	-	-	-
N822	Call centers and other related activities	482	3,969	-	-	-
N829	Business support service activities, n.e.c.	s	s	s	s	s
	XI - Davao	21,657	26,758	15,589	6	-
N773	Renting and leasing of other machinery, equipment and tangible goods, n.e.c.	s	s	s	s	s
N781	Activities of employment placement agencies	412	1,918	-	-	-
N782	Temporary employment agency activities	223	8,770	-	-	-
N799	Other reservation service and related activities	s	s	s	s	s
N801	Private security activities	3,380	7,200	12	-	-
N812	Cleaning activities	-	1,128	-	-	-
N822	Call centers and other related activities	15,911	6,632	15,577	-	-
N829	Business support service activities, n.e.c.	22	151	-	6	-
	XII - SOCCSKSARGEN	25,153	7,413	-	-	-
N781	Activities of employment placement agencies	s	s	s	s	s
N782	Temporary employment agency activities	24,280	5,732	-	-	-
N801	Private security activities	267	1,362	-	-	-
N802	Security systems service activities	s	s	s	s	s
N822	Call centers and other related activities	s	s	s	s	s
	XIII - Caraga	-	942	-	-	-
N801	Private security activities	}	942	-	-	-
	ARMM	}				
N812	Cleaning activities					

Continued

Table 5a --Continued

2009 PSIC Code	Region/Industry Description	Expense				
		Franchise Fee	Payouts	Amortization	Depreciation	Other expense
		(17)	(18)	(19)	(20)	(21)
	Philippines	589	-	1,831,644	12,032,244	12,655,205
N771	Renting and leasing of motor vehicles	s	s	s	s	s
N772	Renting and leasing of personal and household goods	-	-	60	26,203	5,196
N773	Renting and leasing of other machinery, equipment and tangible goods, n.e.c.	-	-	523	413,620	67,504
N781	Activities of employment placement agencies	-	-	12,765	228,391	677,242
N782	Temporary employment agency activities	-	-	27,330	479,121	299,510
N783	Other human resources provision	s	s	s	s	s
N791	Travel agency and tour operator activities	-	-	657	106,212	36,777
N799	Other reservation service and related activities	-	-	191	63,580	109,984
N801	Private security activities	-	-	1,913	203,158	106,878
N802	Security systems service activities	-	-	-	4,638	202
N803	Investigation activities	-	-	20	1,714	55
N811	Combined facilities support activities	-	-	161	19,349	7,385
N812	Cleaning activities	-	-	3,201	83,937	55,897
N813	Landscape care and maintenance service activities	-	-	-	8,217	770
N821	Office administrative and support activities	-	-	71	47,618	58,642
N822	Call centers and other related activities	589	-	1,780,116	10,038,660	11,012,988
N823	Organization of conventions and trade shows	-	-	715	17,875	143,040
N829	Business support service activities, n.e.c.	-	-	3,883	280,373	58,821
	NCR	589	-	1,434,338	9,412,468	7,230,374
N771	Renting and leasing of motor vehicles	s	s	s	s	s
N772	Renting and leasing of personal and household goods	-	-	38	24,344	5,037
N773	Renting and leasing of other machinery, equipment and tangible goods, n.e.c.	-	-	72	333,266	59,014
N781	Activities of employment placement agencies	-	-	12,325	196,688	660,594
N782	Temporary employment agency activities	-	-	25,047	295,512	213,106
N783	Other human resources provision	s	s	s	s	s
N791	Travel agency and tour operator activities	-	-	640	101,064	34,970
N799	Other reservation service and related activities	-	-	84	48,085	47,870
N801	Private security activities	-	-	1,580	134,473	82,407
N802	Security systems service activities	-	-	-	4,601	202
N803	Investigation activities	s	s	s	s	s
N811	Combined facilities support activities	-	-	161	19,273	7,385
N812	Cleaning activities	-	-	2,918	70,434	53,454
N813	Landscape care and maintenance service activities	s	s	s	s	s
N821	Office administrative and support activities	-	-	71	3,409	340
N822	Call centers and other related activities	589	-	1,386,765	7,922,813	5,854,240
N823	Organization of conventions and trade shows	-	-	715	17,875	143,040
N829	Business support service activities, n.e.c.	-	-	3,883	222,943	54,360
	CAR	-	-	385	195,761	200,017
N772	Renting and leasing of personal and household goods	s	s	s	s	s

Continued

Table 5a --Continued

2009 PSIC Code	Region/Industry Description	Expense				
		Franchise Fee	Payouts	Amortization	Depreciation	Other expense
		(17)	(18)	(19)	(20)	(21)
N782	Temporary employment agency activities	\$	\$	\$	\$	\$
N799	Other reservation service and related activities	\$	\$	\$	\$	\$
N801	Private security activities	\$	\$	\$	\$	\$
N812	Cleaning activities	\$	\$	\$	\$	\$
N822	Call centers and other related activities	-	-	385	179,982	139,015
	I - Ilocos	-	-	183	5,509	4,080
N781	Activities of employment placement agencies	\$	\$	\$	\$	\$
N782	Temporary employment agency activities	-	-	-	325	221
N801	Private security activities	-	-	-	2,045	3,451
N812	Cleaning activities	\$	\$	\$	\$	\$
N822	Call centers and other related activities	\$	\$	\$	\$	\$
	II - Cagayan Valley	-	-	24	277	288
N782	Temporary employment agency activities	\$	\$	\$	\$	\$
N801	Private security activities	\$	\$	\$	\$	\$
	III - Central Luzon	-	-	39,589	253,982	1,948,651
N781	Activities of employment placement agencies	-	-	-	236	1
N782	Temporary employment agency activities	-	-	141	7,336	1,297
N791	Travel agency and tour operator activities	\$	\$	\$	\$	\$
N801	Private security activities	-	-	-	9,430	2,566
N812	Cleaning activities	-	-	-	4,750	12
N813	Landscape care and maintenance service activities	\$	\$	\$	\$	\$
N821	Office administrative and support activities	\$	\$	\$	\$	\$
N822	Call centers and other related activities	-	-	39,448	186,280	1,886,037
	IVA - CALABARZON	-	-	56,771	395,603	313,049
N773	Renting and leasing of other machinery, equipment and tangible goods, n.e.c.	-	-	-	22,309	6,949
N781	Activities of employment placement agencies	-	-	386	7,554	4,132
N782	Temporary employment agency activities	-	-	3	96,574	27,539
N801	Private security activities	-	-	-	15,835	5,475
N812	Cleaning activities	-	-	-	1,802	346
N813	Landscape care and maintenance service activities	\$	\$	\$	\$	\$
N822	Call centers and other related activities	-	-	56,382	195,638	264,148
N829	Business support service activities, n.e.c.	-	-	-	55,837	4,228
	IVB - MIMAROPA	-	-	-	3,321	513
N782	Temporary employment agency activities	\$	\$	\$	\$	\$
N791	Travel agency and tour operator activities	\$	\$	\$	\$	\$
N799	Other reservation service and related activities	\$	\$	\$	\$	\$
N812	Cleaning activities	\$	\$	\$	\$	\$
	V - Bicol	-	-	4,980	22,089	903,409
N781	Activities of employment placement agencies					

Continued

Table 5a --Continued

2009 PSIC Code	Region/Industry Description	Expense				
		Franchise Fee	Payouts	Amortization	Depreciation	Other expense
		(17)	(18)	(19)	(20)	(21)
N782	Temporary employment agency activities	-	-	49	2,396	3,798
N801	Private security activities	-	-	-	399	18
N822	Call centers and other related activities	-	-	4,931	19,294	899,593
	VI - Western Visayas	-	-	102,415	297,752	202,705
N773	Renting and leasing of other machinery, equipment and tangible goods, n.e.c.	\$	\$	\$	\$	\$
N781	Activities of employment placement agencies	\$	\$	\$	\$	\$
N782	Temporary employment agency activities	-	-	58	12,559	7,602
N801	Private security activities	-	-	236	4,279	4,395
N812	Cleaning activities	\$	\$	\$	\$	\$
N822	Call centers and other related activities	-	-	102,121	278,602	189,744
	VII - Central Visayas	-	-	160,384	1,094,250	757,016
N772	Renting and leasing of personal and household goods	\$	\$	\$	\$	\$
N773	Renting and leasing of other machinery, equipment and tangible goods, n.e.c.	-	-	451	56,549	1,344
N781	Activities of employment placement agencies	-	-	-	1,143	2,865
N782	Temporary employment agency activities	-	-	1,092	23,806	15,119
N791	Travel agency and tour operator activities	-	-	17	1,110	1,188
N799	Other reservation service and related activities	-	-	107	899	1,133
N801	Private security activities	-	-	8	8,023	1,000
N803	Investigation activities	\$	\$	\$	\$	\$
N811	Combined facilities support activities	\$	\$	\$	\$	\$
N812	Cleaning activities	-	-	1	3,185	990
N813	Landscape care and maintenance service activities	\$	\$	\$	\$	\$
N822	Call centers and other related activities	-	-	158,667	996,648	733,112
N829	Business support service activities, n.e.c.	-	-	-	890	-
	VIII - Eastern Visayas	-	-	28	3,035	5,592
N773	Renting and leasing of other machinery, equipment and tangible goods, n.e.c.	\$	\$	\$	\$	\$
N781	Activities of employment placement agencies	\$	\$	\$	\$	\$
N782	Temporary employment agency activities	-	-	2	2,033	5,550
N801	Private security activities	-	-	-	116	-
	IX - Zamboanga Peninsula	-	-	-	17,256	1,228
N781	Activities of employment placement agencies	\$	\$	\$	\$	\$
N782	Temporary employment agency activities	\$	\$	\$	\$	\$
N791	Travel agency and tour operator activities	\$	\$	\$	\$	\$
N801	Private security activities	-	-	-	7,471	967
	X - Northern Mindanao	-	-	702	43,574	29,192
N773	Renting and leasing of other machinery, equipment and tangible goods, n.e.c.	\$	\$	\$	\$	\$
N781	Activities of employment placement agencies	-	-	2	2,290	436

Continued

Table 5a --Concluded

2009 PSIC Code	Region/Industry Description	Expense				
		Franchise Fee	Payouts	Amortization	Depreciation	Other expense
		(17)	(18)	(19)	(20)	(21)
N782	Temporary employment agency activities	-	-	11	1,215	2,755
N799	Other reservation service and related activities	s	s	s	s	s
N801	Private security activities	-	-	44	1,205	370
N812	Cleaning activities	-	-	282	495	93
N822	Call centers and other related activities	-	-	362	37,876	25,234
N829	Business support service activities, n.e.c.	s	s	s	s	s
	XI - Davao	-	-	31,109	260,147	1,036,940
N773	Renting and leasing of other machinery, equipment and tangible goods, n.e.c.	s	s	s	s	s
N781	Activities of employment placement agencies	-	-	-	14,204	2,631
N782	Temporary employment agency activities	-	-	193	7,351	5,896
N799	Other reservation service and related activities	s	s	s	s	s
N801	Private security activities	-	-	45	16,805	5,684
N812	Cleaning activities	-	-	0	1,291	1,003
N822	Call centers and other related activities	-	-	30,872	219,548	1,021,638
N829	Business support service activities, n.e.c.	-	-	-	347	17
	XII - SOCCSKSARGEN	-	-	737	26,156	21,988
N781	Activities of employment placement agencies	s	s	s	s	s
N782	Temporary employment agency activities	-	-	712	23,156	20,338
N801	Private security activities	-	-	-	990	91
N802	Security systems service activities	s	s	s	s	s
N822	Call centers and other related activities	s	s	s	s	s
	XIII - Caraga	-	-	-	1,062	162
N801	Private security activities	}	-	-	1,062	162
	ARMM	}				
N812	Cleaning activities					

TABLE 5a.2 Number of Establishments and Expense for Industrial Services Done by Others by Type for Administrative and Support Service Activities
Establishments with Total Employment of 20 and Over by Region and Industry Sub-Class: Philippines, 2017

(Values are in thousand pesos, except for number of establishments.)

Details may not add-up to total due to rounding and/or statistical disclosure control.)

2009 PSIC Code	Region/Industry Description	Number of Establishments	Industrial Services Done by Others		
			Total	Contract and Commission	Repairs, Maintenance and Installation
		(1)	(2)	(3)	(4)
	Philippines	1,872	22,256,393	14,637,777	7,618,616
N771	Renting and leasing of motor vehicles	s	s	s	s
N772	Renting and leasing of personal and household goods	10	17,626	8,127	9,498
N773	Renting and leasing of other machinery, equipment and tangible goods, n.e.c.	40	359,797	178,127	181,671
N781	Activities of employment placement agencies	276	798,973	642,827	156,146
N782	Temporary employment agency activities	308	3,263,244	3,008,754	254,490
N783	Other human resources provision	s	s	s	s
N791	Travel agency and tour operator activities	75	832,205	737,364	94,841
N799	Other reservation service and related activities	25	135,782	91,697	44,085
N801	Private security activities	380	240,512	52,716	187,796
N802	Security systems service activities	10	1,635	295	1,341
N803	Investigation activities	3	436	-	436
N811	Combined facilities support activities	5	418,794	417,288	1,506
N812	Cleaning activities	79	89,390	49,615	39,775
N813	Landscape care and maintenance service activities	5	1,803	-	1,803
N821	Office administrative and support activities	9	24,583	7,241	17,342
N822	Call centers and other related activities	580	13,821,539	7,828,120	5,993,419
N823	Organization of conventions and trade shows	10	756,097	753,781	2,316
N829	Business support service activities, n.e.c.	54	1,435,803	861,825	573,977
	NCR	1,174	18,828,920	12,424,955	6,403,965
N771	Renting and leasing of motor vehicles	s	s	s	s
N772	Renting and leasing of personal and household goods	8	17,101	8,027	9,074
N773	Renting and leasing of other machinery, equipment and tangible goods, n.e.c.	23	203,581	142,411	61,170
N781	Activities of employment placement agencies	215	749,926	606,089	143,837
N782	Temporary employment agency activities	122	2,068,213	1,891,183	177,030
N783	Other human resources provision	s	s	s	s
N791	Travel agency and tour operator activities	69	824,018	732,764	91,254
N799	Other reservation service and related activities	17	59,712	50,108	9,604
N801	Private security activities	191	160,580	39,228	121,352
N802	Security systems service activities	9	1,329	-	1,329
N803	Investigation activities	s	s	s	s
N811	Combined facilities support activities	3	418,794	417,288	1,506
N812	Cleaning activities	49	84,195	47,694	36,501
N813	Landscape care and maintenance service activities	s	s	s	s
N821	Office administrative and support activities	8	8,415	7,241	1,174
N822	Call centers and other related activities	403	12,114,775	6,932,391	5,182,384
N823	Organization of conventions and trade shows	10	756,097	753,781	2,316
N829	Business support service activities, n.e.c.	40	1,302,352	796,749	505,603

Continued

Table 5a.2 –Continued

2009 PSIC Code	Region/Industry Description	Number of Establishments	Industrial Services Done by Others		
			Total	Contract and Commission	Repairs, Maintenance and Installation
		(1)	(2)	(3)	(4)
	CAR	19	213,497	101,735	111,761
N772	Renting and leasing of personal and household goods	s	s	s	s
N782	Temporary employment agency activities	s	s	s	s
N799	Other reservation service and related activities	s	s	s	s
N801	Private security activities	s	s	s	s
N812	Cleaning activities	s	s	s	s
N822	Call centers and other related activities	10	137,649	60,824	76,825
	I - Ilocos	12	7,573	4,236	3,337
N781	Activities of employment placement agencies	s	s	s	s
N782	Temporary employment agency activities	3	8	-	8
N801	Private security activities	5	3,502	402	3,101
N812	Cleaning activities	s	s	s	s
N822	Call centers and other related activities	s	s	s	s
	II - Cagayan Valley	4	597	273	324
N782	Temporary employment agency activities	s	s	s	s
N801	Private security activities	s	s	s	s
	III - Central Luzon	68	1,230,166	1,127,240	102,925
N781	Activities of employment placement agencies	7	125	-	125
N782	Temporary employment agency activities	12	1,067,182	1,059,203	7,979
N791	Travel agency and tour operator activities	s	s	s	s
N801	Private security activities	23	3,145	-	3,145
N812	Cleaning activities	5	442	-	442
N813	Landscape care and maintenance service activities	s	s	s	s
N821	Office administrative and support activities	s	s	s	s
N822	Call centers and other related activities	18	142,906	68,038	74,868
	IVA - CALABARZON	129	463,280	221,437	241,842
N773	Renting and leasing of other machinery, equipment and tangible goods, n.e.c.	5	107,747	29,287	78,460
N781	Activities of employment placement agencies	12	34,134	30,024	4,110
N782	Temporary employment agency activities	42	31,570	18,554	13,016
N801	Private security activities	35	14,239	3,076	11,163
N812	Cleaning activities	6	1,952	985	968
N813	Landscape care and maintenance service activities	s	s	s	s
N822	Call centers and other related activities	21	143,817	75,818	67,999
N829	Business support service activities, n.e.c.	7	129,650	63,693	65,957
	IVB - MIMAROPA	5	572	-	572
N782	Temporary employment agency activities	s	s	s	s
N791	Travel agency and tour operator activities	s	s	s	s

Continued

Table 5a.2 --Continued

2009 PSIC Code	Region/Industry Description	Number of Establishments	Industrial Services Done by Others		
			Total	Contract and Commission	Repairs, Maintenance and Installation
		(1)	(2)	(3)	(4)
N799	Other reservation service and related activities	s	s	s	s
N812	Cleaning activities	s	s	s	s
	V - Bicol	11	23,030	10,953	12,077
N781	Activities of employment placement agencies	}			
N782	Temporary employment agency activities	}	3	2,758	2,674
N801	Private security activities		4	135	-
N822	Call centers and other related activities		4	20,137	8,278
	VI - Western Visayas	69	277,982	155,745	122,237
N773	Renting and leasing of other machinery, equipment and tangible goods, n.e.c.	s	s	s	s
N781	Activities of employment placement agencies	s	s	s	s
N782	Temporary employment agency activities	12	7,240	1	7,239
N801	Private security activities	22	2,875	139	2,737
N812	Cleaning activities	s	s	s	s
N822	Call centers and other related activities	22	265,105	155,600	109,505
	VII - Central Visayas	186	1,003,317	517,391	485,926
N772	Renting and leasing of personal and household goods	s	s	s	s
N773	Renting and leasing of other machinery, equipment and tangible goods, n.e.c.	5	47,591	6,415	41,176
N781	Activities of employment placement agencies	5	1,769	-	1,769
N782	Temporary employment agency activities	52	47,517	36,747	10,769
N791	Travel agency and tour operator activities	3	7,873	4,600	3,273
N799	Other reservation service and related activities	4	1,547	678	869
N801	Private security activities	24	4,014	107	3,907
N803	Investigation activities	s	s	s	s
N811	Combined facilities support activities	s	s	s	s
N812	Cleaning activities	6	1,247	383	864
N813	Landscape care and maintenance service activities	s	s	s	s
N822	Call centers and other related activities	79	889,139	467,297	421,842
N829	Business support service activities, n.e.c.	3	1,909	1,063	846
	VIII - Eastern Visayas	11	3,565	32	3,533
N773	Renting and leasing of other machinery, equipment and tangible goods, n.e.c.	s	s	s	s
N781	Activities of employment placement agencies	s	s	s	s
N782	Temporary employment agency activities	6	3,486	32	3,454
N801	Private security activities	2	39	0	39
	IX - Zamboanga Peninsula	24	6,081	1,507	4,573
N781	Activities of employment placement agencies	s	s	s	s
N782	Temporary employment agency activities	s	s	s	s
N791	Travel agency and tour operator activities	s	s	s	s
N801	Private security activities	15	4,991	1,286	3,706

Continued

Table 5a.2 --Concluded

2009 PSIC Code	Region/Industry Description	Number of Establishments	Industrial Services Done by Others		
			Total	Contract and Commission	Repairs, Maintenance and Installation
		(1)	(2)	(3)	(4)
	X - Northern Mindanao	51	30,409	4,351	26,058
N773	Renting and leasing of other machinery, equipment and tangible goods, n.e.c.	s	s	s	s
N781	Activities of employment placement agencies	12	824	-	824
N782	Temporary employment agency activities	17	16,230	2,661	13,569
N799	Other reservation service and related activities	s	s	s	s
N801	Private security activities	11	4,087	1,080	3,007
N812	Cleaning activities	4	317	186	131
N822	Call centers and other related activities	3	7,387	424	6,962
N829	Business support service activities, n.e.c.	s	s	s	s
	XI - Davao	80	147,706	67,485	80,220
N773	Renting and leasing of other machinery, equipment and tangible goods, n.e.c.	s	s	s	s
N781	Activities of employment placement agencies	7	2,123	-	2,123
N782	Temporary employment agency activities	18	4567	372	4195
N799	Other reservation service and related activities	s	s	s	s
N801	Private security activities	27	38157	6984	31173
N812	Cleaning activities	4	1125	361	763
N822	Call centers and other related activities	18	100455	59434	41021
N829	Business support service activities, n.e.c.	3	1137	320	818
	XII - SOCCSKSARGEN	22	17,205	295	16,910
N781	Activities of employment placement agencies	s	s	s	s
N782	Temporary employment agency activities	11	15993	-	15993
N801	Private security activities	7	494	-	494
N802	Security systems service activities	s	s	s	s
N822	Call centers and other related activities	s	s	s	s
	XIII - Caraga	7	2,495	141	2,355
N801	Private security activities }	7	2,495	141	2,355
	ARMM }				
N812	Cleaning activities				

TABLE 5a.3 Number of Establishments and Expense for Non-Industrial Services Done by Others by Type for Administrative and Support Service Activities
Establishments with Total Employment of 20 and Over by Region and Industry Sub-Class: Philippines, 2017
(Values are in thousand pesos, except for number of establishments.
Details may not add-up to total due to rounding and/or statistical disclosure control.)

2009 PSIC Code	Region/Industry Description	Number of Establishments	Non-Industrial Services Done by Others			
			Total	Rent expense from land	Rental expense from buildings, warehouses and other structures	Rental expense from machinery and transport equipment
		(1)	(2)	(3)	(4)	(5)
	Philippines	1,872	102,379,634	2,289,726	21,882,827	141,660
N771	Renting and leasing of motor vehicles	s	s	s	s	s
N772	Renting and leasing of personal and household goods	10	45,882	1,172	7,584	-
N773	Renting and leasing of other machinery, equipment and tangible goods, n.e.c.	40	1,340,653	8,100	65,168	16,494
N781	Activities of employment placement agencies	276	2,697,707	4,457	529,765	39,364
N782	Temporary employment agency activities	308	4,041,472	47,007	461,706	25
N783	Other human resources provision	s	s	s	s	s
N791	Travel agency and tour operator activities	75	991,847	1,386	222,945	-
N799	Other reservation service and related activities	25	575,696	7,413	192,295	-
N801	Private security activities	380	844,678	10,829	120,098	8,744
N802	Security systems service activities	10	21,380	-	6,041	-
N803	Investigation activities	3	7,000	-	2,505	-
N811	Combined facilities support activities	5	59,569	-	15,062	-
N812	Cleaning activities	79	466,226	-	23,506	2,307
N813	Landscape care and maintenance service activities	5	4,426	-	4	-
N821	Office administrative and support activities	9	286,628	-	65,432	-
N822	Call centers and other related activities	580	88,810,270	2,209,362	19,980,767	32,298
N823	Organization of conventions and trade shows	10	223,734	-	31,172	31,595
N829	Business support service activities, n.e.c.	54	1,080,776	-	137,453	1,381
	NCR	1,174	81,762,665	2,244,952	17,753,567	111,317
N771	Renting and leasing of motor vehicles	s	s	s	s	s
N772	Renting and leasing of personal and household goods	8	44,872	613	7,584	-
N773	Renting and leasing of other machinery, equipment and tangible goods, n.e.c.	23	520,708	4,810	39,135	7,978
N781	Activities of employment placement agencies	215	2,422,726	4,328	505,855	28,974
N782	Temporary employment agency activities	122	3,282,344	39,976	373,713	-
N783	Other human resources provision	s	s	s	s	s
N791	Travel agency and tour operator activities	69	962,315	1,386	210,140	-
N799	Other reservation service and related activities	17	198,145	7,413	32,496	-
N801	Private security activities	191	609,234	10,412	94,308	6,441
N802	Security systems service activities	9	21,345	-	6,041	-
N803	Investigation activities	s	s	s	s	s
N811	Combined facilities support activities	3	59,317	-	14,966	-
N812	Cleaning activities	49	373,080	-	18,330	-
N813	Landscape care and maintenance service activities	s	s	s	s	s
N821	Office administrative and support activities	8	123,538	-	30,318	-
N822	Call centers and other related activities	403	71,065,672	2,176,015	16,255,688	26,877

Continued

Table 5a.3 --Continued

2009 PSIC Code	Region/Industry Description	Number of Establishments	Non-Industrial Services Done by Others			
			Total	Rent expense from land	Rental expense from buildings, warehouses and other structures	Rental expense from machinery and transport equipment
		(1)	(2)	(3)	(4)	(5)
N823	Organization of conventions and trade shows	10	223,734	-	31,172	31,595
N829	Business support service activities, n.e.c.	40	968,964	-	112,495	-
	CAR	19	982,844	560	382,306	-
N772	Renting and leasing of personal and household goods	s	s	s	s	s
N782	Temporary employment agency activities	s	s	s	s	s
N799	Other reservation service and related activities	s	s	s	s	s
N801	Private security activities	s	s	s	s	s
N812	Cleaning activities	s	s	s	s	s
N822	Call centers and other related activities	10	658,065	-	251,681	-
	I - Ilocos	12	11,298	-	669	-
N781	Activities of employment placement agencies	s	s	s	s	s
N782	Temporary employment agency activities	3	1,193	-	502	-
N801	Private security activities	5	5,402	-	167	-
N812	Cleaning activities	s	s	s	s	s
N822	Call centers and other related activities	s	s	s	s	s
	II - Cagayan Valley	4	1,961	-	495	34
N782	Temporary employment agency activities	s	s	s	s	s
N801	Private security activities	s	s	s	s	s
	III - Central Luzon	68	2,082,820	4,005	362,274	2,311
N781	Activities of employment placement agencies	7	780	-	410	-
N782	Temporary employment agency activities	12	117,417	2,994	4,111	1
N791	Travel agency and tour operator activities	s	s	s	s	s
N801	Private security activities	23	23,706	-	3,767	-
N812	Cleaning activities	5	7,986	-	244	2,307
N813	Landscape care and maintenance service activities	s	s	s	s	s
N821	Office administrative and support activities	s	s	s	s	s
N822	Call centers and other related activities	18	1,765,486	1,011	315,860	3
	IVA - CALABARZON	129	2,517,769	5,298	526,529	9,774
N773	Renting and leasing of other machinery, equipment and tangible goods, n.e.c.	5	590,285	3,290	21,345	6,572
N781	Activities of employment placement agencies	12	51,937	-	6,828	-
N782	Temporary employment agency activities	42	196,155	-	38,400	2
N801	Private security activities	35	93,199	354	5,208	-
N812	Cleaning activities	6	44,633	-	1,907	-
N813	Landscape care and maintenance service activities	s	s	s	s	s
N822	Call centers and other related activities	21	1,439,363	1,654	429,251	1,818
N829	Business support service activities, n.e.c.	7	101,859	-	23,586	1,381

Continued

Table 5a.3 --Continued

2009 PSIC Code	Region/Industry Description	Number of Establishments	Non-Industrial Services Done by Others			
			Total	Rent expense from land	Rental expense from buildings, warehouses and other structures	Rental expense from machinery and transport equipment
		(1)	(2)	(3)	(4)	(5)
	IVB - MIMAROPA	5	2,562	-	194	-
N782	Temporary employment agency activities	s	s	s	s	s
N791	Travel agency and tour operator activities	s	s	s	s	s
N799	Other reservation service and related activities	s	s	s	s	s
N812	Cleaning activities	s	s	s	s	s
	V - Bicol	11	396,044	-	44,487	-
N781	Activities of employment placement agencies }					
N782	Temporary employment agency activities }	3	45,649	-	744	-
N801	Private security activities	4	2,217	-	345	-
N822	Call centers and other related activities	4	348,177	-	43,398	-
	VI - Western Visayas	69	2,396,254	30	626,825	-
N773	Renting and leasing of other machinery, equipment and tangible goods, n.e.c.	s	s	s	s	s
N781	Activities of employment placement agencies	s	s	s	s	s
N782	Temporary employment agency activities	12	103,408	30	5,663	-
N801	Private security activities	22	14,660	-	770	-
N812	Cleaning activities	s	s	s	s	s
N822	Call centers and other related activities	22	2,253,289	-	619,202	-
	VII - Central Visayas	186	11,002,650	3,677	1,841,634	15,934
N772	Renting and leasing of personal and household goods	s	s	s	s	s
N773	Renting and leasing of other machinery, equipment and tangible goods, n.e.c.	5	215,390	-	3,994	1,945
N781	Activities of employment placement agencies	5	43,168	-	1,370	10,390
N782	Temporary employment agency activities	52	79,812	1,873	14,526	-
N791	Travel agency and tour operator activities	3	22,447	-	8,497	-
N799	Other reservation service and related activities	4	36,421	-	21,628	-
N801	Private security activities	24	21,717	-	4,641	-
N803	Investigation activities	s	s	s	s	s
N811	Combined facilities support activities	s	s	s	s	s
N812	Cleaning activities	6	20,194	-	1,787	-
N813	Landscape care and maintenance service activities	s	s	s	s	s
N822	Call centers and other related activities	79	10,551,567	1,805	1,781,406	3,600
N829	Business support service activities, n.e.c.	3	6,072	-	1,183	-
	VIII - Eastern Visayas	11	29,909	-	354	-
N773	Renting and leasing of other machinery, equipment and tangible goods, n.e.c.	s	s	s	s	s
N781	Activities of employment placement agencies	s	s	s	s	s
N782	Temporary employment agency activities	6	5,932	-	197	-

Continued

Table 5a.3 --Continued

2009 PSIC Code	Region/Industry Description	Number of Establishments	Non-Industrial Services Done by Others			
			Total	Rent expense from land	Rental expense from buildings, warehouses and other structures	Rental expense from machinery and transport equipment
		(1)	(2)	(3)	(4)	(5)
N801	Private security activities	2	211	-	-	-
	IX - Zamboanga Peninsula	24	35,972	-	4,195	-
N781	Activities of employment placement agencies	s	s	s	s	s
N782	Temporary employment agency activities	s	s	s	s	s
N791	Travel agency and tour operator activities	s	s	s	s	s
N801	Private security activities	15	7,712	-	240	-
	X - Northern Mindanao	51	161,858	1,809	43,333	-
N773	Renting and leasing of other machinery, equipment and tangible goods, n.e.c.	s	s	s	s	s
N781	Activities of employment placement agencies	12	44,269	129	1,749	-
N782	Temporary employment agency activities	17	8,086	1,680	2,814	-
N799	Other reservation service and related activities	s	s	s	s	s
N801	Private security activities	11	8,354	-	4,253	-
N812	Cleaning activities	4	6,786	-	225	-
N822	Call centers and other related activities	3	86,542	-	33,206	-
N829	Business support service activities, n.e.c.	s	s	s	s	s
	XI - Davao	80	804,056	28,878	279,399	2,290
N773	Renting and leasing of other machinery, equipment and tangible goods, n.e.c.	s	s	s	s	s
N781	Activities of employment placement agencies	7	34,150	-	11,353	-
N782	Temporary employment agency activities	18	46,899	-	5,694	22
N799	Other reservation service and related activities	s	s	s	s	s
N801	Private security activities	27	47,218	-	4,731	2,268
N812	Cleaning activities	4	12,180	-	701	-
N822	Call centers and other related activities	18	635,734	28,878	248,284	-
N829	Business support service activities, n.e.c.	3	3,590	-	189	-
	XII - SOCCSKSARGEN	22	185,719	454	16,413	-
N781	Activities of employment placement agencies	s	s	s	s	s
N782	Temporary employment agency activities	11	169,802	454	12,495	-
N801	Private security activities	7	2,464	-	592	-
N802	Security systems service activities	s	s	s	s	s
N822	Call centers and other related activities	s	s	s	s	s
	XIII - Caraga	7	5,254	63	154	-
N801	Private security activities	}	7	5,254	63	154
	ARMM	}				
N812	Cleaning activities					

Continued

Table 5a.3 --Continued

2009 PSIC Code	Region/Industry Description	Non-Industrial Services Done by Others					
		Rental expense from office equipment	Other rental expenses	Communication expense	Insurance expense	Transport service expense	Other non-industrial services
		(6)	(7)	(8)	(9)	(10)	(11)
	Philippines	119,449	645,892	9,378,996	2,005,192	1,649,892	64,266,001
N771	Renting and leasing of motor vehicles	s	s	s	s	s	s
N772	Renting and leasing of personal and household goods	-	11,765	7,587	1,784	618	15,370
N773	Renting and leasing of other machinery, equipment and tangible goods, n.e.c.	162	1,190	23,710	16,823	82,106	1,126,900
N781	Activities of employment placement agencies	17,494	27,717	210,862	75,284	33,535	1,759,227
N782	Temporary employment agency activities	4,845	4,541	205,739	94,599	310,039	2,912,972
N783	Other human resources provision	s	s	s	s	s	s
N791	Travel agency and tour operator activities	3,462	4,857	76,021	57,950	22,370	602,856
N799	Other reservation service and related activities	-	389	147,217	4,876	11,249	212,258
N801	Private security activities	1,007	8,360	69,273	52,237	30,361	543,769
N802	Security systems service activities	-	-	269	518	1,016	13,536
N803	Investigation activities	-	-	623	941	1,845	1,086
N811	Combined facilities support activities	-	-	1,557	1,043	585	41,321
N812	Cleaning activities	1,004	-	23,054	18,759	9,965	387,630
N813	Landscape care and maintenance service activities	-	-	166	682	279	3,295
N821	Office administrative and support activities	113	48	46,074	136	49,308	125,517
N822	Call centers and other related activities	86,894	560,791	8,469,169	1,617,664	1,050,939	54,802,385
N823	Organization of conventions and trade shows	1,254	25,411	5,897	2,727	57	125,620
N829	Business support service activities, n.e.c.	3,083	820	86,740	16,598	45,621	789,079
	NCR	85,573	521,502	8,032,561	1,563,965	1,278,105	50,171,123
N771	Renting and leasing of motor vehicles	s	s	s	s	s	s
N772	Renting and leasing of personal and household goods	-	11,765	7,329	1,734	611	15,236
N773	Renting and leasing of other machinery, equipment and tangible goods, n.e.c.	-	1,190	9,624	5,015	39,145	413,812
N781	Activities of employment placement agencies	16,068	27,717	197,081	68,875	28,398	1,545,429
N782	Temporary employment agency activities	2,503	1,244	163,352	64,075	261,699	2,375,782
N783	Other human resources provision	s	s	s	s	s	s
N791	Travel agency and tour operator activities	3,462	4,857	71,995	57,158	21,951	591,366
N799	Other reservation service and related activities	-	-	23,092	4,872	11,177	119,096
N801	Private security activities	107	8,290	50,234	35,756	19,856	383,829
N802	Security systems service activities	-	-	260	518	1,016	13,511
N803	Investigation activities	s	s	s	s	s	s
N811	Combined facilities support activities	-	-	1,488	1,043	585	41,235
N812	Cleaning activities	1,004	-	19,460	13,845	7,389	313,052
N813	Landscape care and maintenance service activities	s	s	s	s	s	s
N821	Office administrative and support activities	113	48	16,097	136	21	76,805
N822	Call centers and other related activities	58,346	440,979	7,379,717	1,251,897	843,204	42,632,949
N823	Organization of conventions and trade shows	1,254	25,411	5,897	2,727	57	125,620
N829	Business support service activities, n.e.c.	2,586	-	81,775	12,916	42,450	716,742
	CAR	420	-	223,541	2,512	29,841	343,666
N772	Renting and leasing of personal and household goods	s	s	s	s	s	s

Continued

Table 5a.3 --Continued

2009 PSIC Code	Region/Industry Description	Non-Industrial Services Done by Others					
		Rental expense from office equipment	Other rental expenses	Communication expense	Insurance expense	Transport service expense	Other non-industrial services
		(6)	(7)	(8)	(9)	(10)	(11)
N782	Temporary employment agency activities		\$	\$	\$	\$	\$
N799	Other reservation service and related activities		\$	\$	\$	\$	\$
N801	Private security activities		\$	\$	\$	\$	\$
N812	Cleaning activities		\$	\$	\$	\$	\$
N822	Call centers and other related activities	288	-	104,214	2,476	29,736	269,670
	I - Ilocos	-	383	2,937	1,167	1,902	4,240
N781	Activities of employment placement agencies		\$	\$	\$	\$	\$
N782	Temporary employment agency activities	-	-	100	-	267	324
N801	Private security activities	-	-	398	875	1,635	2,328
N812	Cleaning activities		\$	\$	\$	\$	\$
N822	Call centers and other related activities		\$	\$	\$	\$	\$
	II - Cagayan Valley	-	-	155	55	207	1,015
N782	Temporary employment agency activities		\$	\$	\$	\$	\$
N801	Private security activities		\$	\$	\$	\$	\$
	III - Central Luzon	3,131	10,309	128,944	62,151	121,073	1,388,622
N781	Activities of employment placement agencies	-	-	106	11	14	239
N782	Temporary employment agency activities	101	-	4,364	2,804	20,436	82,606
N791	Travel agency and tour operator activities		\$	\$	\$	\$	\$
N801	Private security activities	-	-	1,640	3,373	998	13,928
N812	Cleaning activities	-	-	543	397	605	3,890
N813	Landscape care and maintenance service activities		\$	\$	\$	\$	\$
N821	Office administrative and support activities		\$	\$	\$	\$	\$
N822	Call centers and other related activities	3,031	10,309	91,684	55,351	49,734	1,238,504
	IVA - CALABARZON	7,903	43,643	94,533	100,517	63,762	1,665,810
N773	Renting and leasing of other machinery, equipment and tangible goods, n.e.c.	162	-	2,046	8,300	38,967	509,604
N781	Activities of employment placement agencies	-	-	4,886	2,650	-	37,573
N782	Temporary employment agency activities	1,291	2,937	15,093	6,865	3,061	128,506
N801	Private security activities	-	71	6,694	2,354	1,606	76,912
N812	Cleaning activities	-	-	848	2,527	1,330	38,021
N813	Landscape care and maintenance service activities		\$	\$	\$	\$	\$
N822	Call centers and other related activities	5,971	39,815	61,200	74,526	16,021	809,107
N829	Business support service activities, n.e.c.	480	820	3,758	3,283	2,499	66,052
	IVB - MIMAROPA	-	-	567	27	538	1,235
N782	Temporary employment agency activities		\$	\$	\$	\$	\$
N791	Travel agency and tour operator activities		\$	\$	\$	\$	\$
N799	Other reservation service and related activities		\$	\$	\$	\$	\$
N812	Cleaning activities		\$	\$	\$	\$	\$
	V - Bicol	1,169	-	24,236	5,342	20,739	300,072
N781	Activities of employment placement agencies }						

Continued

Table 5a.3 --Continued

2009 PSIC Code	Region/Industry Description	Non-Industrial Services Done by Others					
		Rental expense from office equipment	Other rental expenses	Communication expense	Insurance expense	Transport service expense	Other non-industrial services
		(6)	(7)	(8)	(9)	(10)	(11)
N782	Temporary employment agency activities }	-	-	550	344	1,157	42,852
N801	Private security activities	-	-	1,173	325	196	177
N822	Call centers and other related activities	1,169	-	22,512	4,671	19,385	257,042
	VI - Western Visayas	4,038	21,645	244,500	75,651	13,197	1,410,368
N773	Renting and leasing of other machinery, equipment and tangible goods, n.e.c.	s	s	s	s	s	s
N781	Activities of employment placement agencies	s	s	s	s	s	s
N782	Temporary employment agency activities	-	360	4,356	729	582	91,688
N801	Private security activities	768	-	1,527	2,078	2,647	6,870
N812	Cleaning activities	s	s	s	s	s	s
N822	Call centers and other related activities	3,270	21,285	237,448	71,847	9,457	1,290,780
	VII - Central Visayas	10,694	46,930	502,314	167,685	81,517	8,332,264
N772	Renting and leasing of personal and household goods	s	s	s	s	s	s
N773	Renting and leasing of other machinery, equipment and tangible goods, n.e.c.	-	-	11,414	3,198	3,730	191,109
N781	Activities of employment placement agencies	-	-	1,528	280	17	29,583
N782	Temporary employment agency activities	86	-	6,266	10,295	4,700	42,067
N791	Travel agency and tour operator activities	-	-	1,785	756	419	10,989
N799	Other reservation service and related activities	-	389	3,098	2	73	11,232
N801	Private security activities	-	-	2,368	3,099	1,131	10,478
N803	Investigation activities	s	s	s	s	s	s
N811	Combined facilities support activities	s	s	s	s	s	s
N812	Cleaning activities	-	-	1,014	1,018	84	16,291
N813	Landscape care and maintenance service activities	s	s	s	s	s	s
N822	Call centers and other related activities	10,599	46,542	473,214	148,352	70,067	8,015,983
N829	Business support service activities, n.e.c.	9	-	854	28	-	3,997
	VIII - Eastern Visayas	543	-	757	890	1,105	26,259
N773	Renting and leasing of other machinery, equipment and tangible goods, n.e.c.	s	s	s	s	s	s
N781	Activities of employment placement agencies	s	s	s	s	s	s
N782	Temporary employment agency activities	543	-	547	811	892	2,942
N801	Private security activities	-	-	9	7	75	121
	IX - Zamboanga Peninsula	-	-	5,155	2,805	3,821	19,995
N781	Activities of employment placement agencies	s	s	s	s	s	s
N782	Temporary employment agency activities	s	s	s	s	s	s
N791	Travel agency and tour operator activities	s	s	s	s	s	s
N801	Private security activities	-	-	884	718	637	5,234

Continued

Table 5a.3 --Concluded

2009 PSIC Code	Region/Industry Description	Non-Industrial Services Done by Others					
		Rental expense from office equipment	Other rental expenses	Communication expense	Insurance expense	Transport service expense	Other non-industrial services
		(6)	(7)	(8)	(9)	(10)	(11)
	X - Northern Mindanao	1,115	1,480	23,298	4,071	1,493	85,258
N773	Renting and leasing of other machinery, equipment and tangible goods, n.e.c.	s	s	s	s	s	s
N781	Activities of employment placement agencies	-	-	4,046	607	-	37,737
N782	Temporary employment agency activities	-	-	389	637	773	1,793
N799	Other reservation service and related activities	s	s	s	s	s	s
N801	Private security activities	-	-	900	457	382	2,362
N812	Cleaning activities	-	-	329	463	153	5616
N822	Call centers and other related activities	1,115	1,480	17,299	1,803	-	31,639
N829	Business support service activities, n.e.c.	s	s	s	s	s	s
	XI - Davao	3,330	-	89,074	13,525	20,679	366,882
N773	Renting and leasing of other machinery, equipment and tangible goods, n.e.c.	s	s	s	s	s	s
N781	Activities of employment placement agencies	-	-	887	1405	3503	17003
N782	Temporary employment agency activities	217	-	2,814	2,007	2,217	33,930
N799	Other reservation service and related activities	s	s	s	s	s	s
N801	Private security activities	-	-	2,574	2,663	551	34,431
N812	Cleaning activities	-	-	433	251	368	10,427
N822	Call centers and other related activities	3105	-	79657	6695	13334	255,781
N829	Business support service activities, n.e.c.	8	-	328	371	519	2,175
	XII - SOCCSKSARGEN	1,531	-	5,997	4,563	11,593	145,168
N781	Activities of employment placement agencies	s	s	s	s	s	s
N782	Temporary employment agency activities	105	-	5,178	4,239	11,445	135,886
N801	Private security activities	-	-	200	212	106	1,354
N802	Security systems service activities	s	s	s	s	s	s
N822	Call centers and other related activities	s	s	s	s	s	s
	XIII-Caraga	-	-	427	266	321	4024
N801	Private security activities }	-	-	427	266	321	4,024
	ARMM						
N812	Cleaning activities }						

TABLE 5a.4 Number of Establishments and Cost of Goods Sold for Administrative and Support Service Activities Establishments with Total Employment of 20 and Over by Region and Industry Sub-Class: Philippines, 2017

(Values are in thousand pesos, except for number of establishments.)

Details may not add-up to total due to rounding and/or statistical disclosure control.)

2009 PSIC Code	Region/Industry Description	Number of Establishments	Cost of Goods Sold			
			Total	Goods for Resale Inventories, Beginning	Goods Purchased for Resale	Goods for Resale Inventories, Ending
		(1)	(2)	(3)	(4)	(5)
	Philippines	1,872	4,710,823	582,394	4,681,963	553,534
N771	Renting and leasing of motor vehicles	s	s	s	s	s
N772	Renting and leasing of personal and household goods	10	2,279	-	2,279	-
N773	Renting and leasing of other machinery, equipment and tangible goods, n.e.c.	40	355,753	266,346	307,569	218,162
N781	Activities of employment placement agencies	276	64,457	12,592	58,970	7,105
N782	Temporary employment agency activities	308	391,973	51,710	419,450	79,187
N783	Other human resources provision	s	s	s	s	s
N791	Travel agency and tour operator activities	75	-	-	-	-
N799	Other reservation service and related activities	25	9,989	-	9,989	-
N801	Private security activities	380	6,837	419	6,717	299
N802	Security systems service activities	10	140,886	186,393	163,484	208,991
N803	Investigation activities	3	18,256	2,853	18,162	2,759
N811	Combined facilities support activities	5	20,069	930	47,736	28,596
N812	Cleaning activities	79	2,455,242	1,474	2,455,849	2,082
N813	Landscape care and maintenance service activities	5	-	-	-	-
N821	Office administrative and support activities	9	25,131	1,159	24,996	1,024
N822	Call centers and other related activities	580	1,219,953	58,520	1,166,762	5,329
N823	Organization of conventions and trade shows	10	-	-	-	-
N829	Business support service activities, n.e.c.	54	-	-	-	-
	NCR	1,174	4,165,357	494,067	4,093,449	422,159
N771	Renting and leasing of motor vehicles	s	s	s	s	s
N772	Renting and leasing of personal and household goods	8	2,279	-	2,279	-
N773	Renting and leasing of other machinery, equipment and tangible goods, n.e.c.	23	293,614	243,669	251,920	201,975
N781	Activities of employment placement agencies	215	-	-	-	-
N782	Temporary employment agency activities	122	9	-	9	-
N783	Other human resources provision	s	s	s	s	s
N791	Travel agency and tour operator activities	69	-	-	-	-
N799	Other reservation service and related activities	17	9,989	-	9,989	-
N801	Private security activities	191	-	-	-	-
N802	Security systems service activities	9	140,886	186,393	163,484	208,991
N803	Investigation activities	s	s	s	s	s
N811	Combined facilities support activities	3	-	-	-	-
N812	Cleaning activities	49	2,455,242	1,474	2,455,849	2,082
N813	Landscape care and maintenance service activities	s	s	s	s	s
N821	Office administrative and support activities	8	25,131	1,159	24,996	1,024
N822	Call centers and other related activities	403	1,219,953	58,520	1,166,762	5,329
N823	Organization of conventions and trade shows	10	-	-	-	-
N829	Business support service activities, n.e.c.	40	-	-	-	-

Continued

Table 5a.4 --Continued

2009 PSIC Code	Region/Industry Description	Number of Establishments	Cost of Goods Sold			
			Total	Goods for Resale Inventories, Beginning	Goods Purchased for Resale	Goods for Resale Inventories, Ending
		(1)	(2)	(3)	(4)	(5)
	CAR	19	-	-	-	-
N772	Renting and leasing of personal and household goods	s	s	s	s	s
N782	Temporary employment agency activities	s	s	s	s	s
N799	Other reservation service and related activities	s	s	s	s	s
N801	Private security activities	s	s	s	s	s
N812	Cleaning activities	s	s	s	s	s
N822	Call centers and other related activities	10	-	-	-	-
	I - Ilocos	12	-	-	-	-
N781	Activities of employment placement agencies	s	s	s	s	s
N782	Temporary employment agency activities	3	-	-	-	-
N801	Private security activities	5	-	-	-	-
N812	Cleaning activities	s	s	s	s	s
N822	Call centers and other related activities	s	s	s	s	s
	II - Cagayan Valley	4	539	409	417	287
N782	Temporary employment agency activities	s	s	s	s	s
N801	Private security activities	s	s	s	s	s
	III - Central Luzon	68	-	-	-	-
N781	Activities of employment placement agencies	7	-	-	-	-
N782	Temporary employment agency activities	12	-	-	-	-
N791	Travel agency and tour operator activities	s	s	s	s	s
N801	Private security activities	23	-	-	-	-
N812	Cleaning activities	5	-	-	-	-
N813	Landscape care and maintenance service activities	s	s	s	s	s
N821	Office administrative and support activities	s	s	s	s	s
N822	Call centers and other related activities	18	-	-	-	-
	IVA - CALABARZON	129	82,514	32,919	70,511	20,916
N773	Renting and leasing of other machinery, equipment and tangible goods, n.e.c.	5	62,139	22,677	55,649	16,187
N781	Activities of employment placement agencies	12	17,799	9,986	11,914	4,102
N782	Temporary employment agency activities	42	2,577	255	2,948	627
N801	Private security activities	35	-	-	-	-
N812	Cleaning activities	6	-	-	-	-
N813	Landscape care and maintenance service activities	s	s	s	s	s
N822	Call centers and other related activities	21	-	-	-	-
N829	Business support service activities, n.e.c.	7	-	-	-	-
	IVB - MIMAROPA	5	-	-	-	-
N782	Temporary employment agency activities	s	s	s	s	s
N791	Travel agency and tour operator activities	s	s	s	s	s

Continued

Table 5a.4 --Continued

2009 PSIC Code	Region/Industry Description	Number of Establishments	Cost of Goods Sold			
			Total	Goods for Resale Inventories, Beginning	Goods Purchased for Resale	Goods for Resale Inventories, Ending
		(1)	(2)	(3)	(4)	(5)
N799	Other reservation service and related activities	s	s	s	s	s
N812	Cleaning activities	s	s	s	s	s
	V - Bicol	11	-	-	-	-
N781	Activities of employment placement agencies	}				
N782	Temporary employment agency activities	}	3	-	-	-
N801	Private security activities		4	-	-	-
N822	Call centers and other related activities		4	-	-	-
	VI - Western Visayas	69	185,964	27,983	187,530	29,549
N773	Renting and leasing of other machinery, equipment and tangible goods, n.e.c.	s	s	s	s	s
N781	Activities of employment placement agencies	s	s	s	s	s
N782	Temporary employment agency activities	12	185,964	27,983	187,530	29,549
N801	Private security activities	22	-	-	-	-
N812	Cleaning activities	s	s	s	s	s
N822	Call centers and other related activities	22	-	-	-	-
	VII - Central Visayas	186	26,014	930	53,681	28,596
N772	Renting and leasing of personal and household goods	s	s	s	s	s
N773	Renting and leasing of other machinery, equipment and tangible goods, n.e.c.	5	-	-	-	-
N781	Activities of employment placement agencies	5	-	-	-	-
N782	Temporary employment agency activities	52	5,945	-	5,945	-
N791	Travel agency and tour operator activities	3	-	-	-	-
N799	Other reservation service and related activities	4	-	-	-	-
N801	Private security activities	24	-	-	-	-
N803	Investigation activities	s	s	s	s	s
N811	Combined facilities support activities	s	s	s	s	s
N812	Cleaning activities	6	-	-	-	-
N813	Landscape care and maintenance service activities	s	s	s	s	s
N822	Call centers and other related activities	79	-	-	-	-
N829	Business support service activities, n.e.c.	3	-	-	-	-
	VIII - Eastern Visayas	11	41,058	25	58,300	17,267
N773	Renting and leasing of other machinery, equipment and tangible goods, n.e.c.	s	s	s	s	s
N781	Activities of employment placement agencies	s	s	s	s	s
N782	Temporary employment agency activities	6	34,760	15	52,000	17,255
N801	Private security activities	2	6,298	10	6,300	12
	IX - Zamboanga Peninsula	24	51,070	4,571	51,228	4,729
N781	Activities of employment placement agencies	s	s	s	s	s
N782	Temporary employment agency activities	s	s	s	s	s

Continued

Table 5a.4 --Concluded

2009 PSIC Code	Region/Industry Description	Number of Establishments	Cost of Goods Sold			
			Total	Goods for Resale Inventories, Beginning	Goods Purchased for Resale	Goods for Resale Inventories, Ending
		(1)	(2)	(3)	(4)	(5)
N791	Travel agency and tour operator activities	s	s	s	s	s
N801	Private security activities	15	-	-	-	-
	X - Northern Mindanao	51	1,052	10,414	7,646	17,008
N773	Renting and leasing of other machinery, equipment and tangible goods, n.e.c.	s	s	s	s	s
N781	Activities of employment placement agencies	12	-	-	-	-
N782	Temporary employment agency activities	17	1,052	10,414	7,646	17,008
N799	Other reservation service and related activities	s	s	s	s	s
N801	Private security activities	11	-	-	-	-
N812	Cleaning activities	4	-	-	-	-
N822	Call centers and other related activities	3	-	-	-	-
N829	Business support service activities, n.e.c.	s	s	s	s	s
	XI - Davao	80	1,554	112	1,460	18
N773	Renting and leasing of other machinery, equipment and tangible goods, n.e.c.	s	s	s	s	s
N781	Activities of employment placement agencies	7	-	-	-	-
N782	Temporary employment agency activities	18	1,554	112	1,460	18
N799	Other reservation service and related activities	s	s	s	s	s
N801	Private security activities	27	-	-	-	-
N812	Cleaning activities	4	-	-	-	-
N822	Call centers and other related activities	18	-	-	-	-
N829	Business support service activities, n.e.c.	3	-	-	-	-
	XII - SOCCSKSARGEN	22	155,701	10,966	157,741	13,006
N781	Activities of employment placement agencies	s	s	s	s	s
N782	Temporary employment agency activities	11	147,468	9,724	149,241	11,497
N801	Private security activities	7	-	-	-	-
N802	Security systems service activities	s	s	s	s	s
N822	Call centers and other related activities	s	s	s	s	s
	XIII - Caraga	7	-	-	-	-
N801	Private security activities	}	7	-	-	-
	ARMM	}				
N812	Cleaning activities					

TABLE 5a.5 Number of Establishments and Taxes on Products and Other Taxes on Production for Administrative and Support Service Activities
Establishments with Total Employment of 20 and Over by Region and Industry Sub-Class: Philippines, 2017

(Values are in thousand pesos, except for number of establishments.

Details may not add-up to total due to rounding and/or statistical disclosure control.)

2009 PSIC Code	Region/Industry Description	Number of Establishments	Taxes on Products and Other Taxes on Production		
			Total	Taxes on Products	Other taxes on production
		(1)	(2)	(3)	(4)
	Philippines	1,872	2,172,818	340,037	1,832,781
N771	Renting and leasing of motor vehicles	s	s	s	s
N772	Renting and leasing of personal and household goods	10	1,633	-	1,633
N773	Renting and leasing of other machinery, equipment and tangible goods, n.e.c.	40	74,525	-	74,525
N781	Activities of employment placement agencies	276	166,188	57,839	108,349
N782	Temporary employment agency activities	308	269,607	28,751	240,856
N783	Other human resources provision	s	s	s	s
N791	Travel agency and tour operator activities	75	128,245	47,093	81,152
N799	Other reservation service and related activities	25	29,104	13,383	15,721
N801	Private security activities	380	124,316	9,976	114,340
N802	Security systems service activities	10	3,594	-	3,594
N803	Investigation activities	3	665	-	665
N811	Combined facilities support activities	5	10,500	-	10,500
N812	Cleaning activities	79	73,459	4,126	69,333
N813	Landscape care and maintenance service activities	5	3,668	25	3,643
N821	Office administrative and support activities	9	20,259	427	19,832
N822	Call centers and other related activities	580	1,131,429	151,977	979,452
N823	Organization of conventions and trade shows	10	11,020	-	11,020
N829	Business support service activities, n.e.c.	54	121,812	26,441	95,372
	NCR	1,174	1,686,389	295,738	1,390,651
N771	Renting and leasing of motor vehicles	s	s	s	s
N772	Renting and leasing of personal and household goods	8	1,473	-	1,473
N773	Renting and leasing of other machinery, equipment and tangible goods, n.e.c.	23	60,938	-	60,938
N781	Activities of employment placement agencies	215	150,197	56,758	93,439
N782	Temporary employment agency activities	122	186,507	20,963	165,544
N783	Other human resources provision	s	s	s	s
N791	Travel agency and tour operator activities	69	127,129	47,093	80,036
N799	Other reservation service and related activities	17	27,255	13,376	13,879
N801	Private security activities	191	78,087	3,455	74,632
N802	Security systems service activities	9	3,571	-	3,571
N803	Investigation activities	s	s	s	s
N811	Combined facilities support activities	3	8,763	-	8,763
N812	Cleaning activities	49	60,245	1,915	58,330
N813	Landscape care and maintenance service activities	s	s	s	s
N821	Office administrative and support activities	8	1,761	427	1,334
N822	Call centers and other related activities	403	881,729	151,750	729,979
N823	Organization of conventions and trade shows	10	11,020	-	11,020
N829	Business support service activities, n.e.c.	40	81,124	-	81,124

Continued

Table 5a.5 --Continued

2009 PSIC Code	Region/Industry Description	Number of Establishments	Taxes on Products and Other Taxes on Production		
			Total	Taxes on Products	Other taxes on production
		(1)	(2)	(3)	(4)
	CAR	19	5,395	35	5,360
N772	Renting and leasing of personal and household goods	s	s	s	s
N782	Temporary employment agency activities	s	s	s	s
N799	Other reservation service and related activities	s	s	s	s
N801	Private security activities	s	s	s	s
N812	Cleaning activities	s	s	s	s
N822	Call centers and other related activities	10	3,668	30	3,638
	I - Ilocos Region	12	4,848	-	4,848
N781	Activities of employment placement agencies	s	s	s	s
N782	Temporary employment agency activities	3	1,797	-	1,797
N801	Private security activities	5	1,575	-	1,575
N812	Cleaning activities	s	s	s	s
N822	Call centers and other related activities	s	s	s	s
	II - Cagayan Valley	4	271	72	199
N782	Temporary employment agency activities	s	s	s	s
N801	Private security activities	s	s	s	s
	III - Central Luzon	68	59,498	440	59,057
N781	Activities of employment placement agencies	7	201	-	201
N782	Temporary employment agency activities	12	24,134	-	24,134
N791	Travel agency and tour operator activities	s	s	s	s
N801	Private security activities	23	2,137	390	1,746
N812	Cleaning activities	5	6,388	50	6,338
N813	Landscape care and maintenance service activities	s	s	s	s
N821	Office administrative and support activities	s	s	s	s
N822	Call centers and other related activities	18	7,811	-	7,811
	IVA - CALABARZON	129	174,454	26,401	148,053
N773	Renting and leasing of other machinery, equipment and tangible goods, n.e.c.	5	6,205	-	6,205
N781	Activities of employment placement agencies	12	5,780	1,071	4,709
N782	Temporary employment agency activities	42	21,179	3,032	18,147
N801	Private security activities	35	8,795	29	8,767
N812	Cleaning activities	6	1,271	-	1,271
N813	Landscape care and maintenance service activities	s	s	s	s
N822	Call centers and other related activities	21	95,587	16	95,571
N829	Business support service activities, n.e.c.	7	35,627	22,253	13,374
	IVB - MIMAROPA	5	306	7	299
N782	Temporary employment agency activities	s	s	s	s
N791	Travel agency and tour operator activities	s	s	s	s
N799	Other reservation service and related activities	s	s	s	s

Continued

Table 5a.5 --Continued

2009 PSIC Code	Region/Industry Description	Number of Establishments	Taxes on Products and Other Taxes on Production		
			Total	Taxes on Products	Other taxes on production
		(1)	(2)	(3)	(4)
N812	Cleaning activities	s	s	s	s
	V - Bicol Region	11	1,765	-	1,765
N781	Activities of employment placement agencies	}			
N782	Temporary employment agency activities	}	207	-	207
N801	Private security activities	4	1,402	-	1,402
N822	Call centers and other related activities	4	156	-	156
	VI - Western Visayas	69	32,036	783	31,253
N773	Renting and leasing of other machinery, equipment and tangible goods, n.e.c.	s	s	s	s
N781	Activities of employment placement agencies	s	s	s	s
N782	Temporary employment agency activities	12	4,501	21	4,479
N801	Private security activities	22	7,720	762	6,958
N812	Cleaning activities	s	s	s	s
N822	Call centers and other related activities	22	17,895	-	17,895
	VII - Central Visayas	186	152,227	9,601	142,626
N772	Renting and leasing of personal and household goods	s	s	s	s
N773	Renting and leasing of other machinery, equipment and tangible goods, n.e.c.	5	6,014	-	6,014
N781	Activities of employment placement agencies	5	2,177	-	2,177
N782	Temporary employment agency activities	52	11,875	-	11,875
N791	Travel agency and tour operator activities	3	417	-	417
N799	Other reservation service and related activities	4	380	-	380
N801	Private security activities	24	8,365	3,294	5,071
N803	Investigation activities	s	s	s	s
N811	Combined facilities support activities	s	s	s	s
N812	Cleaning activities	6	2,940	1,913	1,027
N813	Landscape care and maintenance service activities	s	s	s	s
N822	Call centers and other related activities	79	113,402	181	113,221
N829	Business support service activities, n.e.c.	3	4,580	4,188	393
	VIII - Eastern Visayas	11	1,310	364	946
N773	Renting and leasing of other machinery, equipment and tangible goods, n.e.c.	s	s	s	s
N781	Activities of employment placement agencies	s	s	s	s
N782	Temporary employment agency activities	6	758	364	394
N801	Private security activities	2	318	-	318
	IX - Zamboanga Peninsula	24	3,505	-	3,505
N781	Activities of employment placement agencies	s	s	s	s
N782	Temporary employment agency activities	s	s	s	s
N791	Travel agency and tour operator activities	s	s	s	s
N801	Private security activities	15	2,462	-	2,462

Continued

Table 5a.5 --Concluded

2009 PSIC Code	Region/Industry Description	Number of Establishments	Taxes on Products and Other Taxes on Production			
			Total	Taxes on Products	Other taxes on production	
		(1)	(2)	(3)	(4)	
	X - Northern Mindanao	51	15,703	2,157	13,546	
N773	Renting and leasing of other machinery, equipment and tangible goods, n.e.c.	s	s	s	s	
N781	Activities of employment placement agencies	12	3,424	10	3,414	
N782	Temporary employment agency activities	17	3,592	1,126	2,466	
N799	Other reservation service and related activities	s	s	s	s	
N801	Private security activities	11	2,956	889	2,068	
N812	Cleaning activities	4	592	132	459	
N822	Call centers and other related activities	3	3,969	-	3,969	
N829	Business support service activities, n.e.c.	s	s	s	s	
	XI - Davao Region	80	26,758	3,787	22,972	
N773	Renting and leasing of other machinery, equipment and tangible goods, n.e.c.	s	s	s	s	
N781	Activities of employment placement agencies	7	1,918	-	1,918	
N782	Temporary employment agency activities	18	8,770	3,244	5,526	
N799	Other reservation service and related activities	s	s	s	s	
N801	Private security activities	27	7,200	428	6,772	
N812	Cleaning activities	4	1,128	115	1,013	
N822	Call centers and other related activities	18	6,632	-	6,632	
N829	Business support service activities, n.e.c.	3	151	-	151	
	XII - SOCCSKSARGEN	22	7,413	381	7,032	
N781	Activities of employment placement agencies	s	s	s	s	
N782	Temporary employment agency activities	11	5,732	-	5,732	
N801	Private security activities	7	1,362	381	980	
N802	Security systems service activities	s	s	s	s	
N822	Call centers and other related activities	s	s	s	s	
	XIII - Caraga	7	942	270	671	
N801	Private security activities	}	7	942	270	671
	ARMM	}				
N812	Cleaning activities					

TABLE 5a.6 Number of Establishments and Other Expense by Type for Administrative and Support Service Activities Establishments with Total Employment of 20 and Over by Region and Industry Sub-Class: Philippines, 2017

(Values are in thousand pesos, except for number of establishments.)

Details may not add-up to total due to rounding and/or statistical disclosure control.)

2009 PSIC Code	Region/Industry Description	Number of Establishments	Other Expense					Others
			Total	Foreign exchange losses	Charitable donations and grants	Bad and doubtful debts	Loss from sale of investment assets and marketable securities	
		(1)	(2)	(3)	(4)	(5)	(6)	(7)
	Philippines	1,872	12,655,205	5,704,378	117,041	867,251	79,416	5,887,120
N771	Renting and leasing of motor vehicles	s	s	s	s	s	s	s
N772	Renting and leasing of personal and household goods	10	5,196	-	285	200	-	4,711
N773	Renting and leasing of other machinery, equipment and tangible goods, n.e.c.	40	67,504	36,406	684	16,174	-	14,240
N781	Activities of employment placement agencies	276	677,242	26,292	6,008	596,784	101	48,056
N782	Temporary employment agency activities	308	299,510	28,095	20,633	39,026	6,428	205,328
N783	Other human resources provision	s	s	s	s	s	s	s
N791	Travel agency and tour operator activities	75	36,777	11,992	1,273	6,845	420	16,246
N799	Other reservation service and related activities	25	109,984	20,822	1,666	1,002	276	86,218
N801	Private security activities	380	106,878	73	9,572	8,020	367	88,846
N802	Security systems service activities	10	202	-	-	-	-	202
N803	Investigation activities	3	55	-	18	-	-	37
N811	Combined facilities support activities	5	7,385	-	-	6,714	-	671
N812	Cleaning activities	79	55,897	40	1,025	2,397	1,207	51,229
N813	Landscape care and maintenance service activities	5	770	-	-	-	-	770
N821	Office administrative and support activities	9	58,642	5,979	340	-	-	52,323
N822	Call centers and other related activities	580	11,012,988	5,570,134	74,863	189,322	70,618	5,108,052
N823	Organization of conventions and trade shows	10	143,040	-	-	-	-	143,040
N829	Business support service activities, n.e.c.	54	58,821	4,545	675	410	-	53,191
	NCR	1,174	7,230,374	2,962,311	93,270	808,409	65,874	3,300,511
N771	Renting and leasing of motor vehicles	s	s	s	s	s	s	s
N772	Renting and leasing of personal and household goods	8	5,037	-	234	100	-	4,703
N773	Renting and leasing of other machinery, equipment and tangible goods, n.e.c.	23	59,014	36,399	73	11,280	-	11,261
N781	Activities of employment placement agencies	215	660,594	26,292	3,928	590,698	-	39,676
N782	Temporary employment agency activities	122	213,106	17,824	14,034	23,274	2,259	155,715
N783	Other human resources provision	s	s	s	s	s	s	s
N791	Travel agency and tour operator activities	69	34,970	11,992	375	6,845	-	15,758
N799	Other reservation service and related activities	17	47,870	-	1,666	1,002	-	45,202
N801	Private security activities	191	82,407	14	6,094	6,778	81	69,440
N802	Security systems service activities	9	202	-	-	-	-	202
N803	Investigation activities	s	s	s	s	s	s	s
N811	Combined facilities support activities	3	7,385	-	-	6,714	-	671
N812	Cleaning activities	49	53,454	-	592	1,719	1,207	49,938
N813	Landscape care and maintenance service activities	s	s	s	s	s	s	s
N821	Office administrative and support activities	8	340	-	340	-	-	-
N822	Call centers and other related activities	403	5,854,240	2,865,556	65,246	159,234	62,328	2,701,876

Continued

Table 5a.6 --Continued

2009 PSIC Code	Region/Industry Description	Number of Establishments	Other Expense					
			Total	Foreign exchange losses	Charitable donations and grants	Bad and doubtful debts	Loss from sale of investment assets and marketable securities	Others
		(1)	(2)	(3)	(4)	(5)	(6)	(7)
N823	Organization of conventions and trade shows	10	143,040	-	-	-	-	143,040
N829	Business support service activities, n.e.c.	40	54,360	4,232	672	410	-	49,045
	CAR	19	200,017	51,714	6	2	276	148,019
N772	Renting and leasing of personal and household goods	s	s	s	s	s	s	s
N782	Temporary employment agency activities	s	s	s	s	s	s	s
N799	Other reservation service and related activities	s	s	s	s	s	s	s
N801	Private security activities	s	s	s	s	s	s	s
N812	Cleaning activities	s	s	s	s	s	s	s
N822	Call centers and other related activities	10	139,015	31,963	-	-	-	107,052
	I - Ilocos	12	4,080	228	66	-	-	3,785
N781	Activities of employment placement agencies	s	s	s	s	s	s	s
N782	Temporary employment agency activities	3	221	-	5	-	-	217
N801	Private security activities	5	3,451	-	62	-	-	3,389
N812	Cleaning activities	s	s	s	s	s	s	s
N822	Call centers and other related activities	s	s	s	s	s	s	s
	II - Cagayan Valley	4	288	-	2	-	286	-
N782	Temporary employment agency activities	s	s	s	s	s	s	s
N801	Private security activities	s	s	s	s	s	s	s
	III - Central Luzon	68	1,948,651	1,097,938	4,851	869	336	844,657
N781	Activities of employment placement agencies	7	1	-	-	-	-	1
N782	Temporary employment agency activities	12	1,297	-	50	90	-	1,158
N791	Travel agency and tour operator activities	s	s	s	s	s	s	s
N801	Private security activities	23	2,566	-	1,063	110	-	1,393
N812	Cleaning activities	5	12	-	-	12	-	-
N813	Landscape care and maintenance service activities	s	s	s	s	s	s	s
N821	Office administrative and support activities	s	s	s	s	s	s	s
N822	Call centers and other related activities	18	1,886,037	1,091,959	3,738	658	336	789,346
	IVA - CALABARZON	129	313,049	151,117	3,292	16,009	5,689	136,941
N773	Renting and leasing of other machinery, equipment and tangible goods, n.e.c.	5	6,949	-	524	4,894	-	1,530
N781	Activities of employment placement agencies	12	4,132	-	298	2,359	-	1,474
N782	Temporary employment agency activities	42	27,539	9,035	1,333	7,800	4,169	5,201
N801	Private security activities	35	5,475	-	903	134	-	4,438
N812	Cleaning activities	6	346	-	183	43	-	120
N813	Landscape care and maintenance service activities	s	s	s	s	s	s	s
N822	Call centers and other related activities	21	264,148	141,769	48	778	1,520	120,033
N829	Business support service activities, n.e.c.	7	4,228	313	4	-	-	3,911

Continued

Table 5a.6 --Continued

2009 PSIC Code	Region/Industry Description	Number of Establishments	Other Expense					
			Total	Foreign exchange losses	Charitable donations and grants	Bad and doubtful debts	Loss from sale of investment assets and marketable securities	Others
	IVB - MIMAROPA	5	513	-	93	-	420	-
N782	Temporary employment agency activities	s	s	s	s	s	s	s
N791	Travel agency and tour operator activities	s	s	s	s	s	s	s
N799	Other reservation service and related activities	s	s	s	s	s	s	s
N812	Cleaning activities	s	s	s	s	s	s	s
	V - Bicol	11	903,409	538,585	23	16	156	364,629
N781	Activities of employment placement agencies }							
N782	Temporary employment agency activities }	3	3,798	-	5	16	-	3,777
N801	Private security activities	4	18	-	18	-	-	-
N822	Call centers and other related activities	4	899,593	538,585	-	-	156	360,852
	VI - Western Visayas	69	202,705	63,560	5,046	29,312	444	104,343
N773	Renting and leasing of other machinery, equipment and tangible goods, n.e.c.	s	s	s	s	s	s	s
N781	Activities of employment placement agencies	s	s	s	s	s	s	s
N782	Temporary employment agency activities	12	7,602	-	3,380	4,083	-	139
N801	Private security activities	22	4,395	-	401	125	-	3,869
N812	Cleaning activities	s	s	s	s	s	s	s
N822	Call centers and other related activities	22	189,744	63,560	1,074	25,103	444	99,562
	VII - Central Visayas	186	757,016	321,957	6,667	6,473	3,479	418,441
N772	Renting and leasing of personal and household goods	s	s	s	s	s	s	s
N773	Renting and leasing of other machinery, equipment and tangible goods, n.e.c.	5	1,344	7	-	-	-	1,337
N781	Activities of employment placement agencies	5	2,865	-	10	2,855	-	-
N782	Temporary employment agency activities	52	15,119	1,208	1,549	785	-	11,577
N791	Travel agency and tour operator activities	3	1,188	-	805	-	-	383
N799	Other reservation service and related activities	4	1,133	1,071	-	-	-	63
N801	Private security activities	24	1,000	59	135	-	-	805
N803	Investigation activities	s	s	s	s	s	s	s
N811	Combined facilities support activities	s	s	s	s	s	s	s
N812	Cleaning activities	6	990	40	-	624	-	326
N813	Landscape care and maintenance service activities	s	s	s	s	s	s	s
N822	Call centers and other related activities	79	733,112	319,573	4,117	2,108	3,479	403,834
N829	Business support service activities, n.e.c.	3	-	-	-	-	-	-
	VIII - Eastern Visayas	11	5,592	-	38	-	-	5,554
N773	Renting and leasing of other machinery, equipment and tangible goods, n.e.c.	s	s	s	s	s	s	s
N781	Activities of employment placement agencies	s	s	s	s	s	s	s
N782	Temporary employment agency activities	6	5,550	-	35	-	-	5,515

Continued

Table 5a.6 --Concluded

2009 PSIC Code	Region/Industry Description	Number of Establishments	Other Expense					
			Total	Foreign exchange losses	Charitable donations and grants	Bad and doubtful debts	Loss from sale of investment assets and marketable securities	Others
N801	Private security activities	2	-	-	-	-	-	-
	IX - Zamboanga Peninsula	24	1,228	-	5	8	101	1,114
N781	Activities of employment placement agencies	s	s	s	s	s	s	s
N782	Temporary employment agency activities	s	s	s	s	s	s	s
N791	Travel agency and tour operator activities	s	s	s	s	s	s	s
N801	Private security activities	15	967	-	5	8	-	954
	X - Northern Mindanao	51	29,192	12,598	132	1,056	1,117	14,289
N773	Renting and leasing of other machinery, equipment and tangible goods, n.e.c.	s	s	s	s	s	s	s
N781	Activities of employment placement agencies	12	436	-	-	-	-	436
N782	Temporary employment agency activities	17	2,755	28	41	-	-	2,686
N799	Other reservation service and related activities	s	s	s	s	s	s	s
N801	Private security activities	11	370	-	4	-	-	367
N812	Cleaning activities	4	93	-	-	-	-	93
N822	Call centers and other related activities	3	25,234	12,571	-	1,056	1,117	10,491
N829	Business support service activities, n.e.c.	s	s	s	s	s	s	s
	XI - Davao	80	1,036,940	504,370	3,059	1,250	1,238	527,024
N773	Renting and leasing of other machinery, equipment and tangible goods, n.e.c.	s	s	s	s	s	s	s
N781	Activities of employment placement agencies	7	2,631	-	1,248	-	-	1,383
N782	Temporary employment agency activities	18	5,896	-	90	10	-	5,796
N799	Other reservation service and related activities	s	s	s	s	s	s	s
N801	Private security activities	27	5,684	-	831	855	-	3,998
N812	Cleaning activities	4	1,003	-	250	-	-	753
N822	Call centers and other related activities	18	1,021,638	504,370	640	385	1,238	515,005
N829	Business support service activities, n.e.c.	3	17	-	-	-	-	17
	XII - SOCCSKSARGEN	22	21,988	-	480	3,848	-	17,661
N781	Activities of employment placement agencies	s	s	s	s	s	s	s
N782	Temporary employment agency activities	11	20,338	-	104	2,965	-	17,270
N801	Private security activities	7	91	-	45	11	-	35
N802	Security systems service activities	s	s	s	s	s	s	s
N822	Call centers and other related activities	s	s	s	s	s	s	s
	XIII - Caraga	7	162	-	11	-	-	151
N801	Private security activities	}	7	162	-	11	-	151
	ARMM	}						
N812	Cleaning activities							

TABLE 6a Number of Establishments and Capital Expenditures by Type of Tangible Fixed Assets for Administrative and Support Service Activities
Establishments with Total Employment of 20 and Over by Region and Industry Sub-Class: Philippines, 2017
(Values are in thousand pesos, except for number of establishments.
Details may not add-up to total due to rounding and/or statistical disclosure control.)

2009 PSIC Code	Region/Industry Description	Number of Establishments	Capital Expenditures for Tangible Fixed Assets				
			Total	Land	Buildings, Other Structures and Land Improvements	Transport Equipment	ICT Machinery and Equipment
		(1)	(2)	(3)	(4)	(5)	(6)
	Philippines	1,872	11,350,198	132,637	3,000,766	1,248,644	4,707,184
N771	Renting and leasing of motor vehicles	s	s	s	s	s	s
N772	Renting and leasing of personal and household goods	10	18,876	10,000	331	707	-
N773	Renting and leasing of other machinery, equipment and tangible goods, n.e.c.	40	559,860	-	4,143	135,175	4,104
N781	Activities of employment placement agencies	276	191,632	-	63,815	33,410	28,483
N782	Temporary employment agency activities	308	505,235	69,716	108,707	74,840	36,789
N783	Other human resources provision	s	s	s	s	s	s
N791	Travel agency and tour operator activities	75	24,222	-	15,891	2,132	4,841
N799	Other reservation service and related activities	25	430,056	-	244,391	7,263	176,878
N801	Private security activities	380	144,282	6,861	8,161	33,273	42,605
N802	Security systems service activities	10	1,652	-	-	880	282
N803	Investigation activities	3	2,419	-	-	998	850
N811	Combined facilities support activities	5	-	-	-	-	-
N812	Cleaning activities	79	85,976	1,206	3,697	26,733	6,981
N813	Landscape care and maintenance service activities	5	17,447	456	6,586	2,682	-
N821	Office administrative and support activities	9	103,420	-	53,858	1,001	35,760
N822	Call centers and other related activities	580	8,287,576	44,398	2,442,492	109,074	4,302,699
N823	Organization of conventions and trade shows	10	8,143	-	1,633	-	1,698
N829	Business support service activities, n.e.c.	54	81,246	-	11,841	1,804	36,137
	NCR	1,174	8,883,486	102,259	2,267,718	1,079,567	3,742,019
N771	Renting and leasing of motor vehicles	s	s	s	s	s	s
N772	Renting and leasing of personal and household goods	8	18,876	10,000	331	707	-
N773	Renting and leasing of other machinery, equipment and tangible goods, n.e.c.	23	387,572	-	4,143	19,293	-
N781	Activities of employment placement agencies	215	180,292	-	61,696	28,019	27,202
N782	Temporary employment agency activities	122	206,633	47,405	31,835	52,934	30,820
N783	Other human resources provision	s	s	s	s	s	s
N791	Travel agency and tour operator activities	69	22,291	-	14,391	2,132	4,549
N799	Other reservation service and related activities	17	423,161	-	243,891	7,145	172,126
N801	Private security activities	191	76,234	-	1,290	20,112	20,584
N802	Security systems service activities	9	1,652	-	-	880	282
N803	Investigation activities	s	s	s	s	s	s
N811	Combined facilities support activities	3	-	-	-	-	-
N812	Cleaning activities	49	78,986	-	1,599	23,698	6,622
N813	Landscape care and maintenance service activities	s	s	s	s	s	s
N821	Office administrative and support activities	8	10,949	-	214	1,001	4,469
N822	Call centers and other related activities	403	6,497,676	44,398	1,859,479	100,658	3,407,687
N823	Organization of conventions and trade shows	10	8,143	-	1,633	-	1,698
N829	Business support service activities, n.e.c.	40	70,444	-	8,674	1,274	36,054

Continued

Table 6a --Continued

2009 PSIC Code	Region/Industry Description	Number of Establishments	Capital Expenditures for Tangible Fixed Assets				
			Total	Land	Buildings, Other Structures and Land Improvements	Transport Equipment	ICT Machinery and Equipment
		(1)	(2)	(3)	(4)	(5)	(6)
	CAR	19	85,700	1,000	60,593	1,230	18,751
N772	Renting and leasing of personal and household goods	s	s	s	s	s	s
N782	Temporary employment agency activities	s	s	s	s	s	s
N799	Other reservation service and related activities	s	s	s	s	s	s
N801	Private security activities	s	s	s	s	s	s
N812	Cleaning activities	s	s	s	s	s	s
N822	Call centers and other related activities	10	80,337	-	58,533	-	18,751
	I - Ilocos	12	9,838	-	8,469	500	104
N781	Activities of employment placement agencies	s	s	s	s	s	s
N782	Temporary employment agency activities	3	-	-	-	-	-
N801	Private security activities	5	922	-	220	500	104
N812	Cleaning activities	s	s	s	s	s	s
N822	Call centers and other related activities	s	s	s	s	s	s
	II - Cagayan Valley	4	-	-	-	-	-
N782	Temporary employment agency activities	s	s	s	s	s	s
N801	Private security activities	s	s	s	s	s	s
	III - Central Luzon	68	459,147	1,500	126,167	4,014	254,877
N781	Activities of employment placement agencies	7	-	-	-	-	-
N782	Temporary employment agency activities	12	8,495	-	-	2,275	1,054
N791	Travel agency and tour operator activities	s	s	s	s	s	s
N801	Private security activities	23	2,903	1,500	-	-	214
N812	Cleaning activities	5	-	-	-	-	-
N813	Landscape care and maintenance service activities	s	s	s	s	s	s
N821	Office administrative and support activities	s	s	s	s	s	s
N822	Call centers and other related activities	18	347,832	-	69,258	1,101	222,318
	IVA - CALABARZON	129	496,119	428	63,260	109,043	140,218
N773	Renting and leasing of other machinery, equipment and tangible goods, n.e.c.	5	105,240	-	-	94,568	-
N781	Activities of employment placement agencies	12	10,682	-	2,119	5,391	636
N782	Temporary employment agency activities	42	123,849	428	10,799	5,152	2,297
N801	Private security activities	35	13,756	-	218	1,927	5,318
N812	Cleaning activities	6	817	-	500	7	240
N813	Landscape care and maintenance service activities	s	s	s	s	s	s
N822	Call centers and other related activities	21	231,630	-	46,481	1,998	131,727
N829	Business support service activities, n.e.c.	7	10,145	-	3,142	-	-
	IVB - MIMAROPA	5	446	-	-	-	280
N782	Temporary employment agency activities	s	s	s	s	s	s
N791	Travel agency and tour operator activities	s	s	s	s	s	s

Continued

Table 6a --Continued

2009 PSIC Code	Region/Industry Description	Number of Establishments	Capital Expenditures for Tangible Fixed Assets				
			Total	Land	Buildings, Other Structures and Land Improvements	Transport Equipment	ICT Machinery and Equipment
N799	Other reservation service and related activities	s	s	s	s	s	s
N812	Cleaning activities	s	s	s	s	s	s
	V - Bicol	11	35,683	-	5,195	99	25,119
N781	Activities of employment placement agencies }						
N782	Temporary employment agency activities }	3	-	-	-	-	-
N801	Private security activities	4	-	-	-	-	-
N822	Call centers and other related activities	4	35,683	-	5,195	99	25,119
	VI - Western Visayas	69	147,202	-	44,518	3,271	69,166
N773	Renting and leasing of other machinery, equipment and tangible goods, n.e.c.	s	s	s	s	s	s
N781	Activities of employment placement agencies	s	s	s	s	s	s
N782	Temporary employment agency activities	12	36	-	-	-	-
N801	Private security activities	22	2,303	-	-	2,060	34
N812	Cleaning activities	s	s	s	s	s	s
N822	Call centers and other related activities	22	144,864	-	44,518	1,210	69,132
	VII - Central Visayas	186	921,877	2,116	315,046	34,815	399,568
N772	Renting and leasing of personal and household goods	s	s	s	s	s	s
N773	Renting and leasing of other machinery, equipment and tangible goods, n.e.c.	5	28,318	-	-	21,071	4,104
N781	Activities of employment placement agencies	5	118	-	-	-	118
N782	Temporary employment agency activities	52	33,778	116	1,184	7,489	574
N791	Travel agency and tour operator activities	3	1,513	-	1,500	-	13
N799	Other reservation service and related activities	4	4,216	-	500	59	2,909
N801	Private security activities	24	6,719	2,000	480	1,647	1,785
N803	Investigation activities	s	s	s	s	s	s
N811	Combined facilities support activities	s	s	s	s	s	s
N812	Cleaning activities	6	121	-	55	12	-
N813	Landscape care and maintenance service activities	s	s	s	s	s	s
N822	Call centers and other related activities	79	846,460	-	311,328	4,008	389,983
N829	Business support service activities, n.e.c.	3	633	-	-	530	84
	VIII - Eastern Visayas	11	11,283	-	-	296	1,520
N773	Renting and leasing of other machinery, equipment and tangible goods, n.e.c.	s	s	s	s	s	s
N781	Activities of employment placement agencies	s	s	s	s	s	s
N782	Temporary employment agency activities	6	2,432	-	-	54	720
N801	Private security activities	2	844	-	-	-	800
	IX - Zamboanga Peninsula	24	761	-	-	-	-
N781	Activities of employment placement agencies	s	s	s	s	s	s
N782	Temporary employment agency activities	s	s	s	s	s	s

Continued

Table 6a --Continued

2009 PSIC Code	Region/Industry Description	Number of Establishments	Capital Expenditures for Tangible Fixed Assets				
			Total	Land	Buildings, Other Structures and Land Improvements	Transport Equipment	ICT Machinery and Equipment
N791	Travel agency and tour operator activities	s	s	s	s	s	s
N801	Private security activities	15	761	-	-	-	-
	X - Northern Mindanao	51	33,606	1,623	12,507	4,421	2,544
N773	Renting and leasing of other machinery, equipment and tangible goods, n.e.c.	s	s	s	s	s	s
N781	Activities of employment placement agencies	12	-	-	-	-	-
N782	Temporary employment agency activities	17	27,239	718	12,431	2,033	551
N799	Other reservation service and related activities	s	s	s	s	s	s
N801	Private security activities	11	4,066	-	-	2,383	749
N812	Cleaning activities	4	1,008	906	27	6	0
N822	Call centers and other related activities	3	1,293	-	50	-	1,243
N829	Business support service activities, n.e.c.	s	s	s	s	s	s
	XI - Davao	80	157,438	2,361	43,370	5,126	51,455
N773	Renting and leasing of other machinery, equipment and tangible goods, n.e.c.	s	s	s	s	s	s
N781	Activities of employment placement agencies	7	-	-	-	-	-
N782	Temporary employment agency activities	18	2,901	-	-	2,822	-
N799	Other reservation service and related activities	s	s	s	s	s	s
N801	Private security activities	27	28,137	2,361	3,893	2,234	12,874
N812	Cleaning activities	4	114	-	52	11	-
N822	Call centers and other related activities	18	92,886	-	39,400	-	36,738
N829	Business support service activities, n.e.c.	3	25	-	25	-	-
	XII - SOCCSKSARGEN	22	102,684	21,050	52,458	3,261	1,441
N781	Activities of employment placement agencies	s	s	s	s	s	s
N782	Temporary employment agency activities	11	99,870	21,050	52,458	2,081	772
N801	Private security activities	7	2,275	-	-	1,180	142
N802	Security systems service activities	s	s	s	s	s	s
N822	Call centers and other related activities	s	s	s	s	s	s
	XIII - Caraga	7	4,929	300	1,464	3,000	120
N801	Private security activities }	7	4,929	300	1,464	3,000	120
	ARMM }						
N812	Cleaning activities						

Continued

Table 6a --Continued

2009 PSIC Code	Region/Industry Description	Capital Expenditures for Tangible Fixed Assets					
		Specialized Industrial Machineries	General Industrial machineries	Other Machinery and Equipment	Library Books	Valuables	Other Tangible Fixed Assets
		(7)	(8)	(9)	(10)	(11)	(12)
	Philippines	47,040	380,185	765,417	-	9,149	1,059,178
N771	Renting and leasing of motor vehicles	s	s	s	s	s	s
N772	Renting and leasing of personal and household goods	-	-	7,378	-	-	459
N773	Renting and leasing of other machinery, equipment and tangible goods, n.e.c.	-	51,049	363,844	-	-	1,547
N781	Activities of employment placement agencies	-	51,633	-	-	-	14,291
N782	Temporary employment agency activities	1,087	33,779	115,215	-	-	65,102
N783	Other human resources provision	s	s	s	s	s	s
N791	Travel agency and tour operator activities	-	70	-	-	-	1,288
N799	Other reservation service and related activities	-	465	-	-	-	1,061
N801	Private security activities	7,164	13,798	14,011	-	4,454	13,955
N802	Security systems service activities	-	-	376	-	-	114
N803	Investigation activities	-	-	-	-	-	570
N811	Combined facilities support activities	-	-	-	-	-	-
N812	Cleaning activities	2,244	14,521	27,834	-	-	2,759
N813	Landscape care and maintenance service activities	-	6,838	-	-	-	884
N821	Office administrative and support activities	194	238	8,035	-	-	4,335
N822	Call centers and other related activities	32,038	185,487	226,034	-	4,694	940,658
N823	Organization of conventions and trade shows	4,311	-	-	-	-	502
N829	Business support service activities, n.e.c.	-	22,307	2,689	-	-	6,468
	NCR	39,025	245,362	566,348	-	8,947	832,241
N771	Renting and leasing of motor vehicles	s	s	s	s	s	s
N772	Renting and leasing of personal and household goods	-	-	7,378	-	-	459
N773	Renting and leasing of other machinery, equipment and tangible goods, n.e.c.	-	-	363,844	-	-	293
N781	Activities of employment placement agencies	-	49,652	-	-	-	13,723
N782	Temporary employment agency activities	1,051	1,505	698	-	-	40,385
N783	Other human resources provision	s	s	s	s	s	s
N791	Travel agency and tour operator activities	-	-	-	-	-	1,219
N799	Other reservation service and related activities	-	-	-	-	-	-
N801	Private security activities	1,651	11,546	9,184	-	4,454	7,412
N802	Security systems service activities	-	-	376	-	-	114
N803	Investigation activities	s	s	s	s	s	s
N811	Combined facilities support activities	-	-	-	-	-	-
N812	Cleaning activities	2,244	14,433	27,834	-	-	2,556
N813	Landscape care and maintenance service activities	s	s	s	s	s	s
N821	Office administrative and support activities	194	238	4,787	-	-	47
N822	Call centers and other related activities	29,573	147,635	149,558	-	4,492	754,196
N823	Organization of conventions and trade shows	4,311	-	-	-	-	502
N829	Business support service activities, n.e.c.	-	16,979	2,689	-	-	4,774

Continued

Table 6a --Continued

2009 PSIC Code	Region/Industry Description	Capital Expenditures for Tangible Fixed Assets					
		Specialized Industrial Machineries	General Industrial machineries	Other Machinery and Equipment	Library Books	Valuables	Other Tangible Fixed Assets
		(7)	(8)	(9)	(10)	(11)	(12)
	CAR	-	-	402	-	25	3,697
N772	Renting and leasing of personal and household goods	\$	\$	\$	\$	\$	\$
N782	Temporary employment agency activities	\$	\$	\$	\$	\$	\$
N799	Other reservation service and related activities	\$	\$	\$	\$	\$	\$
N801	Private security activities	\$	\$	\$	\$	\$	\$
N812	Cleaning activities	\$	\$	\$	\$	\$	\$
N822	Call centers and other related activities	-	-	402	-	25	2,625
	I - Ilocos	-	7	-	-	-	758
N781	Activities of employment placement agencies	\$	\$	\$	\$	\$	\$
N782	Temporary employment agency activities	-	-	-	-	-	-
N801	Private security activities	-	7	-	-	-	91
N812	Cleaning activities	\$	\$	\$	\$	\$	\$
N822	Call centers and other related activities	\$	\$	\$	\$	\$	\$
	II - Cagayan Valley	-	-	-	-	-	-
N782	Temporary employment agency activities	\$	\$	\$	\$	\$	\$
N801	Private security activities	\$	\$	\$	\$	\$	\$
	III - Central Luzon	-	8,612	25,126	-	23	38,827
N781	Activities of employment placement agencies	-	-	-	-	-	-
N782	Temporary employment agency activities	-	5,107	60	-	-	-
N791	Travel agency and tour operator activities	\$	\$	\$	\$	\$	\$
N801	Private security activities	-	-	893	-	-	296
N812	Cleaning activities	-	-	-	-	-	-
N813	Landscape care and maintenance service activities	\$	\$	\$	\$	\$	\$
N821	Office administrative and support activities	\$	\$	\$	\$	\$	\$
N822	Call centers and other related activities	-	41	20,925	-	23	34,165
	IVA - CALABARZON	-	21,122	120,692	-	9	41,349
N773	Renting and leasing of other machinery, equipment and tangible goods, n.e.c.	-	9,536	-	-	-	1,136
N781	Activities of employment placement agencies	-	1,981	-	-	-	556
N782	Temporary employment agency activities	-	1,717	94,524	-	-	8,932
N801	Private security activities	-	-	3,009	-	-	3,284
N812	Cleaning activities	-	-	-	-	-	70
N813	Landscape care and maintenance service activities	\$	\$	\$	\$	\$	\$
N822	Call centers and other related activities	-	2,560	23,159	-	9	25,696
N829	Business support service activities, n.e.c.	-	5,328	-	-	-	1,674
	IVB - MIMAROPA	-	97	-	-	-	69
N782	Temporary employment agency activities	\$	\$	\$	\$	\$	\$
N791	Travel agency and tour operator activities	\$	\$	\$	\$	\$	\$

Continued

Table 6a --Continued

2009 PSIC Code	Region/Industry Description	Capital Expenditures for Tangible Fixed Assets					
		Specialized Industrial Machineries	General Industrial machineries	Other Machinery and Equipment	Library Books	Valuables	Other Tangible Fixed Assets
		(7)	(8)	(9)	(10)	(11)	(12)
N799	Other reservation service and related activities	\$	\$	\$	\$	\$	\$
N812	Cleaning activities	\$	\$	\$	\$	\$	\$
	V - Bicol	-	-	2,346	-	-	2,924
N781	Activities of employment placement agencies }						
N782	Temporary employment agency activities }	-	-	-	-	-	-
N801	Private security activities	-	-	-	-	-	-
N822	Call centers and other related activities	-	-	2,346	-	-	2,924
	VI - Western Visayas	2,599	511	1,106	-	31	26,000
N773	Renting and leasing of other machinery, equipment and tangible goods, n.e.c.	\$	\$	\$	\$	\$	\$
N781	Activities of employment placement agencies	\$	\$	\$	\$	\$	\$
N782	Temporary employment agency activities	36	-	-	-	-	-
N801	Private security activities	97	-	-	-	-	111
N812	Cleaning activities	\$	\$	\$	\$	\$	\$
N822	Call centers and other related activities	2,465	511	1,106	-	31	25,889
	VII - Central Visayas	359	40,540	47,570	-	106	81,754
N772	Renting and leasing of personal and household goods	\$	\$	\$	\$	\$	\$
N773	Renting and leasing of other machinery, equipment and tangible goods, n.e.c.	-	3,063	-	-	-	81
N781	Activities of employment placement agencies	-	-	-	-	-	-
N782	Temporary employment agency activities	-	2,660	19,166	-	-	2,589
N791	Travel agency and tour operator activities	-	-	-	-	-	-
N799	Other reservation service and related activities	-	219	-	-	-	530
N801	Private security activities	359	-	-	-	-	448
N803	Investigation activities	\$	\$	\$	\$	\$	\$
N811	Combined facilities support activities	\$	\$	\$	\$	\$	\$
N812	Cleaning activities	-	-	-	-	-	55
N813	Landscape care and maintenance service activities	\$	\$	\$	\$	\$	\$
N822	Call centers and other related activities	-	34,598	28,404	-	106	78,032
N829	Business support service activities, n.e.c.	-	-	-	-	-	20
	VIII - Eastern Visayas	-	8,332	-	-	-	1,135
N773	Renting and leasing of other machinery, equipment and tangible goods, n.e.c.	\$	\$	\$	\$	\$	\$
N781	Activities of employment placement agencies	\$	\$	\$	\$	\$	\$
N782	Temporary employment agency activities	-	561	-	-	-	1,096
N801	Private security activities	-	44	-	-	-	-
	IX - Zamboanga Peninsula	-	-	-	-	-	761
N781	Activities of employment placement agencies	\$	\$	\$	\$	\$	\$
N782	Temporary employment agency activities	\$	\$	\$	\$	\$	\$

Continued

Table 6a --Concluded

2009 PSIC Code	Region/Industry Description	Capital Expenditures for Tangible Fixed Assets					
		Specialized Industrial Machineries	General Industrial machineries	Other Machinery and Equipment	Library Books	Valuables	Other Tangible Fixed Assets
		(7)	(8)	(9)	(10)	(11)	(12)
N791	Travel agency and tour operator activities	\$	\$	\$	\$	\$	\$
N801	Private security activities	-	-	-	-	-	761
	X - Northern Mindanao	-	12,280	-	-	-	231
N773	Renting and leasing of other machinery, equipment and tangible goods, n.e.c.	\$	\$	\$	\$	\$	\$
N781	Activities of employment placement agencies	-	-	-	-	-	-
N782	Temporary employment agency activities	-	11,507	-	-	-	-
N799	Other reservation service and related activities	\$	\$	\$	\$	\$	\$
N801	Private security activities	-	730	-	-	-	204
N812	Cleaning activities	-	44	-	-	-	27
N822	Call centers and other related activities	-	-	-	-	-	-
N829	Business support service activities, n.e.c.	\$	\$	\$	\$	\$	\$
	XI - Davao	5,057	32,527	151	-	8	17,382
N773	Renting and leasing of other machinery, equipment and tangible goods, n.e.c.	\$	\$	\$	\$	\$	\$
N781	Activities of employment placement agencies	-	-	-	-	-	-
N782	Temporary employment agency activities	-	-	8	-	-	71
N799	Other reservation service and related activities	\$	\$	\$	\$	\$	\$
N801	Private security activities	5,057	1,443	8	-	-	266
N812	Cleaning activities	-	-	-	-	-	52
N822	Call centers and other related activities	-	141	134	-	8	16,464
N829	Business support service activities, n.e.c.	-	-	-	-	-	-
	XII - SOCCSKSARGEN	-	10,749	1,676	-	-	12,049
N781	Activities of employment placement agencies	\$	\$	\$	\$	\$	\$
N782	Temporary employment agency activities	-	10,722	759	-	-	12,028
N801	Private security activities	-	27	917	-	-	9
N802	Security systems service activities	\$	\$	\$	\$	\$	\$
N822	Call centers and other related activities	\$	\$	\$	\$	\$	\$
	XIII - Caraga	-	45	-	-	-	-
N801	Private security activities	}	45	-	-	-	-
	ARMM	}					
N812	Cleaning activities						

TABLE 6a.1 Number of Establishments and Capital Expenditures for Directly Imported Tangible Fixed Assets for Administrative and Support Service Activities Establishments with Total Employment of 20 and Over by Region and Industry Sub-Class: Philippines, 2017

(Values are in thousand pesos, except for number of establishments.)

Details may not add-up to total due to rounding and/or statistical disclosure control.)

2009 PSIC Code	Region/Industry Description	Number of Establishments	Directly Imported Tangible Fixed Assets			
			Total	Transport Equipment	ICT Machinery and Equipment	Specialized Industrial Machineries
		(1)	(2)	(3)	(4)	(5)
	Philippines	1,872	-	-	7,267	
N771	Renting and leasing of motor vehicles	s	s	s	s	s
N772	Renting and leasing of personal and household goods	10	-	-	-	
N773	Renting and leasing of other machinery, equipment and tangible goods, n.e.c.	40	-	-	-	
N781	Activities of employment placement agencies	276	-	-	-	
N782	Temporary employment agency activities	308	-	-	-	
N783	Other human resources provision	s	s	s	s	s
N791	Travel agency and tour operator activities	75	-	-	-	
N799	Other reservation service and related activities	25	-	-	-	
N801	Private security activities	380	-	-	-	
N802	Security systems service activities	10	-	-	-	
N803	Investigation activities	3	-	-	-	
N811	Combined facilities support activities	5	-	-	-	
N812	Cleaning activities	79	-	-	-	
N813	Landscape care and maintenance service activities	5	-	-	-	
N821	Office administrative and support activities	9	-	-	1	
N822	Call centers and other related activities	580	-	-	7,267	
N823	Organization of conventions and trade shows	10	-	-	-	
N829	Business support service activities, n.e.c.	54	-	-	-	
	NCR	1,174	-	-	1	
N771	Renting and leasing of motor vehicles	s	s	s	s	s
N772	Renting and leasing of personal and household goods	8	-	-	-	
N773	Renting and leasing of other machinery, equipment and tangible goods, n.e.c.	23	-	-	-	
N781	Activities of employment placement agencies	215	-	-	-	
N782	Temporary employment agency activities	122	-	-	-	
N783	Other human resources provision	s	s	s	s	s
N791	Travel agency and tour operator activities	69	-	-	-	
N799	Other reservation service and related activities	17	-	-	-	
N801	Private security activities	191	-	-	-	
N802	Security systems service activities	9	-	-	-	
N803	Investigation activities	s	s	s	s	s
N811	Combined facilities support activities	3	-	-	-	
N812	Cleaning activities	49	-	-	-	
N813	Landscape care and maintenance service activities	s	s	s	s	s
N821	Office administrative and support activities	8	-	-	1	
N822	Call centers and other related activities	403	-	-	-	
N823	Organization of conventions and trade shows	10	-	-	-	
N829	Business support service activities, n.e.c.	40	-	-	-	

Continued

Table 6a.1 --Continued

2009 PSIC Code	Region/Industry Description	Number of Establishments	Directly Imported Tangible Fixed Assets			
			Total	Transport Equipment	ICT Machinery and Equipment	Specialized Industrial Machineries
			(1)	(2)	(3)	(4)
	CAR	19	-	-	-	-
N772	Renting and leasing of personal and household goods	s	s	s	s	s
N782	Temporary employment agency activities	s	s	s	s	s
N799	Other reservation service and related activities	s	s	s	s	s
N801	Private security activities	s	s	s	s	s
N812	Cleaning activities	s	s	s	s	s
N822	Call centers and other related activities	10	-	-	-	-
	I - Ilocos	12	-	-	-	-
N781	Activities of employment placement agencies	s	s	s	s	s
N782	Temporary employment agency activities	3	-	-	-	-
N801	Private security activities	5	-	-	-	-
N812	Cleaning activities	s	s	s	s	s
N822	Call centers and other related activities	s	s	s	s	s
	II - Cagayan Valley	4	-	-	-	-
N782	Temporary employment agency activities	s	s	s	s	s
N801	Private security activities	s	s	s	s	s
	III - Central Luzon	68	-	-	-	-
N781	Activities of employment placement agencies	7	-	-	-	-
N782	Temporary employment agency activities	12	-	-	-	-
N791	Travel agency and tour operator activities	s	s	s	s	s
N801	Private security activities	23	-	-	-	-
N812	Cleaning activities	5	-	-	-	-
N813	Landscape care and maintenance service activities	s	s	s	s	s
N821	Office administrative and support activities	s	s	s	s	s
N822	Call centers and other related activities	18	0	0	0	0
	IVA - CALABARZON	129	-	-	-	-
N773	Renting and leasing of other machinery, equipment and tangible goods, n.e.c.	5	-	-	-	-
N781	Activities of employment placement agencies	12	-	-	-	-
N782	Temporary employment agency activities	42	-	-	-	-
N801	Private security activities	35	-	-	-	-
N812	Cleaning activities	6	-	-	-	-
N813	Landscape care and maintenance service activities	s	s	s	s	s
N822	Call centers and other related activities	21	-	-	-	-
N829	Business support service activities, n.e.c.	7	-	-	-	-
	IVB - MIMAROPA	5	-	-	-	-
N782	Temporary employment agency activities	s	s	s	s	s
N791	Travel agency and tour operator activities	s	s	s	s	s

Continued

Table 6a.1 --Continued

2009 PSIC Code	Region/Industry Description	Number of Establishments	Directly Imported Tangible Fixed Assets			
			Total	Transport Equipment	ICT Machinery and Equipment	Specialized Industrial Machineries
N799	Other reservation service and related activities	s	s	s	s	s
N812	Cleaning activities	s	s	s	s	s
	V - Bicol	11	-	-	-	-
N781	Activities of employment placement agencies }					
N782	Temporary employment agency activities }	3	-	-	-	-
N801	Private security activities	4	-	-	-	-
N822	Call centers and other related activities	4	-	-	-	-
	VI - Western Visayas	69	-	-	-	-
N773	Renting and leasing of other machinery, equipment and tangible goods, n.e.c.	s	s	s	s	s
N781	Activities of employment placement agencies	s	s	s	s	s
N782	Temporary employment agency activities	12	-	-	-	-
N801	Private security activities	22	-	-	-	-
N812	Cleaning activities	s	s	s	s	s
N822	Call centers and other related activities	22	-	-	-	-
	VII - Central Visayas	186	-	-	7,267	-
N772	Renting and leasing of personal and household goods	s	s	s	s	s
N773	Renting and leasing of other machinery, equipment and tangible goods, n.e.c.	5	-	-	-	-
N781	Activities of employment placement agencies	5	-	-	-	-
N782	Temporary employment agency activities	52	-	-	-	-
N791	Travel agency and tour operator activities	3	-	-	-	-
N799	Other reservation service and related activities	4	-	-	-	-
N801	Private security activities	24	-	-	-	-
N803	Investigation activities	s	s	s	s	s
N811	Combined facilities support activities	s	s	s	s	s
N812	Cleaning activities	6	-	-	-	-
N813	Landscape care and maintenance service activities	s	s	s	s	s
N822	Call centers and other related activities	79	-	-	7,267	-
N829	Business support service activities, n.e.c.	3	-	-	-	-
	VIII - Eastern Visayas	11	-	-	-	-
N773	Renting and leasing of other machinery, equipment and tangible goods, n.e.c.	s	s	s	s	s
N781	Activities of employment placement agencies	s	s	s	s	s
N782	Temporary employment agency activities	6	-	-	-	-
N801	Private security activities	2	-	-	-	-
	IX - Zamboanga Peninsula	24	-	-	-	-
N781	Activities of employment placement agencies	s	s	s	s	s
N782	Temporary employment agency activities	s	s	s	s	s

Continued

Table 6a.1 –Continued

2009 PSIC Code	Region/Industry Description	Number of Establishments	Directly Imported Tangible Fixed Assets			
			Total	Transport Equipment	ICT Machinery and Equipment	Specialized Industrial Machineries
		(1)	(2)	(3)	(4)	(5)
N791	Travel agency and tour operator activities	s	s	s	s	s
N801	Private security activities	15	-	-	-	-
	X - Northern Mindanao	51	-	-	-	-
N773	Renting and leasing of other machinery, equipment and tangible goods, n.e.c.	s	s	s	s	s
N781	Activities of employment placement agencies	12	-	-	-	-
N782	Temporary employment agency activities	17	-	-	-	-
N799	Other reservation service and related activities	s	s	s	s	s
N801	Private security activities	11	-	-	-	-
N812	Cleaning activities	4	-	-	-	-
N822	Call centers and other related activities	3	-	-	-	-
N829	Business support service activities, n.e.c.	s	s	s	s	s
	XI - Davao	80	-	-	-	-
N773	Renting and leasing of other machinery, equipment and tangible goods, n.e.c.	s	s	s	s	s
N781	Activities of employment placement agencies	7	-	-	-	-
N782	Temporary employment agency activities	18	-	-	-	-
N799	Other reservation service and related activities	s	s	s	s	s
N801	Private security activities	27	-	-	-	-
N812	Cleaning activities	4	-	-	-	-
N822	Call centers and other related activities	18	-	-	-	-
N829	Business support service activities, n.e.c.	3	-	-	-	-
	XII - SOCCSKSARGEN	22	-	-	-	-
N781	Activities of employment placement agencies	s	s	s	s	s
N782	Temporary employment agency activities	11	-	-	-	-
N801	Private security activities	7	-	-	-	-
N802	Security systems service activities	s	s	s	s	s
N822	Call centers and other related activities	s	s	s	s	s
	XIII - Caraga	7	-	-	-	-
N801	Private security activities	} 7	-	-	-	-
	ARMM	}				
N812	Cleaning activities					

Continued

Table 6a.1 --Continued

2009 PSIC Code	Region/Industry Description	Directly Imported Tangible Fixed Assets				
		General Industrial Machineries	Other Machinery and Equipment	Library Books	Valuables	Other Tangible Fixed Assets
		(6)	(7)	(8)	(9)	(10)
	Philippines	-	16	-	-	1
N771	Renting and leasing of motor vehicles	S	S	S	S	S
N772	Renting and leasing of personal and household goods	-	-	-	-	-
N773	Renting and leasing of other machinery, equipment and tangible goods, n.e.c.	-	-	-	-	-
N781	Activities of employment placement agencies	-	-	-	-	-
N782	Temporary employment agency activities	-	-	-	-	-
N783	Other human resources provision	S	S	S	S	S
N791	Travel agency and tour operator activities	-	-	-	-	-
N799	Other reservation service and related activities	-	-	-	-	-
N801	Private security activities	-	-	-	-	-
N802	Security systems service activities	-	-	-	-	-
N803	Investigation activities	-	-	-	-	-
N811	Combined facilities support activities	-	-	-	-	-
N812	Cleaning activities	-	-	-	-	-
N813	Landscape care and maintenance service activities	-	-	-	-	-
N821	Office administrative and support activities	-	16	-	-	1
N822	Call centers and other related activities	-	-	-	-	-
N823	Organization of conventions and trade shows	-	-	-	-	-
N829	Business support service activities, n.e.c.	-	-	-	-	-
	NCR	-	16	-	-	1
N771	Renting and leasing of motor vehicles	S	S	S	S	S
N772	Renting and leasing of personal and household goods	-	-	-	-	-
N773	Renting and leasing of other machinery, equipment and tangible goods, n.e.c.	-	-	-	-	-
N781	Activities of employment placement agencies	-	-	-	-	-
N782	Temporary employment agency activities	-	-	-	-	-
N783	Other human resources provision	S	S	S	S	S
N791	Travel agency and tour operator activities	-	-	-	-	-
N799	Other reservation service and related activities	-	-	-	-	-
N801	Private security activities	-	-	-	-	-
N802	Security systems service activities	-	-	-	-	-
N803	Investigation activities	S	S	S	S	S
N811	Combined facilities support activities	-	-	-	-	-
N812	Cleaning activities	-	-	-	-	-
N813	Landscape care and maintenance service activities	S	S	S	S	S
N821	Office administrative and support activities	-	16	-	-	1
N822	Call centers and other related activities	-	-	-	-	-
N823	Organization of conventions and trade shows	-	-	-	-	-
N829	Business support service activities, n.e.c.	-	-	-	-	-

Continued

Table 6a.1 --Continued

2009 PSIC Code	Region/Industry Description	Directly Imported Tangible Fixed Assets				
		General Industrial Machineries	Other Machinery and Equipment	Library Books	Valuables	Other Tangible Fixed Assets
		(6)	(7)	(8)	(9)	(10)
	CAR	-	-	-	-	-
N772	Renting and leasing of personal and household goods	\$	\$	\$	\$	\$
N782	Temporary employment agency activities	\$	\$	\$	\$	\$
N799	Other reservation service and related activities	\$	\$	\$	\$	\$
N801	Private security activities	\$	\$	\$	\$	\$
N812	Cleaning activities	\$	\$	\$	\$	\$
N822	Call centers and other related activities	-	-	-	-	-
	I - Ilocos	-	-	-	-	-
N781	Activities of employment placement agencies	\$	\$	\$	\$	\$
N782	Temporary employment agency activities	-	-	-	-	-
N801	Private security activities	-	-	-	-	-
N812	Cleaning activities	\$	\$	\$	\$	\$
N822	Call centers and other related activities	\$	\$	\$	\$	\$
	II - Cagayan Valley	-	-	-	-	-
N782	Temporary employment agency activities	\$	\$	\$	\$	\$
N801	Private security activities	\$	\$	\$	\$	\$
	III - Central Luzon	-	-	-	-	-
N781	Activities of employment placement agencies	-	-	-	-	-
N782	Temporary employment agency activities	-	-	-	-	-
N791	Travel agency and tour operator activities	\$	\$	\$	\$	\$
N801	Private security activities	-	-	-	-	-
N812	Cleaning activities	-	-	-	-	-
N813	Landscape care and maintenance service activities	\$	\$	\$	\$	\$
N821	Office administrative and support activities	\$	\$	\$	\$	\$
N822	Call centers and other related activities	-	-	-	-	-
	IVA - CALABARZON	-	-	-	-	-
N773	Renting and leasing of other machinery, equipment and tangible goods, n.e.c.	-	-	-	-	-
N781	Activities of employment placement agencies	-	-	-	-	-
N782	Temporary employment agency activities	-	-	-	-	-
N801	Private security activities	-	-	-	-	-
N812	Cleaning activities	-	-	-	-	-
N813	Landscape care and maintenance service activities	\$	\$	\$	\$	\$
N822	Call centers and other related activities	-	-	-	-	-
N829	Business support service activities, n.e.c.	-	-	-	-	-
	IVB - MIMAROPA	-	-	-	-	-
N782	Temporary employment agency activities	\$	\$	\$	\$	\$

Continued

Table 6a.1 --Continued

2009 PSIC Code	Region/Industry Description	Directly Imported Tangible Fixed Assets				
		General Industrial Machineries	Other Machinery and Equipment	Library Books	Valuables	Other Tangible Fixed Assets
		(6)	(7)	(8)	(9)	(10)
N791	Travel agency and tour operator activities	\$	\$	\$	\$	\$
N799	Other reservation service and related activities	\$	\$	\$	\$	\$
N812	Cleaning activities	\$	\$	\$	\$	\$
	V - Bicol	-	-	-	-	-
N781	Activities of employment placement agencies	}				
N782	Temporary employment agency activities	}	-	-	-	-
N801	Private security activities	-	-	-	-	-
N822	Call centers and other related activities	-	-	-	-	-
	VI - Western Visayas	-	-	-	-	-
N773	Renting and leasing of other machinery, equipment and tangible goods, n.e.c.	\$	\$	\$	\$	\$
N781	Activities of employment placement agencies	\$	\$	\$	\$	\$
N782	Temporary employment agency activities	-	-	-	-	-
N801	Private security activities	-	-	-	-	-
N812	Cleaning activities	\$	\$	\$	\$	\$
N822	Call centers and other related activities	-	-	-	-	-
	VII - Central Visayas	-	-	-	-	-
N772	Renting and leasing of personal and household goods	\$	\$	\$	\$	\$
N773	Renting and leasing of other machinery, equipment and tangible goods, n.e.c.	-	-	-	-	-
N781	Activities of employment placement agencies	-	-	-	-	-
N782	Temporary employment agency activities	-	-	-	-	-
N791	Travel agency and tour operator activities	-	-	-	-	-
N799	Other reservation service and related activities	-	-	-	-	-
N801	Private security activities	-	-	-	-	-
N803	Investigation activities	\$	\$	\$	\$	\$
N811	Combined facilities support activities	\$	\$	\$	\$	\$
N812	Cleaning activities	-	-	-	-	-
N813	Landscape care and maintenance service activities	\$	\$	\$	\$	\$
N822	Call centers and other related activities	-	-	-	-	-
N829	Business support service activities, n.e.c.	-	-	-	-	-
	VIII - Eastern Visayas	-	-	-	-	-
N773	Renting and leasing of other machinery, equipment and tangible goods, n.e.c.	\$	\$	\$	\$	\$
N781	Activities of employment placement agencies	\$	\$	\$	\$	\$
N782	Temporary employment agency activities	-	-	-	-	-
N801	Private security activities	-	-	-	-	-
	IX - Zamboanga Peninsula	-	-	-	-	-
N781	Activities of employment placement agencies	\$	\$	\$	\$	\$
N782	Temporary employment agency activities	\$	\$	\$	\$	\$

Continued

Table 6a.1 --Concluded

2009 PSIC Code	Region/Industry Description	Directly Imported Tangible Fixed Assets				
		General Industrial Machineries	Other Machinery and Equipment	Library Books	Valuables	Other Tangible Fixed Assets
		(6)	(7)	(8)	(9)	(10)
N791	Travel agency and tour operator activities	\$	\$	\$	\$	\$
N801	Private security activities	-	-	-	-	-
	X - Northern Mindanao	-	-	-	-	-
N773	Renting and leasing of other machinery, equipment and tangible goods, n.e.c.	\$	\$	\$	\$	\$
N781	Activities of employment placement agencies	-	-	-	-	-
N782	Temporary employment agency activities	-	-	-	-	-
N799	Other reservation service and related activities	\$	\$	\$	\$	\$
N801	Private security activities	-	-	-	-	-
N812	Cleaning activities	-	-	-	-	-
N822	Call centers and other related activities	-	-	-	-	-
N829	Business support service activities, n.e.c.	\$	\$	\$	\$	\$
	XI - Davao	-	-	-	-	-
N773	Renting and leasing of other machinery, equipment and tangible goods, n.e.c.	\$	\$	\$	\$	\$
N781	Activities of employment placement agencies	-	-	-	-	-
N782	Temporary employment agency activities	-	-	-	-	-
N799	Other reservation service and related activities	\$	\$	\$	\$	\$
N801	Private security activities	-	-	-	-	-
N812	Cleaning activities	-	-	-	-	-
N822	Call centers and other related activities	-	-	-	-	-
N829	Business support service activities, n.e.c.	-	-	-	-	-
	XII - SOCCSKSARGEN	-	-	-	-	-
N781	Activities of employment placement agencies	\$	\$	\$	\$	\$
N782	Temporary employment agency activities	-	-	-	-	-
N801	Private security activities	-	-	-	-	-
N802	Security systems service activities	\$	\$	\$	\$	\$
N822	Call centers and other related activities	\$	\$	\$	\$	\$
	XIII - Caraga	-	-	-	-	-
N801	Private security activities	}	-	-	-	-
	ARMM	}				
N812	Cleaning activities					

TABLE 6a.2 Number of Establishments and Capital Expenditures for Tangible Fixed Assets by Mode of Acquisition for Administrative and Support Service Activities Establishments with Total Employment of 20 and Over by Region and Industry Sub-Class: Philippines, 2017

(Values are in thousand pesos, except for number of establishments.)

Details may not add-up to total due to rounding and/or statistical disclosure control.)

2009 PSIC Code	Region/Industry Description	Number of Establishments	Capital Expenditures for Tangible Fixed Assets by Mode of Acquisition				
			Total	New Fixed Assets	Major Alterations and Improvements	Land and Used	Produced on Own Account
		(1)	(2)	(3)	(4)	(5)	(6)
	Philippines	1,872	11,346,605	9,191,912	1,756,229	355,769	42,694
N771	Renting and leasing of motor vehicles	s	s	s	s	s	s
N772	Renting and leasing of personal and household goods	10	18,876	8,876	-	10,000	-
N773	Renting and leasing of other machinery, equipment and tangible goods, n.e.c.	40	559,860	547,234	12,588	-	39
N781	Activities of employment placement agencies	276	191,632	116,981	72,343	-	2,308
N782	Temporary employment agency activities	308	505,235	362,779	64,509	75,641	2,305
N783	Other human resources provision	s	s	s	s	s	s
N791	Travel agency and tour operator activities	75	24,222	8,331	15,891	-	-
N799	Other reservation service and related activities	25	430,056	429,556	500	-	-
N801	Private security activities	380	144,584	122,725	7,116	14,012	732
N802	Security systems service activities	10	1,652	1,652	-	-	-
N803	Investigation activities	3	2,419	2,419	-	-	-
N811	Combined facilities support activities	5	-	-	-	-	-
N812	Cleaning activities	79	85,976	79,941	3,046	1,391	1,598
N813	Landscape care and maintenance service activities	5	17,447	13,670	3,321	456	-
N821	Office administrative and support activities	9	103,420	49,776	53,644	-	-
N822	Call centers and other related activities	580	8,283,680	6,554,852	1,473,657	254,270	901
N823	Organization of conventions and trade shows	10	8,143	6,510	1,633	-	-
N829	Business support service activities, n.e.c.	54	81,246	68,487	12,759	-	-
	NCR	1,174	8,879,590	7,309,829	1,265,713	266,723	37,325
N771	Renting and leasing of motor vehicles	s	s	s	s	s	s
N772	Renting and leasing of personal and household goods	8	18,876	8,876	-	10,000	-
N773	Renting and leasing of other machinery, equipment and tangible goods, n.e.c.	23	387,572	382,952	4,620	-	-
N781	Activities of employment placement agencies	215	180,292	108,741	71,552	-	-
N782	Temporary employment agency activities	122	206,633	149,658	8,446	47,405	1,125
N783	Other human resources provision	s	s	s	s	s	s
N791	Travel agency and tour operator activities	69	22,291	7,900	14,391	-	-
N799	Other reservation service and related activities	17	423,161	423,161	-	-	-
N801	Private security activities	191	76,234	74,471	1,278	484	-
N802	Security systems service activities	9	1,652	1,652	-	-	-
N803	Investigation activities	s	s	s	s	s	s
N811	Combined facilities support activities	3	-	-	-	-	-
N812	Cleaning activities	49	78,986	75,996	1,414	185	1,390
N813	Landscape care and maintenance service activities	s	s	s	s	s	s
N821	Office administrative and support activities	8	10,949	10,949	-	-	-
N822	Call centers and other related activities	403	6,493,780	5,166,041	1,119,547	208,193	-
N823	Organization of conventions and trade shows	10	8,143	6,510	1,633	-	-

Continued

Table 6a.2 –Continued

2009 PSIC Code	Region/Industry Description	Number of Establishments	Capital Expenditures for Tangible Fixed Assets by Mode of Acquisition				
			Total	New Fixed Assets	Major Alterations and Improvements	Land and Used	Produced on Own Account
		(1)	(2)	(3)	(4)	(5)	(6)
N829	Business support service activities, n.e.c.	40	70,444	66,155	4,289	-	-
	CAR	19	85,700	22,014	58,643	4,243	800
N772	Renting and leasing of personal and household goods	s	s	s	s	s	s
N782	Temporary employment agency activities	s	s	s	s	s	s
N799	Other reservation service and related activities	s	s	s	s	s	s
N801	Private security activities	s	s	s	s	s	s
N812	Cleaning activities	s	s	s	s	s	s
N822	Call centers and other related activities	10	80,337	21,504	58,533	100	200
	I - Ilocos	12	9,838	1,589	8,249	-	-
N781	Activities of employment placement agencies	s	s	s	s	s	s
N782	Temporary employment agency activities	3	-	-	-	-	-
N801	Private security activities	5	922	922	-	-	-
N812	Cleaning activities	s	s	s	s	s	s
N822	Call centers and other related activities	s	s	s	s	s	s
	II - Cagayan Valley	4	-	-	-	-	-
N782	Temporary employment agency activities	s	s	s	s	s	s
N801	Private security activities	s	s	s	s	s	s
	III - Central Luzon	68	459,147	345,185	71,614	42,348	-
N781	Activities of employment placement agencies	7	-	-	-	-	-
N782	Temporary employment agency activities	12	8,495	8,495	-	-	-
N791	Travel agency and tour operator activities	s	s	s	s	s	s
N801	Private security activities	23	2,903	1,403	-	1,500	-
N812	Cleaning activities	5	-	-	-	-	-
N813	Landscape care and maintenance service activities	s	s	s	s	s	s
N821	Office administrative and support activities	s	s	s	s	s	s
N822	Call centers and other related activities	18	347,832	289,014	17,970	40,848	-
	IVA - CALABARZON	129	496,119	474,463	17,324	865	3,467
N773	Renting and leasing of other machinery, equipment and tangible goods, n.e.c.	5	105,240	105,240	-	-	-
N781	Activities of employment placement agencies	12	10,682	7,583	791	-	2,308
N782	Temporary employment agency activities	42	123,849	119,117	3,145	428	1,159
N801	Private security activities	35	13,756	13,379	377	-	-
N812	Cleaning activities	6	817	783	34	-	-
N813	Landscape care and maintenance service activities	s	s	s	s	s	s
N822	Call centers and other related activities	21	231,630	226,687	4,506	437	-
N829	Business support service activities, n.e.c.	7	10,145	1,674	8,471	-	-
	IVB - MIMAROPA	5	446	446	-	-	-
N782	Temporary employment agency activities	s	s	s	s	s	s

Continued

Table 6a.2 –Continued

2009 PSIC Code	Region/Industry Description	Number of Establishments	Capital Expenditures for Tangible Fixed Assets by Mode of Acquisition				
			Total	New Fixed Assets	Major Alterations and Improvements	Land and Used	Produced on Own Account
			(1)	(2)	(3)	(4)	(5)
N791	Travel agency and tour operator activities	s	s	s	s	s	s
N799	Other reservation service and related activities	s	s	s	s	s	s
N812	Cleaning activities	s	s	s	s	s	s
	V - Bicol	11	35,683	31,022	-	4,661	-
N781	Activities of employment placement agencies }						
N782	Temporary employment agency activities }	3	-	-	-	-	-
N801	Private security activities	4	-	-	-	-	-
N822	Call centers and other related activities	4	35,683	31,022	-	4,661	-
	VI - Western Visayas	69	147,202	134,546	12,656	-	-
N773	Renting and leasing of other machinery, equipment and tangible goods, n.e.c.	s	s	s	s	s	s
N781	Activities of employment placement agencies	s	s	s	s	s	s
N782	Temporary employment agency activities	12	36	36	-	-	-
N801	Private security activities	22	2,303	2,303	-	-	-
N812	Cleaning activities	s	s	s	s	s	s
N822	Call centers and other related activities	22	144,864	132,207	12,656	-	-
	VII - Central Visayas	186	921,877	696,558	215,260	9,357	701
N772	Renting and leasing of personal and household goods	s	s	s	s	s	s
N773	Renting and leasing of other machinery, equipment and tangible goods, n.e.c.	5	28,318	28,318	-	-	-
N781	Activities of employment placement agencies	5	118	118	-	-	-
N782	Temporary employment agency activities	52	33,778	27,276	460	6,041	-
N791	Travel agency and tour operator activities	3	1,513	13	1,500	-	-
N799	Other reservation service and related activities	4	4,216	3,716	500	-	-
N801	Private security activities	24	6,719	3,435	-	3,285	-
N803	Investigation activities	s	s	s	s	s	s
N811	Combined facilities support activities	s	s	s	s	s	s
N812	Cleaning activities	6	121	66	55	-	-
N813	Landscape care and maintenance service activities	s	s	s	s	s	s
N822	Call centers and other related activities	79	846,460	632,983	212,745	31	701
N829	Business support service activities, n.e.c.	3	633	633	-	-	-
	VIII - Eastern Visayas	11	11,283	3,255	7,968	-	60
N773	Renting and leasing of other machinery, equipment and tangible goods, n.e.c.	s	s	s	s	s	s
N781	Activities of employment placement agencies	s	s	s	s	s	s
N782	Temporary employment agency activities	6	2,432	2,411	-	-	22
N801	Private security activities	2	844	844	-	-	-
	IX - Zamboanga Peninsula	24	761	761	-	-	-
N781	Activities of employment placement agencies	s	s	s	s	s	

Continued

Table 6a.2 --Concluded

2009 PSIC Code	Region/Industry Description	Number of Establishments	Capital Expenditures for Tangible Fixed Assets by Mode of Acquisition				
			Total	New Fixed Assets	Major Alterations and Improvements	Land and Used	Produced on Own Account
			(1)	(2)	(3)	(4)	(5)
N782	Temporary employment agency activities	s	s	s	s	s	s
N791	Travel agency and tour operator activities	s	s	s	s	s	s
N801	Private security activities	15	761	761	-	-	-
	X - Northern Mindanao	51	33,606	29,193	2,747	1,623	44
N773	Renting and leasing of other machinery, equipment and tangible goods, n.e.c.	s	s	s	s	s	s
N781	Activities of employment placement agencies	12	-	-	-	-	-
N782	Temporary employment agency activities	17	27,239	26,522	-	718	-
N799	Other reservation service and related activities	s	s	s	s	s	s
N801	Private security activities	11	4,066	1,395	2,671	-	-
N812	Cleaning activities	4	1,008	32	27	906	44
N822	Call centers and other related activities	3	1,293	1,243	50	-	-
N829	Business support service activities, n.e.c.	s	s	s	s	s	s
	XI - Davao	80	157,740	113,143	42,133	2,361	104
N773	Renting and leasing of other machinery, equipment and tangible goods, n.e.c.	s	s	s	s	s	s
N781	Activities of employment placement agencies	7	-	-	-	-	-
N782	Temporary employment agency activities	18	2,901	2,901	-	-	-
N799	Other reservation service and related activities	s	s	s	s	s	s
N801	Private security activities	27	28,439	23,294	2,680	2,361	104
N812	Cleaning activities	4	114	63	52	-	-
N822	Call centers and other related activities	18	92,886	53,485	39,400	-	-
N829	Business support service activities, n.e.c.	3	25	25	-	-	-
	XII - SOCCSKSARGEN	22	102,684	26,910	52,458	23,289	27
N781	Activities of employment placement agencies	s	s	s	s	s	s
N782	Temporary employment agency activities	11	99,870	26,362	52,458	21,050	-
N801	Private security activities	7	2,275	9	-	2,239	27
N802	Security systems service activities	s	s	s	s	s	s
N822	Call centers and other related activities	s	s	s	s	s	s
	XIII - Caraga	7	4,929	3,000	1,464	300	165
N801	Private security activities	}	7	4,929	3,000	1,464	300
	ARMM	}					
N812	Cleaning activities						

TABLE 7a Number of Establishments and Capital Expenditures for Intangible Assets by Type for Administrative and Support Service Activities
Establishments with Total Employment of 20 and Over by Region and Industry Sub-Class: Philippines, 2017

*(Values are in thousand pesos, except for number of establishments.
Details may not add-up to total due to rounding and/or statistical disclosure control.)*

2009 PSIC Code	Region/Industry Description	Number of Establishments	Capital Expenditures for Intangible Assets					
			Total	Intangible Non- produced Assets	Computer Software and Databases	Entertainment, Literary and Artistics Originals	Research and Development	Other Intangible Assets
		(1)	(2)	(3)	(4)	(5)	(6)	(7)
	Philippines	1,872	644,062	15,686	620,296	-	100	7,980
N771	Renting and leasing of motor vehicles	s	s	s	s	s	s	s
N772	Renting and leasing of personal and household goods	10	300	100	200	-	-	-
N773	Renting and leasing of other machinery, equipment and tangible goods, n.e.c.	40	344	-	344	-	-	-
N781	Activities of employment placement agencies	276	3,677	-	3,677	-	-	-
N782	Temporary employment agency activities	308	14,996	267	14,728	-	-	-
N783	Other human resources provision	s	s	s	s	s	s	s
N791	Travel agency and tour operator activities	75	-	-	-	-	-	-
N799	Other reservation service and related activities	25	-	-	-	-	-	-
N801	Private security activities	380	14,675	13,137	1,538	-	-	-
N802	Security systems service activities	10	-	-	-	-	-	-
N803	Investigation activities	3	-	-	-	-	-	-
N811	Combined facilities support activities	5	-	-	-	-	-	-
N812	Cleaning activities	79	2,029	-	2,029	-	-	-
N813	Landscape care and maintenance service activities	5	-	-	-	-	-	-
N821	Office administrative and support activities	9	705	-	705	-	-	-
N822	Call centers and other related activities	580	606,670	2,182	596,408	-	100	7,980
N823	Organization of conventions and trade shows	10	667	-	667	-	-	-
N829	Business support service activities, n.e.c.	54	-	-	-	-	-	-
	NCR	1,174	489,537	2,232	483,326	-	100	3,879
N771	Renting and leasing of motor vehicles	s	s	s	s	s	s	s
N772	Renting and leasing of personal and household goods	8	150	50	100	-	-	-
N773	Renting and leasing of other machinery, equipment and tangible goods, n.e.c.	23	344	-	344	-	-	-
N781	Activities of employment placement agencies	215	3,495	-	3,495	-	-	-
N782	Temporary employment agency activities	122	14,262	-	14,262	-	-	-
N783	Other human resources provision	s	s	s	s	s	s	s
N791	Travel agency and tour operator activities	69	-	-	-	-	-	-
N799	Other reservation service and related activities	17	-	-	-	-	-	-
N801	Private security activities	191	1,538	-	1,538	-	-	-
N802	Security systems service activities	9	-	-	-	-	-	-
N803	Investigation activities	s	s	s	s	s	s	s
N811	Combined facilities support activities	3	-	-	-	-	-	-
N812	Cleaning activities	49	2,029	-	2,029	-	-	-
N813	Landscape care and maintenance service activities	s	s	s	s	s	s	s
N821	Office administrative and support activities	8	705	-	705	-	-	-
N822	Call centers and other related activities	403	466,348	2,182	460,187	-	100	3,879
N823	Organization of conventions and trade shows	10	667	-	667	-	-	-

Continued

Table 7a --Continued

2009 PSIC Code	Region/Industry Description	Number of Establishments	Capital Expenditures for Intangible Assets					
			Total	Intangible Non- produced Assets	Computer Software and Databases	Entertainment, Literary and Artistics Originals	Research and Development	Other Intangible Assets
N829	Business support service activities, n.e.c.	40	-	-	-	-	-	-
	CAR	19	88	-	88	-	-	-
N772	Renting and leasing of personal and household goods	s	s	s	s	s	s	s
N782	Temporary employment agency activities	s	s	s	s	s	s	s
N799	Other reservation service and related activities	s	s	s	s	s	s	s
N801	Private security activities	s	s	s	s	s	s	s
N812	Cleaning activities	s	s	s	s	s	s	s
N822	Call centers and other related activities	10	88	0	88	-	-	-
	I - Ilocos	12	-	-	-	-	-	-
N781	Activities of employment placement agencies	s	s	s	s	s	s	s
N782	Temporary employment agency activities	3	-	-	-	-	-	-
N801	Private security activities	5	-	-	-	-	-	-
N812	Cleaning activities	s	s	s	s	s	s	s
N822	Call centers and other related activities	s	s	s	s	s	s	s
	II - Cagayan Valley	4	-	-	-	-	-	-
N782	Temporary employment agency activities	s	s	s	s	s	s	s
N801	Private security activities	s	s	s	s	s	s	s
	III - Central Luzon	68	30,791	-	30,791	-	-	-
N781	Activities of employment placement agencies	7	-	-	-	-	-	-
N782	Temporary employment agency activities	12	-	-	-	-	-	-
N791	Travel agency and tour operator activities	s	s	s	s	s	s	s
N801	Private security activities	23	-	-	-	-	-	-
N812	Cleaning activities	5	-	-	-	-	-	-
N813	Landscape care and maintenance service activities	s	s	s	s	s	s	s
N821	Office administrative and support activities	s	s	s	s	s	s	s
N822	Call centers and other related activities	18	30,791	-	30,791	-	-	-
	IVA - CALABARZON	129	51,664	-	47,562	-	-	4,101
N773	Renting and leasing of other machinery, equipment and tangible goods, n.e.c.	5	-	-	-	-	-	-
N781	Activities of employment placement agencies	12	182	-	182	-	-	-
N782	Temporary employment agency activities	42	6	-	6	-	-	-
N801	Private security activities	35	0	-	-	-	-	-
N812	Cleaning activities	6	0	-	-	-	-	-
N813	Landscape care and maintenance service activities	s	s	s	s	s	s	s
N822	Call centers and other related activities	21	51,476	-	47,375	-	-	4,101
N829	Business support service activities, n.e.c.	7	-	-	-	-	-	-

Continued

Table 7a --Continued

2009 PSIC Code	Region/Industry Description	Number of Establishments	Capital Expenditures for Intangible Assets					
			Total	Intangible Non- produced Assets	Computer Software and Databases	Entertainment, Literary and Artistics Originals	Research and Development	Other Intangible Assets
			(1)	(2)	(3)	(4)	(5)	(6)
	IVB - MIMAROPA	5	-	-	-	-	-	-
N782	Temporary employment agency activities	s	s	s	s	s	s	s
N791	Travel agency and tour operator activities	s	s	s	s	s	s	s
N799	Other reservation service and related activities	s	s	s	s	s	s	s
N812	Cleaning activities	s	s	s	s	s	s	s
	V - Bicol	11	3,353	-	3,353	-	-	-
N781	Activities of employment placement agencies }							
N782	Temporary employment agency activities }	3	-	-	-	-	-	-
N801	Private security activities	4	-	-	-	-	-	-
N822	Call centers and other related activities	4	3,353	-	3,353	-	-	-
	VI - Western Visayas	69	20,521	13,137	7,384	-	-	-
N773	Renting and leasing of other machinery, equipment and tangible goods, n.e.c.	s	s	s	s	s	s	s
N781	Activities of employment placement agencies	s	s	s	s	s	s	s
N782	Temporary employment agency activities	12	-	-	-	-	-	-
N801	Private security activities	22	13,137	13,137	-	-	-	-
N812	Cleaning activities	s	s	s	s	s	s	s
N822	Call centers and other related activities	22	7,384	-	7,384	-	-	-
	VII - Central Visayas	186	34,702	50	34,652	-	-	-
N772	Renting and leasing of personal and household goods	s	s	s	s	s	s	s
N773	Renting and leasing of other machinery, equipment and tangible goods, n.e.c.	5	-	-	-	-	-	-
N781	Activities of employment placement agencies	5	-	-	-	-	-	-
N782	Temporary employment agency activities	52	-	-	-	-	-	-
N791	Travel agency and tour operator activities	3	-	-	-	-	-	-
N799	Other reservation service and related activities	4	-	-	-	-	-	-
N801	Private security activities	24	-	-	-	-	-	-
N803	Investigation activities	s	s	s	s	s	s	s
N811	Combined facilities support activities	s	s	s	s	s	s	s
N812	Cleaning activities	6	-	-	-	-	-	-
N813	Landscape care and maintenance service activities	s	s	s	s	s	s	s
N822	Call centers and other related activities	79	34,552	-	34,552	-	-	-
N829	Business support service activities, n.e.c.	3	-	-	-	-	-	-
	VIII - Eastern Visayas	11	-	-	-	-	-	-
N773	Renting and leasing of other machinery, equipment and tangible goods, n.e.c.	s	s	s	s	s	s	s
N781	Activities of employment placement agencies	s	s	s	s	s	s	s
N782	Temporary employment agency activities	6	-	-	-	-	-	-
N801	Private security activities	2	-	-	-	-	-	-

Continued

Table 7a --Concluded

2009 PSIC Code	Region/Industry Description	Number of Establishments	Capital Expenditures for Intangible Assets					
			Total	Intangible Non- produced Assets	Computer Software and Databases	Entertainment, Literary and Artistics Originals	Research and Development	Other Intangible Assets
			(1)	(2)	(3)	(4)	(5)	(6)
	IX - Zamboanga Peninsula	24	-	-	-	-	-	-
N781	Activities of employment placement agencies	s	s	s	s	s	s	s
N782	Temporary employment agency activities	s	s	s	s	s	s	s
N791	Travel agency and tour operator activities	s	s	s	s	s	s	s
N801	Private security activities	15	-	-	-	-	-	-
	X - Northern Mindanao	51	7,502	267	7,234	-	-	-
N773	Renting and leasing of other machinery, equipment and tangible goods, n.e.c.	s	s	s	s	s	s	s
N781	Activities of employment placement agencies	12	-	-	-	-	-	-
N782	Temporary employment agency activities	17	267	267	-	-	-	-
N799	Other reservation service and related activities	s	s	s	s	s	s	s
N801	Private security activities	11	-	-	-	-	-	-
N812	Cleaning activities	4	-	-	-	-	-	-
N822	Call centers and other related activities	3	7,234	-	7,234	-	-	-
N829	Business support service activities, n.e.c.	s	s	s	s	s	s	s
	XI - Davao	80	5,466	-	5,466	-	-	-
N773	Renting and leasing of other machinery, equipment and tangible goods, n.e.c.	s	s	s	s	s	s	s
N781	Activities of employment placement agencies	7	-	-	-	-	-	-
N782	Temporary employment agency activities	18	21	-	21	-	-	-
N799	Other reservation service and related activities	s	s	s	s	s	s	s
N801	Private security activities	27	-	-	-	-	-	-
N812	Cleaning activities	4	-	-	-	-	-	-
N822	Call centers and other related activities	18	5,444	-	5,444	-	-	-
N829	Business support service activities, n.e.c.	3	-	-	-	-	-	-
	XII - SOCCSKSARGEN	22	440	-	440	-	-	-
N781	Activities of employment placement agencies	s	s	s	s	s	s	s
N782	Temporary employment agency activities	11	440	-	440	-	-	-
N801	Private security activities	7	-	-	-	-	-	-
N802	Security systems service activities	s	s	s	s	s	s	s
N822	Call centers and other related activities	s	s	s	s	s	s	s
	XIII - Caraga	7	-	-	-	-	-	-
N801	Private security activities	}	7	-	-	-	-	-
	ARMM	}						
N812	Cleaning activities							

TABLE 8a Number of Establishments and Gross Additions to Tangible Fixed Assets for Administrative and Support Service Activities Establishments with Total Employment of 20 and Over by Region and Industry Sub-Class: Philippines, 2017

(Values are in thousand pesos, except for number of establishments.)

Details may not add-up to total due to rounding and/or statistical disclosure control.)

2009 PSIC Code	Region/Industry Description	Number of Establishments	Gross Additions to Tangible Fixed Assets	Capital Expenditures	Sale of Tangible Fixed Assets
		(1)	(2)	(3)	(4)
	Philippines	1,872	10,382,359	11,350,198	967,840
N771	Renting and leasing of motor vehicles	s	s	s	s
N772	Renting and leasing of personal and household goods	10	18,876	18,876	-
N773	Renting and leasing of other machinery, equipment and tangible goods, n.e.c.	40	499,231	559,860	60,629
N781	Activities of employment placement agencies	276	151,906	191,632	39,725
N782	Temporary employment agency activities	308	499,908	505,235	5,327
N783	Other human resources provision	s	s	s	s
N791	Travel agency and tour operator activities	75	24,222	24,222	-
N799	Other reservation service and related activities	25	430,056	430,056	-
N801	Private security activities	380	144,098	144,282	184
N802	Security systems service activities	10	1,652	1,652	-
N803	Investigation activities	3	2,419	2,419	-
N811	Combined facilities support activities	5	(1,177)	-	1,177
N812	Cleaning activities	79	85,976	85,976	-
N813	Landscape care and maintenance service activities	5	17,447	17,447	-
N821	Office administrative and support activities	9	103,255	103,420	165
N822	Call centers and other related activities	580	7,756,418	8,287,576	531,158
N823	Organization of conventions and trade shows	10	8,143	8,143	-
N829	Business support service activities, n.e.c.	54	41,936	81,246	39,310
	NCR	1,174	7,921,827	8,883,486	961,659
N771	Renting and leasing of motor vehicles	s	s	s	s
N772	Renting and leasing of personal and household goods	8	18,876	18,876	-
N773	Renting and leasing of other machinery, equipment and tangible goods, n.e.c.	23	326,943	387,572	60,629
N781	Activities of employment placement agencies	215	140,567	180,292	39,725
N782	Temporary employment agency activities	122	201,576	206,633	5,057
N783	Other human resources provision	s	s	s	s
N791	Travel agency and tour operator activities	69	22,291	22,291	-
N799	Other reservation service and related activities	17	423,161	423,161	-
N801	Private security activities	191	76,184	76,234	50
N802	Security systems service activities	9	1,652	1,652	-
N803	Investigation activities	s	s	s	s
N811	Combined facilities support activities	3	(1,177)	-	1,177
N812	Cleaning activities	49	78,986	78,986	-
N813	Landscape care and maintenance service activities	s	s	s	s
N821	Office administrative and support activities	8	10,949	10,949	-
N822	Call centers and other related activities	403	5,972,129	6,497,676	525,547
N823	Organization of conventions and trade shows	10	8,143	8,143	-
N829	Business support service activities, n.e.c.	40	31,133	70,444	39,310
	CAR	19	85,682	85,700	18
N772	Renting and leasing of personal and household goods	s	s	s	s

Continued

Table 8a --Continued

2009 PSIC Code	Region/Industry Description	Number of Establishments	Gross Additions to Tangible Fixed Assets	Capital Expenditures	Sale of Tangible Fixed Assets
		(1)	(2)	(3)	(4)
N782	Temporary employment agency activities	s	s	s	s
N799	Other reservation service and related activities	s	s	s	s
N801	Private security activities	s	s	s	s
N812	Cleaning activities	s	s	s	s
N822	Call centers and other related activities	10	80,319	80,337	18
	I - Ilocos	12	9,838	9,838	-
N781	Activities of employment placement agencies	s	s	s	s
N782	Temporary employment agency activities	3	-	-	-
N801	Private security activities	5	922	922	-
N812	Cleaning activities	s	s	s	s
N822	Call centers and other related activities	s	s	s	s
	II - Cagayan Valley	4	-	-	-
N782	Temporary employment agency activities	s	s	s	s
N801	Private security activities	s	s	s	s
	III - Central Luzon	68	458,982	459,147	165
N781	Activities of employment placement agencies	7	-	-	-
N782	Temporary employment agency activities	12	8,495	8,495	-
N791	Travel agency and tour operator activities	s	s	s	s
N801	Private security activities	23	2,903	2,903	-
N812	Cleaning activities	5	-	-	-
N813	Landscape care and maintenance service activities	s	s	s	s
N821	Office administrative and support activities	s	s	s	s
N822	Call centers and other related activities	18	347,832	347,832	-
	IVA - CALABARZON	129	495,849	496,119	270
N773	Renting and leasing of other machinery, equipment and tangible goods, n.e.c.	5	105,240	105,240	-
N781	Activities of employment placement agencies	12	10,682	10,682	-
N782	Temporary employment agency activities	42	123,579	123,849	270
N801	Private security activities	35	13,756	13,756	-
N812	Cleaning activities	6	817	817	-
N813	Landscape care and maintenance service activities	s	s	s	s
N822	Call centers and other related activities	21	231,630	231,630	-
N829	Business support service activities, n.e.c.	7	10,145	10,145	-
	IVB - MIMAROPA	5	446	446	-
N782	Temporary employment agency activities	s	s	s	s
N791	Travel agency and tour operator activities	s	s	s	s
N799	Other reservation service and related activities	s	s	s	s
N812	Cleaning activities	s	s	s	s
	V - Bicol	11	35,683	35,683	-
N781	Activities of employment placement agencies	}			

Continued

Table 8a --Continued

2009 PSIC Code	Region/Industry Description	Number of Establishments	Gross Additions to Tangible Fixed Assets	Capital Expenditures	Sale of Tangible Fixed Assets
		(1)	(2)	(3)	(4)
N782	Temporary employment agency activities }	3	-	-	-
N801	Private security activities	4	-	-	-
N822	Call centers and other related activities	4	35,683	35,683	-
	VI - Western Visayas	69	147,202	147,202	-
N773	Renting and leasing of other machinery, equipment and tangible goods, n.e.c.	s	s	s	s
N781	Activities of employment placement agencies	s	s	s	s
N782	Temporary employment agency activities	12	36	36	-
N801	Private security activities	22	2,303	2,303	-
N812	Cleaning activities	s	s	s	s
N822	Call centers and other related activities	22	144,864	144,864	-
	VII - Central Visayas	186	916,284	921,877	5,593
N772	Renting and leasing of personal and household goods	s	s	s	s
N773	Renting and leasing of other machinery, equipment and tangible goods, n.e.c.	5	28,318	28,318	-
N781	Activities of employment placement agencies	5	118	118	-
N782	Temporary employment agency activities	52	33,778	33,778	-
N791	Travel agency and tour operator activities	3	1,513	1,513	-
N799	Other reservation service and related activities	4	4,216	4,216	-
N801	Private security activities	24	6,719	6,719	-
N803	Investigation activities	s	s	s	s
N811	Combined facilities support activities	s	s	s	s
N812	Cleaning activities	6	121	121	-
N813	Landscape care and maintenance service activities	s	s	s	s
N822	Call centers and other related activities	79	840,867	846,460	5,593
N829	Business support service activities, n.e.c.	3	633	633	-
	VIII - Eastern Visayas	11	11,283	11,283	-
N773	Renting and leasing of other machinery, equipment and tangible goods, n.e.c.	s	s	s	s
N781	Activities of employment placement agencies	s	s	s	s
N782	Temporary employment agency activities	6	2,432	2,432	-
N801	Private security activities	2	844	844	-
	IX - Zamboanga Peninsula	24	761	761	-
N781	Activities of employment placement agencies	s	s	s	s
N782	Temporary employment agency activities	s	s	s	s
N791	Travel agency and tour operator activities	s	s	s	s
N801	Private security activities	15	761	761	-

Continued

Table 8a --Concluded

2009 PSIC Code	Region/Industry Description	Number of Establishments	Gross Additions to Tangible Fixed Assets	Capital Expenditures	Sale of Tangible Fixed Assets
		(1)	(2)	(3)	(4)
	X - Northern Mindanao	51	33,472	33,606	134
N773	Renting and leasing of other machinery, equipment and tangible goods, n.e.c.	s	s	s	s
N781	Activities of employment placement agencies	12	-	-	-
N782	Temporary employment agency activities	17	27,239	27,239	-
N799	Other reservation service and related activities	s	s	s	s
N801	Private security activities	11	3,932	4,066	134
N812	Cleaning activities	4	1008	1008	-
N822	Call centers and other related activities	3	1293	1293	-
N829	Business support service activities, n.e.c.	s	s	s	s
	XI - Davao	80	157,438	157,438	-
N773	Renting and leasing of other machinery, equipment and tangible goods, n.e.c.	s	s	s	s
N781	Activities of employment placement agencies	7	-	-	-
N782	Temporary employment agency activities	18	2,901	2,901	-
N799	Other reservation service and related activities	s	s	s	s
N801	Private security activities	27	28,137	28,137	-
N812	Cleaning activities	4	114	114	-
N822	Call centers and other related activities	18	92,886	92,886	-
N829	Business support service activities, n.e.c.	3	25	25	-
	XII - SOCCSKSARGEN	22	102,684	102,684	-
N781	Activities of employment placement agencies	s	s	s	s
N782	Temporary employment agency activities	11	99,870	99,870	-
N801	Private security activities	7	2,275	2,275	-
N802	Security systems service activities	s	s	s	s
N822	Call centers and other related activities	s	s	s	s
	XIII - Caraga	7	4,929	4,929	-
N801	Private security activities }	7	4,929	4,929	-
	ARMM }				
N812	Cleaning activities				

TABLE 8a.1 Number of Establishments and Sale of Tangible Fixed Assets by Type for Administrative and Support Service Activities Establishments with Total Employment of 20 and Over by Region and Industry Sub-Class: Philippines, 2017

(Values are in thousand pesos, except for number of establishments.)

Details may not add-up to total due to rounding and/or statistical disclosure control.)

2009 PSIC Code	Region/Industry Description	Number of Establishments	Sale of Tangible Fixed Assets				
			Total	Land	Buildings, Other Structures and Land improvements	Transport Equipment	ICT Machinery and Equipment
		(1)	(2)	(3)	(4)	(5)	(6)
	Philippines	1,872	967,840	-	274,063	393,371	234,197
N771	Renting and leasing of motor vehicles	s	s	s	s	s	s
N772	Renting and leasing of personal and household goods	10	-	-	-	-	-
N773	Renting and leasing of other machinery, equipment and tangible goods, n.e.c.	40	60,629	-	-	60,629	-
N781	Activities of employment placement agencies	276	39,725	-	-	39,270	161
N782	Temporary employment agency activities	308	5,327	-	-	2,998	426
N783	Other human resources provision	s	s	s	s	s	s
N791	Travel agency and tour operator activities	75	-	-	-	-	-
N799	Other reservation service and related activities	25	-	-	-	-	-
N801	Private security activities	380	184	-	-	-	134
N802	Security systems service activities	10	-	-	-	-	-
N803	Investigation activities	3	-	-	-	-	-
N811	Combined facilities support activities	5	1,177	-	-	1,177	-
N812	Cleaning activities	79	-	-	-	-	-
N813	Landscape care and maintenance service activities	5	-	-	-	-	-
N821	Office administrative and support activities	9	165	-	-	-	165
N822	Call centers and other related activities	580	531,158	-	251,316	-	225,224
N823	Organization of conventions and trade shows	10	-	-	-	-	-
N829	Business support service activities, n.e.c.	54	39,310	-	22,747	-	7,220
	NCR	1,174	961,659	-	273,655	393,371	230,746
N771	Renting and leasing of motor vehicles	s	s	s	s	s	s
N772	Renting and leasing of personal and household goods	8	-	-	-	-	-
N773	Renting and leasing of other machinery, equipment and tangible goods, n.e.c.	23	60,629	-	-	60,629	-
N781	Activities of employment placement agencies	215	39,725	-	-	39,270	161
N782	Temporary employment agency activities	122	5,057	-	-	2,998	156
N783	Other human resources provision	s	s	s	s	s	s
N791	Travel agency and tour operator activities	69	-	-	-	-	-
N799	Other reservation service and related activities	17	-	-	-	-	-
N801	Private security activities	191	50	-	-	-	-
N802	Security systems service activities	9	-	-	-	-	-
N803	Investigation activities	s	s	s	s	s	s
N811	Combined facilities support activities	3	1,177	-	-	1,177	-
N812	Cleaning activities	49	-	-	-	-	-
N813	Landscape care and maintenance service activities	s	s	s	s	s	s
N821	Office administrative and support activities	8	-	-	-	-	-

Continued

Table 8a.1 --Continued

2009 PSIC Code	Region/Industry Description	Number of Establishments	Sale of Tangible Fixed Assets				
			Total	Land	Buildings, Other Structures and Land improvements	Transport Equipment	ICT Machinery and Equipment
		(1)	(2)	(3)	(4)	(5)	(6)
N822	Call centers and other related activities	403	525,547	-	250,907	-	222,343
N823	Organization of conventions and trade shows	10	-	-	-	-	-
N829	Business support service activities, n.e.c.	40	39,310	-	22,747	-	7,220
	CAR	19	18	-	2	-	16
N772	Renting and leasing of personal and household goods	s	s	s	s	s	s
N782	Temporary employment agency activities	s	s	s	s	s	s
N799	Other reservation service and related activities	s	s	s	s	s	s
N801	Private security activities	s	s	s	s	s	s
N812	Cleaning activities	s	s	s	s	s	s
N822	Call centers and other related activities	10	18	-	2	-	16
	I - Ilocos	12	-	-	-	-	-
N781	Activities of employment placement agencies	s	s	s	s	s	s
N782	Temporary employment agency activities	3	-	-	-	-	-
N801	Private security activities	5	-	-	-	-	-
N812	Cleaning activities	s	s	s	s	s	s
N822	Call centers and other related activities	s	s	s	s	s	s
	II - Cagayan Valley	4	-	-	-	-	-
N782	Temporary employment agency activities	s	s	s	s	s	s
N801	Private security activities	s	s	s	s	s	s
	III - Central Luzon	68	165	-	-	-	165
N781	Activities of employment placement agencies	7	-	-	-	-	-
N782	Temporary employment agency activities	12	-	-	-	-	-
N791	Travel agency and tour operator activities	s	s	s	s	s	s
N801	Private security activities	23	-	-	-	-	-
N812	Cleaning activities	5	-	-	-	-	-
N813	Landscape care and maintenance service activities	s	s	s	s	s	s
N821	Office administrative and support activities	s	s	s	s	s	s
N822	Call centers and other related activities	18	-	-	-	-	-
	IVA - CALABARZON	129	270	-	-	-	270
N773	Renting and leasing of other machinery, equipment and tangible goods, n.e.c.	5	-	-	-	-	-
N781	Activities of employment placement agencies	12	-	-	-	-	-
N782	Temporary employment agency activities	42	270	-	-	-	270
N801	Private security activities	35	-	-	-	-	-
N812	Cleaning activities	6	-	-	-	-	-
N813	Landscape care and maintenance service activities	s	s	s	s	s	s
N822	Call centers and other related activities	21	-	-	-	-	-

Continued

Table 8a.1 --Continued

2009 PSIC Code	Region/Industry Description	Number of Establishments	Sale of Tangible Fixed Assets				
			Total	Land	Buildings, Other Structures and Land improvements	Transport Equipment	ICT Machinery and Equipment
		(1)	(2)	(3)	(4)	(5)	(6)
N829	Business support service activities, n.e.c.	7	-	-	-	-	-
	IVB - MIMAROPA	5	-	-	-	-	-
N782	Temporary employment agency activities	s	s	s	s	s	s
N791	Travel agency and tour operator activities	s	s	s	s	s	s
N799	Other reservation service and related activities	s	s	s	s	s	s
N812	Cleaning activities	s	s	s	s	s	s
	V - Bicol	11	-	-	-	-	-
N781	Activities of employment placement agencies }						
N782	Temporary employment agency activities }	3	-	-	-	-	-
N801	Private security activities	4	-	-	-	-	-
N822	Call centers and other related activities	4	-	-	-	-	-
	VI - Western Visayas	69	-	-	-	-	-
N773	Renting and leasing of other machinery, equipment and tangible goods, n.e.c.	s	s	s	s	s	s
N781	Activities of employment placement agencies	s	s	s	s	s	s
N782	Temporary employment agency activities	12	-	-	-	-	-
N801	Private security activities	22	-	-	-	-	-
N812	Cleaning activities	s	s	s	s	s	s
N822	Call centers and other related activities	22	-	-	-	-	-
	VII - Central Visayas	186	5,593	-	407	-	2,865
N772	Renting and leasing of personal and household goods	s	s	s	s	s	s
N773	Renting and leasing of other machinery, equipment and tangible goods, n.e.c.	5	-	-	-	-	-
N781	Activities of employment placement agencies	5	-	-	-	-	-
N782	Temporary employment agency activities	52	-	-	-	-	-
N791	Travel agency and tour operator activities	3	-	-	-	-	-
N799	Other reservation service and related activities	4	-	-	-	-	-
N801	Private security activities	24	-	-	-	-	-
N803	Investigation activities	s	s	s	s	s	s
N811	Combined facilities support activities	s	s	s	s	s	s
N812	Cleaning activities	6	-	-	-	-	-
N813	Landscape care and maintenance service activities	s	s	s	s	s	s
N822	Call centers and other related activities	79	5,593	-	407	-	2,865
N829	Business support service activities, n.e.c.	3	-	-	-	-	-
	VIII - Eastern Visayas	11	-	-	-	-	-
N773	Renting and leasing of other machinery, equipment and tangible goods, n.e.c.	s	s	s	s	s	s
N781	Activities of employment placement agencies	s	s	s	s	s	s

Continued

Table 8a.1 –Continued

2009 PSIC Code	Region/Industry Description	Number of Establishments	Sale of Tangible Fixed Assets				
			Total	Land	Buildings, Other Structures and Land improvements	Transport Equipment	ICT Machinery and Equipment
		(1)	(2)	(3)	(4)	(5)	(6)
N782	Temporary employment agency activities	6	-	-	-	-	-
N801	Private security activities	2	-	-	-	-	-
	IX - Zamboanga Peninsula	24	-	-	-	-	-
N781	Activities of employment placement agencies	s	s	s	s	s	s
N782	Temporary employment agency activities	s	s	s	s	s	s
N791	Travel agency and tour operator activities	s	s	s	s	s	s
N801	Private security activities	15	-	-	-	-	-
	X - Northern Mindanao	51	134	-	-	-	134
N773	Renting and leasing of other machinery, equipment and tangible goods, n.e.c.	s	s	s	s	s	s
N781	Activities of employment placement agencies	12	-	-	-	-	-
N782	Temporary employment agency activities	17	-	-	-	-	-
N799	Other reservation service and related activities	s	s	s	s	s	s
N801	Private security activities	11	134	-	-	-	134
N812	Cleaning activities	4	-	-	-	-	-
N822	Call centers and other related activities	3	-	-	-	-	-
N829	Business support service activities, n.e.c.	s	s	s	s	s	s
	XI - Davao	80	-	-	-	-	-
N773	Renting and leasing of other machinery, equipment and tangible goods, n.e.c.	s	s	s	s	s	s
N781	Activities of employment placement agencies	7	-	-	-	-	-
N782	Temporary employment agency activities	18	-	-	-	-	-
N799	Other reservation service and related activities	s	s	s	s	s	s
N801	Private security activities	27	-	-	-	-	-
N812	Cleaning activities	4	-	-	-	-	-
N822	Call centers and other related activities	18	-	-	-	-	-
N829	Business support service activities, n.e.c.	3	-	-	-	-	-
	XII - SOCCSKSARGEN	22	-	-	-	-	-
N781	Activities of employment placement agencies	s	s	s	s	s	s
N782	Temporary employment agency activities	11	-	-	-	-	-
N801	Private security activities	7	-	-	-	-	-
N802	Security systems service activities	s	s	s	s	s	s
N822	Call centers and other related activities	s	s	s	s	s	s
	XIII - Caraga	7	-	-	-	-	-
N801	Private security activities	} 7	-	-	-	-	-
	ARMM	}					
N812	Cleaning activities						

Continued

Table 8a.1 --Continued

2009 PSIC Code	Region/Industry Description	Sale of Tangible Fixed Assets				
		Specialized Industrial Machineries	General Industrial Machineries	Other Machinery and Equipment	Valuables	Other Tangible Fixed Assets
		(7)	(8)	(9)	(11)	(12)
	Philippines	-	2,076	11,762	1	52,368
N771	Renting and leasing of motor vehicles	s	s	s	s	s
N772	Renting and leasing of personal and household goods	-	-	-	-	-
N773	Renting and leasing of other machinery, equipment and tangible goods, n.e.c.	-	-	-	-	-
N781	Activities of employment placement agencies	-	-	-	-	295
N782	Temporary employment agency activities	-	1,892	-	1	10
N783	Other human resources provision	s	s	s	s	s
N791	Travel agency and tour operator activities	-	-	-	-	-
N799	Other reservation service and related activities	-	-	-	-	-
N801	Private security activities	-	-	-	-	50
N802	Security systems service activities	-	-	-	-	-
N803	Investigation activities	-	-	-	-	-
N811	Combined facilities support activities	-	-	-	-	-
N812	Cleaning activities	-	-	-	-	-
N813	Landscape care and maintenance service activities	-	-	-	-	-
N821	Office administrative and support activities	-	-	-	-	-
N822	Call centers and other related activities	-	185	11,762	-	42,670
N823	Organization of conventions and trade shows	-	-	-	-	-
N829	Business support service activities, n.e.c.	-	-	-	-	9,344
	NCR	-	2,076	9,441	1	52,368
N771	Renting and leasing of motor vehicles	s	s	s	s	s
N772	Renting and leasing of personal and household goods	-	-	-	-	-
N773	Renting and leasing of other machinery, equipment and tangible goods, n.e.c.	-	-	-	-	-
N781	Activities of employment placement agencies	-	-	-	-	295
N782	Temporary employment agency activities	-	1,892	-	1	10
N783	Other human resources provision	s	s	s	s	s
N791	Travel agency and tour operator activities	-	-	-	-	-
N799	Other reservation service and related activities	-	-	-	-	-
N801	Private security activities	-	-	-	-	50
N802	Security systems service activities	-	-	-	-	-
N803	Investigation activities	s	s	s	s	s
N811	Combined facilities support activities	-	-	-	-	-
N812	Cleaning activities	-	-	-	-	-
N813	Landscape care and maintenance service activities	s	s	s	s	s
N821	Office administrative and support activities	-	-	-	-	-
N822	Call centers and other related activities	-	185	9,441	-	42,670
N823	Organization of conventions and trade shows	-	-	-	-	-
N829	Business support service activities, n.e.c.	-	-	-	-	9,344
	CAR	-	-	-	-	-
N772	Renting and leasing of personal and household goods	s	s	s	s	s

Continued

Table 8a.1 --Continued

2009 PSIC Code	Region/Industry Description	Sale of Tangible Fixed Assets				
		Specialized Industrial Machineries	General Industrial Machineries	Other Machinery and Equipment	Valuables	Other Tangible Fixed Assets
		(7)	(8)	(9)	(11)	(12)
N782	Temporary employment agency activities	\$	\$	\$	\$	\$
N799	Other reservation service and related activities	\$	\$	\$	\$	\$
N801	Private security activities	\$	\$	\$	\$	\$
N812	Cleaning activities	\$	\$	\$	\$	\$
N822	Call centers and other related activities	-	-	-	-	-
	I - Ilocos	-	-	-	-	-
N781	Activities of employment placement agencies	\$	\$	\$	\$	\$
N782	Temporary employment agency activities	-	-	-	-	-
N801	Private security activities	-	-	-	-	-
N812	Cleaning activities	\$	\$	\$	\$	\$
N822	Call centers and other related activities	\$	\$	\$	\$	\$
	II - Cagayan Valley	-	-	-	-	-
N782	Temporary employment agency activities	\$	\$	\$	\$	\$
N801	Private security activities	\$	\$	\$	\$	\$
	III - Central Luzon	-	-	-	-	-
N781	Activities of employment placement agencies	-	-	-	-	-
N782	Temporary employment agency activities	-	-	-	-	-
N791	Travel agency and tour operator activities	\$	\$	\$	\$	\$
N801	Private security activities	-	-	-	-	-
N812	Cleaning activities	-	-	-	-	-
N813	Landscape care and maintenance service activities	\$	\$	\$	\$	\$
N821	Office administrative and support activities	\$	\$	\$	\$	\$
N822	Call centers and other related activities	-	-	-	-	-
	IVA - CALABARZON	-	-	-	-	-
N773	Renting and leasing of other machinery, equipment and tangible goods, n.e.c.	-	-	-	-	-
N781	Activities of employment placement agencies	-	-	-	-	-
N782	Temporary employment agency activities	-	-	-	-	-
N801	Private security activities	-	-	-	-	-
N812	Cleaning activities	-	-	-	-	-
N813	Landscape care and maintenance service activities	\$	\$	\$	\$	\$
N822	Call centers and other related activities	-	-	-	-	-
N829	Business support service activities, n.e.c.	-	-	-	-	-
	IVB - MIMAROPA	-	-	-	-	-
N782	Temporary employment agency activities	\$	\$	\$	\$	\$
N791	Travel agency and tour operator activities	\$	\$	\$	\$	\$
N799	Other reservation service and related activities	\$	\$	\$	\$	\$
N812	Cleaning activities	\$	\$	\$	\$	\$
	V - Bicol	-	-	-	-	-
N781	Activities of employment placement agencies					

Continued

Table 8a.1 --Continued

2009 PSIC Code	Region/Industry Description	Sale of Tangible Fixed Assets				
		Specialized Industrial Machineries	General Industrial Machineries	Other Machinery and Equipment	Valuables	Other Tangible Fixed Assets
		(7)	(8)	(9)	(11)	(12)
N782	Temporary employment agency activities	-	-	-	-	-
N801	Private security activities	-	-	-	-	-
N822	Call centers and other related activities	-	-	-	-	-
	VI - Western Visayas	-	-	-	-	-
N773	Renting and leasing of other machinery, equipment and tangible goods, n.e.c.	\$	\$	\$	\$	\$
N781	Activities of employment placement agencies	\$	\$	\$	\$	\$
N782	Temporary employment agency activities	-	-	-	-	-
N801	Private security activities	-	-	-	-	-
N812	Cleaning activities	\$	\$	\$	\$	\$
N822	Call centers and other related activities	-	-	-	-	-
	VII - Central Visayas	-	-	2,321	-	-
N772	Renting and leasing of personal and household goods	\$	\$	\$	\$	\$
N773	Renting and leasing of other machinery, equipment and tangible goods, n.e.c.	-	-	-	-	-
N781	Activities of employment placement agencies	-	-	-	-	-
N782	Temporary employment agency activities	-	-	-	-	-
N791	Travel agency and tour operator activities	-	-	-	-	-
N799	Other reservation service and related activities	-	-	-	-	-
N801	Private security activities	-	-	-	-	-
N803	Investigation activities	\$	\$	\$	\$	\$
N811	Combined facilities support activities	\$	\$	\$	\$	\$
N812	Cleaning activities	-	-	-	-	-
N813	Landscape care and maintenance service activities	\$	\$	\$	\$	\$
N822	Call centers and other related activities	-	-	2,321	-	-
N829	Business support service activities, n.e.c.	-	-	-	-	-
	VIII - Eastern Visayas	-	-	-	-	-
N773	Renting and leasing of other machinery, equipment and tangible goods, n.e.c.	\$	\$	\$	\$	\$
N781	Activities of employment placement agencies	\$	\$	\$	\$	\$
N782	Temporary employment agency activities	-	-	-	-	-
N801	Private security activities	-	-	-	-	-
	IX - Zamboanga Peninsula	-	-	-	-	-
N781	Activities of employment placement agencies	\$	\$	\$	\$	\$
N782	Temporary employment agency activities	\$	\$	\$	\$	\$
N791	Travel agency and tour operator activities	\$	\$	\$	\$	\$
N801	Private security activities	-	-	-	-	-

Continued

Table 8a.1 --Concluded

2009 PSIC Code	Region/Industry Description	Sale of Tangible Fixed Assets				
		Specialized Industrial Machineries	General Industrial Machineries	Other Machinery and Equipment	Valuables	Other Tangible Fixed Assets
		(7)	(8)	(9)	(11)	(12)
	X - Northern Mindanao	-	-	-	-	-
N773	Renting and leasing of other machinery, equipment and tangible goods, n.e.c.	\$	\$	\$	\$	\$
N781	Activities of employment placement agencies	-	-	-	-	-
N782	Temporary employment agency activities	-	-	-	-	-
N799	Other reservation service and related activities	\$	\$	\$	\$	\$
N801	Private security activities	-	-	-	-	-
N812	Cleaning activities	-	-	-	-	-
N822	Call centers and other related activities	-	-	-	-	-
N829	Business support service activities, n.e.c.	\$	\$	\$	\$	\$
	XI - Davao	-	-	-	-	-
N773	Renting and leasing of other machinery, equipment and tangible goods, n.e.c.	\$	\$	\$	\$	\$
N781	Activities of employment placement agencies	-	-	-	-	-
N782	Temporary employment agency activities	-	-	-	-	-
N799	Other reservation service and related activities	\$	\$	\$	\$	\$
N801	Private security activities	-	-	-	-	-
N812	Cleaning activities	-	-	-	-	-
N822	Call centers and other related activities	-	-	-	-	-
N829	Business support service activities, n.e.c.	-	-	-	-	-
	XII - SOCCSKSARGEN	-	-	-	-	-
N781	Activities of employment placement agencies	\$	\$	\$	\$	\$
N782	Temporary employment agency activities	-	-	-	-	-
N801	Private security activities	-	-	-	-	-
N802	Security systems service activities	\$	\$	\$	\$	\$
N822	Call centers and other related activities	\$	\$	\$	\$	\$
	XIII - Caraga	-	-	-	-	-
N801	Private security activities	-	-	-	-	-
	ARMM	-	-	-	-	-
N812	Cleaning activities	-	-	-	-	-

TABLE 8a.2 Number of Establishments and Losses and Damages to Tangible Fixed Assets by Type for Administrative and Support Service Activities Establishments with Total Employment of 20 and Over by Region and Industry Sub-Class: Philippines, 2017

(Values are in thousand pesos, except for number of establishments.)

Details may not add-up to total due to rounding and/or statistical disclosure control.)

2009 PSIC Code	Region/Industry Description	Number of Establishments	Losses and Damages				
			Total	Land	Buildings, Other Structures and Land Improvements	Transport Equipment	ICT Machinery and Equipment
	Philippines	1,872	313,217	-	159,813	31,806	78,761
N771	Renting and leasing of motor vehicles	s	s	s	s	s	s
N772	Renting and leasing of personal and household goods	10	-	-	-	-	-
N773	Renting and leasing of other machinery, equipment and tangible goods, n.e.c.	40	-	-	-	-	-
N781	Activities of employment placement agencies	276	-	-	-	-	-
N782	Temporary employment agency activities	308	8,641	-	637	3,115	15
N783	Other human resources provision	s	s	s	s	s	s
N791	Travel agency and tour operator activities	75	32,564	-	14,861	17,703	-
N799	Other reservation service and related activities	25	582	-	-	-	582
N801	Private security activities	380	33,043	-	10,283	6,180	-
N802	Security systems service activities	10	-	-	-	-	-
N803	Investigation activities	3	-	-	-	-	-
N811	Combined facilities support activities	5	-	-	-	-	-
N812	Cleaning activities	79	-	-	-	-	-
N813	Landscape care and maintenance service activities	5	43	-	-	43	-
N821	Office administrative and support activities	9	-	-	-	-	-
N822	Call centers and other related activities	580	238,280	-	134,032	4,712	78,156
N823	Organization of conventions and trade shows	10	-	-	-	-	-
N829	Business support service activities, n.e.c.	54	63	-	-	53	8
	NCR	1,174	304,202	-	158,190	29,285	78,753
N771	Renting and leasing of motor vehicles	s	s	s	s	s	s
N772	Renting and leasing of personal and household goods	8	-	-	-	-	-
N773	Renting and leasing of other machinery, equipment and tangible goods, n.e.c.	23	-	-	-	-	-
N781	Activities of employment placement agencies	215	-	-	-	-	-
N782	Temporary employment agency activities	122	717	-	-	690	15
N783	Other human resources provision	s	s	s	s	s	s
N791	Travel agency and tour operator activities	69	32,564	-	14,861	17,703	-
N799	Other reservation service and related activities	17	582	-	-	-	582
N801	Private security activities	191	33,043	-	10,283	6,180	-
N802	Security systems service activities	9	-	-	-	-	-
N803	Investigation activities	s	s	s	s	s	s
N811	Combined facilities support activities	3	-	-	-	-	-
N812	Cleaning activities	49	-	-	-	-	-
N813	Landscape care and maintenance service activities	s	s	s	s	s	s
N821	Office administrative and support activities	8	-	-	-	-	-
N822	Call centers and other related activities	403	237,295	-	133,047	4,712	78,156

Continued

Table 8a.2 –Continued

2009 PSIC Code	Region/Industry Description	Number of Establishments	Losses and Damages				
			Total	Land	Buildings, Other Structures and Land Improvements	Transport Equipment	ICT Machinery and Equipment
		(1)	(2)	(3)	(4)	(5)	(6)
N823	Organization of conventions and trade shows	10	-	-	-	-	-
N829	Business support service activities, n.e.c.	40	-	-	-	-	-
	CAR	19	-	-	-	-	-
N772	Renting and leasing of personal and household goods	s	s	s	s	s	s
N782	Temporary employment agency activities	s	s	s	s	s	s
N799	Other reservation service and related activities	s	s	s	s	s	s
N801	Private security activities	s	s	s	s	s	s
N812	Cleaning activities	s	s	s	s	s	s
N822	Call centers and other related activities	10	-	-	-	-	-
	I - Ilocos	12	-	-	-	-	-
N781	Activities of employment placement agencies	s	s	s	s	s	s
N782	Temporary employment agency activities	3	-	-	-	-	-
N801	Private security activities	5	-	-	-	-	-
N812	Cleaning activities	s	s	s	s	s	s
N822	Call centers and other related activities	s	s	s	s	s	s
	II - Cagayan Valley	4	-	-	-	-	-
N782	Temporary employment agency activities	s	s	s	s	s	s
N801	Private security activities	s	s	s	s	s	s
	III - Central Luzon	68	273	-	230	43	-
N781	Activities of employment placement agencies	7	-	-	-	-	-
N782	Temporary employment agency activities	12	-	-	-	-	-
N791	Travel agency and tour operator activities	s	s	s	s	s	s
N801	Private security activities	23	-	-	-	-	-
N812	Cleaning activities	5	-	-	-	-	-
N813	Landscape care and maintenance service activities	s	s	s	s	s	s
N821	Office administrative and support activities	s	s	s	s	s	s
N822	Call centers and other related activities	18	230	-	230	-	-
	IVA - CALABARZON	129	-	-	-	-	-
N773	Renting and leasing of other machinery, equipment and tangible goods, n.e.c.	5	-	-	-	-	-
N781	Activities of employment placement agencies	12	-	-	-	-	-
N782	Temporary employment agency activities	42	-	-	-	-	-
N801	Private security activities	35	-	-	-	-	-
N812	Cleaning activities	6	-	-	-	-	-
N813	Landscape care and maintenance service activities	s	s	s	s	s	s
N822	Call centers and other related activities	21	-	-	-	-	-
N829	Business support service activities, n.e.c.	7	-	-	-	-	-

Continued

Table 8a.2 –Continued

2009 PSIC Code	Region/Industry Description	Number of Establishments	Losses and Damages				
			Total	Land	Buildings, Other Structures and Land Improvements	Transport Equipment	ICT Machinery and Equipment
	IVB - MIMAROPA	5	-	-	-	-	
N782	Temporary employment agency activities	s	s	s	s	s	
N791	Travel agency and tour operator activities	s	s	s	s	s	
N799	Other reservation service and related activities	s	s	s	s	s	
N812	Cleaning activities	s	s	s	s	s	
	V - Bicol	11	-	-	-	-	
N781	Activities of employment placement agencies	}					
N782	Temporary employment agency activities	}	3	-	-	-	-
N801	Private security activities		4	-	-	-	-
N822	Call centers and other related activities		4	-	-	-	-
	VI - Western Visayas	69	570	-	570	-	
N773	Renting and leasing of other machinery, equipment and tangible goods, n.e.c.	s	s	s	s	s	
N781	Activities of employment placement agencies	s	s	s	s	s	
N782	Temporary employment agency activities	12	-	-	-	-	
N801	Private security activities	22	-	-	-	-	
N812	Cleaning activities	s	s	s	s	s	
N822	Call centers and other related activities	22	570	-	570	-	
	VII - Central Visayas	186	8,172	-	822	2,478	
N772	Renting and leasing of personal and household goods	s	s	s	s	s	
N773	Renting and leasing of other machinery, equipment and tangible goods, n.e.c.	5	-	-	-	-	
N781	Activities of employment placement agencies	5	-	-	-	-	
N782	Temporary employment agency activities	52	7,924	-	637	2,425	
N791	Travel agency and tour operator activities	3	-	-	-	-	
N799	Other reservation service and related activities	4	-	-	-	-	
N801	Private security activities	24	-	-	-	-	
N803	Investigation activities	s	s	s	s	s	
N811	Combined facilities support activities	s	s	s	s	s	
N812	Cleaning activities	6	-	-	-	-	
N813	Landscape care and maintenance service activities	s	s	s	s	s	
N822	Call centers and other related activities	79	185	-	185	-	
N829	Business support service activities, n.e.c.	3	63	-	-	53	
	VIII - Eastern Visayas	11	-	-	-	-	
N773	Renting and leasing of other machinery, equipment and tangible goods, n.e.c.	s	s	s	s	s	
N781	Activities of employment placement agencies	s	s	s	s	s	
N782	Temporary employment agency activities	6	-	-	-	-	

Continued

Table 8a.2 --Continued

2009 PSIC Code	Region/Industry Description	Number of Establishments	Losses and Damages				
			Total	Land	Buildings, Other Structures and Land Improvements	Transport Equipment	ICT Machinery and Equipment
N801	Private security activities	2	-	-	-	-	-
	IX - Zamboanga Peninsula	24	-	-	-	-	-
N781	Activities of employment placement agencies	s	s	s	s	s	s
N782	Temporary employment agency activities	s	s	s	s	s	s
N791	Travel agency and tour operator activities	s	s	s	s	s	s
N801	Private security activities	15	-	-	-	-	-
	X - Northern Mindanao	51	-	-	-	-	-
N773	Renting and leasing of other machinery, equipment and tangible goods, n.e.c.	s	s	s	s	s	s
N781	Activities of employment placement agencies	12	-	-	-	-	-
N782	Temporary employment agency activities	17	-	-	-	-	-
N799	Other reservation service and related activities	s	s	s	s	s	s
N801	Private security activities	11	-	-	-	-	-
N812	Cleaning activities	4	-	-	-	-	-
N822	Call centers and other related activities	3	-	-	-	-	-
N829	Business support service activities, n.e.c.	s	s	s	s	s	s
	XI - Davao	80	-	-	-	-	-
N773	Renting and leasing of other machinery, equipment and tangible goods, n.e.c.	s	s	s	s	s	s
N781	Activities of employment placement agencies	7	-	-	-	-	-
N782	Temporary employment agency activities	18	-	-	-	-	-
N799	Other reservation service and related activities	s	s	s	s	s	s
N801	Private security activities	27	-	-	-	-	-
N812	Cleaning activities	4	-	-	-	-	-
N822	Call centers and other related activities	18	-	-	-	-	-
N829	Business support service activities, n.e.c.	3	-	-	-	-	-
	XII - SOCCSKSARGEN	22	-	-	-	-	-
N781	Activities of employment placement agencies	s	s	s	s	s	s
N782	Temporary employment agency activities	11	-	-	-	-	-
N801	Private security activities	7	-	-	-	-	-
N802	Security systems service activities	s	s	s	s	s	s
N822	Call centers and other related activities	s	s	s	s	s	s
	XIII - Caraga	7	-	-	-	-	-
N801	Private security activities	7	-	-	-	-	-
	ARMM						
N812	Cleaning activities						

Continued

Table 8a.2 --Continued

2009 PSIC Code	Industry Description	Losses and Damages					
		Specialized Industrial Machineries	General Industrial Machineries	Other Machinery and Equipment	Library Books	Valuables	Other Tangible Fixed Assets
		(7)	(8)	(9)	(10)	(11)	(12)
	Philippines	4,250	4,731	13,265	-	-	20,591
N771	Renting and leasing of motor vehicles	\$	\$	\$	\$	\$	\$
N772	Renting and leasing of personal and household goods	-	-	-	-	-	-
N773	Renting and leasing of other machinery, equipment and tangible goods, n.e.c.	-	-	-	-	-	-
N781	Activities of employment placement agencies	-	-	-	-	-	-
N782	Temporary employment agency activities	-	4,731	-	-	-	142
N783	Other human resources provision	\$	\$	\$	\$	\$	\$
N791	Travel agency and tour operator activities	-	-	-	-	-	-
N799	Other reservation service and related activities	-	-	-	-	-	-
N801	Private security activities	-	-	13,265	-	-	3,316
N802	Security systems service activities	-	-	-	-	-	-
N803	Investigation activities	-	-	-	-	-	-
N811	Combined facilities support activities	-	-	-	-	-	-
N812	Cleaning activities	-	-	-	-	-	-
N813	Landscape care and maintenance service activities	-	-	-	-	-	-
N821	Office administrative and support activities	-	-	-	-	-	-
N822	Call centers and other related activities	4,250	-	-	-	-	17,130
N823	Organization of conventions and trade shows	-	-	-	-	-	-
N829	Business support service activities, n.e.c.	-	-	-	-	-	2
	NCR	4,250	10	13,265	-	-	20,448
N771	Renting and leasing of motor vehicles	\$	\$	\$	\$	\$	\$
N772	Renting and leasing of personal and household goods	-	-	-	-	-	-
N773	Renting and leasing of other machinery, equipment and tangible goods, n.e.c.	-	-	-	-	-	-
N781	Activities of employment placement agencies	-	-	-	-	-	-
N782	Temporary employment agency activities	-	10	-	-	-	2
N783	Other human resources provision	\$	\$	\$	\$	\$	\$
N791	Travel agency and tour operator activities	-	-	-	-	-	-
N799	Other reservation service and related activities	-	-	-	-	-	-
N801	Private security activities	-	-	13,265	-	-	3,316
N802	Security systems service activities	-	-	-	-	-	-
N803	Investigation activities	\$	\$	\$	\$	\$	\$
N811	Combined facilities support activities	-	-	-	-	-	-
N812	Cleaning activities	-	-	-	-	-	-
N813	Landscape care and maintenance service activities	\$	\$	\$	\$	\$	\$
N821	Office administrative and support activities	-	-	-	-	-	-
N822	Call centers and other related activities	4,250	-	-	-	-	17,130
N823	Organization of conventions and trade shows	-	-	-	-	-	-
N829	Business support service activities, n.e.c.	-	-	-	-	-	-

Continued

Table 8a.2 --Continued

2009 PSIC Code	Industry Description	Losses and Damages					
		Specialized Industrial Machineries	General Industrial Machineries	Other Machinery and Equipment	Library Books	Valuables	Other Tangible Fixed Assets
		(7)	(8)	(9)	(10)	(11)	(12)
	CAR	-	-	-	-	-	-
N772	Renting and leasing of personal and household goods	\$	\$	\$	\$	\$	\$
N782	Temporary employment agency activities	\$	\$	\$	\$	\$	\$
N799	Other reservation service and related activities	\$	\$	\$	\$	\$	\$
N801	Private security activities	\$	\$	\$	\$	\$	\$
N812	Cleaning activities	\$	\$	\$	\$	\$	\$
N822	Call centers and other related activities	-	-	-	-	-	-
	I - Ilocos	-	-	-	-	-	-
N781	Activities of employment placement agencies	\$	\$	\$	\$	\$	\$
N782	Temporary employment agency activities	-	-	-	-	-	-
N801	Private security activities	-	-	-	-	-	-
N812	Cleaning activities	\$	\$	\$	\$	\$	\$
N822	Call centers and other related activities	\$	\$	\$	\$	\$	\$
	II - Cagayan Valley	-	-	-	-	-	-
N782	Temporary employment agency activities	\$	\$	\$	\$	\$	\$
N801	Private security activities	\$	\$	\$	\$	\$	\$
	III - Central Luzon	-	-	-	-	-	-
N781	Activities of employment placement agencies	-	-	-	-	-	-
N782	Temporary employment agency activities	-	-	-	-	-	-
N791	Travel agency and tour operator activities	\$	\$	\$	\$	\$	\$
N801	Private security activities	-	-	-	-	-	-
N812	Cleaning activities	-	-	-	-	-	-
N813	Landscape care and maintenance service activities	\$	\$	\$	\$	\$	\$
N821	Office administrative and support activities	\$	\$	\$	\$	\$	\$
N822	Call centers and other related activities	-	-	-	-	-	-
	IVA - CALABARZON	-	-	-	-	-	-
N773	Renting and leasing of other machinery, equipment and tangible goods, n.e.c.	-	-	-	-	-	-
N781	Activities of employment placement agencies	-	-	-	-	-	-
N782	Temporary employment agency activities	-	-	-	-	-	-
N801	Private security activities	-	-	-	-	-	-
N812	Cleaning activities	-	-	-	-	-	-
N813	Landscape care and maintenance service activities	\$	\$	\$	\$	\$	\$
N822	Call centers and other related activities	-	-	-	-	-	-
N829	Business support service activities, n.e.c.	-	-	-	-	-	-
	IVB - MIMAROPA	-	-	-	-	-	-
N782	Temporary employment agency activities	\$	\$	\$	\$	\$	\$
N791	Travel agency and tour operator activities	\$	\$	\$	\$	\$	\$

Continued

Table 8a.2 --Continued

2009 PSIC Code	Industry Description	Losses and Damages					
		Specialized Industrial Machineries	General Industrial Machineries	Other Machinery and Equipment	Library Books	Valuables	Other Tangible Fixed Assets
		(7)	(8)	(9)	(10)	(11)	(12)
N799	Other reservation service and related activities	\$	\$	\$	\$	\$	\$
N812	Cleaning activities	\$	\$	\$	\$	\$	\$
	V - Bicol	-	-	-	-	-	-
N781	Activities of employment placement agencies }						
N782	Temporary employment agency activities }	-	-	-	-	-	-
N801	Private security activities	-	-	-	-	-	-
N822	Call centers and other related activities	-	-	-	-	-	-
	VI - Western Visayas	-	-	-	-	-	-
N773	Renting and leasing of other machinery, equipment and tangible goods, n.e.c.	\$	\$	\$	\$	\$	\$
N781	Activities of employment placement agencies	\$	\$	\$	\$	\$	\$
N782	Temporary employment agency activities	-	-	-	-	-	-
N801	Private security activities	-	-	-	-	-	-
N812	Cleaning activities	\$	\$	\$	\$	\$	\$
N822	Call centers and other related activities	-	-	-	-	-	-
	VII - Central Visayas	-	4,721	-	-	-	142
N772	Renting and leasing of personal and household goods	\$	\$	\$	\$	\$	\$
N773	Renting and leasing of other machinery, equipment and tangible goods, n.e.c.	-	-	-	-	-	-
N781	Activities of employment placement agencies	-	-	-	-	-	-
N782	Temporary employment agency activities	-	4,721	-	-	-	140
N791	Travel agency and tour operator activities	-	-	-	-	-	-
N799	Other reservation service and related activities	-	-	-	-	-	-
N801	Private security activities	-	-	-	-	-	-
N803	Investigation activities	\$	\$	\$	\$	\$	\$
N811	Combined facilities support activities	\$	\$	\$	\$	\$	\$
N812	Cleaning activities	-	-	-	-	-	-
N813	Landscape care and maintenance service activities	\$	\$	\$	\$	\$	\$
N822	Call centers and other related activities	-	-	-	-	-	-
N829	Business support service activities, n.e.c.	-	-	-	-	-	2
	VIII - Eastern Visayas	-	-	-	-	-	-
N773	Renting and leasing of other machinery, equipment and tangible goods, n.e.c.	\$	\$	\$	\$	\$	\$
N781	Activities of employment placement agencies	\$	\$	\$	\$	\$	\$
N782	Temporary employment agency activities	-	-	-	-	-	-
N801	Private security activities	-	-	-	-	-	-
	IX - Zamboanga Peninsula	-	-	-	-	-	-
N781	Activities of employment placement agencies	\$	\$	\$	\$	\$	\$

Continued

Table 8a.2 --Concluded

2009 PSIC Code	Industry Description	Losses and Damages					
		Specialized Industrial Machineries	General Industrial Machineries	Other Machinery and Equipment	Library Books	Valuables	Other Tangible Fixed Assets
		(7)	(8)	(9)	(10)	(11)	(12)
N782	Temporary employment agency activities	\$	\$	\$	\$	\$	\$
N791	Travel agency and tour operator activities	\$	\$	\$	\$	\$	\$
N801	Private security activities	-	-	-	-	-	-
	X - Northern Mindanao	-	-	-	-	-	5
N773	Renting and leasing of other machinery, equipment and tangible goods, n.e.c.	\$	\$	\$	\$	\$	\$
N781	Activities of employment placement agencies	-	-	-	-	-	-
N782	Temporary employment agency activities	-	-	-	-	-	-
N799	Other reservation service and related activities	\$	\$	\$	\$	\$	\$
N801	Private security activities	-	-	-	-	-	-
N812	Cleaning activities	-	-	-	-	-	-
N822	Call centers and other related activities	-	-	-	-	-	-
N829	Business support service activities, n.e.c.	\$	\$	\$	\$	\$	\$
	XI - Davao	-	-	-	-	-	-
N773	Renting and leasing of other machinery, equipment and tangible goods, n.e.c.	\$	\$	\$	\$	\$	\$
N781	Activities of employment placement agencies	-	-	-	-	-	-
N782	Temporary employment agency activities	-	-	-	-	-	-
N799	Other reservation service and related activities	\$	\$	\$	\$	\$	\$
N801	Private security activities	-	-	-	-	-	-
N812	Cleaning activities	-	-	-	-	-	-
N822	Call centers and other related activities	-	-	-	-	-	-
N829	Business support service activities, n.e.c.	-	-	-	-	-	-
	XII - SOCCSKSARGEN	-	-	-	-	-	-
N781	Activities of employment placement agencies	\$	\$	\$	\$	\$	\$
N782	Temporary employment agency activities	-	-	-	-	-	-
N801	Private security activities	-	-	-	-	-	-
N802	Security systems service activities	\$	\$	\$	\$	\$	\$
N822	Call centers and other related activities	\$	\$	\$	\$	\$	\$
	XIII - Caraga	-	-	-	-	-	-
N801	Private security activities	}	-	-	-	-	-
	ARMM	}					
N812	Cleaning activities						

TABLE 9a Number of Establishments and Book Value by Type of Tangible Fixed Assets for Administrative and Support Service Activities Establishments with Total Employment of 20 and Over by Industry Division: Philippines, 2017

(Values are in thousand pesos, except for number of establishments.)

Details may not add-up to total due to rounding and/or statistical disclosure control.)

2009 PSIC Code	Region/Industry Description	Number of Establishments	Book Value of Tangible Fixed Assets as of December 31, 2016				
			Total	Land	Buildings, Other Structures and Land Improvements	Transport Equipment	ICT Machinery and Equipment
			(1)	(2)	(3)	(4)	(5)
	Philippines	1,872	58,068,270	2,358,554	20,551,673	6,065,082	15,732,692
N771	Renting and leasing of motor vehicles	s	s	s	s	s	s
N772	Renting and leasing of personal and household goods	10	246,904	22,000	16,494	64,578	6,455
N773	Renting and leasing of other machinery, equipment and tangible goods, n.e.c.	40	4,764,706	250,468	127,537	1,578,311	28,716
N781	Activities of employment placement agencies	276	1,338,658	134,459	276,948	540,954	129,533
N782	Temporary employment agency activities	308	4,627,771	887,337	2,177,713	586,360	226,100
N783	Other human resources provision	s	s	s	s	s	s
N791	Travel agency and tour operator activities	75	572,197	60,989	325,740	79,936	25,173
N799	Other reservation service and related activities	25	621,524	-	314,524	13,556	188,406
N801	Private security activities	380	2,072,034	151,861	222,323	495,250	403,468
N802	Security systems service activities	10	54,364	2,564	9,332	18,413	18,361
N803	Investigation activities	3	24,914	-	16,633	3,565	2,184
N811	Combined facilities support activities	5	7,545	-	400	234	727
N812	Cleaning activities	79	1,318,831	144,595	198,133	330,586	84,473
N813	Landscape care and maintenance service activities	5	18,434	1,038	6,774	2,682	30
N821	Office administrative and support activities	9	275,032	2,849	155,462	2,300	91,300
N822	Call centers and other related activities	580	38,312,968	189,731	16,273,344	441,603	14,289,510
N823	Organization of conventions and trade shows	10	64,203	-	12,227	21,236	9,700
N829	Business support service activities, n.e.c.	54	1,696,191	397,180	370,893	117,544	113,418
	NCR	1,174	43,838,030	1,780,427	15,548,221	4,859,999	12,125,934
N771	Renting and leasing of motor vehicles	s	s	s	s	s	s
N772	Renting and leasing of personal and household goods	8	221,541	16,000	11,005	52,198	6,355
N773	Renting and leasing of other machinery, equipment and tangible goods, n.e.c.	23	2,931,123	179,826	46,146	1,083,645	17,182
N781	Activities of employment placement agencies	215	1,059,763	103,583	219,458	430,248	103,132
N782	Temporary employment agency activities	122	3,389,765	651,795	1,798,543	365,409	191,049
N783	Other human resources provision	s	s	s	s	s	s
N791	Travel agency and tour operator activities	69	514,155	55,403	302,827	67,155	23,159
N799	Other reservation service and related activities	17	463,996	-	265,233	12,101	183,318
N801	Private security activities	191	1,152,655	72,929	93,041	288,869	313,437
N802	Security systems service activities	9	42,077	-	4,096	15,528	17,880
N803	Investigation activities	s	s	s	s	s	s
N811	Combined facilities support activities	3	7,211	-	400	-	665
N812	Cleaning activities	49	994,950	29,185	125,298	245,768	77,342
N813	Landscape care and maintenance service activities	s	s	s	s	s	s
N821	Office administrative and support activities	8	91,088	2,849	29,098	2,300	47,819
N822	Call centers and other related activities	403	29,369,083	185,503	12,318,148	396,644	10,914,072

Continued

Table 9a --Continued

2009 PSIC Code	Region/Industry Description	Number of Establishments	Book Value of Tangible Fixed Assets as of December 31, 2016				
			Total	Land	Buildings, Other Structures and Land Improvements	Transport Equipment	ICT Machinery and Equipment
N823	Organization of conventions and trade shows	10	64,203	-	12,227	21,236	9,700
N829	Business support service activities, n.e.c.	40	1,458,664	369,416	263,418	105,337	103,666
	CAR	19	687,745	1,000	304,263	5,785	155,670
N772	Renting and leasing of personal and household goods	s	s	s	s	s	s
N782	Temporary employment agency activities	s	s	s	s	s	s
N799	Other reservation service and related activities	s	s	s	s	s	s
N801	Private security activities	s	s	s	s	s	s
N812	Cleaning activities	s	s	s	s	s	s
N822	Call centers and other related activities	10	520,847	-	251,074	229	153,951
	I - Ilocos	12	165,640	107,793	31,819	7,066	3,567
N781	Activities of employment placement agencies	s	s	s	s	s	s
N782	Temporary employment agency activities	3	4,709	2,000	1,800	-	138
N801	Private security activities	5	19,624	2,050	4,246	6,333	677
N812	Cleaning activities	s	s	s	s	s	s
N822	Call centers and other related activities	s	s	s	s	s	s
	II - Cagayan Valley	4	12,066	650	800	4,263	583
N782	Temporary employment agency activities	s	s	s	s	s	s
N801	Private security activities	s	s	s	s	s	s
	III - Central Luzon	68	1,473,358	6,365	508,611	106,876	554,297
N781	Activities of employment placement agencies	7	971	-	200	631	69
N782	Temporary employment agency activities	12	64,918	700	9,666	19,321	7,050
N791	Travel agency and tour operator activities	s	s	s	s	s	s
N801	Private security activities	23	96,970	5,665	34,545	37,399	4,582
N812	Cleaning activities	5	108,851	-	41,158	44,746	482
N813	Landscape care and maintenance service activities	s	s	s	s	s	s
N821	Office administrative and support activities	s	s	s	s	s	s
N822	Call centers and other related activities	18	1,005,429	-	290,839	2,642	498,632
	IVA - CALABARZON	129	2,735,675	103,291	727,996	290,540	426,967
N773	Renting and leasing of other machinery, equipment and tangible goods, n.e.c.	5	944,691	1,900	34,307	165,128	1,615
N781	Activities of employment placement agencies	12	68,711	4,377	23,058	28,645	6,739
N782	Temporary employment agency activities	42	436,119	70,247	174,558	32,667	8,003
N801	Private security activities	35	115,293	1,048	13,776	29,221	16,752
N812	Cleaning activities	6	19,986	2,406	4,326	10,025	691
N813	Landscape care and maintenance service activities	s	s	s	s	s	s
N822	Call centers and other related activities	21	931,104	600	371,885	18,721	386,094
N829	Business support service activities, n.e.c.	7	219,594	22,713	106,087	6,134	7,073

Continued

Table 9a --Continued

2009 PSIC Code	Region/Industry Description	Number of Establishments	Book Value of Tangible Fixed Assets as of December 31, 2016					
			Total	Land	Buildings, Other Structures and Land Improvements	Transport Equipment	ICT Machinery and Equipment	
			(1)	(2)	(3)	(4)	(5)	(6)
	IVB - MIMAROPA	5	40,392	5,550	6,513	22,167	1,211	
N782	Temporary employment agency activities	s	s	s	s	s	s	
N791	Travel agency and tour operator activities	s	s	s	s	s	s	
N799	Other reservation service and related activities	s	s	s	s	s	s	
N812	Cleaning activities	s	s	s	s	s	s	
	V - Bicol	11	105,276	-	14,055	4,257	44,625	
N781	Activities of employment placement agencies	}						
N782	Temporary employment agency activities	}	3	26,925	-	50	-	2,741
N801	Private security activities		4	9,116	-	2,292	4,048	188
N822	Call centers and other related activities		4	69,234	-	11,713	209	41,696
	VI - Western Visayas	69	1,156,790	26,454	416,672	26,361	399,313	
N773	Renting and leasing of other machinery, equipment and tangible goods, n.e.c.	s	s	s	s	s	s	
N781	Activities of employment placement agencies	s	s	s	s	s	s	
N782	Temporary employment agency activities	12	33,541	7,946	1,215	1,791	1,842	
N801	Private security activities	22	41,879	7,850	5,185	10,592	3,737	
N812	Cleaning activities	s	s	s	s	s	s	
N822	Call centers and other related activities	22	1,019,556	-	392,851	2,755	386,382	
	VII - Central Visayas	186	5,827,387	91,550	2,488,509	439,324	1,688,870	
N772	Renting and leasing of personal and household goods	s	s	s	s	s	s	
N773	Renting and leasing of other machinery, equipment and tangible goods, n.e.c.	5	703,932	42,379	37,885	295,953	9,450	
N781	Activities of employment placement agencies	5	5,836	-	37	1,740	534	
N782	Temporary employment agency activities	52	201,954	35,394	29,478	70,661	7,895	
N791	Travel agency and tour operator activities	3	14,172	-	3,605	1,292	1,734	
N799	Other reservation service and related activities	4	10,090	-	2,500	1,274	3,076	
N801	Private security activities	24	104,539	2,000	21,723	24,277	14,129	
N803	Investigation activities	s	s	s	s	s	s	
N811	Combined facilities support activities	s	s	s	s	s	s	
N812	Cleaning activities	6	35,326	4,828	13,780	11,961	1,575	
N813	Landscape care and maintenance service activities	s	s	s	s	s	s	
N822	Call centers and other related activities	79	4,716,178	367	2,370,347	17,556	1,647,873	
N829	Business support service activities, n.e.c.	3	5,468	-	98	2,355	2,248	
	VIII - Eastern Visayas	11	86,977	7,479	3,262	18,009	2,604	
N773	Renting and leasing of other machinery, equipment and tangible goods, n.e.c.	s	s	s	s	s	s	
N781	Activities of employment placement agencies	s	s	s	s	s	s	
N782	Temporary employment agency activities	6	26,678	3,979	2,022	9,916	1,749	

Continued

Table 9a --Continued

2009 PSIC Code	Region/Industry Description	Number of Establishments	Book Value of Tangible Fixed Assets as of December 31, 2016				
			Total	Land	Buildings, Other Structures and Land Improvements	Transport Equipment	ICT Machinery and Equipment
			(1)	(2)	(3)	(4)	(5)
N801	Private security activities	2	5,377	2,000	1,000	1,150	855
	IX - Zamboanga Peninsula	24	335,943	33,533	35,063	35,739	26,557
N781	Activities of employment placement agencies	s	s	s	s	s	s
N782	Temporary employment agency activities	s	s	s	s	s	s
N791	Travel agency and tour operator activities	s	s	s	s	s	s
N801	Private security activities	15	281,502	27,828	16,122	24,316	23,898
	X - Northern Mindanao	51	296,969	27,547	79,566	58,481	65,285
N773	Renting and leasing of other machinery, equipment and tangible goods, n.e.c.	s	s	s	s	s	s
N781	Activities of employment placement agencies	12	32,176	5,020	13,448	8,976	3,671
N782	Temporary employment agency activities	17	67,191	14,014	14,752	24,149	1,800
N799	Other reservation service and related activities	s	s	s	s	s	s
N801	Private security activities	11	30,383	1,950	4,222	14,875	1,520
N812	Cleaning activities	4	10,485	3,312	1,184	4,751	35
N822	Call centers and other related activities	3	109,640	-	41,891	1,630	57,910
N829	Business support service activities, n.e.c.	s	s	s	s	s	s
	XI - Davao	80	974,475	58,846	278,672	144,641	232,995
N773	Renting and leasing of other machinery, equipment and tangible goods, n.e.c.	s	s	s	s	s	s
N781	Activities of employment placement agencies	7	75,940	2,330	224	62,676	4,416
N782	Temporary employment agency activities	18	72,170	159	43,167	15,756	280
N799	Other reservation service and related activities	s	s	s	s	s	s
N801	Private security activities	27	162,648	25,334	18,849	36,967	21,510
N812	Cleaning activities	4	22,889	4,359	2,600	9,715	3,907
N822	Call centers and other related activities	18	548,125	-	207,653	1,217	200,328
N829	Business support service activities, n.e.c.	3	3,365	1,800	350	668	432
	XII - SOCCSKSARGEN	22	317,203	107,590	103,445	33,754	4,002
N781	Activities of employment placement agencies	s	s	s	s	s	s
N782	Temporary employment agency activities	11	276,457	95,554	94,323	23,736	2,436
N801	Private security activities	7	12,918	1,375	1,794	3,666	425
N802	Security systems service activities	s	s	s	s	s	s
N822	Call centers and other related activities	s	s	s	s	s	s
	XIII - Caraga	7	14,344	480	4,205	7,818	212
N801	Private security activities	}	7	14,344	480	4,205	7,818
	ARMM	}					
N812	Cleaning activities						

Continued

Table 9a --Continued

2009 PSIC Code	Region/Industry Description	Book Value of Tangible Fixed Assets as of December 31, 2016				
		Specialized Industrial Machineries	General Industrial Machineries	Other Machinery and Equipment	Valuables	Other Tangible Fixed Assets
		(7)	(8)	(9)	(11)	(12)
	Philippines	1,169,960	3,147,749	3,095,121	119,984	5,827,456
N771	Renting and leasing of motor vehicles	s	s	s	s	s
N772	Renting and leasing of personal and household goods	-	64,334	59,375	-	13,669
N773	Renting and leasing of other machinery, equipment and tangible goods, n.e.c.	723,102	911,725	1,102,100	-	42,748
N781	Activities of employment placement agencies	4,542	172,041	8,683	-	71,498
N782	Temporary employment agency activities	12,790	207,131	156,323	1,855	372,161
N783	Other human resources provision	s	s	s	s	s
N791	Travel agency and tour operator activities	-	6,013	23,289	-	51,056
N799	Other reservation service and related activities	-	6,070	-	-	98,968
N801	Private security activities	133,835	220,756	239,119	48,918	156,505
N802	Security systems service activities	484	1,344	589	-	3,277
N803	Investigation activities	-	1,073	-	-	1,458
N811	Combined facilities support activities	-	-	-	-	6,184
N812	Cleaning activities	20,292	255,068	208,978	-	76,706
N813	Landscape care and maintenance service activities	141	6,838	38	-	894
N821	Office administrative and support activities	216	264	9,194	-	13,447
N822	Call centers and other related activities	252,607	734,731	1,244,770	69,211	4,817,461
N823	Organization of conventions and trade shows	7,369	1,935	4,196	-	7,540
N829	Business support service activities, n.e.c.	14,582	558,426	38,466	-	85,681
	NCR	454,585	2,085,871	2,494,041	99,055	4,389,898
N771	Renting and leasing of motor vehicles	s	s	s	s	s
N772	Renting and leasing of personal and household goods	-	63,934	59,375	-	12,675
N773	Renting and leasing of other machinery, equipment and tangible goods, n.e.c.	125,406	376,603	1,084,632	-	17,683
N781	Activities of employment placement agencies	3,015	137,640	1,462	-	61,225
N782	Temporary employment agency activities	8,327	71,256	12,064	277	291,043
N783	Other human resources provision	s	s	s	s	s
N791	Travel agency and tour operator activities	-	4,237	23,209	-	38,166
N799	Other reservation service and related activities	-	1,686	-	-	1,658
N801	Private security activities	46,285	50,305	176,855	30,027	80,907
N802	Security systems service activities	484	383	589	-	3,116
N803	Investigation activities	s	s	s	s	s
N811	Combined facilities support activities	-	-	-	-	6,145
N812	Cleaning activities	20,282	241,303	186,281	-	69,489
N813	Landscape care and maintenance service activities	s	s	s	s	s
N821	Office administrative and support activities	216	264	5,735	-	2,807
N822	Call centers and other related activities	240,924	594,534	936,718	68,752	3,713,790
N823	Organization of conventions and trade shows	7,369	1,935	4,196	-	7,540
N829	Business support service activities, n.e.c.	2,276	538,418	2,925	-	73,208

Continued

Table 9a --Continued

2009 PSIC Code	Region/Industry Description	Book Value of Tangible Fixed Assets as of December 31, 2016				
		Specialized Industrial Machineries	General Industrial Machineries	Other Machinery and Equipment	Valuables	Other Tangible Fixed Assets
		(7)	(8)	(9)	(11)	(12)
	CAR	13	637	8,010	5,241	207,125
N772	Renting and leasing of personal and household goods	s	s	s	s	s
N782	Temporary employment agency activities	s	s	s	s	s
N799	Other reservation service and related activities	s	s	s	s	s
N801	Private security activities	s	s	s	s	s
N812	Cleaning activities	s	s	s	s	s
N822	Call centers and other related activities	13	175	6,630	58	108,717
	I - Ilocos	-	7,256	5,785	-	2,353
N781	Activities of employment placement agencies	s	s	s	s	s
N782	Temporary employment agency activities	-	42	-	-	729
N801	Private security activities	-	19	5,678	-	621
N812	Cleaning activities	s	s	s	s	s
N822	Call centers and other related activities	s	s	s	s	s
	II - Cagayan Valley	-	513	5,085	-	170
N782	Temporary employment agency activities	s	s	s	s	s
N801	Private security activities	s	s	s	s	s
	III - Central Luzon	7,545	70,855	63,339	439	155,032
N781	Activities of employment placement agencies	-	-	-	-	71
N782	Temporary employment agency activities	371	23,639	60	387	3,724
N791	Travel agency and tour operator activities	s	s	s	s	s
N801	Private security activities	6,032	3,779	1,839	-	3,129
N812	Cleaning activities	-	16	22,396	-	54
N813	Landscape care and maintenance service activities	s	s	s	s	s
N821	Office administrative and support activities	s	s	s	s	s
N822	Call centers and other related activities	1,142	39,199	35,585	52	137,337
	IVA - CALABARZON	560,484	219,143	232,296	1,260	173,698
N773	Renting and leasing of other machinery, equipment and tangible goods, n.e.c.	539,746	166,611	17,467	-	17,916
N781	Activities of employment placement agencies	973	2,117	151	-	2,653
N782	Temporary employment agency activities	42	18,950	107,122	891	23,640
N801	Private security activities	1,328	3,511	29,343	350	19,964
N812	Cleaning activities	-	1,024	-	-	1,514
N813	Landscape care and maintenance service activities	s	s	s	s	s
N822	Call centers and other related activities	5,950	7,029	42,634	19	98,171
N829	Business support service activities, n.e.c.	12,306	19,900	35,541	-	9,840
	IVB - MIMAROPA	1,500	1,415	-	-	2,036
N782	Temporary employment agency activities	s	s	s	s	s
N791	Travel agency and tour operator activities	s	s	s	s	s

Continued

Table 9a --Continued

2009 PSIC Code	Region/Industry Description	Book Value of Tangible Fixed Assets as of December 31, 2016				
		Specialized Industrial Machineries	General Industrial Machineries	Other Machinery and Equipment	Valuables	Other Tangible Fixed Assets
		(7)	(8)	(9)	(11)	(12)
N799	Other reservation service and related activities	s	s	s	s	s
N812	Cleaning activities	s	s	s	s	s
	V - Bicol	7	26,035	6,030	-	10,266
N781	Activities of employment placement agencies }					
N782	Temporary employment agency activities }	7	21,700	-	-	2,427
N801	Private security activities	-	-	2,211	-	377
N822	Call centers and other related activities	-	4,336	3,819	-	7,462
	VI - Western Visayas	7,445	26,160	22,588	349	231,448
N773	Renting and leasing of other machinery, equipment and tangible goods, n.e.c.	s	s	s	s	s
N781	Activities of employment placement agencies	s	s	s	s	s
N782	Temporary employment agency activities	2,477	15,788	272	-	2,210
N801	Private security activities	389	675	5,892	278	7,281
N812	Cleaning activities	s	s	s	s	s
N822	Call centers and other related activities	4,578	2,591	10,620	70	219,709
	VII - Central Visayas	31,791	407,736	229,977	13,421	436,211
N772	Renting and leasing of personal and household goods	s	s	s	s	s
N773	Renting and leasing of other machinery, equipment and tangible goods, n.e.c.	24,486	286,693	-	-	7,087
N781	Activities of employment placement agencies	-	2,227	1,159	-	139
N782	Temporary employment agency activities	23	22,559	20,965	300	14,679
N791	Travel agency and tour operator activities	-	949	80	-	6,512
N799	Other reservation service and related activities	-	2,174	-	-	1,065
N801	Private security activities	7,282	13,796	2,954	12,879	5,499
N803	Investigation activities	s	s	s	s	s
N811	Combined facilities support activities	s	s	s	s	s
N812	Cleaning activities	-	784	201	-	2,196
N813	Landscape care and maintenance service activities	s	s	s	s	s
N822	Call centers and other related activities	-	77,080	204,617	241	398,096
N829	Business support service activities, n.e.c.	-	-	-	-	767
	VIII - Eastern Visayas	42	48,797	3,392	200	3,192
N773	Renting and leasing of other machinery, equipment and tangible goods, n.e.c.	s	s	s	s	s
N781	Activities of employment placement agencies	s	s	s	s	s
N782	Temporary employment agency activities	42	2,478	3,392	-	3,100
N801	Private security activities	-	141	-	200	31
	IX - Zamboanga Peninsula	32,552	137,429	2,612	-	32,457
N781	Activities of employment placement agencies	s	s	s	s	s
N782	Temporary employment agency activities	s	s	s	s	s

Continued

Table 9a --Concluded

2009 PSIC Code	Region/Industry Description	Book Value of Tangible Fixed Assets as of December 31, 2016				
		Specialized Industrial Machineries	General Industrial Machineries	Other Machinery and Equipment	Valuables	Other Tangible Fixed Assets
		(7)	(8)	(9)	(11)	(12)
N791	Travel agency and tour operator activities	s	s	s	s	s
N801	Private security activities	32,538	131,427	2,612	-	22,759
	X - Northern Mindanao	34,015	14,525	-	-	17,550
N773	Renting and leasing of other machinery, equipment and tangible goods, n.e.c.	s	s	s	s	s
N781	Activities of employment placement agencies	540	-	-	-	521
N782	Temporary employment agency activities	-	12,074	-	-	402
N799	Other reservation service and related activities	s	s	s	s	s
N801	Private security activities	-	2,377	-	-	5,439
N812	Cleaning activities	10	74	-	-	1,120
N822	Call centers and other related activities	-	-	-	-	8,209
N829	Business support service activities, n.e.c.	s	s	s	s	s
	XI - Davao	39,980	66,824	16,755	19	135,742
N773	Renting and leasing of other machinery, equipment and tangible goods, n.e.c.	s	s	s	s	s
N781	Activities of employment placement agencies	-	4,705	-	-	1,589
N782	Temporary employment agency activities	-	1,793	10,465	-	550
N799	Other reservation service and related activities	s	s	s	s	s
N801	Private security activities	39,980	12,617	2,042	-	5,350
N812	Cleaning activities	-	-	100	-	2,208
N822	Call centers and other related activities	-	9,786	4,148	19	124,974
N829	Business support service activities, n.e.c.	-	108	-	-	7
	XII - SOCCSKSARGEN	-	33,399	5,148	-	29,865
N781	Activities of employment placement agencies	s	s	s	s	s
N782	Temporary employment agency activities	-	31,677	1,982	-	26,749
N801	Private security activities	-	27	3,166	-	2,465
N802	Security systems service activities	s	s	s	s	s
N822	Call centers and other related activities	s	s	s	s	s
	XIII - Caraga	-	1,154	62	-	412
N801	Private security activities }	-	1,154	62	-	412
	ARMM }					
N812	Cleaning activities					

TABLE 10a Number of Establishments and Book Value of Intangible Assets by Type for Administrative and Support Service Activities Establishments with Total Employment of 20 and Over by Region and Industry Sub-Class: Philippines, 2017

(Values are in thousand pesos, except for number of establishments.

Details may not add-up to total due to rounding and/or statistical disclosure control.)

2009 PSIC Code	Region/Industry Description	Number of Establishments	Book Value of Intangible Assets as of 31 December					
			Total	Intangible Non- Produced Assets	Computer Software and Databases	Entertainment, Literary and Artistic Originals	Research and Development	Other Intangible Assets
		(1)	(2)	(3)	(4)	(5)	(6)	(7)
	Philippines	1,872	6,161,392	406,599	5,701,245	3,592	22,035	27,921
N771	Renting and leasing of motor vehicles	s	s	s	s	s	s	s
N772	Renting and leasing of personal and household goods	10	300	100	200	-	-	-
N773	Renting and leasing of other machinery, equipment and tangible goods, n.e.c.	40	7,438	4,682	2,756	-	-	-
N781	Activities of employment placement agencies	276	31,563	-	31,203	-	-	360
N782	Temporary employment agency activities	308	66,419	4,645	61,709	-	-	65
N783	Other human resources provision	s	s	s	s	s	s	s
N791	Travel agency and tour operator activities	75	1,412	396	1,015	-	-	-
N799	Other reservation service and related activities	25	1,660	-	1,660	-	-	-
N801	Private security activities	380	6,302	397	5,905	-	-	-
N802	Security systems service activities	10	-	-	-	-	-	-
N803	Investigation activities	3	98	-	98	-	-	-
N811	Combined facilities support activities	5	-	-	-	-	-	-
N812	Cleaning activities	79	272,651	264,900	6,007	-	-	1,744
N813	Landscape care and maintenance service	5	-	-	-	-	-	-
N821	Office administrative and support activities	9	714	-	714	-	-	-
N822	Call centers and other related activities	580	5,762,516	131,479	5,579,659	3,592	22,035	25,752
N823	Organization of conventions and trade shows	10	407	-	407	-	-	-
N829	Business support service activities, n.e.c.	54	5,982	-	5,982	-	-	-
	NCR	1,174	2,532,765	353,475	2,134,275	3,592	22,035	19,388
N771	Renting and leasing of motor vehicles	s	s	s	s	s	s	s
N772	Renting and leasing of personal and household goods	8	150	50	100	-	-	-
N773	Renting and leasing of other machinery, equipment and tangible goods, n.e.c.	23	5,184	4,682	502	-	-	-
N781	Activities of employment placement agencies	215	27,807	-	27,447	-	-	360
N782	Temporary employment agency activities	122	61,261	263	60,932	-	-	65
N783	Other human resources provision	s	s	s	s	s	s	s
N791	Travel agency and tour operator activities	69	1,344	396	948	-	-	-
N799	Other reservation service and related activities	17	841	-	841	-	-	-
N801	Private security activities	191	5,242	-	5,242	-	-	-
N802	Security systems service activities	9	-	-	-	-	-	-
N803	Investigation activities	s	s	s	s	s	s	s
N811	Combined facilities support activities	3	-	-	-	-	-	-
N812	Cleaning activities	49	269,827	262,218	6,007	-	-	1,602
N813	Landscape care and maintenance service	s	s	s	s	s	s	s
N821	Office administrative and support activities	8	714	-	714	-	-	-

Continued

Table 10a --Continued

2009 PSIC Code	Region/Industry Description	Number of Establishments	Book Value of Intangible Assets as of 31 December					
			Total	Intangible Non- Produced Assets	Computer Software and Databases	Entertainment, Literary and Artistic Originals	Research and Development	Other Intangible Assets
N822	Call centers and other related activities	403	2,150,075	85,865	2,021,223	3,592	22,035	17,360
N823	Organization of conventions and trade shows	10	407	-	407	-	-	-
N829	Business support service activities, n.e.c.	40	5,982	-	5,982	-	-	-
	CAR	19	2,533	45	2,488	-	-	-
N772	Renting and leasing of personal and household goods	s	s	s	s	s	s	s
N782	Temporary employment agency activities	s	s	s	s	s	s	s
N799	Other reservation service and related activities	s	s	s	s	s	s	s
N801	Private security activities	s	s	s	s	s	s	s
N812	Cleaning activities	s	s	s	s	s	s	s
N822	Call centers and other related activities	10	2,533	45	2,488	-	-	-
	I - Ilocos	12	510	-	510	-	-	-
N781	Activities of employment placement agencies	s	s	s	s	s	s	s
N782	Temporary employment agency activities	3	-	-	-	-	-	-
N801	Private security activities	5	-	-	-	-	-	-
N812	Cleaning activities	s	s	s	s	s	s	s
N822	Call centers and other related activities	s	s	s	s	s	s	s
	II - Cagayan Valley	4	-	-	-	-	-	-
N782	Temporary employment agency activities	s	s	s	s	s	s	s
N801	Private security activities	s	s	s	s	s	s	s
	III - Central Luzon	68	105,741	-	105,741	-	-	-
N781	Activities of employment placement agencies	7	-	-	-	-	-	-
N782	Temporary employment agency activities	12	-	-	-	-	-	-
N791	Travel agency and tour operator activities	s	s	s	s	s	s	s
N801	Private security activities	23	-	-	-	-	-	-
N812	Cleaning activities	5	-	-	-	-	-	-
N813	Landscape care and maintenance service	s	s	s	s	s	s	s
N821	Office administrative and support activities	s	s	s	s	s	s	s
N822	Call centers and other related activities	18	105,741	-	105,741	-	-	-
	IVA - CALABARZON	129	119,113	8,076	102,645	-	-	8,392
N773	Renting and leasing of other machinery, equipment and tangible goods, n.e.c.	5	-	-	-	-	-	-
N781	Activities of employment placement agencies	12	3,540	-	3,540	-	-	-
N782	Temporary employment agency activities	42	17	-	17	-	-	-
N801	Private security activities	35	-	-	-	-	-	-
N812	Cleaning activities	6	-	-	-	-	-	-
N813	Landscape care and maintenance service	s	s	s	s	s	s	s
N822	Call centers and other related activities	21	115,556	8,076	99,089	-	-	8,392
N829	Business support service activities, n.e.c.	7	-	-	-	-	-	-

Continued

Table 10a --Continued

2009 PSIC Code	Region/Industry Description	Number of Establishments	Book Value of Intangible Assets as of 31 December					
			Total	Intangible Non- Produced Assets	Computer Software and Databases	Entertainment, Literary and Artistic Originals	Research and Development	Other Intangible Assets
		(1)	(2)	(3)	(4)	(5)	(6)	(7)
	IVB - MIMAROPA	5	-	-	-	-	-	-
N782	Temporary employment agency activities	s	s	s	s	s	s	s
N791	Travel agency and tour operator activities	s	s	s	s	s	s	s
N799	Other reservation service and related activities	s	s	s	s	s	s	s
N812	Cleaning activities	s	s	s	s	s	s	s
	V - Bicol	11	9,325	-	9,325	-	-	-
N781	Activities of employment placement agencies }							
N782	Temporary employment agency activities }	3	-	-	-	-	-	-
N801	Private security activities	4	-	-	-	-	-	-
N822	Call centers and other related activities	4	9,325	-	9,325	-	-	-
	VI - Western Visayas	69	119,947	10,831	109,116	-	-	-
N773	Renting and leasing of other machinery, equipment and tangible goods, n.e.c.	s	s	s	s	s	s	s
N781	Activities of employment placement agencies	s	s	s	s	s	s	s
N782	Temporary employment agency activities	12	-	-	-	-	-	-
N801	Private security activities	22	365	365	-	-	-	-
N812	Cleaning activities	s	s	s	s	s	s	s
N822	Call centers and other related activities	22	119,582	10,466	109,116	-	-	-
	VII - Central Visayas	186	3,174,919	15,522	3,159,397	-	-	-
N772	Renting and leasing of personal and household goods	s	s	s	s	s	s	s
N773	Renting and leasing of other machinery, equipment and tangible goods, n.e.c.	5	2,254	-	2,254	-	-	-
N781	Activities of employment placement agencies	5	-	-	-	-	-	-
N782	Temporary employment agency activities	52	4,107	4,107	-	-	-	-
N791	Travel agency and tour operator activities	3	68	-	68	-	-	-
N799	Other reservation service and related activities	4	819	-	819	-	-	-
N801	Private security activities	24	32	32	-	-	-	-
N803	Investigation activities	s	s	s	s	s	s	s
N811	Combined facilities support activities	s	s	s	s	s	s	s
N812	Cleaning activities	6	-	-	-	-	-	-
N813	Landscape care and maintenance service	s	s	s	s	s	s	s
N822	Call centers and other related activities	79	3,167,392	11,333	3,156,059	-	-	-
N829	Business support service activities, n.e.c.	3	-	-	-	-	-	-
	VIII - Eastern Visayas	11	7	7	-	-	-	-
N773	Renting and leasing of other machinery, equipment and tangible goods, n.e.c.	s	s	s	s	s	s	s
N781	Activities of employment placement agencies	s	s	s	s	s	s	s
N782	Temporary employment agency activities	6	7	7	-	-	-	-

Continued

Table 10a --Concluded

2009 PSIC Code	Region/Industry Description	Number of Establishments	Book Value of Intangible Assets as of 31 December					
			Total	Intangible Non- Produced Assets	Computer Software and Databases	Entertainment, Literary and Artistic Originals	Research and Development	Other Intangible Assets
		(1)	(2)	(3)	(4)	(5)	(6)	(7)
N801	Private security activities	2	-	-	-	-	-	-
	IX - Zamboanga Peninsula	24	-	-	-	-	-	-
N781	Activities of employment placement agencies	s	s	s	s	s	s	s
N782	Temporary employment agency activities	s	s	s	s	s	s	s
N791	Travel agency and tour operator activities	s	s	s	s	s	s	s
N801	Private security activities	15	-	-	-	-	-	-
	X - Northern Mindanao	51	68,903	2,950	65,812	-	-	141
N773	Renting and leasing of other machinery, equipment and tangible goods, n.e.c.	s	s	s	s	s	s	s
N781	Activities of employment placement agencies	12	22	-	22	-	-	-
N782	Temporary employment agency activities	17	367	267	100	-	-	-
N799	Other reservation service and related activities	s	s	s	s	s	s	s
N801	Private security activities	11	414	-	414	-	-	-
N812	Cleaning activities	4	2,824	2,682	-	-	-	141
N822	Call centers and other related activities	3	65,275	0	65,275	-	-	0
N829	Business support service activities, n.e.c.	s	s	s	s	s	s	s
	XI - Davao	80	26,826	15,693	11,132	-	-	-
N773	Renting and leasing of other machinery, equipment and tangible goods, n.e.c.	s	s	s	s	s	s	s
N781	Activities of employment placement agencies	7	-	-	-	-	-	-
N782	Temporary employment agency activities	18	49	-	49	-	-	-
N799	Other reservation service and related activities	s	s	s	s	s	s	s
N801	Private security activities	27	249	-	249	-	-	-
N812	Cleaning activities	4	-	-	-	-	-	-
N822	Call centers and other related activities	18	26,528	15,693	10,834	-	-	-
N829	Business support service activities, n.e.c.	3	-	-	-	-	-	-
	XII - SOCCSKSARGEN	22	805	-	805	-	-	-
N781	Activities of employment placement agencies	s	s	s	s	s	s	s
N782	Temporary employment agency activities	11	611	-	611	-	-	-
N801	Private security activities	7	-	-	-	-	-	-
N802	Security systems service activities	s	s	s	s	s	s	s
N822	Call centers and other related activities	s	s	s	s	s	s	s
	XIII - Caraga	7	-	-	-	-	-	-
N801	Private security activities	7	-	-	-	-	-	-
	ARMM							
N812	Cleaning activities							

TABLE 11a Number of Establishments and Value of Inventories for Administrative and Support Service Activities Establishments with Total Employment of 20 and Over by Region and Industry Sub-Class: Philippines, 2017

(Values are in thousand pesos, except for number of establishments.)

Details may not add-up to total due to rounding and/or statistical disclosure control.)

2009 PSIC Code	Region/Industry Description	Number of Establishments	Value of Inventories as of January 1					
			Total	Materials and Supplies	Fuels, Lubricants, Oils and Greases	Goods for Resale	Real Estate for Sale	Other Inventories
		(1)	(2)	(3)	(4)	(5)	(6)	(7)
	Philippines	1,872	2,293,542	1,604,294	91,931	584,087	-	13,231
N771	Renting and leasing of motor vehicles	s	s	s	s	s	s	s
N772	Renting and leasing of personal and household goods	10	18,000	18,000	-	-	-	-
N773	Renting and leasing of other machinery, equipment and tangible goods, n.e.c.	40	1,582,205	1,311,824	2,342	268,038	-	-
N781	Activities of employment placement agencies	276	16,465	3,805	69	12,592	-	-
N782	Temporary employment agency activities	308	86,986	34,535	741	51,710	-	-
N783	Other human resources provision	s	s	s	s	s	s	s
N791	Travel agency and tour operator activities	75	7,757	7,756	1	-	-	-
N799	Other reservation service and related activities	25	1,281	1,281	-	-	-	-
N801	Private security activities	380	116,842	27,026	87,162	419	-	2,234
N802	Security systems service activities	10	186,393	-	-	186,393	-	-
N803	Investigation activities	3	2,853	-	-	2,853	-	-
N811	Combined facilities support activities	5	8,096	7,166	-	930	-	-
N812	Cleaning activities	79	61,585	48,602	512	1,474	-	10,996
N813	activities	5	1,152	288	864	-	-	-
N821	Office administrative and support activities	9	1,455	296	-	1,159	-	-
N822	Call centers and other related activities	580	66,567	8,047	-	58,520	-	-
N823	Organization of conventions and trade shows	10	1,428	1,428	-	-	-	-
N829	Business support service activities, n.e.c.	54	134,479	134,240	239	-	-	-
	NCR	1,174	811,955	229,251	75,949	495,759	-	10,996
N771	Renting and leasing of motor vehicles	s	s	s	s	s	s	s
N772	Renting and leasing of personal and household goods	8	-	-	-	-	-	-
N773	Renting and leasing of other machinery, equipment and tangible goods, n.e.c.	23	254,727	8,273	1,092	245,361	-	-
N781	Activities of employment placement agencies	215	2,027	1,974	54	-	-	-
N782	Temporary employment agency activities	122	10,896	10,739	157	-	-	-
N783	Other human resources provision	s	s	s	s	s	s	s
N791	Travel agency and tour operator activities	69	7,750	7,750	-	-	-	-
N799	Other reservation service and related activities	17	1,281	1,281	-	-	-	-
N801	Private security activities	191	82,953	9,271	73,682	-	-	-
N802	Security systems service activities	9	186,393	-	-	186,393	-	-
N803	Investigation activities	s	s	s	s	s	s	s
N811	Combined facilities support activities	3	7,166	7,166	-	-	-	-
N812	Cleaning activities	49	59,622	47,051	100	1,474	-	10,996
N813	Landscape care and maintenance service	s	s	s	s	s	s	s
N821	Office administrative and support activities	8	1,455	296	-	1,159	-	-
N822	Call centers and other related activities	403	60,528	2,008	-	58,520	-	-

Continued

Table 11a --Continued

2009 PSIC Code	Region/Industry Description	Number of Establishments	Value of Inventories as of January 1					
			Total	Materials and Supplies	Fuels, Lubricants, Oils and Greases	Goods for Resale	Real Estate for Sale	Other Inventories
			(1)	(2)	(3)	(4)	(5)	(6)
N823	Organization of conventions and trade shows	10	1,428	1,428	-	-	-	-
N829	Business support service activities, n.e.c.	40	131,909	131,909	-	-	-	-
	CAR	19	305	305	-	-	-	-
N772	Renting and leasing of personal and household goods	s	s	s	s	s	s	s
N782	Temporary employment agency activities	s	s	s	s	s	s	s
N799	Other reservation service and related activities	s	s	s	s	s	s	s
N801	Private security activities	s	s	s	s	s	s	s
N812	Cleaning activities	s	s	s	s	s	s	s
N822	Call centers and other related activities	10	305	305	-	-	-	-
	I - Ilocos	12	1,027	1,027	-	-	-	-
N781	Activities of employment placement agencies	s	s	s	s	s	s	s
N782	Temporary employment agency activities	3	28	28	-	-	-	-
N801	Private security activities	5	999	999	-	-	-	-
N812	Cleaning activities	s	s	s	s	s	s	s
N822	Call centers and other related activities	s	s	s	s	s	s	s
	II - Cagayan Valley	4	409	-	-	409	-	-
N782	Temporary employment agency activities	s	s	s	s	s	s	s
N801	Private security activities	s	s	s	s	s	s	s
	III - Central Luzon	68	16,314	6,967	9,347	-	-	-
N781	Activities of employment placement agencies	7	19	19	-	-	-	-
N782	Temporary employment agency activities	12	1,023	943	80	-	-	-
N791	Travel agency and tour operator activities	s	s	s	s	s	s	s
N801	Private security activities	23	14,890	5,723	9,167	-	-	-
N812	Cleaning activities	5	200	100	100	-	-	-
N813	Landscape care and maintenance service	s	s	s	s	s	s	s
N821	Office administrative and support activities	s	s	s	s	s	s	s
N822	Call centers and other related activities	18	-	-	-	-	-	-
	IVA - CALABARZON	129	1,358,208	1,324,224	1,065	32,919	-	-
N773	Renting and leasing of other machinery, equipment and tangible goods, n.e.c.	5	1,325,802	1,302,453	672	22,677	-	-
N781	Activities of employment placement agencies	12	9,986	-	-	9,986	-	-
N782	Temporary employment agency activities	42	15,159	14,742	161	255	-	-
N801	Private security activities	35	2,193	2,193	-	-	-	-
N812	Cleaning activities	6	769	769	-	-	-	-
N813	Landscape care and maintenance service	s	s	s	s	s	s	s
N822	Call centers and other related activities	21	2,033	2,033	-	-	-	-
N829	Business support service activities, n.e.c.	7	2,267	2,035	232	-	-	-

Continued

Table 11a --Continued

2009 PSIC Code	Region/Industry Description	Number of Establishments	Value of Inventories as of January 1					
			Total	Materials and Supplies	Fuels, Lubricants, Oils and Greases	Goods for Resale	Real Estate for Sale	Other Inventories
		(1)	(2)	(3)	(4)	(5)	(6)	(7)
	IVB - MIMAROPA	5	7	6	1	-	-	
N782	Temporary employment agency activities	s	s	s	s	s	s	s
N791	Travel agency and tour operator activities	s	s	s	s	s	s	s
N799	Other reservation service and related activities	s	s	s	s	s	s	s
N812	Cleaning activities	s	s	s	s	s	s	s
	V - Bicol	11	271	176	95	-	-	
N781	Activities of employment placement agencies }							
N782	Temporary employment agency activities }	3	-	-	-	-	-	-
N801	Private security activities	4	271	176	95	-	-	-
N822	Call centers and other related activities	4	-	-	-	-	-	-
	VI - Western Visayas	69	28,158	150	26	27,983	-	
N773	Renting and leasing of other machinery, equipment and tangible goods, n.e.c.	s	s	s	s	s	s	s
N781	Activities of employment placement agencies	s	s	s	s	s	s	s
N782	Temporary employment agency activities	12	27,987	4	-	27,983	-	-
N801	Private security activities	22	120	94	26	-	-	-
N812	Cleaning activities	s	s	s	s	s	s	s
N822	Call centers and other related activities	22	52	52	-	-	-	-
	VII - Central Visayas	186	27,206	26,237	39	930	-	
N772	Renting and leasing of personal and household goods	s	s	s	s	s	s	s
N773	Renting and leasing of other machinery, equipment and tangible goods, n.e.c.	5	-	-	-	-	-	-
N781	Activities of employment placement agencies	5	248	233	15	-	-	-
N782	Temporary employment agency activities	52	4,140	4,116	24	-	-	-
N791	Travel agency and tour operator activities	3	-	-	-	-	-	-
N799	Other reservation service and related activities	4	-	-	-	-	-	-
N801	Private security activities	24	-	-	-	-	-	-
N803	Investigation activities	s	s	s	s	s	s	s
N811	Combined facilities support activities	s	s	s	s	s	s	s
N812	Cleaning activities	6	238	238	-	-	-	-
N813	Landscape care and maintenance service	s	s	s	s	s	s	s
N822	Call centers and other related activities	79	3,650	3,650	-	-	-	-
N829	Business support service activities, n.e.c.	3	-	-	-	-	-	-
	VIII - Eastern Visayas	11	30	5	-	25	-	
N773	Renting and leasing of other machinery, equipment and tangible goods, n.e.c.	s	s	s	s	s	s	s
N781	Activities of employment placement agencies	s	s	s	s	s	s	s
N782	Temporary employment agency activities	6	15	-	-	15	-	-

Continued

Table 11a --Continued

2009 PSIC Code	Region/Industry Description	Number of Establishments	Value of Inventories as of January 1					
			Total	Materials and Supplies	Fuels, Lubricants, Oils and Greases	Goods for Resale	Real Estate for Sale	Other Inventories
		(1)	(2)	(3)	(4)	(5)	(6)	(7)
N801	Private security activities	2	15	5	-	10	-	-
	IX - Zamboanga Peninsula	24	5,517	946	-	4,571	-	-
N781	Activities of employment placement agencies	s	s	s	s	s	s	s
N782	Temporary employment agency activities	s	s	s	s	s	s	s
N791	Travel agency and tour operator activities	s	s	s	s	s	s	s
N801	Private security activities	15	294	294	-	-	-	-
	X - Northern Mindanao	51	12,376	1,224	739	10,414	-	-
N773	Renting and leasing of other machinery, equipment and tangible goods, n.e.c.	s	s	s	s	s	s	s
N781	Activities of employment placement agencies	12	-	-	-	-	-	-
N782	Temporary employment agency activities	17	10,439	5	20	10,414	-	-
N799	Other reservation service and related activities	s	s	s	s	s	s	s
N801	Private security activities	11	145	5	140	-	-	-
N812	Cleaning activities	4	116	116	-	-	-	-
N822	Call centers and other related activities	3	-	-	-	-	-	-
N829	Business support service activities, n.e.c.	s	s	s	s	s	s	s
	XI - Davao	80	12,754	8,566	4,077	112	-	-
N773	Renting and leasing of other machinery, equipment and tangible goods, n.e.c.	s	s	s	s	s	s	s
N781	Activities of employment placement agencies	7	-	-	-	-	-	-
N782	Temporary employment agency activities	18	523	391	20	112	-	-
N799	Other reservation service and related activities	s	s	s	s	s	s	s
N801	Private security activities	27	11,703	7,653	4,049	-	-	-
N812	Cleaning activities	4	225	225	-	-	-	-
N822	Call centers and other related activities	18	-	-	-	-	-	-
N829	Business support service activities, n.e.c.	3	304	297	7	-	-	-
	XII - SOCCSKSARGEN	22	18,316	4,836	279	10,966	-	2,234
N781	Activities of employment placement agencies	s	s	s	s	s	s	s
N782	Temporary employment agency activities	11	12,918	2,915	279	9,724	-	-
N801	Private security activities	7	2,576	342	-	-	-	2,234
N802	Security systems service activities	s	s	s	s	s	s	s
N822	Call centers and other related activities	s	s	s	s	s	s	s
	XIII - Caraga	7	689	374	315	-	-	-
N801	Private security activities	}	7	689	374	315	-	-
	ARMM	}						
N812	Cleaning activities							

Continued

Table 11a --Continued

2009 PSIC Code	Region/Industry Description	Value of Inventories as of December 31					
		Total	Materials and Supplies	Fuels, Lubricants, Oils and Greases	Goods for Resale	Real Estate for Sale	Other Inventories
		(8)	(9)	(10)	(11)	(12)	(13)
	Philippines	2,301,103	1,628,495	105,156	555,810	-	11,642
N771	Renting and leasing of motor vehicles	s	s	s	s	s	s
N772	Renting and leasing of personal and household goods	20,000	20,000	-	-	-	-
N773	Renting and leasing of other machinery, equipment and tangible goods, n.e.c.	1,547,923	1,322,989	4,496	220,438	-	-
N781	Activities of employment placement agencies	22,705	11,780	3,819	7,105	-	-
N782	Temporary employment agency activities	125,365	37,677	8,502	79,187	-	-
N783	Other human resources provision	s	s	s	s	s	s
N791	Travel agency and tour operator activities	4	4	1	-	-	-
N799	Other reservation service and related activities	3,829	2,192	151	-	-	1,486
N801	Private security activities	128,579	39,450	86,630	299	-	2,200
N802	Security systems service activities	209,007	17	-	208,991	-	-
N803	Investigation activities	2,759	-	-	2,759	-	-
N811	Combined facilities support activities	37,592	8,996	-	28,596	-	-
N812	Cleaning activities	56,429	46,191	200	2,082	-	7,956
N813	Landscape care and maintenance service	1,520	445	1,075	-	-	-
N821	Office administrative and support activities	1,133	109	-	1,024	-	-
N822	Call centers and other related activities	13,931	8,602	-	5,329	-	-
N823	Organization of conventions and trade shows	639	639	-	-	-	-
N829	Business support service activities, n.e.c.	129,688	129,406	282	-	-	-
	NCR	757,672	240,905	82,889	424,435	-	9,442
N771	Renting and leasing of motor vehicles	s	s	s	s	s	s
N772	Renting and leasing of personal and household goods	-	-	-	-	-	-
N773	Renting and leasing of other machinery, equipment and tangible goods, n.e.c.	223,297	16,557	2,490	204,251	-	-
N781	Activities of employment placement agencies	12,175	8,429	3,747	-	-	-
N782	Temporary employment agency activities	12,830	12,670	160	-	-	-
N783	Other human resources provision	s	s	s	s	s	s
N791	Travel agency and tour operator activities	-	-	-	-	-	-
N799	Other reservation service and related activities	3,829	2,192	151	-	-	1,486
N801	Private security activities	93,860	18,694	75,166	-	-	-
N802	Security systems service activities	209,007	17	-	208,991	-	-
N803	Investigation activities	s	s	s	s	s	s
N811	Combined facilities support activities	8,996	8,996	-	-	-	-
N812	Cleaning activities	53,878	43,740	100	2,082	-	7,956
N813	Landscape care and maintenance service	s	s	s	s	s	s
N821	Office administrative and support activities	1,133	109	-	1,024	-	-
N822	Call centers and other related activities	8,513	3,184	-	5,329	-	-
N823	Organization of conventions and trade shows	639	639	-	-	-	-
N829	Business support service activities, n.e.c.	125,575	125,575	-	-	-	-

Continued

Table 11a --Continued

2009 PSIC Code	Region/Industry Description	Value of Inventories as of December 31					
		Total	Materials and Supplies	Fuels, Lubricants, Oils and Greases	Goods for Resale	Real Estate for Sale	Other Inventories
		(8)	(9)	(10)	(11)	(12)	(13)
	CAR	706	706	-	-	-	-
N772	Renting and leasing of personal and household goods	s	s	s	s	s	s
N782	Temporary employment agency activities	s	s	s	s	s	s
N799	Other reservation service and related activities	s	s	s	s	s	s
N801	Private security activities	s	s	s	s	s	s
N812	Cleaning activities	s	s	s	s	s	s
N822	Call centers and other related activities	700	700	-	-	-	-
	I - Ilocos	1,232	1,232	-	-	-	-
N781	Activities of employment placement agencies	s	s	s	s	s	s
N782	Temporary employment agency activities	28	28	-	-	-	-
N801	Private security activities	1,203	1,203	-	-	-	-
N812	Cleaning activities	s	s	s	s	s	s
N822	Call centers and other related activities	s	s	s	s	s	s
	II - Cagayan Valley	287	-	-	287	-	-
N782	Temporary employment agency activities	s	s	s	s	s	s
N801	Private security activities	s	s	s	s	s	s
	III - Central Luzon	9,197	4,651	4,546	-	-	-
N781	Activities of employment placement agencies	20	20	-	-	-	-
N782	Temporary employment agency activities	1,579	1,411	168	-	-	-
N791	Travel agency and tour operator activities	s	s	s	s	s	s
N801	Private security activities	7,057	2,779	4,278	-	-	-
N812	Cleaning activities	200	100	100	-	-	-
N813	Landscape care and maintenance service	s	s	s	s	s	s
N821	Office administrative and support activities	s	s	s	s	s	s
N822	Call centers and other related activities	-	-	-	-	-	-
	IVA - CALABARZON	1,353,170	1,329,557	2,697	20,916	-	-
N773	Renting and leasing of other machinery, equipment and tangible goods, n.e.c.	1,322,195	1,304,722	1,285	16,187	-	-
N781	Activities of employment placement agencies	4,102	-	-	4,102	-	-
N782	Temporary employment agency activities	18,238	16,478	1,133	627	-	-
N801	Private security activities	1,975	1,975	-	-	-	-
N812	Cleaning activities	892	892	-	-	-	-
N813	Landscape care and maintenance service	s	s	s	s	s	s
N822	Call centers and other related activities	1,826	1,826	-	-	-	-
N829	Business support service activities, n.e.c.	3,943	3,665	278	-	-	-
	IVB - MIMAROPA	4	4	1	-	-	-
N782	Temporary employment agency activities	s	s	s	s	s	s
N791	Travel agency and tour operator activities	s	s	s	s	s	s

Continued

Table 11a --Continued

2009 PSIC Code	Region/Industry Description	Value of Inventories as of December 31					
		Total	Materials and Supplies	Fuels, Lubricants, Oils and Greases	Goods for Resale	Real Estate for Sale	Other Inventories
		(8)	(9)	(10)	(11)	(12)	(13)
N799	Other reservation service and related activities	s	s	s	s	s	s
N812	Cleaning activities	s	s	s	s	s	s
	V - Bicol	271	176	95	-	-	-
N781	Activities of employment placement agencies }						
N782	Temporary employment agency activities }	-	-	-	-	-	-
N801	Private security activities	271	176	95	-	-	-
N822	Call centers and other related activities	-	-	-	-	-	-
	VI - Western Visayas	29,720	160	11	29,549	-	-
N773	Renting and leasing of other machinery, equipment and tangible goods, n.e.c.	s	s	s	s	s	s
N781	Activities of employment placement agencies	s	s	s	s	s	s
N782	Temporary employment agency activities	29,549	-	-	29,549	-	-
N801	Private security activities	83	72	11	-	-	-
N812	Cleaning activities	s	s	s	s	s	s
N822	Call centers and other related activities	88	88	-	-	-	-
	VII - Central Visayas	57,131	28,452	82	28,596	-	-
N772	Renting and leasing of personal and household goods	s	s	s	s	s	s
N773	Renting and leasing of other machinery, equipment and tangible goods, n.e.c.	-	-	-	-	-	-
N781	Activities of employment placement agencies	272	256	16	-	-	-
N782	Temporary employment agency activities	4,859	4,793	66	-	-	-
N791	Travel agency and tour operator activities	-	-	-	-	-	-
N799	Other reservation service and related activities	-	-	-	-	-	-
N801	Private security activities	-	-	-	-	-	-
N803	Investigation activities	s	s	s	s	s	s
N811	Combined facilities support activities	s	s	s	s	s	s
N812	Cleaning activities	601	601	-	-	-	-
N813	Landscape care and maintenance service	s	s	s	s	s	s
N822	Call centers and other related activities	2,803	2,803	-	-	-	-
N829	Business support service activities, n.e.c.	-	-	-	-	-	-
	VIII - Eastern Visayas	17,274	7	-	17,267	-	-
N773	Renting and leasing of other machinery, equipment and tangible goods, n.e.c.	s	s	s	s	s	s
N781	Activities of employment placement agencies	s	s	s	s	s	s
N782	Temporary employment agency activities	17,255	-	-	17,255	-	-
N801	Private security activities	19	7	-	12	-	-
	IX - Zamboanga Peninsula	5,653	924	-	4,729	-	-
N781	Activities of employment placement agencies	s	s	s	s	s	s
N782	Temporary employment agency activities	s	s	s	s	s	s

Continued

Table 11a --Concluded

2009 PSIC Code	Region/Industry Description	Value of Inventories as of December 31					
		Total	Materials and Supplies	Fuels, Lubricants, Oils and Greases	Goods for Resale	Real Estate for Sale	Other Inventories
		(8)	(9)	(10)	(11)	(12)	(13)
N791	Travel agency and tour operator activities	s	s	s	s	s	s
N801	Private security activities	271	271	-	-	-	-
	X - Northern Mindanao	31,700	4,409	10,284	17,008	-	-
N773	Renting and leasing of other machinery, equipment and tangible goods, n.e.c.	s	s	s	s	s	s
N781	Activities of employment placement agencies	622	566	57	-	-	-
N782	Temporary employment agency activities	24,882	938	6,936	17,008	-	-
N799	Other reservation service and related activities	s	s	s	s	s	s
N801	Private security activities	4,200	1,629	2,571	-	-	-
N812	Cleaning activities	292	292	-	-	-	-
N822	Call centers and other related activities	-	-	-	-	-	-
N829	Business support service activities, n.e.c.	s	s	s	s	s	s
	XI - Davao	17,897	13,368	4,511	18	-	-
N773	Renting and leasing of other machinery, equipment and tangible goods, n.e.c.	s	s	s	s	s	s
N781	Activities of employment placement agencies	-	-	-	-	-	-
N782	Temporary employment agency activities	125	104	3	18	-	-
N799	Other reservation service and related activities	s	s	s	s	s	s
N801	Private security activities	16,309	11,805	4,504	-	-	-
N812	Cleaning activities	566	566	-	-	-	-
N822	Call centers and other related activities	-	-	-	-	-	-
N829	Business support service activities, n.e.c.	169	166	4	-	-	-
	XII - SOCCSKSARGEN	18,815	3,574	35	13,006	-	2,200
N781	Activities of employment placement agencies	s	s	s	s	s	s
N782	Temporary employment agency activities	12,135	602	35	11,497	-	-
N801	Private security activities	2,662	462	-	-	-	2,200
N802	Security systems service activities	s	s	s	s	s	s
N822	Call centers and other related activities	s	s	s	s	s	s
	XIII - Caraga	376	372	4	-	-	-
N801	Private security activities }	376	372	4	-	-	-
	ARMM }						
N812	Cleaning activities						

TABLE 12a Number of Reporting Establishments and Nationality with Highest Capital Participation Rate as of 31 December for Administrative and Support Service Activities Establishments with Total Employment of 20 and Over by Region and Industry Sub-Class: Philippines, 2017

(Values are in thousand pesos, except for number of establishments.)

Details may not add-up to total due to rounding and/or statistical disclosure control.)

2009 PSIC Code	Region/Industry Description	Number of Reporting Establishments	Nationality with Highest Capital Participation Rate					
			Filipino	American	Australian	British	Chinese	German
			(1)	(2)	(3)	(4)	(5)	(6)
	Philippines	1,872	1,078	128	28	19	10	4
N771	Renting and leasing of motor vehicles	s	s	s	s	s	s	s
N772	Renting and leasing of personal and household goods	10	11	-	-	-	-	-
N773	Renting and leasing of other machinery, equipment and tangible goods, n.e.c.	40	29	-	-	-	-	-
N781	Activities of employment placement agencies	276	63	-	-	-	-	-
N782	Temporary employment agency activities	308	263	2	-	-	-	1
N783	Other human resources provision	s	s	s	s	s	s	s
N791	Travel agency and tour operator activities	75	21	-	-	1	-	-
N799	Other reservation service and related activities	25	15	2	-	-	1	-
N801	Private security activities	380	317	-	-	-	1	-
N802	Security systems service activities	10	7	-	-	-	-	-
N803	Investigation activities	3	3	-	-	-	-	-
N811	Combined facilities support activities	5	4	1	-	-	-	-
N812	Cleaning activities	79	68	-	-	1	-	-
N813	Landscape care and maintenance service activities	5	5	-	-	-	-	-
N821	Office administrative and support activities	9	6	-	-	-	1	-
N822	Call centers and other related activities	580	220	122	26	17	7	3
N823	Organization of conventions and trade shows	10	6	-	-	-	-	-
N829	Business support service activities, n.e.c.	54	37	1	2	-	-	-
	NCR	1,174	580	80	23	14	8	3
N771	Renting and leasing of motor vehicles	s	s	s	s	s	s	s
N772	Renting and leasing of personal and household goods	8	9	-	-	-	-	-
N773	Renting and leasing of other machinery, equipment and tangible goods, n.e.c.	23	12	-	-	-	-	-
N781	Activities of employment placement agencies	215	24	-	-	-	-	-
N782	Temporary employment agency activities	122	106	2	-	-	-	1
N783	Other human resources provision	s	s	s	s	s	s	s
N791	Travel agency and tour operator activities	69	15	-	-	1	-	-
N799	Other reservation service and related activities	17	9	1	-	-	1	-
N801	Private security activities	191	152	-	-	-	1	-
N802	Security systems service activities	9	6	-	-	-	-	-
N803	Investigation activities	s	s	s	s	s	s	s
N811	Combined facilities support activities	3	2	1	-	-	-	-
N812	Cleaning activities	49	39	-	-	-	-	-
N813	Landscape care and maintenance service activities	s	s	s	s	s	s	s
N821	Office administrative and support activities	8	6	-	-	-	1	-
N822	Call centers and other related activities	403	164	75	21	13	5	2
N823	Organization of conventions and trade shows	10	6	-	-	-	-	-
N829	Business support service activities, n.e.c.	40	23	1	2	-	-	-

Continued

Table 12a --Continued

2009 PSIC Code	Region/Industry Description	Number of Reporting Establishments	Nationality with Highest Capital Participation Rate					
			Filipino	American	Australian	British	Chinese	German
			(1)	(2)	(3)	(4)	(5)	(6)
	CAR	19	12	5	-	-	-	-
N772	Renting and leasing of personal and household goods	s	s	s	s	s	s	s
N782	Temporary employment agency activities	s	s	s	s	s	s	s
N799	Other reservation service and related activities	s	s	s	s	s	s	s
N801	Private security activities	s	s	s	s	s	s	s
N812	Cleaning activities	s	s	s	s	s	s	s
N822	Call centers and other related activities	10	4	4	-	-	-	-
	I - Ilocos	12	12	-	-	-	-	-
N781	Activities of employment placement agencies	s	s	s	s	s	s	s
N782	Temporary employment agency activities	3	3	-	-	-	-	-
N801	Private security activities	5	5	-	-	-	-	-
N812	Cleaning activities	s	s	s	s	s	s	s
N822	Call centers and other related activities	s	s	s	s	s	s	s
	II - Cagayan Valley	4	4	-	-	-	-	-
N782	Temporary employment agency activities	s	s	s	s	s	s	s
N801	Private security activities	s	s	s	s	s	s	s
	III - Central Luzon	68	44	7	1	1	1	0
N781	Activities of employment placement agencies	7	5	-	-	-	-	-
N782	Temporary employment agency activities	12	12	-	-	-	-	-
N791	Travel agency and tour operator activities	s	s	s	s	s	s	s
N801	Private security activities	23	18	-	-	-	-	-
N812	Cleaning activities	5	5	-	-	-	-	-
N813	Landscape care and maintenance service activities	s	s	s	s	s	s	s
N821	Office administrative and support activities	s	s	s	s	s	s	s
N822	Call centers and other related activities	18	2	7	1	1	1	-
	IVA - CALABARZON	129	97	9	-	-	-	-
N773	Renting and leasing of other machinery, equipment and tangible goods, n.e.c.	5	5	-	-	-	-	-
N781	Activities of employment placement agencies	12	6	-	-	-	-	-
N782	Temporary employment agency activities	42	34	-	-	-	-	-
N801	Private security activities	35	30	-	-	-	-	-
N812	Cleaning activities	6	6	-	-	-	-	-
N813	Landscape care and maintenance service activities	s	s	s	s	s	s	s
N822	Call centers and other related activities	21	8	9	-	-	-	-
N829	Business support service activities, n.e.c.	7	7	-	-	-	-	-
	IVB - MIMAROPA	5	5	-	-	-	-	-
N782	Temporary employment agency activities	s	s	s	s	s	s	s
N791	Travel agency and tour operator activities	s	s	s	s	s	s	s
N799	Other reservation service and related activities	s	s	s	s	s	s	s

Continued

Table 12a --Continued

2009 PSIC Code	Region/Industry Description	Number of Reporting Establishments	Nationality with Highest Capital Participation Rate					
			Filipino	American	Australian	British	Chinese	German
			(1)	(2)	(3)	(4)	(5)	(6)
N812	Cleaning activities	s	s	s	s	s	s	s
	V - Bicol	11	8	-	-	-	-	-
N781	Activities of employment placement agencies	}						
N782	Temporary employment agency activities							
N801	Private security activities	4	4	-	-	-	-	-
N822	Call centers and other related activities	4	1	-	-	-	-	-
	VI - Western Visayas	69	45	8	-	-	-	-
N773	Renting and leasing of other machinery, equipment and tangible goods, n.e.c.	s	s	s	s	s	s	s
N781	Activities of employment placement agencies	s	s	s	s	s	s	s
N782	Temporary employment agency activities	12	12	-	-	-	-	-
N801	Private security activities	22	18	-	-	-	-	-
N812	Cleaning activities	s	s	s	s	s	s	s
N822	Call centers and other related activities	22	7	8	-	-	-	-
	VII - Central Visayas	186	114	19	4	3	1	1
N772	Renting and leasing of personal and household goods	s	s	s	s	s	s	s
N773	Renting and leasing of other machinery, equipment and tangible goods, n.e.c.	5	5	-	-	-	-	-
N781	Activities of employment placement agencies	5	5	-	-	-	-	-
N782	Temporary employment agency activities	52	45	-	-	-	-	-
N791	Travel agency and tour operator activities	3	3	-	-	-	-	-
N799	Other reservation service and related activities	4	3	-	-	-	-	-
N801	Private security activities	24	20	-	-	-	-	-
N803	Investigation activities	s	s	s	s	s	s	s
N811	Combined facilities support activities	s	s	s	s	s	s	s
N812	Cleaning activities	6	5	-	-	1	-	-
N813	Landscape care and maintenance service activities	s	s	s	s	s	s	s
N822	Call centers and other related activities	79	20	19	4	2	1	1
N829	Business support service activities, n.e.c.	3	3	-	-	-	-	-
	VIII - Eastern Visayas	11	11	-	-	-	-	-
N773	Renting and leasing of other machinery, equipment and tangible goods, n.e.c.	s	s	s	s	s	s	s
N781	Activities of employment placement agencies	s	s	s	s	s	s	s
N782	Temporary employment agency activities	6	6	-	-	-	-	-
N801	Private security activities	2	2	-	-	-	-	-
	IX - Zamboanga Peninsula	24	19	-	-	-	-	-
N781	Activities of employment placement agencies	s	s	s	s	s	s	s
N782	Temporary employment agency activities	s	s	s	s	s	s	s
N791	Travel agency and tour operator activities	s	s	s	s	s	s	s
N801	Private security activities	15	13	-	-	-	-	-

Continued

Table 12a --Continued

2009 PSIC Code	Region/Industry Description	Number of Reporting Establishments	Nationality with Highest Capital Participation Rate					
			Filipino	American	Australian	British	Chinese	German
			(1)	(2)	(3)	(4)	(5)	(6)
	X - Northern Mindanao	51	37	-	-	-	-	-
N773	Renting and leasing of other machinery, equipment and tangible goods, n.e.c.	s	s	s	s	s	s	s
N781	Activities of employment placement agencies	12	5	-	-	-	-	-
N782	Temporary employment agency activities	17	11	-	-	-	-	-
N799	Other reservation service and related activities	s	s	s	s	s	s	s
N801	Private security activities	11	11	-	-	-	-	-
N812	Cleaning activities	4	4	-	-	-	-	-
N822	Call centers and other related activities	3	2	-	-	-	-	-
N829	Business support service activities, n.e.c.	s	s	s	s	s	s	s
	XI - Davao	80	61	-	-	1	-	-
N773	Renting and leasing of other machinery, equipment and tangible goods, n.e.c.	s	s	s	s	s	s	s
N781	Activities of employment placement agencies	7	5	-	-	-	-	-
N782	Temporary employment agency activities	18	13	-	-	-	-	-
N799	Other reservation service and related activities	s	s	s	s	s	s	s
N801	Private security activities	27	23	-	-	-	-	-
N812	Cleaning activities	4	4	-	-	-	-	-
N822	Call centers and other related activities	18	10	-	-	-	-	-
N829	Business support service activities, n.e.c.	3	3	-	-	-	-	-
	XII - SOCCSKSARGEN	22	22	-	-	-	-	-
N781	Activities of employment placement agencies	s	s	s	s	s	s	s
N782	Temporary employment agency activities	11	11	-	-	-	-	-
N801	Private security activities	7	7	-	-	-	-	-
N802	Security systems service activities	s	s	s	s	s	s	s
N822	Call centers and other related activities	s	s	s	s	s	s	s
	XIII - Caraga	7	7	-	-	-	-	-
N801	Private security activities	}	7	7	-	-	-	-
	ARMM	}						
N812	Cleaning activities							

Continued

Table 12a --Continued

2009 PSIC Code	Region/Industry Description	Nationality with Highest Capital Participation Rate					
		Japanese	Korean	Malaysian	Singaporean	Taiwanese	Other Nationalities
		(8)	(9)	(10)	(11)	(12)	(13)
	Philippines	15	3	-	20	-	160
N771	Renting and leasing of motor vehicles	s	s	s	s	s	s
N772	Renting and leasing of personal and household goods	-	-	-	-	-	-
N773	Renting and leasing of other machinery, equipment and tangible goods, n.e.c.	-	-	-	1	-	-
N781	Activities of employment placement agencies	-	-	-	1	-	-
N782	Temporary employment agency activities	1	-	-	-	-	-
N783	Other human resources provision	s	s	s	s	s	s
N791	Travel agency and tour operator activities	-	1	-	-	-	2
N799	Other reservation service and related activities	-	-	-	-	-	1
N801	Private security activities	-	-	-	-	-	-
N802	Security systems service activities	-	-	-	-	-	-
N803	Investigation activities	-	-	-	-	-	-
N811	Combined facilities support activities	-	-	-	-	-	-
N812	Cleaning activities	-	-	-	-	-	1
N813	Landscape care and maintenance service activities	-	-	-	-	-	-
N821	Office administrative and support activities	-	-	-	1	-	1
N822	Call centers and other related activities	14	2	-	17	-	155
N823	Organization of conventions and trade shows	-	-	-	-	-	-
N829	Business support service activities, n.e.c.	-	-	-	-	-	-
	NCR	9	2	-	17	-	103
N771	Renting and leasing of motor vehicles	s	s	s	s	s	s
N772	Renting and leasing of personal and household goods	-	-	-	-	-	-
N773	Renting and leasing of other machinery, equipment and tangible goods, n.e.c.	-	-	-	1	-	-
N781	Activities of employment placement agencies	-	-	-	1	-	-
N782	Temporary employment agency activities	-	-	-	-	-	-
N783	Other human resources provision	s	s	s	s	s	s
N791	Travel agency and tour operator activities	-	1	-	-	-	2
N799	Other reservation service and related activities	-	-	-	-	-	-
N801	Private security activities	-	-	-	-	-	-
N802	Security systems service activities	-	-	-	-	-	-
N803	Investigation activities	s	s	s	s	s	s
N811	Combined facilities support activities	-	-	-	-	-	-
N812	Cleaning activities	-	-	-	-	-	1
N813	Landscape care and maintenance service activities	s	s	s	s	s	s
N821	Office administrative and support activities	-	-	-	1	-	-
N822	Call centers and other related activities	9	1	-	14	-	100
N823	Organization of conventions and trade shows	-	-	-	-	-	-
N829	Business support service activities, n.e.c.	-	-	-	-	-	-

Continued

Table 12a --Continued

2009 PSIC Code	Region/Industry Description	Nationality with Highest Capital Participation Rate					
		Japanese	Korean	Malaysian	Singaporean	Taiwanese	Other Nationalities
		(8)	(9)	(10)	(11)	(12)	(13)
	CAR	-	-	-	-	-	2
N772	Renting and leasing of personal and household goods	S	S	S	S	S	S
N782	Temporary employment agency activities	S	S	S	S	S	S
N799	Other reservation service and related activities	S	S	S	S	S	S
N801	Private security activities	S	S	S	S	S	S
N812	Cleaning activities	S	S	S	S	S	S
N822	Call centers and other related activities	-	-	-	-	-	2
	I - Ilocos	-	-	-	-	-	-
N781	Activities of employment placement agencies	S	S	S	S	S	S
N782	Temporary employment agency activities	-	-	-	-	-	-
N801	Private security activities	-	-	-	-	-	-
N812	Cleaning activities	S	S	S	S	S	S
N822	Call centers and other related activities	S	S	S	S	S	S
	II - Cagayan Valley	-	-	-	-	-	-
N782	Temporary employment agency activities	S	S	S	S	S	S
N801	Private security activities	S	S	S	S	S	S
	III - Central Luzon	-	1	-	1	-	5
N781	Activities of employment placement agencies	-	-	-	-	-	-
N782	Temporary employment agency activities	-	-	-	-	-	-
N791	Travel agency and tour operator activities	S	S	S	S	S	S
N801	Private security activities	-	-	-	-	-	-
N812	Cleaning activities	-	-	-	-	-	-
N813	Landscape care and maintenance service activities	S	S	S	S	S	S
N821	Office administrative and support activities	S	S	S	S	S	S
N822	Call centers and other related activities	-	1	-	1	-	4
	IVA - CALABARZON	1	-	-	1	-	3
N773	Renting and leasing of other machinery, equipment and tangible goods, n.e.c.	-	-	-	-	-	-
N781	Activities of employment placement agencies	-	-	-	-	-	-
N782	Temporary employment agency activities	1	-	-	-	-	-
N801	Private security activities	-	-	-	-	-	-
N812	Cleaning activities	-	-	-	-	-	-
N813	Landscape care and maintenance service activities	S	S	S	S	S	S
N822	Call centers and other related activities	-	-	-	1	-	3
N829	Business support service activities, n.e.c.	-	-	-	-	-	-
	IVB - MIMAROPA	-	-	-	-	-	-
N782	Temporary employment agency activities	S	S	S	S	S	S
N791	Travel agency and tour operator activities	S	S	S	S	S	S

Continued

Table 12a --Continued

2009 PSIC Code	Region/Industry Description	Nationality with Highest Capital Participation Rate					
		Japanese	Korean	Malaysian	Singaporean	Taiwanese	Other Nationalities
		(8)	(9)	(10)	(11)	(12)	(13)
N799	Other reservation service and related activities	S	S	S	S	S	S
N812	Cleaning activities	S	S	S	S	S	S
	V - Bicol	-	-	-	-	-	3
N781	Activities of employment placement agencies }						
N782	Temporary employment agency activities }	-	-	-	-	-	-
N801	Private security activities	-	-	-	-	-	-
N822	Call centers and other related activities	-	-	-	-	-	3
	VI - Western Visayas	-	-	-	-	-	8
N773	Renting and leasing of other machinery, equipment and tangible goods, n.e.c.	S	S	S	S	S	S
N781	Activities of employment placement agencies	S	S	S	S	S	S
N782	Temporary employment agency activities	-	-	-	-	-	-
N801	Private security activities	-	-	-	-	-	-
N812	Cleaning activities	S	S	S	S	S	S
N822	Call centers and other related activities	-	-	-	-	-	8
	VII - Central Visayas	5	-	-	1	-	28
N772	Renting and leasing of personal and household goods	S	S	S	S	S	S
N773	Renting and leasing of other machinery, equipment and tangible goods, n.e.c.	-	-	-	-	-	-
N781	Activities of employment placement agencies	-	-	-	-	-	-
N782	Temporary employment agency activities	-	-	-	-	-	-
N791	Travel agency and tour operator activities	-	-	-	-	-	-
N799	Other reservation service and related activities	-	-	-	-	-	1
N801	Private security activities	-	-	-	-	-	-
N803	Investigation activities	S	S	S	S	S	S
N811	Combined facilities support activities	S	S	S	S	S	S
N812	Cleaning activities	-	-	-	-	-	-
N813	Landscape care and maintenance service activities	S	S	S	S	S	S
N822	Call centers and other related activities	5	-	-	1	-	27
N829	Business support service activities, n.e.c.	-	-	-	-	-	-
	VIII - Eastern Visayas	-	-	-	-	-	-
N773	Renting and leasing of other machinery, equipment and tangible goods, n.e.c.	S	S	S	S	S	S
N781	Activities of employment placement agencies	S	S	S	S	S	S
N782	Temporary employment agency activities	-	-	-	-	-	-
N801	Private security activities	-	-	-	-	-	-
	IX - Zamboanga Peninsula	-	-	-	-	-	-
N781	Activities of employment placement agencies	S	S	S	S	S	S
N782	Temporary employment agency activities	S	S	S	S	S	S

Continued

Table 12a --Concluded

2009 PSIC Code	Region/Industry Description	Nationality with Highest Capital Participation Rate					
		Japanese	Korean	Malaysian	Singaporean	Taiwanese	Other Nationalities
		(8)	(9)	(10)	(11)	(12)	(13)
N791	Travel agency and tour operator activities	s	s	s	s	s	s
N801	Private security activities	-	-	-	-	-	-
	X - Northern Mindanao	-	-	-	-	-	1
N773	Renting and leasing of other machinery, equipment and tangible goods, n.e.c.	s	s	s	s	s	s
N781	Activities of employment placement agencies	-	-	-	-	-	-
N782	Temporary employment agency activities	-	-	-	-	-	-
N799	Other reservation service and related activities	s	s	s	s	s	s
N801	Private security activities	-	-	-	-	-	-
N812	Cleaning activities	-	-	-	-	-	-
N822	Call centers and other related activities	-	-	-	-	-	1
N829	Business support service activities, n.e.c.	s	s	s	s	s	s
	XI - Davao	-	-	-	-	-	7
N773	Renting and leasing of other machinery, equipment and tangible goods, n.e.c.	s	s	s	s	s	s
N781	Activities of employment placement agencies	-	-	-	-	-	-
N782	Temporary employment agency activities	-	-	-	-	-	-
N799	Other reservation service and related activities	s	s	s	s	s	s
N801	Private security activities	-	-	-	-	-	-
N812	Cleaning activities	-	-	-	-	-	-
N822	Call centers and other related activities	-	-	-	-	-	7
N829	Business support service activities, n.e.c.	-	-	-	-	-	-
	XII - SOCCSKSARGEN	-	-	-	-	-	-
N781	Activities of employment placement agencies	s	s	s	s	s	s
N782	Temporary employment agency activities	-	-	-	-	-	-
N801	Private security activities	-	-	-	-	-	-
N802	Security systems service activities	s	s	s	s	s	s
N822	Call centers and other related activities	s	s	s	s	s	s
	XIII - Caraga	-	-	-	-	-	-
N801	Private security activities	}	-	-	-	-	-
	ARMM	}					
N812	Cleaning activities						

**TABLE 13a Number of Establishments and Research and Development (R&D) Personnel by Sex, Expense and Intangible Assets
for Administrative and Support Service Activities Establishments with Total Employment of 20 and Over
by Region and Industry Sub-Class: Philippines, 2017**

(Values are in thousand pesos, except for number of establishments.)

Details may not add-up to total due to rounding and/or statistical disclosure control.)

2009 PSIC Code	Region/Industry Description	Number of Establishments	R&D Personnel as of 15 November		
			Total	Male	Female
			(1)	(2)	(3)
	Philippines	1,872	254	152	103
N771	Renting and leasing of motor vehicles	s	s	s	s
N772	Renting and leasing of personal and household goods	10	-	-	-
N773	Renting and leasing of other machinery, equipment and tangible goods, n.e.c.	40	-	-	-
N781	Activities of employment placement agencies	276	25	24	1
N782	Temporary employment agency activities	308	27	17	10
N783	Other human resources provision	s	s	s	s
N791	Travel agency and tour operator activities	75	-	-	-
N799	Other reservation service and related activities	25	3	-	3
N801	Private security activities	380	42	25	17
N802	Security systems service activities	10	4	3	1
N803	Investigation activities	3	-	-	-
N811	Combined facilities support activities	5	-	-	-
N812	Cleaning activities	79	11	7	4
N813	Landscape care and maintenance service activities	5	-	-	-
N821	Office administrative and support activities	9	-	-	-
N822	Call centers and other related activities	580	128	63	65
N823	Organization of conventions and trade shows	10	-	-	-
N829	Business support service activities, n.e.c.	54	14	12	2
	NCR	1,174	180	114	67
N771	Renting and leasing of motor vehicles	s	s	s	s
N772	Renting and leasing of personal and household goods	8	-	-	-
N773	Renting and leasing of other machinery, equipment and tangible goods, n.e.c.	23	-	-	-
N781	Activities of employment placement agencies	215	24	24	-
N782	Temporary employment agency activities	122	15	9	6
N783	Other human resources provision	s	s	s	s
N791	Travel agency and tour operator activities	69	-	-	-
N799	Other reservation service and related activities	17	-	-	-
N801	Private security activities	191	14	11	3
N802	Security systems service activities	9	4	3	1
N803	Investigation activities	s	s	s	s
N811	Combined facilities support activities	3	-	-	-
N812	Cleaning activities	49	11	7	4
N813	Landscape care and maintenance service activities	s	s	s	s
N821	Office administrative and support activities	8	-	-	-
N822	Call centers and other related activities	403	106	53	53
N823	Organization of conventions and trade shows	10	-	-	-
N829	Business support service activities, n.e.c.	40	6	6	-

Continued

Table 13a --Continued

2009 PSIC Code	Region/Industry Description	Number of Establishments	R&D Personnel as of 15 November		
			Total	Male	Female
		(1)	(2)	(3)	(4)
CAR		19	3	2	1
N772	Renting and leasing of personal and household goods	s	s	s	s
N782	Temporary employment agency activities	s	s	s	s
N799	Other reservation service and related activities	s	s	s	s
N801	Private security activities	s	s	s	s
N812	Cleaning activities	s	s	s	s
N822	Call centers and other related activities	10	3	2	1
I - Ilocos		12	-	-	-
N781	Activities of employment placement agencies	s	s	s	s
N782	Temporary employment agency activities	3	-	-	-
N801	Private security activities	5	-	-	-
N812	Cleaning activities	s	s	s	s
N822	Call centers and other related activities	s	s	s	s
II - Cagayan Valley		4	-	-	-
N782	Temporary employment agency activities	s	s	s	s
N801	Private security activities	s	s	s	s
III - Central Luzon		68	7	3	4
N781	Activities of employment placement agencies	7	-	-	-
N782	Temporary employment agency activities	12	-	-	-
N791	Travel agency and tour operator activities	s	s	s	s
N801	Private security activities	23	-	-	-
N812	Cleaning activities	5	-	-	-
N813	Landscape care and maintenance service activities	s	s	s	s
N821	Office administrative and support activities	s	s	s	s
N822	Call centers and other related activities	18	7	3	4
IVA - CALABARZON		129	19	12	7
N773	Renting and leasing of other machinery, equipment and tangible goods, n.e.c.	5	-	-	-
N781	Activities of employment placement agencies	12	-	-	-
N782	Temporary employment agency activities	42	-	-	-
N801	Private security activities	35	11	6	5
N812	Cleaning activities	6	-	-	-
N813	Landscape care and maintenance service activities	s	s	s	s
N822	Call centers and other related activities	21	-	-	-
N829	Business support service activities, n.e.c.	7	8	6	2
IVB - MIMAROPA		5	-	-	-
N782	Temporary employment agency activities	s	s	s	s
N791	Travel agency and tour operator activities	s	s	s	s

Continued

Table 13a --Continued

2009 PSIC Code	Region/Industry Description	Number of Establishments	R&D Personnel as of 15 November		
			Total	Male	Female
		(1)	(2)	(3)	(4)
N799	Other reservation service and related activities	s	s	s	s
N812	Cleaning activities	s	s	s	s
	V - Bicol	11	2	1	1
N781	Activities of employment placement agencies	}			
N782	Temporary employment agency activities	}	3	1	-
N801	Private security activities		4	1	-
N822	Call centers and other related activities		4	-	-
	VI - Western Visayas	69	7	3	4
N773	Renting and leasing of other machinery, equipment and tangible goods, n.e.c.	s	s	s	s
N781	Activities of employment placement agencies	s	s	s	s
N782	Temporary employment agency activities	12	-	-	-
N801	Private security activities	22	-	-	-
N812	Cleaning activities	s	s	s	s
N822	Call centers and other related activities	22	7	3	4
	VII - Central Visayas	186	5	2	3
N772	Renting and leasing of personal and household goods	s	s	s	s
N773	Renting and leasing of other machinery, equipment and tangible goods, n.e.c.	5	-	-	-
N781	Activities of employment placement agencies	5	-	-	-
N782	Temporary employment agency activities	52	2	2	-
N791	Travel agency and tour operator activities	3	-	-	-
N799	Other reservation service and related activities	4	3	-	3
N801	Private security activities	24	-	-	-
N803	Investigation activities	s	s	s	s
N811	Combined facilities support activities	s	s	s	s
N812	Cleaning activities	6	-	-	-
N813	Landscape care and maintenance service activities	s	s	s	s
N822	Call centers and other related activities	79	-	-	-
N829	Business support service activities, n.e.c.	3	-	-	-
	VIII - Eastern Visayas	11	10	6	4
N773	Renting and leasing of other machinery, equipment and tangible goods, n.e.c.	s	s	s	s
N781	Activities of employment placement agencies	s	s	s	s
N782	Temporary employment agency activities	6	10	6	4
N801	Private security activities	2	-	-	-
	IX - Zamboanga Peninsula	24	-	-	-
N781	Activities of employment placement agencies	s	s	s	s
N782	Temporary employment agency activities	s	s	s	s
N791	Travel agency and tour operator activities	s	s	s	s
N801	Private security activities	15	-	-	-

Continued

Table 13a --Continued

2009 PSIC Code	Region/Industry Description	Number of Establishments	R&D Personnel as of 15 November		
			Total	Male	Female
		(1)	(2)	(3)	(4)
	X - Northern Mindanao	51	10	5	5
N773	Renting and leasing of other machinery, equipment and tangible goods, n.e.c.	s	s	s	s
N781	Activities of employment placement agencies	12	-	-	-
N782	Temporary employment agency activities	17	-	-	-
N799	Other reservation service and related activities	s	s	s	s
N801	Private security activities	11	10	5	5
N812	Cleaning activities	4	-	-	-
N822	Call centers and other related activities	3	-	-	-
N829	Business support service activities, n.e.c.	s	s	s	s
	XI - Davao	80	11	4	7
N773	Renting and leasing of other machinery, equipment and tangible goods, n.e.c.	s	s	s	s
N781	Activities of employment placement agencies	7	-	-	-
N782	Temporary employment agency activities	18	-	-	-
N799	Other reservation service and related activities	s	s	s	s
N801	Private security activities	27	6	2	4
N812	Cleaning activities	4	-	-	-
N822	Call centers and other related activities	18	5	2	3
N829	Business support service activities, n.e.c.	3	-	-	-
	XII - SOCCSKSARGEN	22	-	-	-
N781	Activities of employment placement agencies	s	s	s	s
N782	Temporary employment agency activities	11	-	-	-
N801	Private security activities	7	-	-	-
N802	Security systems service activities	s	s	s	s
N822	Call centers and other related activities	s	s	s	s
	XIII - Caraga	7	-	-	-
N801	Private security activities }	7	-	-	-
	ARMM }				
N812	Cleaning activities				

Continued

Table 13a --Continued

2009 PSIC Code	Region/Industry Description	R&D Expense	R&D Personnel as of 15 November	
			Capital Expenditures	Book Value as of 31 December
		(4)	(5)	(6)
	Philippines	150,780	100	22,035
N771	Renting and leasing of motor vehicles	s	s	s
N772	Renting and leasing of personal and household goods	-	-	-
N773	Renting and leasing of other machinery, equipment and tangible goods, n.e.c.	-	-	-
N781	Activities of employment placement agencies	662	-	-
N782	Temporary employment agency activities	581	-	-
N783	Other human resources provision	s	s	s
N791	Travel agency and tour operator activities	-	-	-
N799	Other reservation service and related activities	181	-	-
N801	Private security activities	1,786	-	-
N802	Security systems service activities	47	-	-
N803	Investigation activities	-	-	-
N811	Combined facilities support activities	-	-	-
N812	Cleaning activities	547	-	-
N813	Landscape care and maintenance service activities	-	-	-
N821	Office administrative and support activities	-	-	-
N822	Call centers and other related activities	141,966	100	22,035
N823	Organization of conventions and trade shows	-	-	-
N829	Business support service activities, n.e.c.	5,009	-	-
	NCR	104,280	100	22,035
N771	Renting and leasing of motor vehicles	s	s	s
N772	Renting and leasing of personal and household goods	-	-	-
N773	Renting and leasing of other machinery, equipment and tangible goods, n.e.c.	-	-	-
N781	Activities of employment placement agencies	587	-	-
N782	Temporary employment agency activities	507	-	-
N783	Other human resources provision	s	s	s
N791	Travel agency and tour operator activities	-	-	-
N799	Other reservation service and related activities	-	-	-
N801	Private security activities	1,138	-	-
N802	Security systems service activities	47	-	-
N803	Investigation activities	s	s	s
N811	Combined facilities support activities	-	-	-
N812	Cleaning activities	547	-	-
N813	Landscape care and maintenance service activities	s	s	s
N821	Office administrative and support activities	-	-	-
N822	Call centers and other related activities	97,516	100	22,035
N823	Organization of conventions and trade shows	-	-	-
N829	Business support service activities, n.e.c.	3,937	-	-

Continued

Table 13a --Continued

2009 PSIC Code	Region/Industry Description	R&D Expense	R&D Personnel as of 15 November	
			Capital Expenditures	Book Value as of 31 December
		(4)	(5)	(6)
	CAR	-	-	-
N772	Renting and leasing of personal and household goods	\$	\$	\$
N782	Temporary employment agency activities	\$	\$	\$
N799	Other reservation service and related activities	\$	\$	\$
N801	Private security activities	\$	\$	\$
N812	Cleaning activities	\$	\$	\$
N822	Call centers and other related activities	-	-	-
	I - Ilocos	-	-	-
N781	Activities of employment placement agencies	\$	\$	\$
N782	Temporary employment agency activities	-	-	-
N801	Private security activities	-	-	-
N812	Cleaning activities	\$	\$	\$
N822	Call centers and other related activities	\$	\$	\$
	II - Cagayan Valley	-	-	-
N782	Temporary employment agency activities	\$	\$	\$
N801	Private security activities	\$	\$	\$
	III - Central Luzon	8,289	-	-
N781	Activities of employment placement agencies	-	-	-
N782	Temporary employment agency activities	-	-	-
N791	Travel agency and tour operator activities	\$	\$	\$
N801	Private security activities	-	-	-
N812	Cleaning activities	-	-	-
N813	Landscape care and maintenance service activities	\$	\$	\$
N821	Office administrative and support activities	\$	\$	\$
N822	Call centers and other related activities	8,289	-	-
	IVA - CALABARZON	1,321	-	-
N773	Renting and leasing of other machinery, equipment and tangible goods, n.e.c.	-	-	-
N781	Activities of employment placement agencies	-	-	-
N782	Temporary employment agency activities	-	-	-
N801	Private security activities	180	-	-
N812	Cleaning activities	-	-	-
N813	Landscape care and maintenance service activities	\$	\$	\$
N822	Call centers and other related activities	69	-	-
N829	Business support service activities, n.e.c.	1,072	-	-
	IVB - MIMAROPA	-	-	-
N782	Temporary employment agency activities	\$	\$	\$

Continued

Table 13a --Continued

2009 PSIC Code	Region/Industry Description	R&D Expense	R&D Personnel as of 15 November	
			Capital Expenditures	Book Value as of 31 December
		(4)	(5)	(6)
N791	Travel agency and tour operator activities	\$	\$	\$
N799	Other reservation service and related activities	\$	\$	\$
N812	Cleaning activities	\$	\$	\$
	V - Bicol	110	-	-
N781	Activities of employment placement agencies	}		
N782	Temporary employment agency activities	}	-	-
N801	Private security activities	35	-	-
N822	Call centers and other related activities	-	-	-
	VI - Western Visayas	20,515	-	-
N773	Renting and leasing of other machinery, equipment and tangible goods, n.e.c.	\$	\$	\$
N781	Activities of employment placement agencies	\$	\$	\$
N782	Temporary employment agency activities	-	-	-
N801	Private security activities	-	-	-
N812	Cleaning activities	\$	\$	\$
N822	Call centers and other related activities	20,515	-	-
	VII - Central Visayas	229	-	-
N772	Renting and leasing of personal and household goods	\$	\$	\$
N773	Renting and leasing of other machinery, equipment and tangible goods, n.e.c.	-	-	-
N781	Activities of employment placement agencies	-	-	-
N782	Temporary employment agency activities	48	-	-
N791	Travel agency and tour operator activities	-	-	-
N799	Other reservation service and related activities	181	-	-
N801	Private security activities	-	-	-
N803	Investigation activities	\$	\$	\$
N811	Combined facilities support activities	\$	\$	\$
N812	Cleaning activities	-	-	-
N813	Landscape care and maintenance service activities	\$	\$	\$
N822	Call centers and other related activities	-	-	-
N829	Business support service activities, n.e.c.	-	-	-
	VIII - Eastern Visayas	26	-	-
N773	Renting and leasing of other machinery, equipment and tangible goods, n.e.c.	\$	\$	\$
N781	Activities of employment placement agencies	\$	\$	\$
N782	Temporary employment agency activities	26	-	-
N801	Private security activities	-	-	-
	IX - Zamboanga Peninsula	-	-	-
N781	Activities of employment placement agencies	\$	\$	\$

Continued

Table 13a --Concluded

2009 PSIC Code	Region/Industry Description	R&D Expense	R&D Personnel as of 15 November	
			Capital Expenditures	Book Value as of 31 December
		(4)	(5)	(6)
N782	Temporary employment agency activities	\$	\$	\$
N791	Travel agency and tour operator activities	\$	\$	\$
N801	Private security activities	-	-	-
	X - Northern Mindanao	421	-	-
N773	Renting and leasing of other machinery, equipment and tangible goods, n.e.c.	\$	\$	\$
N781	Activities of employment placement agencies	-	-	-
N782	Temporary employment agency activities	-	-	-
N799	Other reservation service and related activities	\$	\$	\$
N801	Private security activities	421	-	-
N812	Cleaning activities	-	-	-
N822	Call centers and other related activities	-	-	-
N829	Business support service activities, n.e.c.	\$	\$	\$
	XI - Davao	15,589	-	-
N773	Renting and leasing of other machinery, equipment and tangible goods, n.e.c.	\$	\$	\$
N781	Activities of employment placement agencies	-	-	-
N782	Temporary employment agency activities	-	-	-
N799	Other reservation service and related activities	\$	\$	\$
N801	Private security activities	12	-	-
N812	Cleaning activities	-	-	-
N822	Call centers and other related activities	15,577	-	-
N829	Business support service activities, n.e.c.	-	-	-
	XII - SOCCSKSARGEN	-	-	-
N781	Activities of employment placement agencies	\$	\$	\$
N782	Temporary employment agency activities	-	-	-
N801	Private security activities	-	-	-
N802	Security systems service activities	\$	\$	\$
N822	Call centers and other related activities	\$	\$	\$
	XIII - Caraga	-	-	-
N801	Private security activities	}	-	-
	ARMM	}		
N812	Cleaning activities			

TABLE 14a Number of Reporting Establishments with E-Commerce Transactions for Administrative and Support Service Activities Establishments with Total Employment of 20 and Over by Region and Industry Sub-Class: Philippines, 2017

2009 PSIC Code	Region/Industry Description	Number of Reporting Establishments	Number of Establishments without E-commerce Transactions	Number of Establishments with E-Commerce Transactions						
				Total	1-9%	10-19%	20-29%	30-39%	40-49%	50% and over
		(1)	(2)	(3)	(4)	(5)	(6)	(7)	(8)	(9)
	Philippine	1,872	1,868	4	1	1	-	-	-	2
N771	Renting and leasing of motor vehicles	1	1	-	-	-	-	-	-	-
N772	Renting and leasing of personal and household goods	10	10	-	-	-	-	-	-	-
N773	Renting and leasing of other machinery, equipment and tangible goods, n.e.c.	40	40	-	-	-	-	-	-	-
N781	Activities of employment placement agencies	276	276	-	-	-	-	-	-	-
N782	Temporary employment agency activities	308	308	-	-	-	-	-	-	-
N783	Other human resources provision	2	2	-	-	-	-	-	-	-
N791	Travel agency and tour operator activities	75	75	-	-	-	-	-	-	-
N799	Other reservation service and related activities	25	25	-	-	-	-	-	-	-
N801	Private security activities	380	380	-	-	-	-	-	-	-
N802	Security systems service activities	10	10	-	-	-	-	-	-	-
N803	Investigation activities	3	3	-	-	-	-	-	-	-
N811	Combined facilities support activities	5	5	-	-	-	-	-	-	-
N812	Cleaning activities	79	79	-	-	-	-	-	-	-
N813	Landscape care and maintenance service activities	5	5	-	-	-	-	-	-	-
N821	Office administrative and support activities	9	9	-	-	-	-	-	-	-
N822	Call centers and other related activities	580	576	4	1	1	-	-	-	2
N823	Organization of conventions and trade shows	10	10	-	-	-	-	-	-	-
N829	Business support service activities, n.e.c.	54	54	-	-	-	-	-	-	-
	NCR	1,174	1,172	2	1	-	-	-	-	1
N771	Renting and leasing of motor vehicles	1	1	-	-	-	-	-	-	-
N772	Renting and leasing of personal and household goods	8	8	-	-	-	-	-	-	-
N773	Renting and leasing of other machinery, equipment and tangible goods, n.e.c.	23	23	-	-	-	-	-	-	-
N781	Activities of employment placement agencies	215	215	-	-	-	-	-	-	-
N782	Temporary employment agency activities	122	122	-	-	-	-	-	-	-
N783	Other human resources provision	2	2	-	-	-	-	-	-	-
N791	Travel agency and tour operator activities	69	69	-	-	-	-	-	-	-
N799	Other reservation service and related activities	17	17	-	-	-	-	-	-	-
N801	Private security activities	191	191	-	-	-	-	-	-	-
N802	Security systems service activities	9	9	-	-	-	-	-	-	-
N803	Investigation activities	2	2	-	-	-	-	-	-	-
N811	Combined facilities support activities	3	3	-	-	-	-	-	-	-
N812	Cleaning activities	49	49	-	-	-	-	-	-	-
N813	Landscape care and maintenance service activities	2	2	-	-	-	-	-	-	-
N821	Office administrative and support activities	8	8	-	-	-	-	-	-	-
N822	Call centers and other related activities	403	401	2	1	-	-	-	-	1

Continued

Table 14a --Continued

2009 PSIC Code	Region/Industry Description	Number of Reporting Establishments	Number of Establishments without E-commerce Transactions	Number of Establishments with E-Commerce Transactions						
				Total	1-9%	10-19%	20-29%	30-39%	40-49%	50% and over
		(1)	(2)	(3)	(4)	(5)	(6)	(7)	(8)	(9)
N823	Organization of conventions and trade shows	10	10	-	-	-	-	-	-	-
N829	Business support service activities, n.e.c.	40	40	-	-	-	-	-	-	-
	CAR	19	17	2	-	1	-	-	-	1
N772	Renting and leasing of personal and household goods	1	1	-	-	-	-	-	-	-
N782	Temporary employment agency activities	1	1	-	-	-	-	-	-	-
N799	Other reservation service and related activities	1	1	-	-	-	-	-	-	-
N801	Private security activities	5	5	-	-	-	-	-	-	-
N812	Cleaning activities	1	1	-	-	-	-	-	-	-
N822	Call centers and other related activities	10	8	2	-	1	-	-	-	1
	I - Ilocos	12	12	-	-	-	-	-	-	-
N781	Activities of employment placement agencies	2	2	-	-	-	-	-	-	-
N782	Temporary employment agency activities	3	3	-	-	-	-	-	-	-
N801	Private security activities	5	5	-	-	-	-	-	-	-
N812	Cleaning activities	1	1	-	-	-	-	-	-	-
N822	Call centers and other related activities	1	1	-	-	-	-	-	-	-
	II - Cagayan Valley	4	4	-	-	-	-	-	-	-
N782	Temporary employment agency activities	1	1	-	-	-	-	-	-	-
N801	Private security activities	3	3	-	-	-	-	-	-	-
	III - Central Luzon	68	68	-	-	-	-	-	-	-
N781	Activities of employment placement agencies	7	7	-	-	-	-	-	-	-
N782	Temporary employment agency activities	12	12	-	-	-	-	-	-	-
N791	Travel agency and tour operator activities	1	1	-	-	-	-	-	-	-
N801	Private security activities	23	23	-	-	-	-	-	-	-
N812	Cleaning activities	5	5	-	-	-	-	-	-	-
N813	Landscape care and maintenance service activities	1	1	-	-	-	-	-	-	-
N821	Office administrative and support activities	1	1	-	-	-	-	-	-	-
N822	Call centers and other related activities	18	18	-	-	-	-	-	-	-
	IVA - CALABARZON	129	129	-	-	-	-	-	-	-
N773	Renting and leasing of other machinery, equipment and tangible goods, n.e.c.	5	5	-	-	-	-	-	-	-
N781	Activities of employment placement agencies	12	12	-	-	-	-	-	-	-
N782	Temporary employment agency activities	42	42	-	-	-	-	-	-	-
N801	Private security activities	35	35	-	-	-	-	-	-	-
N812	Cleaning activities	6	6	-	-	-	-	-	-	-
N813	Landscape care and maintenance service activities	1	1	-	-	-	-	-	-	-
N822	Call centers and other related activities	21	21	-	-	-	-	-	-	-

Continued

Table 14a --Continued

2009 PSIC Code	Region/Industry Description	Number of Reporting Establishments	Number of Establishments without E-commerce Transactions	Number of Establishments with E-Commerce Transactions						
				Total	1-9%	10-19%	20-29%	30-39%	40-49%	50% and over
		(1)	(2)	(3)	(4)	(5)	(6)	(7)	(8)	(9)
N829	Business support service activities, n.e.c.	7	7	-	-	-	-	-	-	-
	IVB - MIMAROPA	5	5	-	-	-	-	-	-	-
N782	Temporary employment agency activities	2	2	-	-	-	-	-	-	-
N791	Travel agency and tour operator activities	1	1	-	-	-	-	-	-	-
N799	Other reservation service and related activities	1	1	-	-	-	-	-	-	-
N812	Cleaning activities	1	1	-	-	-	-	-	-	-
	V - Bicol	11	11	-	-	-	-	-	-	-
N781	Activities of employment placement agencies }									
N782	Temporary employment agency activities }	3	3	-	-	-	-	-	-	-
N801	Private security activities	4	4	-	-	-	-	-	-	-
N822	Call centers and other related activities	4	4	-	-	-	-	-	-	-
	VI - Western Visayas	69	69	-	-	-	-	-	-	-
N773	Renting and leasing of other machinery, equipment and tangible goods, n.e.c.	1	1	-	-	-	-	-	-	-
N781	Activities of employment placement agencies	11	11	-	-	-	-	-	-	-
N782	Temporary employment agency activities	12	12	-	-	-	-	-	-	-
N801	Private security activities	22	22	-	-	-	-	-	-	-
N812	Cleaning activities	1	1	-	-	-	-	-	-	-
N822	Call centers and other related activities	22	22	-	-	-	-	-	-	-
	VII - Central Visayas	186	186	-	-	-	-	-	-	-
N772	Renting and leasing of personal and household goods	1	1	-	-	-	-	-	-	-
N773	Renting and leasing of other machinery, equipment and tangible goods, n.e.c.	5	5	-	-	-	-	-	-	-
N781	Activities of employment placement agencies	5	5	-	-	-	-	-	-	-
N782	Temporary employment agency activities	52	52	-	-	-	-	-	-	-
N791	Travel agency and tour operator activities	3	3	-	-	-	-	-	-	-
N799	Other reservation service and related activities	4	4	-	-	-	-	-	-	-
N801	Private security activities	24	24	-	-	-	-	-	-	-
N803	Investigation activities	1	1	-	-	-	-	-	-	-
N811	Combined facilities support activities	2	2	-	-	-	-	-	-	-
N812	Cleaning activities	6	6	-	-	-	-	-	-	-
N813	Landscape care and maintenance service activities	1	1	-	-	-	-	-	-	-
N822	Call centers and other related activities	79	79	-	-	-	-	-	-	-
N829	Business support service activities, n.e.c.	3	3	-	-	-	-	-	-	-
	VIII - Eastern Visayas	11	11	-	-	-	-	-	-	-
N773	Renting and leasing of other machinery, equipment and tangible goods, n.e.c.	2	2	-	-	-	-	-	-	-

Continued

Statistical Tables

for

Total Employment Less than 20

National Tables

**TABLE 1b Summary Statistics for Administrative and Support Service Activities Establishments with Total Employment of Less than 20
by Industry Sub-Class: Philippines, 2017**

*(Values are in thousand pesos, except for number of establishments and employment.
Details may not add-up to total due to rounding and/or statistical disclosure control)*

2009 PSIC Code	Industry Description	Number of Establishments	Employment as of November 15		Total Income	Expense		
			Total	Paid Employees		Total	Compensation	Other Expense
		(1)	(2)	(3)	(4)	(5)	(6)	(7)
N	Administrative and Support Service Activities	4,594	35,823	35,692	34,678,708	30,219,648	7,680,098	22,539,550
N771	Renting and leasing of motor vehicles	s	s	s	s	s	s	s
N772	Renting and leasing of personal and household goods	168	518	513	279,666	253,082	57,302	195,780
N773	Renting and leasing of other machinery, equipment and tangible goods, n.e.c.	83	970	962	2,288,647	1,693,898	289,293	1,404,605
N774	Leasing of intellectual property and similar products, except copyrighted works	6	49	49	43,542	45,602	7,104	38,498
N781	Activities of employment placement agencies	1,850	12,744	12,744	14,745,902	12,679,639	2,846,154	9,833,485
N782	Temporary employment agency activities	61	468	468	540,485	418,218	96,374	321,844
N783	Other human resources provision	s	s	s	s	s	s	s
N791	Travel agency and tour operator activities	724	4,255	4,196	6,833,634	6,248,372	846,611	5,401,761
N799	Other reservation service and related activities	196	1,727	1,726	1,037,291	831,942	449,392	382,550
N801	Private security activities	255	1,894	1,894	1,706,594	1,513,112	493,296	1,019,817
N802	Security systems service activities	16	170	170	259,534	176,676	60,049	116,627
N803	Investigation activities	3	42	42	58,434	52,097	9,269	42,827
N811	Combined facilities support activities	5	36	36	50,224	45,044	9,164	35,880
N812	Cleaning activities	157	1,350	1,344	1,011,583	984,671	253,704	730,967
N813	Landscape care and maintenance service activities	10	35	25	21,393	21,671	1,816	19,855
N821	Office administrative and support activities	626	2,663	2,628	1,997,020	1,769,931	442,376	1,327,555
N822	Call centers and other related activities	120	1,192	1,186	1,145,146	1,007,361	400,484	606,876
N823	Organization of conventions and trade shows	42	381	381	599,954	516,098	112,752	403,346
N829	Business support service activities, n.e.c.	256	7,227	7,227	1,877,787	1,793,745	1,283,531	510,214

Table 1b --Concluded

2009 PSIC Code	Industry Description	Value Added	Gross Additions to Fixed Assets	Change in Inventories	Subsidies	Sales from E-Commerce
		(8)	(9)	(10)	(11)	(13)
N	Administrative and Support Service Activities	13,765,571	373,947	(172,146)	-	1,712
N771	Renting and leasing of motor vehicles	s	s	s	s	s
N772	Renting and leasing of personal and household goods	103,416	1,157	12	-	-
N773	Renting and leasing of other machinery, equipment and tangible goods, n.e.c.	955,035	23,310	(89,824)	-	-
N774	Leasing of intellectual property and similar products, except copyrighted works	15,265	-	-	-	-
N781	Activities of employment placement agencies	5,689,040	65,990	-	-	-
N782	Temporary employment agency activities	248,320	350	-	-	-
N783	Other human resources provision	s	s	s	s	s
N791	Travel agency and tour operator activities	1,540,871	-	-	-	-
N799	Other reservation service and related activities	681,610	2,258	-	-	-
N801	Private security activities	882,032	163,929	-	-	-
N802	Security systems service activities	148,656	-	(1,131)	-	-
N803	Investigation activities	16,973	-	-	-	-
N811	Combined facilities support activities	18,517	3,977	-	-	-
N812	Cleaning activities	357,948	53,043	5,892	-	-
N813	Landscape care and maintenance service activities	1,829	-	-	-	-
N821	Office administrative and support activities	860,696	32,603	(100,294)	-	-
N822	Call centers and other related activities	581,446	15,840	25,086	-	1,712
N823	Organization of conventions and trade shows	209,015	6,393	-	-	-
N829	Business support service activities, n.e.c.	1,411,267	5,097	(11,888)	-	-

TABLE 2b Number of Establishments and Employment by Type and Sex for Administrative and Support Service Activities Establishments with Total Employment of Less than 20 by Industry Sub-Class: Philippines, 2017

(Details may not add up to total due to rounding and/or statistical disclosure control)

2009 PSIC Code	Industry Description	Number of Establishments	Employment as of November 15					
			Total		Paid		Unpaid	
			Male	Female	Male	Female	Male	Female
		(1)	(2)	(3)	(4)	(5)	(6)	(7)
N	Administrative and Support Service Activities	4,594	15,595	20,228	15,570	20,122	26	106
N771	Renting and leasing of motor vehicles	s	s	s	s	s	s	s
N772	Renting and leasing of personal and household goods	168	154	364	154	359	-	5
N773	Renting and leasing of other machinery, equipment and tangible goods, n.e.c.	83	664	306	662	300	2	5
N774	Leasing of intellectual property and similar products, except copyrighted works	6	21	28	21	28	-	-
N781	Activities of employment placement agencies	1,850	4,308	8,437	4,308	8,437	-	-
N782	Temporary employment agency activities	61	174	294	174	294	-	-
N783	Other human resources provision	s	s	s	s	s	s	s
N791	Travel agency and tour operator activities	724	1,236	3,019	1,233	2,963	3	56
N799	Other reservation service and related activities	196	509	1,218	508	1,218	1	-
N801	Private security activities	255	1,000	894	1,000	894	-	-
N802	Security systems service activities	16	102	68	102	68	-	-
N803	Investigation activities	3	29	13	29	13	-	-
N811	Combined facilities support activities	5	28	8	28	8	-	-
N812	Cleaning activities	157	769	582	765	578	4	4
N813	Landscape care and maintenance service activities	10	10	25	5	20	5	5
N821	Office administrative and support activities	626	1,191	1,472	1,183	1,445	8	28
N822	Call centers and other related activities	120	553	639	551	635	2	4
N823	Organization of conventions and trade shows	42	203	178	203	178	-	-
N829	Business support service activities, n.e.c.	256	4,585	2,642	4,585	2,642	-	-

TABLE 2b.1 Number of Establishments and Research and Development (R&D) Personnel by Sex for Administrative and Support Service Activities
Establishments with Total Employment of Less than 20 by Industry Sub-Class: Philippines, 2017
(Details may not add up to total due to rounding and/or statistical disclosure control)

2009 PSIC Code	Industry Description	Number of Establishments	R & D Personnel as of November 15		
			Total	Male	Female
		(1)	(2)	(3)	(4)
N	Administrative and Support Service Activities	4,594	-	-	-
N771	Renting and leasing of motor vehicles	s	s	s	s
N772	Renting and leasing of personal and household goods	168	-	-	-
N773	Renting and leasing of other machinery, equipment and tangible goods, n.e.c.	83	-	-	-
N774	Leasing of intellectual property and similar products, except copyrighted works	6	-	-	-
N781	Activities of employment placement agencies	1,850	-	-	-
N782	Temporary employment agency activities	61	-	-	-
N783	Other human resources provision	s	s	s	s
N791	Travel agency and tour operator activities	724	-	-	-
N799	Other reservation service and related activities	196	-	-	-
N801	Private security activities	255	-	-	-
N802	Security systems service activities	16	-	-	-
N803	Investigation activities	3	-	-	-
N811	Combined facilities support activities	5	-	-	-
N812	Cleaning activities	157	-	-	-
N813	Landscape care and maintenance service activities	10	-	-	-
N821	Office administrative and support activities	626	-	-	-
N822	Call centers and other related activities	120	-	-	-
N823	Organization of conventions and trade shows	42	-	-	-
N829	Business support service activities, n.e.c.	256	-	-	-

TABLE 3b Number of Establishments and Compensation by Type for Administrative and Support Service Activities Establishments with Total Employment of Less than 20 by Industry Sub-Class: Philippines, 2017

*(Values are in thousand pesos, except for number of establishments and employment.
Details may not add-up to total due to rounding and/or statistical disclosure control)*

2009 PSIC Code	Industry Description	Number of Establishments	Compensation			
			Total	Gross salaries and wages	Separation, retirement/terminal pay, gratuities, etc.	Total employers' contribution to SSS/GSIS, ECC, etc.
		(1)	(2)	(3)	(4)	(5)
N	Administrative and Support Service Activities	4,594	7,680,098	7,044,406	71,367	564,326
N771	Renting and leasing of motor vehicles	s	s	s	s	s
N772	Renting and leasing of personal and household goods	168	57,302	52,824	12	4,466
N773	Renting and leasing of other machinery, equipment and tangible goods, n.e.c.	83	289,293	266,692	180	22,422
N774	Leasing of intellectual property and similar products, except copyrighted works	6	7,104	6,008	343	753
N781	Activities of employment placement agencies	1,850	2,846,154	2,626,483	15,503	204,169
N782	Temporary employment agency activities	61	96,374	83,447	6,113	6,814
N783	Other human resources provision	s	s	s	s	s
N791	Travel agency and tour operator activities	724	846,611	800,004	-	46,607
N799	Other reservation service and related activities	196	449,392	406,562	242	42,588
N801	Private security activities	255	493,296	446,318	-	46,977
N802	Security systems service activities	16	60,049	53,793	785	5,471
N803	Investigation activities	3	9,269	8,282	419	568
N811	Combined facilities support activities	5	9,164	7,593	738	833
N812	Cleaning activities	157	253,704	236,303	152	17,250
N813	Landscape care and maintenance service activities	10	1,816	1,768	-	48
N821	Office administrative and support activities	626	442,376	376,832	23,814	41,731
N822	Call centers and other related activities	120	400,484	361,677	20,540	18,267
N823	Organization of conventions and trade shows	42	112,752	98,996	-	13,756
N829	Business support service activities, n.e.c.	256	1,283,531	1,192,631	1,640	89,260

TABLE 4b Number of Establishments and Income by Type for Administrative and Support Service Activities Establishments with Total Employment of Less than 20 by Industry Sub-Class: Philippines, 2017

*(Values are in thousand pesos, except for number of establishments and employment.
Details may not add-up to total due to rounding and/or statistical disclosure control)*

2009 PSIC Code	Industry Description	Number of Establishments	Income					
			Total	Income from service rendered	Real estate sales	Commissions and fees earned	Income from non- industrial service done for others	Sale of goods
		(1)	(2)	(3)	(4)	(5)	(6)	(7)
N	Administrative and Support Service Activities	4,594	34,678,708	30,774,289	-	322,897	2,557,637	418,826
N771	Renting and leasing of motor vehicles	s	s	s	s	s	s	s
N772	Renting and leasing of personal and household goods	168	279,666	-	-	-	232,538	11,394
N773	Renting and leasing of other machinery, equipment and tangible goods, n.e.c.	83	2,288,647	-	-	225	2,173,103	112,082
N774	Leasing of intellectual property and similar products, except copyrighted works	6	43,542	-	-	-	32,593	10,018
N781	Activities of employment placement agencies	1,850	14,745,902	14,235,857	-	120	145	-
N782	Temporary employment agency activities	61	540,485	537,059	-	-	212	-
N783	Other human resources provision	s	s	s	s	s	s	s
N791	Travel agency and tour operator activities	724	6,833,634	6,786,015	-	37,893	-	-
N799	Other reservation service and related activities	196	1,037,291	1,035,209	-	-	-	-
N801	Private security activities	255	1,706,594	1,426,750	-	279,474	-	-
N802	Security systems service activities	16	259,534	246,758	-	-	-	12,777
N803	Investigation activities	3	58,434	56,730	-	-	-	-
N811	Combined facilities support activities	5	50,224	38,745	-	-	6,225	-
N812	Cleaning activities	157	1,011,583	1,000,283	-	-	-	9,749
N813	Landscape care and maintenance service activities	10	21,393	21,393	-	-	-	-
N821	Office administrative and support activities	626	1,997,020	1,816,039	-	-	3,624	177,352
N822	Call centers and other related activities	120	1,145,146	1,010,653	-	3,662	14,855	85,455
N823	Organization of conventions and trade shows	42	599,954	594,463	-	1,522	3,698	-
N829	Business support service activities, n.e.c.	256	1,877,787	1,877,360	-	-	-	-

Table 4b --Concluded

2009 PSIC Code	Industry Description	Income						
		Interest Income	Dividend Income	Royalty Income	Franchise Income	Grants and donations	Delivery charges separately invoiced to customers	Other Income
		(8)	(9)	(10)	(11)	(12)	(13)	(14)
N	Administrative and Support Service Activities	20,611	-	-	66	376	-	548,273
N771	Renting and leasing of motor vehicles	s	s	s	s	s	s	s
N772	Renting and leasing of personal and household goods	-	-	-	-	-	-	-
N773	Renting and leasing of other machinery, equipment and tangible goods, n.e.c.	432	-	-	66	376	-	2,363
N774	Leasing of intellectual property and similar products, except copyrighted works	931	-	-	-	-	-	-
N781	Activities of employment placement agencies	7,591	-	-	-	-	-	502,189
N782	Temporary employment agency activities	833	-	-	-	-	-	2,380
N783	Other human resources provision	s	s	s	s	s	s	s
N791	Travel agency and tour operator activities	3,790	-	-	-	-	-	5,936
N799	Other reservation service and related activities	2,081	-	-	-	-	-	-
N801	Private security activities	189	-	-	-	-	-	181
N802	Security systems service activities	0	-	-	-	-	-	-
N803	Investigation activities	15	-	-	-	-	-	1,688
N811	Combined facilities support activities	198	-	-	-	-	-	5,056
N812	Cleaning activities	1,550	-	-	-	-	-	-
N813	Landscape care and maintenance service activities	0	-	-	-	-	-	-
N821	Office administrative and support activities	3	-	-	-	-	-	-
N822	Call centers and other related activities	2,290	-	-	-	-	-	28,231
N823	Organization of conventions and trade shows	271	-	-	-	-	-	-
N829	Business support service activities, n.e.c.	427	-	-	-	-	-	-

TABLE 4b.1 Number of Establishments and Income from Service Rendered by Type of Transaction for Administrative and Support Service Activities
Establishments with Total Employment of Less than 20 by Industry Sub-Class: Philippines, 2017

*(Values are in thousand pesos, except for number of establishments and employment.
Details may not add-up to total due to rounding and/or statistical disclosure control)*

2009 PSIC Code	Industry Description	Number of Establishments	Income from Service Rendered		
			Total	Transactions Within the Country	Transactions Outside the Country
		(1)	(2)	(3)	(4)
N	Administrative and Support Service Activities	4,594	30,774,289	30,045,031	729,258
N771	Renting and leasing of motor vehicles	s	s	s	s
N772	Renting and leasing of personal and household goods	168	-	-	-
N773	Renting and leasing of other machinery, equipment and tangible goods, n.e.c.	83	-	-	-
N774	Leasing of intellectual property and similar products, except copyrighted works	6	-	-	-
N781	Activities of employment placement agencies	1,850	14,235,857	13,649,135	586,721
N782	Temporary employment agency activities	61	537,059	537,059	-
N783	Other human resources provision	s	s	s	s
N791	Travel agency and tour operator activities	724	6,786,015	6,786,015	-
N799	Other reservation service and related activities	196	1,035,209	1,035,209	-
N801	Private security activities	255	1,426,750	1,426,750	-
N802	Security systems service activities	16	246,758	246,758	-
N803	Investigation activities	3	56,730	56,730	-
N811	Combined facilities support activities	5	38,745	38,745	-
N812	Cleaning activities	157	1,000,283	1,000,283	-
N813	Landscape care and maintenance service activities	10	21,393	21,393	-
N821	Office administrative and support activities	626	1,816,039	1,816,039	-
N822	Call centers and other related activities	120	1,010,653	868,116	142,537
N823	Organization of conventions and trade shows	42	594,463	594,463	-
N829	Business support service activities, n.e.c.	256	1,877,360	1,877,360	-

TABLE 4b.2 Number of Establishments and Countries with the Highest Percentage of Income from Transactions Outside the Country for Administrative and Support Service Activities Establishments with Total Employment of Less than 20 by Industry Sub-Class: Philippines, 2017

*(Values are in thousand pesos, except for number of establishments and employment.
Details may not add-up to total due to rounding and/or statistical disclosure control)*

2009 PSIC Code	Industry Description	Number of Establishments	Income from Transactions Outside the Country				
			Total	United States of America	Australia	United Kingdom	Netherlands
		(1)	(2)	(3)	(4)	(5)	(6)
N	Administrative and Support Service Activities	4,594	729,258	22,106	6,927	8,516	-
N771	Renting and leasing of motor vehicles	s	s	s	s	s	s
N772	Renting and leasing of personal and household goods	168	-	-	-	-	-
N773	Renting and leasing of other machinery, equipment and tangible goods, n.e.c.	83	-	-	-	-	-
N774	Leasing of intellectual property and similar products, except copyrighted works	6	-	-	-	-	-
N781	Activities of employment placement agencies	1,850	586,721	-	252	-	-
N782	Temporary employment agency activities	61	-	-	-	-	-
N783	Other human resources provision	s	s	s	s	s	s
N791	Travel agency and tour operator activities	724	-	-	-	-	-
N799	Other reservation service and related activities	196	-	-	-	-	-
N801	Private security activities	255	-	-	-	-	-
N802	Security systems service activities	16	-	-	-	-	-
N803	Investigation activities	3	-	-	-	-	-
N811	Combined facilities support activities	5	-	-	-	-	-
N812	Cleaning activities	157	-	-	-	-	-
N813	Landscape care and maintenance service activities	10	-	-	-	-	-
N821	Office administrative and support activities	626	-	-	-	-	-
N822	Call centers and other related activities	120	142,537	22,106	6,674	8,516	-
N823	Organization of conventions and trade shows	42	-	-	-	-	-
N829	Business support service activities, n.e.c.	256	-	-	-	-	-

Table 4b.2 --Concluded

2009 PSIC Code	Industry Description	Income from Transactions Outside the Country						
		Hong Kong	Denmark	Japan	Germany	Singapore	Uruguay	Others
		(7)	(8)	(9)	(10)	(11)	(12)	(13)
N	Administrative and Support Service Activities	16,194	-	5,701	-	583,450	-	86,365
N771	Renting and leasing of motor vehicles	s	s	s	s	s	s	s
N772	Renting and leasing of personal and household goods	-	-	-	-	-	-	-
N773	Renting and leasing of other machinery, equipment and tangible goods, n.e.c.	-	-	-	-	-	-	-
N774	Leasing of intellectual property and similar products, except copyrighted works	-	-	-	-	-	-	-
N781	Activities of employment placement agencies	-	-	-	-	583,450	-	3,019
N782	Temporary employment agency activities	-	-	-	-	-	-	-
N783	Other human resources provision	s	s	s	s	s	s	s
N791	Travel agency and tour operator activities	-	-	-	-	-	-	-
N799	Other reservation service and related activities	-	-	-	-	-	-	-
N801	Private security activities	-	-	-	-	-	-	-
N802	Security systems service activities	-	-	-	-	-	-	-
N803	Investigation activities	-	-	-	-	-	-	-
N811	Combined facilities support activities	-	-	-	-	-	-	-
N812	Cleaning activities	-	-	-	-	-	-	-
N813	Landscape care and maintenance service activities	-	-	-	-	-	-	-
N821	Office administrative and support activities	-	-	-	-	-	-	-
N822	Call centers and other related activities	16,194	-	5,701	-	-	-	83,345
N823	Organization of conventions and trade shows	-	-	-	-	-	-	-
N829	Business support service activities, n.e.c.	-	-	-	-	-	-	-

TABLE 4b.3 Number of Establishments and Income from Non-Industrial Services Done for Others by Type for Administrative and Support Service Activities Establishments with Total Employment of Less than 20 by Industry Sub-Class: Philippines, 2017

*(Values are in thousand pesos, except for number of establishments and employment.
Details may not add-up to total due to rounding and/or statistical disclosure control)*

2009 PSIC Code	Industry Description	Number of Establishments	Income from Non-Industrial Services Done for Others			
			Total	Rent Income from Land	Rental Income from Buildings, Warehouses and Other Structures	Rental Income from Machinery and Transport Equipment
		(1)	(2)	(3)	(4)	(5)
N	Administrative and Support Service Activities	4,594	2,557,637	-	164,252	2,163,475
N771	Renting and leasing of motor vehicles	s	s	s	s	s
N772	Renting and leasing of personal and household goods	168	232,538	-	5,100	23,196
N773	Renting and leasing of other machinery, equipment and tangible goods, n.e.c.	83	2,173,103	-	119,515	2,049,635
N774	Leasing of intellectual property and similar products, except copyrighted works	6	32,593	-	32,593	-
N781	Activities of employment placement agencies	1,850	145	-	-	-
N782	Temporary employment agency activities	61	212	-	-	-
N783	Other human resources provision	s	s	s	s	s
N791	Travel agency and tour operator activities	724	-	-	-	-
N799	Other reservation service and related activities	196	-	-	-	-
N801	Private security activities	255	-	-	-	-
N802	Security systems service activities	16	-	-	-	-
N803	Investigation activities	3	-	-	-	-
N811	Combined facilities support activities	5	6,225	-	-	-
N812	Cleaning activities	157	-	-	-	-
N813	Landscape care and maintenance service activities	10	-	-	-	-
N821	Office administrative and support activities	626	3,624	-	3,624	-
N822	Call centers and other related activities	120	14,855	-	3,419	-
N823	Organization of conventions and trade shows	42	3,698	-	-	-
N829	Business support service activities, n.e.c.	256	-	-	-	-

Table 4b.3 --Concluded

2009 PSIC Code	Industry Description	Income from Non-Industrial Services Done for Others			
		Rental Income from Machinery and Transport Equipment	Rental Income from Office Equipment	Other Rental Income	Other Industrial Services
		(7)	(8)	(9)	(10)
N	Administrative and Support Service Activities	2,163,475	1,597	201,407	26,906
N771	Renting and leasing of motor vehicles	\$	\$	\$	\$
N772	Renting and leasing of personal and household goods	23,196	-	182,524	21,718
N773	Renting and leasing of other machinery, equipment and tangible goods, n.e.c.	2,049,635	-	3,538	415
N774	Leasing of intellectual property and similar products, except copyrighted works	-	-	-	-
N781	Activities of employment placement agencies	-	145	-	-
N782	Temporary employment agency activities	-	-	212	-
N783	Other human resources provision	\$	\$	\$	\$
N791	Travel agency and tour operator activities	-	-	-	-
N799	Other reservation service and related activities	-	-	-	-
N801	Private security activities	-	-	-	-
N802	Security systems service activities	-	-	-	-
N803	Investigation activities	-	-	-	-
N811	Combined facilities support activities	-	1,452	-	4,773
N812	Cleaning activities	-	-	-	-
N813	Landscape care and maintenance service activities	-	-	-	-
N821	Office administrative and support activities	-	-	-	-
N822	Call centers and other related activities	-	-	11,435	-
N823	Organization of conventions and trade shows	-	-	3,698	-
N829	Business support service activities, n.e.c.	-	-	-	-

TABLE 4b.4 Number of Establishments and Other Income by Type for Administrative and Support Service Activities Establishments with Total Employment of Less than 20 by Industry Sub-Class: Philippines, 2017

*(Values are in thousand pesos, except for number of establishments and employment.
Details may not add-up to total due to rounding and/or statistical disclosure control)*

2009 PSIC Code	Industry Description	Number of Establishments	Other income			
			Total	Foreign exchange gains	Gain from sale of investment and marketable securities	Others
		(1)	(2)	(3)	(4)	(5)
N	Administrative and Support Service Activities	4,594	548,273	126,103	1,698	420,471
N771	Renting and leasing of motor vehicles	s	s	s	s	s
N772	Renting and leasing of personal and household goods	168	-	-	-	-
N773	Renting and leasing of other machinery, equipment and tangible goods, n.e.c.	83	2,363	1	191	2,171
N774	Leasing of intellectual property and similar products, except copyrighted works	6	-	-	-	-
N781	Activities of employment placement agencies	1,850	502,189	117,553	274	384,362
N782	Temporary employment agency activities	61	2,380	2,379	-	2
N783	Other human resources provision	s	s	s	s	s
N791	Travel agency and tour operator activities	724	5,936	479	-	5,457
N799	Other reservation service and related activities	196	-	-	-	V
N801	Private security activities	255	181	-	-	181
N802	Security systems service activities	16	-	-	-	-
N803	Investigation activities	3	1,688	-	-	1,688
N811	Combined facilities support activities	5	5,056	-	-	5,056
N812	Cleaning activities	157	-	-	-	-
N813	Landscape care and maintenance service activities	10	-	-	-	-
N821	Office administrative and support activities	626	-	-	-	-
N822	Call centers and other related activities	120	28,231	5,653	1,233	21,345
N823	Organization of conventions and trade shows	42	-	-	-	-
N829	Business support service activities, n.e.c.	256	-	-	-	-

TABLE 5b Number of Establishments and Expense by Type for Administrative and Support Service Activities Establishments with Total Employment of Less than 20 by Industry Sub-Class: Philippines, 2017

*(Values are in thousand pesos, except for number of establishments and employment.
Details may not add-up to total due to rounding and/or statistical disclosure control)*

2009 PSIC Code	Industry Description	Number of Establishments	Expense				
			Total	Total Compensation	Materials and supplies	Real estate sold	Fuels, lubricants,oils and greases
		(1)	(2)	(3)	(4)	(5)	(6)
N	Administrative and Support Service Activities	4,594	30,219,648	7,680,098	10,014,083	-	421,247
N771	Renting and leasing of motor vehicles	s	s	s	s	s	s
N772	Renting and leasing of personal and household goods	168	253,082	57,302	30,608	-	23,757
N773	Renting and leasing of other machinery, equipment and tangible goods, n.e.c.	83	1,693,898	289,293	717,928	-	52,615
N774	Leasing of intellectual property and similar products, except copyrighted works	6	45,602	7,104	3,189	-	1,718
N781	Activities of employment placement agencies	1,850	12,679,639	2,846,154	3,844,172	-	84,326
N782	Temporary employment agency activities	61	418,218	96,374	12,033	-	12,386
N783	Other human resources provision	s	s	s	s	s	s
N791	Travel agency and tour operator activities	724	6,248,372	846,611	4,597,852	-	24,370
N799	Other reservation service and related activities	196	831,942	449,392	60,193	-	7,228
N801	Private security activities	255	1,513,112	493,296	86,182	-	124,739
N802	Security systems service activities	16	176,676	60,049	1,557	-	3,984
N803	Investigation activities	3	52,097	9,269	32,863	-	2,319
N811	Combined facilities support activities	5	45,044	9,164	802	-	538
N812	Cleaning activities	157	984,671	253,704	90,687	-	16,845
N813	Landscape care and maintenance service activities	10	21,671	1,816	56	-	166
N821	Office administrative and support activities	626	1,769,931	442,376	235,379	-	3,254
N822	Call centers and other related activities	120	1,007,361	400,484	41,942	-	4,304
N823	Organization of conventions and trade shows	42	516,098	112,752	75,913	-	4,632
N829	Business support service activities, n.e.c.	256	1,793,745	1,283,531	121,503	-	32,829

Table 5b --Continued

2009 PSIC Code	Industry Description	Expense				
		Electricity	Water	Industrial service done by others	Non-industrial service done by others	Cost of Goods Sold
		(7)	(8)	(9)	(10)	(11)
N	Administrative and Support Service Activities	611,937	143,876	1,601,315	7,611,119	363,806
N771	Renting and leasing of motor vehicles	s	s	s	s	s
N772	Renting and leasing of personal and household goods	11,565	3,554	10,101	96,941	4,541
N773	Renting and leasing of other machinery, equipment and tangible goods, n.e.c.	27,753	9,169	59,447	365,444	89,839
N774	Leasing of intellectual property and similar products, except copyrighted works	502	200	2,666	23,587	5,323
N781	Activities of employment placement agencies	180,386	39,552	1,058,118	3,780,228	-
N782	Temporary employment agency activities	7,720	1,182	5,458	246,955	-
N783	Other human resources provision	s	s	s	s	s
N791	Travel agency and tour operator activities	73,096	13,671	16,654	562,795	-
N799	Other reservation service and related activities	44,702	6,138	29,877	191,376	-
N801	Private security activities	35,045	12,423	260,716	279,127	-
N802	Security systems service activities	2,433	766	686	91,152	10,277
N803	Investigation activities	382	127	1,388	4,050	-
N811	Combined facilities support activities	4,401	1,868	6,186	9,447	-
N812	Cleaning activities	28,450	13,997	81,771	397,284	9,749
N813	Landscape care and maintenance service activities	316	135	-	18,890	-
N821	Office administrative and support activities	80,864	8,404	6,679	675,337	164,836
N822	Call centers and other related activities	32,616	5,550	21,283	346,368	79,240
N823	Organization of conventions and trade shows	12,232	2,500	2,472	291,928	-
N829	Business support service activities, n.e.c.	66,552	24,083	25,132	195,581	-

Table 5b --Continued

2009 PSIC Code	Industry Description	Expense				
		Interest Expense	Taxes on products and other taxes on production	Research and development	Environmental protection expense	Royalty Fee
		(12)	(13)	(14)	(15)	(16)
N	Administrative and Support Service Activities	44,510	533,534	-	4,083	10,810
N771	Renting and leasing of motor vehicles	s	s	s	s	s
N772	Renting and leasing of personal and household goods	15	9,760	-	-	-
N773	Renting and leasing of other machinery, equipment and tangible goods, n.e.c.	729	15,595	-	71	-
N774	Leasing of intellectual property and similar products, except copyrighted works	-	786	-	-	-
N781	Activities of employment placement agencies	27,486	231,597	-	-	3,193
N782	Temporary employment agency activities	2,925	4,104	-	-	-
N783	Other human resources provision	s	s	s	s	s
N791	Travel agency and tour operator activities	6,633	53,063	-	-	-
N799	Other reservation service and related activities	-	21,195	-	-	-
N801	Private security activities	620	78,319	-	-	-
N802	Security systems service activities	-	1,237	-	-	-
N803	Investigation activities	-	788	-	-	-
N811	Combined facilities support activities	217	2,346	-	3,913	-
N812	Cleaning activities	451	15,523	-	-	-
N813	Landscape care and maintenance service activities	-	291	-	-	-
N821	Office administrative and support activities	158	52,298	-	-	-
N822	Call centers and other related activities	4,582	17,300	-	100	7,617
N823	Organization of conventions and trade shows	-	3,787	-	-	-
N829	Business support service activities, n.e.c.	395	23,836	-	-	-

Table 5b --Concluded

2009 PSIC Code	Industry Description	Expense				
		Franchise Fee	Payouts	Amortization	Depreciation	Other expense
		(17)	(18)	(19)	(20)	(21)
N	Administrative and Support Service Activities	-	-	6,081	664,588	393,640
N771	Renting and leasing of motor vehicles	s	s	s	s	s
N772	Renting and leasing of personal and household goods	-	-	-	4,608	331
N773	Renting and leasing of other machinery, equipment and tangible goods, n.e.c.	-	-	2,141	32,369	31,504
N774	Leasing of intellectual property and similar products, except copyrighted works	-	-	-	488	40
N781	Activities of employment placement agencies	-	-	643	284,161	188,123
N782	Temporary employment agency activities	-	-	43	11,537	17,501
N783	Other human resources provision	s	s	s	s	s
N791	Travel agency and tour operator activities	-	-	22	51,673	1,932
N799	Other reservation service and related activities	-	-	-	7,643	14,199
N801	Private security activities	-	-	-	115,840	26,806
N802	Security systems service activities	-	-	-	4,511	22
N803	Investigation activities	-	-	-	594	316
N811	Combined facilities support activities	-	-	-	1,798	4,364
N812	Cleaning activities	-	-	-	64,356	8,353
N813	Landscape care and maintenance service activities	-	-	-	-	-
N821	Office administrative and support activities	-	-	-	46,225	54,120
N822	Call centers and other related activities	-	-	3,231	15,214	27,609
N823	Organization of conventions and trade shows	-	-	-	8,781	1,100
N829	Business support service activities, n.e.c.	-	-	-	7,968	12,333

TABLE 5b.2 Number of Establishments and Expense for Industrial Services Done by Others by Type for Administrative and Support Service Activities

Establishments with Total Employment of Less than 20 by Industry Sub-Class: Philippines, 2017

(Values are in thousand pesos, except for number of establishments and employment.

Details may not add-up to total due to rounding and/or statistical disclosure control)

2009 PSIC Code	Industry Description	Number of Establishments	Cost of Industrial Services Done by Others		
			Total	Contract and Commission	Repairs,maintenance and installation
		(1)	(2)	(3)	(4)
N	Administrative and Support Service Activities	4,594	1,601,315	1,083,767	517,548
N771	Renting and leasing of motor vehicles	s	s	s	s
N772	Renting and leasing of personal and household goods	168	10,101	6,606	3,494
N773	Renting and leasing of other machinery, equipment and tangible goods, n.e.c.	83	59,447	1,137	58,310
N774	Leasing of intellectual property and similar products, except copyrighted works	6	2,666	1,609	1,058
N781	Activities of employment placement agencies	1,850	1,058,118	902,563	155,555
N782	Temporary employment agency activities	61	5,458	385	5,073
N783	Other human resources provision	s	s	s	s
N791	Travel agency and tour operator activities	724	16,654	8,687	7,967
N799	Other reservation service and related activities	196	29,877	4,452	25,425
N801	Private security activities	255	260,716	128,462	132,255
N802	Security systems service activities	16	686	309	377
N803	Investigation activities	3	1,388	-	1,388
N811	Combined facilities support activities	5	6,186	5,708	478
N812	Cleaning activities	157	81,771	6,072	75,699
N813	Landscape care and maintenance service activities	10	-	-	-
N821	Office administrative and support activities	626	6,679	4,171	2,508
N822	Call centers and other related activities	120	21,283	13,431	7,852
N823	Organization of conventions and trade shows	42	2,472	-	2,472
N829	Business support service activities, n.e.c.	256	25,132	-	25,132

TABLE 5b.3 Number of Establishments and Expense for Non-Industrial Services Done by Others by Type for Administrative and Support Service Activities
Establishments with Total Employment of Less than 20 by Industry Sub-Class: Philippines, 2017

*(Values are in thousand pesos, except for number of establishments and employment.
Details may not add-up to total due to rounding and/or statistical disclosure control)*

2009 PSIC Code	Industry Description	Number of Establishments	Non-Industrial Services Done by Others			
			Total	Rent expense from land	Rental expense from buildings, warehouses and other structures	Rental expense from machinery and transport equipment
		(1)	(2)	(3)	(4)	(5)
N	Administrative and Support Service Activities	4,594	7,611,119	53,744	1,525,515	40,190
N771	Renting and leasing of motor vehicles	s	s	s	s	s
N772	Renting and leasing of personal and household goods	168	96,941	5,156	62,081	-
N773	Renting and leasing of other machinery, equipment and tangible goods, n.e.c.	83	365,444	402	13,221	35,801
N774	Leasing of intellectual property and similar products, except copyrighted works	6	23,587	9,879	3,405	-
N781	Activities of employment placement agencies	1,850	3,780,228	34,266	787,953	-
N782	Temporary employment agency activities	61	246,955	3,780	11,919	-
N783	Other human resources provision	s	s	s	s	s
N791	Travel agency and tour operator activities	724	562,795	96	219,625	-
N799	Other reservation service and related activities	196	191,376	60	72,677	-
N801	Private security activities	255	279,127	-	50,445	-
N802	Security systems service activities	16	91,152	-	4,647	-
N803	Investigation activities	3	4,050	-	457	-
N811	Combined facilities support activities	5	9,447	-	40	6
N812	Cleaning activities	157	397,284	-	10,448	-
N813	Landscape care and maintenance service activities	10	18,890	-	-	-
N821	Office administrative and support activities	626	675,337	-	121,157	-
N822	Call centers and other related activities	120	346,368	105	75,612	2,709
N823	Organization of conventions and trade shows	42	291,928	-	53,345	-
N829	Business support service activities, n.e.c.	256	195,581	-	35,025	-

Table 5b.3 --Concluded

2009 PSIC Code	Industry Description	Non-Industrial Services Done by Others					
		Rental expense from office equipment	Other rental expenses	Communication expense	Insurance expense	Transport service expense	Other non-industrial services
		(6)	(7)	(8)	(9)	(10)	(11)
N	Administrative and Support Service Activities	17,291	22,900	366,436	276,554	181,056	5,127,354
N771	Renting and leasing of motor vehicles	s	s	s	s	s	s
N772	Renting and leasing of personal and household goods	-	1,500	1,860	10	236	26,098
N773	Renting and leasing of other machinery, equipment and tangible goods, n.e.c.	4,020	2,171	20,805	33,789	33,242	221,991
N774	Leasing of intellectual property and similar products, except copyrighted works	-	-	103	1,817	309	8,074
N781	Activities of employment placement agencies	2,035	135	145,840	164,974	52,148	2,592,876
N782	Temporary employment agency activities	26	1,851	14,826	13,121	7,851	193,581
N783	Other human resources provision	s	s	s	s	s	s
N791	Travel agency and tour operator activities	-	7,594	61,531	20,016	31,198	222,736
N799	Other reservation service and related activities	-	-	20,887	2,863	18,068	76,821
N801	Private security activities	-	-	49,383	8,079	22,851	148,369
N802	Security systems service activities	-	-	995	164	1,305	84,042
N803	Investigation activities	-	-	735	-	152	2,705
N811	Combined facilities support activities	-	-	270	10	149	8,972
N812	Cleaning activities	-	-	6,173	3,018	1,427	376,218
N813	Landscape care and maintenance service activities	-	-	-	-	-	18,890
N821	Office administrative and support activities	10,036	-	7,999	4,029	4,085	528,032
N822	Call centers and other related activities	1,068	9,649	23,051	7,753	5,712	220,630
N823	Organization of conventions and trade shows	-	-	4,622	1,520	284	232,158
N829	Business support service activities, n.e.c.	-	-	5,570	13,749	1,941	139,296

**TABLE 5b.4 Number of Establishments and Cost of Goods Sold for Administrative and Support Service Activities Establishments
with Total Employment of Less than 20 by Industry Sub-Class: Philippines, 2017**

*(Values are in thousand pesos, except for number of establishments and employment.
Details may not add-up to total due to rounding and/or statistical disclosure control)*

2009 PSIC Code	Industry Description	Number of Establishments	Cost of Goods Sold			
			Total	Goods for Resale Inventories, Beginning	Goods Purchased for Resale	Goods for Resale Inventories, Ending
		(1)	(2)	(3)	(4)	(5)
N	Administrative and Support Service Activities	4,594	363,806	707,112	257,783	632,880
N771	Renting and leasing of motor vehicles	s	s	s	s	s
N772	Renting and leasing of personal and household goods	168	4,541	2,573	4,684	2,716
N773	Renting and leasing of other machinery, equipment and tangible goods, n.e.c.	83	89,839	551,310	15	461,486
N774	Leasing of intellectual property and similar products, except copyrighted works	6	5,323	338	5,323	338
N781	Activities of employment placement agencies	1,850	-	-	-	-
N782	Temporary employment agency activities	61	-	-	-	-
N783	Other human resources provision	s	s	s	s	s
N791	Travel agency and tour operator activities	724	-	-	-	-
N799	Other reservation service and related activities	196	-	-	-	-
N801	Private security activities	255	-	-	-	-
N802	Security systems service activities	16	10,277	3,228	9,146	2,097
N803	Investigation activities	3	-	-	-	-
N811	Combined facilities support activities	5	-	-	-	-
N812	Cleaning activities	157	9,749	2,057	9,923	2,231
N813	Landscape care and maintenance service activities	10	-	-	-	-
N821	Office administrative and support activities	626	164,836	135,199	155,460	125,822
N822	Call centers and other related activities	120	79,240	12,407	73,231	38,190
N823	Organization of conventions and trade shows	42	-	-	-	-
N829	Business support service activities, n.e.c.	256	-	-	-	-

**TABLE 5b.5 Number of Establishments and Taxes by Type for Administrative and Support Service Activities Establishments
with Total Employment of Less than 20 by Industry Sub-Class: Philippines, 2017**

*(Values are in thousand pesos, except for number of establishments and employment.
Details may not add-up to total due to rounding and/or statistical disclosure control)*

2009 PSIC Code	Industry Description	Number of Establishments	Taxes on Products and Other Taxes on Production		
			Total	Taxes on Products	Other taxes on production
		(1)	(2)	(3)	(4)
N	Administrative and Support Service Activities	4,594	533,534	2,970	530,565
N771	Renting and leasing of motor vehicles	s	s	s	s
N772	Renting and leasing of personal and household goods	168	9,760	149	9,611
N773	Renting and leasing of other machinery, equipment and tangible goods, n.e.c.	83	15,595	745	14,849
N774	Leasing of intellectual property and similar products, except copyrighted works	6	786	-	786
N781	Activities of employment placement agencies	1,850	231,597	-	231,597
N782	Temporary employment agency activities	61	4,104	-	4,104
N783	Other human resources provision	s	s	s	s
N791	Travel agency and tour operator activities	724	53,063	-	53,063
N799	Other reservation service and related activities	196	21,195	2,075	19,120
N801	Private security activities	255	78,319	-	78,319
N802	Security systems service activities	16	1,237	-	1,237
N803	Investigation activities	3	788	-	788
N811	Combined facilities support activities	5	2,346	-	2,346
N812	Cleaning activities	157	15,523	-	15,523
N813	Landscape care and maintenance service activities	10	291	-	291
N821	Office administrative and support activities	626	52,298	-	52,298
N822	Call centers and other related activities	120	17,300	-	17,300
N823	Organization of conventions and trade shows	42	3,787	-	3,787
N829	Business support service activities, n.e.c.	256	23,836	-	23,836

TABLE 5b.6 Number of Establishments and Other Expense by Type for Administrative and Support Service Activities Establishments with Total Employment of Less than 20 by Industry Sub-Class: Philippines, 2017

*(Values are in thousand pesos, except for number of establishments and employment.
Details may not add-up to total due to rounding and/or statistical disclosure control)*

2009 PSIC Code	Industry Description	Number of Establishments	Other Expense					
			Total	Foreign exchange losses	Charitable donations and grants	Bad and doubtful debts	Loss from sale of investment assets and marketable securities	Others
		(1)	(2)	(3)	(4)	(5)	(6)	(7)
N	Administrative and Support Service Activities	4,594	393,640	9,486	27,273	10,660	862	373,763
N771	Renting and leasing of motor vehicles	s	s	s	s	s	s	s
N772	Renting and leasing of personal and household goods	168	331	-	5	-	-	326
N773	Renting and leasing of other machinery, equipment and tangible goods, n.e.c.	83	31,504	-	15,378	637	125	15,363
N774	Leasing of intellectual property and similar products, except copyrighted works	6	40	-	-	-	-	40
N781	Activities of employment placement agencies	1,850	188,123	3,826	5,318	-	-	207,383
N782	Temporary employment agency activities	61	17,501	2	142	7,982	-	9,377
N783	Other human resources provision	s	s	s	s	s	s	s
N791	Travel agency and tour operator activities	724	1,932	-	1,301	-	-	631
N799	Other reservation service and related activities	196	14,199	3,842	52	-	-	10,305
N801	Private security activities	255	26,806	-	664	-	-	26,142
N802	Security systems service activities	16	22	-	-	-	-	22
N803	Investigation activities	3	316	-	-	-	-	316
N811	Combined facilities support activities	5	4,364	-	10	-	-	4,354
N812	Cleaning activities	157	8,353	-	770	-	-	7,582
N813	Landscape care and maintenance service activities	10	-	-	-	-	-	-
N821	Office administrative and support activities	626	54,120	1,185	1,636	-	-	51,299
N822	Call centers and other related activities	120	27,609	631	1,855	2,034	737	22,352
N823	Organization of conventions and trade shows	42	1,100	-	108	-	-	991
N829	Business support service activities, n.e.c.	256	12,333	-	33	-	-	12,300

TABLE 6b Number of Establishments and Capital Expenditures by Type of Tangible Fixed Assets for Administrative and Support Service Activities
Establishments with Total Employment of Less than 20 by Industry Sub-Class: Philippines, 2017

*(Values are in thousand pesos, except for number of establishments and employment.
Details may not add-up to total due to rounding and/or statistical disclosure control)*

2009 PSIC Code	Industry Description	Number of Establishments	Capital Expenditures for Tangible Fixed Assets				
			Total	Land	Buildings, Other Structures and Land Improvements	Transport Equipment	ICT Machinery and Equipment
		(1)	(2)	(3)	(4)	(5)	(6)
N	Administrative and Support Service Activities	4,594	445,857	17,171	147,401	148,790	43,122
N771	Renting and leasing of motor vehicles	s	s	s	s	s	s
N772	Renting and leasing of personal and household goods	168	1,157	-	-	947	-
N773	Renting and leasing of other machinery, equipment and tangible goods, n.e.c.	83	23,310	8,005	11,066	-	560
N774	Leasing of intellectual property and similar products, except copyrighted works	6	-	-	-	-	-
N781	Activities of employment placement agencies	1,850	137,900	-	121,178	4,839	7,239
N782	Temporary employment agency activities	61	350	-	-	151	199
N783	Other human resources provision	s	s	s	s	s	s
N791	Travel agency and tour operator activities	724	-	-	-	-	-
N799	Other reservation service and related activities	196	2,258	-	520	1,680	23
N801	Private security activities	255	163,929	-	-	133,943	29,987
N802	Security systems service activities	16	-	-	-	-	-
N803	Investigation activities	3	-	-	-	-	-
N811	Combined facilities support activities	5	3,977	-	3,977	-	-
N812	Cleaning activities	157	53,043	1,050	3,105	586	17
N813	Landscape care and maintenance service activities	10	-	-	-	-	-
N821	Office administrative and support activities	626	32,603	-	-	4,913	663
N822	Call centers and other related activities	120	15,840	22	5,572	1,271	4,260
N823	Organization of conventions and trade shows	42	6,393	6,136	-	-	-
N829	Business support service activities, n.e.c.	256	5,097	1,958	1,983	460	175

Table 6b --Concluded

2009 PSIC Code	Industry Description	Capital Expenditures for Tangible Fixed Assets					
		Specialized Industrial Machineries	General Industrial machineries	Other Machinery and Equipment	Library Books	Valuables	Other Tangible Fixed Assets
		(7)	(8)	(9)	(10)	(11)	(12)
N	Administrative and Support Service Activities	4,552	35,934	32,811	-	-	16,076
N771	Renting and leasing of motor vehicles	s	s	s	s	s	s
N772	Renting and leasing of personal and household goods	-	-	62	-	-	149
N773	Renting and leasing of other machinery, equipment and tangible goods, n.e.c.	3,598	-	-	-	-	81
N774	Leasing of intellectual property and similar products, except copyrighted works	-	-	-	-	-	-
N781	Activities of employment placement agencies	-	2,538	-	-	-	2,105
N782	Temporary employment agency activities	-	-	-	-	-	-
N783	Other human resources provision	s	s	s	s	s	s
N791	Travel agency and tour operator activities	-	-	-	-	-	-
N799	Other reservation service and related activities	-	-	-	-	-	35
N801	Private security activities	-	-	-	-	-	-
N802	Security systems service activities	-	-	-	-	-	-
N803	Investigation activities	-	-	-	-	-	-
N811	Combined facilities support activities	-	-	-	-	-	-
N812	Cleaning activities	-	29,595	7,843	-	-	10,847
N813	Landscape care and maintenance service activities	-	-	-	-	-	-
N821	Office administrative and support activities	954	1,166	24,906	-	-	-
N822	Call centers and other related activities	-	2,635	-	-	-	2,081
N823	Organization of conventions and trade shows	-	-	-	-	-	257
N829	Business support service activities, n.e.c.	-	-	-	-	-	521

TABLE 6b.1 Number of Establishments and Capital Expenditures for Directly Imported Tangible Fixed Assets for Administrative and Support Service Activities Establishments with Total Employment of Less than 20 by Industry Group: Philippines, 2017

((Values are in thousand pesos, except for number of establishments.

Details may not

add-up to total due to rounding and/or statistical disclosure control.))

2009 PSIC Code	Industry Description	Number of Establishments	Directly Imported Tangible Fixed Assets						
			Transport Equipment	ICT Machinery and Equipment	Specialized Industrial Machinery	General Industrial Machinery	Other Machinery and Equipment	Valuables	Other Tangible Fixed Assets
			(1)	(2)	(3)	(4)	(5)	(6)	(7)
N	Administrative and Support Service Activities	4,594	-	-	-	-	-	-	-
N771	Renting and leasing of motor vehicles	s	s	s	s	s	s	s	s
N772	Renting and leasing of personal and household goods	168	-	-	-	-	-	-	-
N773	Renting and leasing of other machinery, equipment and tangible goods, n.e.c.	83	-	-	-	-	-	-	-
N774	Leasing of intellectual property and similar products, except copyrighted works	6	-	-	-	-	-	-	-
N781	Activities of employment placement agencies	1,850	-	-	-	-	-	-	-
N782	Temporary employment agency activities	61	-	-	-	-	-	-	-
N783	Other human resources provision	s	s	s	s	s	s	s	s
N791	Travel agency and tour operator activities	724	-	-	-	-	-	-	-
N799	Other reservation service and related activities	196	-	-	-	-	-	-	-
N801	Private security activities	255	-	-	-	-	-	-	-
N802	Security systems service activities	16	-	-	-	-	-	-	-
N803	Investigation activities	3	-	-	-	-	-	-	-
N811	Combined facilities support activities	5	-	-	-	-	-	-	-
N812	Cleaning activities	157	-	-	-	-	-	-	-
N813	Landscape care and maintenance service activities	10	-	-	-	-	-	-	-
N821	Office administrative and support activities	626	-	-	-	-	-	-	-
N822	Call centers and other related activities	120	-	-	-	-	-	-	-
N823	Organization of conventions and trade shows	42	-	-	-	-	-	-	-
N829	Business support service activities, n.e.c.	256	-	-	-	-	-	-	-

TABLE 6b.2 Number of Establishments and Capital Expenditures for Tangible Fixed Assets by Mode of Acquisition for Administrative and Support Service Activities Establishments with Total Employment of Less than 20 by Industry Group: Philippines, 2017

*(Values are in thousand pesos, except for number of establishments and employment.
Details may not add-up to total due to rounding and/or statistical disclosure control)*

2009 PSIC Code	Industry Description	Number of Establishments	Capital Expenditures for Tangible Fixed Assets by Mode of Acquisition				
			Total	New Tangible Fixed Assets	Major Alterations and Improvements on Tangible Fixed Assets	Land and Used Tangible Fixed Assets	Tangible Fixed Assets Produced on Own Account
		(1)	(2)	(3)	(4)	(5)	(6)
N	Administrative and Support Service Activities	4,594	445,857	280,496	21,674	21,274	122,414
N771	Renting and leasing of motor vehicles	s	s	s	s	s	s
N772	Renting and leasing of personal and household goods	168	1,157	1,157	-	-	-
N773	Renting and leasing of other machinery, equipment and tangible goods, n.e.c.	83	23,310	-	11,066	8,005	4,239
N774	Leasing of intellectual property and similar products, except copyrighted works	6	-	-	-	-	-
N781	Activities of employment placement agencies	1,850	137,900	16,722	3,530	-	117,648
N782	Temporary employment agency activities	61	350	350	-	-	-
N783	Other human resources provision	s	s	s	s	s	s
N791	Travel agency and tour operator activities	724	-	-	-	-	-
N799	Other reservation service and related activities	196	2,258	1,778	480	-	-
N801	Private security activities	255	163,929	163,929	-	-	-
N802	Security systems service activities	16	-	-	-	-	-
N803	Investigation activities	3	-	-	-	-	-
N811	Combined facilities support activities	5	3,977	-	3,977	-	-
N812	Cleaning activities	157	53,043	48,485	2,405	2,152	-
N813	Landscape care and maintenance service activities	10	-	-	-	-	-
N821	Office administrative and support activities	626	32,603	32,603	-	-	-
N822	Call centers and other related activities	120	15,840	12,076	216	3,022	526
N823	Organization of conventions and trade shows	42	6,393	257	-	6,136	-
N829	Business support service activities, n.e.c.	256	5,097	3,139	-	1,958	-

TABLE 7b Number of Establishments and Capital Expenditures for Intangible Assets by Type for Administrative and Support Service Activities
Establishments with Total Employment of Less than 20 by Industry Sub-Class: Philippines, 2017

*(Values are in thousand pesos, except for number of establishments and employment.
Details may not add-up to total due to rounding and/or statistical disclosure control)*

2009 PSIC Code	Industry Description	Number of Establishments	Capital Expenditures for Intangible Assets					
			Total	Intangible Non- produced Assets	Computer Software and Databases	Entertainment, Literary and Artistics Originals	Research and Development	Other Intangible Assets
			(1)	(2)	(3)	(4)	(5)	(6)
N	Administrative and Support Service Activities	4,594	47,767	-	47,767	-	-	-
N771	Renting and leasing of motor vehicles	s	s	s	s	s	s	s
N772	Renting and leasing of personal and household goods	168	-	-	-	-	-	-
N773	Renting and leasing of other machinery, equipment and tangible goods, n.e.c.	83	-	-	-	-	-	-
N774	Leasing of intellectual property and similar products, except copyrighted works	6	-	-	-	-	-	-
N781	Activities of employment placement agencies	1,850	1,707	-	1,707	-	-	-
N782	Temporary employment agency activities	61	4	-	4	-	-	-
N783	Other human resources provision	s	s	s	s	s	s	s
N791	Travel agency and tour operator activities	724	15	-	15	-	-	-
N799	Other reservation service and related activities	196	-	-	-	-	-	-
N801	Private security activities	255	-	-	-	-	-	-
N802	Security systems service activities	16	-	-	-	-	-	-
N803	Investigation activities	3	-	-	-	-	-	-
N811	Combined facilities support activities	5	-	-	-	-	-	-
N812	Cleaning activities	157	-	-	-	-	-	-
N813	Landscape care and maintenance service activities	10	-	-	-	-	-	-
N821	Office administrative and support activities	626	-	-	-	-	-	-
N822	Call centers and other related activities	120	46,040	-	46,040	-	-	-
N823	Organization of conventions and trade shows	42	-	-	-	-	-	-
N829	Business support service activities, n.e.c.	256	-	-	-	-	-	-

TABLE 8b Number of Establishments and Gross Additions to Tangible Fixed Assets for Administrative and Support Service Activities Establishments with Total Employment of Less than 20 by Industry Sub-Class: Philippines, 2017

*(Values are in thousand pesos, except for number of establishments and employment.
Details may not add-up to total due to rounding and/or statistical disclosure control)*

2009 PSIC Code	Industry Description	Number of Establishments	Gross Additions	Capital Expenditures	Sale of Tangible Fixed Assets
		(1)	(2)	(3)	(4)
N	Administrative and Support Service Activities	4,594	373,947	445,857	71,910
N771	Renting and leasing of motor vehicles	s	s	s	s
N772	Renting and leasing of personal and household goods	168	1,157	1,157	-
N773	Renting and leasing of other machinery, equipment and tangible goods, n.e.c.	83	23,310	23,310	-
N774	Leasing of intellectual property and similar products, except copyrighted works	6	-	-	-
N781	Activities of employment placement agencies	1,850	65,990	137,900	71,910
N782	Temporary employment agency activities	61	350	350	-
N783	Other human resources provision	s	s	s	s
N791	Travel agency and tour operator activities	724	-	-	-
N799	Other reservation service and related activities	196	2,258	2,258	-
N801	Private security activities	255	163,929	163,929	-
N802	Security systems service activities	16	-	-	-
N803	Investigation activities	3	-	-	-
N811	Combined facilities support activities	5	3,977	3,977	-
N812	Cleaning activities	157	53,043	53,043	-
N813	Landscape care and maintenance service activities	10	-	-	-
N821	Office administrative and support activities	626	32,603	32,603	-
N822	Call centers and other related activities	120	15,840	15,840	-
N823	Organization of conventions and trade shows	42	6,393	6,393	-
N829	Business support service activities, n.e.c.	256	5,097	5,097	-

TABLE 8b.1 Number of Establishments and Sale of Tangible Fixed Assets by Type for Administrative and Support Service Activities Establishments with Total Employment of Less than 20 by Industry Sub-Class: Philippines, 2017

*(Values are in thousand pesos, except for number of establishments and employment.
Details may not add-up to total due to rounding and/or statistical disclosure control)*

2009 PSIC Code	Industry Description	Number of Establishments	Sale of Tangible Fixed Assets				
			Total	Land	Buildings, Other Structures and Land improvements	Transport Equipment	ICT Machinery and Equipment
		(1)	(2)	(3)	(4)	(5)	(6)
N	Administrative and Support Service Activities	4,594	71,910	-	-	4,010	57,119
N771	Renting and leasing of motor vehicles	s	s	s	s	s	s
N772	Renting and leasing of personal and household goods	168	-	-	-	-	-
N773	Renting and leasing of other machinery, equipment and tangible goods, n.e.c.	83	-	-	-	-	-
N774	Leasing of intellectual property and similar products, except copyrighted works	6	-	-	-	-	-
N781	Activities of employment placement agencies	1,850	71,910	-	-	4,010	57,119
N782	Temporary employment agency activities	61	-	-	-	-	-
N783	Other human resources provision	s	s	s	s	s	s
N791	Travel agency and tour operator activities	724	-	-	-	-	-
N799	Other reservation service and related activities	196	-	-	-	-	-
N801	Private security activities	255	-	-	-	-	-
N802	Security systems service activities	16	-	-	-	-	-
N803	Investigation activities	3	-	-	-	-	-
N811	Combined facilities support activities	5	-	-	-	-	-
N812	Cleaning activities	157	-	-	-	-	-
N813	Landscape care and maintenance service activities	10	-	-	-	-	-
N821	Office administrative and support activities	626	-	-	-	-	-
N822	Call centers and other related activities	120	-	-	-	-	-
N823	Organization of conventions and trade shows	42	-	-	-	-	-
N829	Business support service activities, n.e.c.	256	-	-	-	-	-

Table 8b.1 --Concluded

2009 PSIC Code	Industry Description	Sale of Tangible Fixed Assets					
		Specialized Industrial Machineries	General Industrial Machineries	Other Machinery and Equipment	Library Books	Valuables	Other Tangible Fixed Assets
		(7)	(8)	(9)	(10)	(11)	(12)
N	Administrative and Support Service Activities	-	-	-	-	-	10,781
N771	Renting and leasing of motor vehicles	s	s	s	s	s	s
N772	Renting and leasing of personal and household goods	-	-	-	-	-	-
N773	Renting and leasing of other machinery, equipment and tangible goods, n.e.c.	-	-	-	-	-	-
N774	Leasing of intellectual property and similar products, except copyrighted works	-	-	-	-	-	-
N781	Activities of employment placement agencies	-	-	-	-	-	10,781
N782	Temporary employment agency activities	-	-	-	-	-	-
N783	Other human resources provision	s	s	s	s	s	s
N791	Travel agency and tour operator activities	-	-	-	-	-	-
N799	Other reservation service and related activities	-	-	-	-	-	-
N801	Private security activities	-	-	-	-	-	-
N802	Security systems service activities	-	-	-	-	-	-
N803	Investigation activities	-	-	-	-	-	-
N811	Combined facilities support activities	-	-	-	-	-	-
N812	Cleaning activities	-	-	-	-	-	-
N813	Landscape care and maintenance service activities	-	-	-	-	-	-
N821	Office administrative and support activities	-	-	-	-	-	-
N822	Call centers and other related activities	-	-	-	-	-	-
N823	Organization of conventions and trade shows	-	-	-	-	-	-
N829	Business support service activities, n.e.c.	-	-	-	-	-	-

TABLE 8b.2 Number of Establishments and Losses and Damages to Tangible Fixed Assets by Type for Administrative and Support Service Activities
Establishments with Total Employment of Less than 20 by Industry Sub-Class: Philippines, 2017

*(Values are in thousand pesos, except for number of establishments and employment.
Details may not add-up to total due to rounding and/or statistical disclosure control)*

2009 PSIC Code	Industry Description	Number of Establishments	Losses and Damages				
			Total	Land	Buildings, Other Structures and Land Improvements	Transport Equipment	ICT Machinery and Equipment
			(2)	(3)	(4)	(5)	(6)
N	Administrative and Support Service Activities	4,594	44	-	8	-	30
N771	Renting and leasing of motor vehicles	s	s	s	s	s	s
N772	Renting and leasing of personal and household goods	168	-	-	-	-	-
N773	Renting and leasing of other machinery, equipment and tangible goods, n.e.c.	83	-	-	-	-	-
N774	Leasing of intellectual property and similar products, except copyrighted works	6	-	-	-	-	-
N781	Activities of employment placement agencies	1,850	-	-	-	-	-
N782	Temporary employment agency activities	61	-	-	-	-	-
N783	Other human resources provision	s	s	s	s	s	s
N791	Travel agency and tour operator activities	724	-	-	-	-	-
N799	Other reservation service and related activities	196	-	-	-	-	-
N801	Private security activities	255	-	-	-	-	-
N802	Security systems service activities	16	-	-	-	-	-
N803	Investigation activities	3	-	-	-	-	-
N811	Combined facilities support activities	5	-	-	-	-	-
N812	Cleaning activities	157	-	-	-	-	-
N813	Landscape care and maintenance service activities	10	-	-	-	-	-
N821	Office administrative and support activities	626	-	-	-	-	-
N822	Call centers and other related activities	120	44	-	8	-	30
N823	Organization of conventions and trade shows	42	-	-	-	-	-
N829	Business support service activities, n.e.c.	256	-	-	-	-	-

Table 8b.2 --Concluded

2009 PSIC Code	Industry Description	Losses and Damages					
		Specialized Industrial Machineries	General Industrial Machineries	Other Machinery and Equipment	Library Books	Valuables	Other Tangible Fixed Assets
		(7)	(8)	(9)	(10)	(11)	(12)
N	Administrative and Support Service Activities	-	-	-	-	-	6
N771	Renting and leasing of motor vehicles	s	s	s	s	s	s
N772	Renting and leasing of personal and household goods	-	-	-	-	-	-
N773	Renting and leasing of other machinery, equipment and tangible goods, n.e.c.	-	-	-	-	-	-
N774	Leasing of intellectual property and similar products, except copyrighted works	-	-	-	-	-	-
N781	Activities of employment placement agencies	-	-	-	-	-	-
N782	Temporary employment agency activities	-	-	-	-	-	-
N783	Other human resources provision	s	s	s	s	s	s
N791	Travel agency and tour operator activities	-	-	-	-	-	-
N799	Other reservation service and related activities	-	-	-	-	-	-
N801	Private security activities	-	-	-	-	-	-
N802	Security systems service activities	-	-	-	-	-	-
N803	Investigation activities	-	-	-	-	-	-
N811	Combined facilities support activities	-	-	-	-	-	-
N812	Cleaning activities	-	-	-	-	-	-
N813	Landscape care and maintenance service activities	-	-	-	-	-	-
N821	Office administrative and support activities	-	-	-	-	-	-
N822	Call centers and other related activities	-	-	-	-	-	6
N823	Organization of conventions and trade shows	-	-	-	-	-	-
N829	Business support service activities, n.e.c.	-	-	-	-	-	-

TABLE 9b Number of Establishments and Book Value by Type of Tangible Fixed Assets for Administrative and Support Service Activities Establishments with Total Employment of Less than 20 by Industry Sub-Class: Philippines, 2017

*(Values are in thousand pesos, except for number of establishments and employment.
Details may not add-up to total due to rounding and/or statistical disclosure control)*

2009 PSIC Code	Industry Description	Number of Establishments	Book Value of Tangible Fixed Assets as of December 31, 2016				
			Total	Land	Buildings, Other Structures and Land Improvements	Transport Equipment	ICT Machinery and Equipment
		(1)	(2)	(3)	(4)	(5)	(6)
N	Administrative and Support Service Activities	5,205	5,765,536	349,472	1,957,287	1,569,410	1,280,856
N771	Renting and leasing of motor vehicles	s	s	s	s	s	s
N772	Renting and leasing of personal and household goods	168	93,524	2,414	6,681	22,254	18,757
N773	Renting and leasing of other machinery, equipment and tangible goods, n.e.c.	83	831,961	175,174	183,369	443,605	11,827
N774	Leasing of intellectual property and similar products, except copyrighted works	6	35,026	16,000	2,786	-	76
N781	Activities of employment placement agencies	1,850	3,410,393	-	909,026	301,032	315,462
N782	Temporary employment agency activities	61	83,248	-	7,164	47,875	8,798
N783	Other human resources provision	s	s	s	s	s	s
N791	Travel agency and tour operator activities	724	543,557	187,944	88,242	196,222	29,701
N799	Other reservation service and related activities	196	205,112	4,887	181,717	5,965	9,149
N801	Private security activities	255	1,239,957	-	-	358,730	117,992
N802	Security systems service activities	16	13,095	-	508	6,575	2,483
N803	Investigation activities	3	6,591	-	5,092	-	1,499
N811	Combined facilities support activities	5	21,336	-	16,130	1,339	1,052
N812	Cleaning activities	157	473,630	70,305	100,803	141,390	12,375
N813	Landscape care and maintenance service activities	10	2,000	2,000	-	-	-
N821	Office administrative and support activities	626	499,438	28,366	50,322	18,519	134,452
N822	Call centers and other related activities	120	139,612	9,850	38,426	8,190	64,466
N823	Organization of conventions and trade shows	42	68,782	6,136	4,458	41,700	5,019
N829	Business support service activities, n.e.c.	256	119,538	45,014	7,061	1,176	36,212

Table 9b --Concluded

2009 PSIC Code	Industry Description	Book Value of Tangible Fixed Assets as of December 31, 2016					
		Specialized Industrial Machineries	General Industrial Machineries	Other Machinery and Equipment	Library Books	Valuables	Other Tangible Fixed Assets
		(7)	(8)	(9)	(10)	(11)	(12)
N	Administrative and Support Service Activities	161,325	299,793	624,527	-	216	2,188,666
N771	Renting and leasing of motor vehicles	s	s	s	s	s	s
N772	Renting and leasing of personal and household goods	800	16,171	12,531	-	-	13,916
N773	Renting and leasing of other machinery, equipment and tangible goods, n.e.c.	3,951	965	46	-	109	12,915
N774	Leasing of intellectual property and similar products, except copyrighted works	-	-	1,467	-	-	14,696
N781	Activities of employment placement agencies	41	22,246	10,872	-	-	1,851,714
N782	Temporary employment agency activities	-	4,251	-	-	-	15,159
N783	Other human resources provision	s	s	s	s	s	s
N791	Travel agency and tour operator activities	-	6,053	-	-	-	35,395
N799	Other reservation service and related activities	-	130	-	-	-	3,264
N801	Private security activities	154,190	158,084	388,953	-	-	62,007
N802	Security systems service activities	1,283	295	1,879	-	-	72
N803	Investigation activities	-	-	-	-	-	-
N811	Combined facilities support activities	-	2,474	-	-	-	340
N812	Cleaning activities	-	81,050	18,479	-	-	49,228
N813	Landscape care and maintenance service activities	-	-	-	-	-	-
N821	Office administrative and support activities	1,060	1,762	182,716	-	-	82,240
N822	Call centers and other related activities	-	3,244	4,984	-	16	10,436
N823	Organization of conventions and trade shows	-	-	2,600	-	-	8,870
N829	Business support service activities, n.e.c.	-	2,363	-	-	91	27,622

TABLE 10b Number of Establishments and Book Value of Intangible Assets by Type for Administrative and Support Service Activities Establishments with Total Employment of Less than 20 by Industry Sub-Class: Philippines, 2017

*(Values are in thousand pesos, except for number of establishments and employment.
Details may not add-up to total due to rounding and/or statistical disclosure control)*

2009 PSIC Code	Industry Description	Number of Establishments	Book Value of Intangible Assets as of 31 December					
			Total	Intangible Non- Produced Assets	Computer Software and Databases	Entertainment, Literary and Artistic Originals	Research and Development	Other Intangible Assets
		(1)	(2)	(3)	(4)	(5)	(6)	(7)
N	Administrative and Support Service Activities	4,594	37,881	-	36,194	500	-	1,186
N771	Renting and leasing of motor vehicles	s	s	s	s	s	s	s
N772	Renting and leasing of personal and household goods	168	-	-	-	-	-	-
N773	Renting and leasing of other machinery, equipment and tangible goods, n.e.c.	83	20	-	20	-	-	-
N774	Leasing of intellectual property and similar products, except copyrighted works	6	-	-	-	-	-	-
N781	Activities of employment placement agencies	1,850	3,565	-	3,065	500	-	-
N782	Temporary employment agency activities	61	171	-	171	-	-	-
N783	Other human resources provision	s	s	s	s	s	s	s
N791	Travel agency and tour operator activities	724	90	-	90	-	-	-
N799	Other reservation service and related activities	196	-	-	-	-	-	-
N801	Private security activities	255	-	-	-	-	-	-
N802	Security systems service activities	16	-	-	-	-	-	-
N803	Investigation activities	3	-	-	-	-	-	-
N811	Combined facilities support activities	5	-	-	-	-	-	-
N812	Cleaning activities	157	-	-	-	-	-	-
N813	Landscape care and maintenance service activities	10	-	-	-	-	-	-
N821	Office administrative and support activities	626	-	-	-	-	-	-
N822	Call centers and other related activities	120	34,034	-	32,848	-	-	1,186
N823	Organization of conventions and trade shows	42	-	-	-	-	-	-
N829	Business support service activities, n.e.c.	256	-	-	-	-	-	-

TABLE 11b Number of Establishments and Value of Inventories for Administrative and Support Service Activities Establishments with Total Employment of Less than 20 by Industry Sub-class: Philippines, 2017

*(Values are in thousand pesos, except for number of establishments and employment.
Details may not add-up to total due to rounding and/or statistical disclosure control)*

2009 PSIC Code	Industry Description	Number of Establishments	Value of Inventories as of January 1					
			Total	Materials and Supplies	Fuels, Lubricants, Oils and Greases	Goods for Resale	Real Estate for Sale	Other Inventories
		(1)	(2)	(3)	(4)	(5)	(6)	(7)
N	Administrative and Support Service Activities	4,594	1,475,676	769,481	1,656	704,539	-	-
N771	Renting and leasing of motor vehicles	s	s	s	s	s	s	s
N772	Renting and leasing of personal and household goods	168	-	-	-	-	-	-
N773	Renting and leasing of other machinery, equipment and tangible goods, n.e.c.	83	551,310	-	-	551,310	-	-
N774	Leasing of intellectual property and similar products, except copyrighted works	6	338	-	-	338	-	-
N781	Activities of employment placement agencies	1,850	-	-	-	-	-	-
N782	Temporary employment agency activities	61	-	-	-	-	-	-
N783	Other human resources provision	s	s	s	s	s	s	s
N791	Travel agency and tour operator activities	724	-	-	-	-	-	-
N799	Other reservation service and related activities	196	-	-	-	-	-	-
N801	Private security activities	255	-	-	-	-	-	-
N802	Security systems service activities	16	3,228	-	-	3,228	-	-
N803	Investigation activities	3	-	-	-	-	-	-
N811	Combined facilities support activities	5	-	-	-	-	-	-
N812	Cleaning activities	157	5,930	3,872	-	2,057	-	-
N813	Landscape care and maintenance service activities	10	-	-	-	-	-	-
N821	Office administrative and support activities	626	785,651	648,796	1,656	135,199	-	-
N822	Call centers and other related activities	120	13,907	1,500	-	12,407	-	-
N823	Organization of conventions and trade shows	42	-	-	-	-	-	-
N829	Business support service activities, n.e.c.	256	115,313	115,313	-	-	-	-

Table 11b --Concluded

2009 PSIC Code	Industry Description	Value of Inventories as of December 31					
		Total	Materials and Supplies	Fuels, Lubricants, Oils and Greases	Goods for Resale	Real Estate for Sale	Other Inventories
		(8)	(9)	(10)	(11)	(12)	(13)
N	Administrative and Support Service Activities	1,303,530	671,659	1,707	630,164	-	-
N771	Renting and leasing of motor vehicles	s	s	s	s	s	s
N772	Renting and leasing of personal and household goods	12	12	-	-	-	-
N773	Renting and leasing of other machinery, equipment and tangible goods, n.e.c.	461,486	-	-	461,486	-	-
N774	Leasing of intellectual property and similar products, except copyrighted works	338	-	-	338	-	-
N781	Activities of employment placement agencies	-	-	-	-	-	-
N782	Temporary employment agency activities	-	-	-	-	-	-
N783	Other human resources provision	s	s	s	s	s	s
N791	Travel agency and tour operator activities	-	-	-	-	-	-
N799	Other reservation service and related activities	-	-	-	-	-	-
N801	Private security activities	-	-	-	-	-	-
N802	Security systems service activities	2,097	-	-	2,097	-	-
N803	Investigation activities	-	-	-	-	-	-
N811	Combined facilities support activities	-	-	-	-	-	-
N812	Cleaning activities	11,822	9,591	-	2,231	-	-
N813	Landscape care and maintenance service activities	-	-	-	-	-	-
N821	Office administrative and support activities	685,357	557,828	1,707	125,822	-	-
N822	Call centers and other related activities	38,993	803	-	38,190	-	-
N823	Organization of conventions and trade shows	-	-	-	-	-	-
N829	Business support service activities, n.e.c.	103,425	103,425	-	-	-	-

TABLE 12b Number of Reporting Establishments and Nationality with Highest Capital Participation Rate as of December 31 for Administrative and Support Service Activities Establishments with Total Employment of Less than 20 by Industry Sub-Class: Philippines, 2017
(An establishment with equal capital participation rate may be reported several times)

2009 PSIC Code	Industry Description	Number of Reporting Establishments	Nationality with Highest Capital Participation Rate					
			Filipino	American	Australian	British	Chinese	German
		(1)	(2)	(3)	(4)	(5)	(6)	(7)
N	Administrative and Support Service Activities	4,594	306	4	-	-	1	-
N771	Renting and leasing of motor vehicles	s	s	s	s	s	s	s
N772	Renting and leasing of personal and household goods	168	20	-	-	-	-	-
N773	Renting and leasing of other machinery, equipment and tangible goods, n.e.c.	83	15	-	-	-	1	-
N774	Leasing of intellectual property and similar products, except copyrighted works	6	4	-	-	-	-	-
N781	Activities of employment placement agencies	1,850	33	-	-	-	-	-
N782	Temporary employment agency activities	61	9	-	-	-	-	-
N783	Other human resources provision	s	s	s	s	s	s	s
N791	Travel agency and tour operator activities	724	18	-	-	-	-	-
N799	Other reservation service and related activities	196	16	-	-	-	-	-
N801	Private security activities	255	6	-	-	-	-	-
N802	Security systems service activities	16	4	-	-	-	-	-
N803	Investigation activities	3	3	-	-	-	-	-
N811	Combined facilities support activities	5	3	-	-	-	-	-
N812	Cleaning activities	157	17	-	-	-	-	-
N813	Landscape care and maintenance service activities	10	2	-	-	-	-	-
N821	Office administrative and support activities	626	18	-	-	-	-	-
N822	Call centers and other related activities	120	112	4	-	-	-	-
N823	Organization of conventions and trade shows	42	5	-	-	-	-	-
N829	Business support service activities, n.e.c.	256	13	-	-	-	-	-

Table 12b --Concluded

2009 PSIC Code	Industry Description	Nationality with Highest Capital Participation Rate					
		Japanese	Korean	Malaysian	Singaporean	Taiwanese	Other Nationalities
		(8)	(9)	(10)	(11)	(12)	(13)
N	Administrative and Support Service Activities	2	1	-	2	-	3
N771	Renting and leasing of motor vehicles	s	s	s	s	s	s
N772	Renting and leasing of personal and household goods	-	-	-	-	-	-
N773	Renting and leasing of other machinery, equipment and tangible goods, n.e.c.	-	1	-	-	-	-
N774	Leasing of intellectual property and similar products, except copyrighted works	-	-	-	-	-	-
N781	Activities of employment placement agencies	-	-	-	1	-	-
N782	Temporary employment agency activities	-	-	-	-	-	-
N783	Other human resources provision	s	s	s	s	s	s
N791	Travel agency and tour operator activities	-	-	-	-	-	-
N799	Other reservation service and related activities	-	-	-	-	-	-
N801	Private security activities	-	-	-	-	-	-
N802	Security systems service activities	-	-	-	-	-	-
N803	Investigation activities	-	-	-	-	-	-
N811	Combined facilities support activities	-	-	-	-	-	-
N812	Cleaning activities	-	-	-	-	-	-
N813	Landscape care and maintenance service activities	-	-	-	-	-	-
N821	Office administrative and support activities	1	-	-	-	-	1
N822	Call centers and other related activities	1	-	-	1	-	2
N823	Organization of conventions and trade shows	-	-	-	-	-	-
N829	Business support service activities, n.e.c.	-	-	-	-	-	-

TABLE 13b Number of Establishments and Research and Development (R&D) Personnel by Sex, Expense and Intangible Assets for Administrative and Support Service Activities Establishments with Total Employment of Less than 20 by Industry Sub-Class: Philippines, 2017

*(Values are in thousand pesos, except for number of establishments and employment.
Details may not add-up to total due to rounding and/or statistical disclosure control)*

2009 PSIC Code	Industry Description	Number of Establishments	R&D Personnel as of 15 November			R & D Expense	Intangible Assets for R&D	
			Total	Male	Female		Capital Expenditures	Book Value as of 31 December
		(1)	(2)	(3)	(4)	(5)	(6)	(7)
N	Administrative and Support Service Activities	4,594	-	-	-	-	-	-
N771	Renting and leasing of motor vehicles	s	s	s	s	s	s	s
N772	Renting and leasing of personal and household goods	168	-	-	-	-	-	-
N773	Renting and leasing of other machinery, equipment and tangible goods, n.e.c.	83	-	-	-	-	-	-
N774	Leasing of intellectual property and similar products, except copyrighted works	6	-	-	-	-	-	-
N781	Activities of employment placement agencies	1,850	-	-	-	-	-	-
N782	Temporary employment agency activities	61	-	-	-	-	-	-
N783	Other human resources provision	s	s	s	s	s	s	s
N791	Travel agency and tour operator activities	724	-	-	-	-	-	-
N799	Other reservation service and related activities	196	-	-	-	-	-	-
N801	Private security activities	255	-	-	-	-	-	-
N802	Security systems service activities	16	-	-	-	-	-	-
N803	Investigation activities	3	-	-	-	-	-	-
N811	Combined facilities support activities	5	-	-	-	-	-	-
N812	Cleaning activities	157	-	-	-	-	-	-
N813	Landscape care and maintenance service activities	10	-	-	-	-	-	-
N821	Office administrative and support activities	626	-	-	-	-	-	-
N822	Call centers and other related activities	120	-	-	-	-	-	-
N823	Organization of conventions and trade shows	42	-	-	-	-	-	-
N829	Business support service activities, n.e.c.	256	-	-	-	-	-	-

TABLE 14b Number of Reporting Establishments with E-Commerce Transactions for Administrative and Support Service Activities Establishments with Total Employment of Less than 20 by Industry Sub-Class: Philippines, 2017

*(Values are in thousand pesos, except for number of establishments and employment.
Details may not add-up to total due to rounding and/or statistical disclosure control)*

2009 PSIC Code	Industry Description	Number of Reporting Establishments	Number of Establishments without E-commerce Transactions	Number of Establishments with E-Commerce Transactions						
				Total	1-9%	10-19%	20-29%	30-39%	40-49%	50% and over
		(1)	(2)	(3)	(4)	(5)	(6)	(7)	(8)	(9)
N	Administrative and Support Service Activities	4,594	4,592	2	-	-	2	-	-	-
N771	Renting and leasing of motor vehicles	s	s	s	s	s	s	s	s	s
N772	Renting and leasing of personal and household goods	168	168	-	-	-	-	-	-	-
N773	Renting and leasing of other machinery, equipment and tangible goods, n.e.c.	83	83	-	-	-	-	-	-	-
N774	Leasing of intellectual property and similar products, except copyrighted works	6	6	-	-	-	-	-	-	-
N781	Activities of employment placement agencies	1,850	1,850	-	-	-	-	-	-	-
N782	Temporary employment agency activities	61	61	-	-	-	-	-	-	-
N783	Other human resources provision	s	s	s	s	s	s	s	s	s
N791	Travel agency and tour operator activities	724	724	-	-	-	-	-	-	-
N799	Other reservation service and related activities	196	196	-	-	-	-	-	-	-
N801	Private security activities	255	255	-	-	-	-	-	-	-
N802	Security systems service activities	16	16	-	-	-	-	-	-	-
N803	Investigation activities	3	3	-	-	-	-	-	-	-
N811	Combined facilities support activities	5	5	-	-	-	-	-	-	-
N812	Cleaning activities	157	157	-	-	-	-	-	-	-
N813	Landscape care and maintenance service activities	10	10	-	-	-	-	-	-	-
N821	Office administrative and support activities	626	626	-	-	-	-	-	-	-
N822	Call centers and other related activities	120	118	2	-	-	2	-	-	-
N823	Organization of conventions and trade shows	42	42	-	-	-	-	-	-	-
N829	Business support service activities, n.e.c.	256	256	-	-	-	-	-	-	-

For Inquiries:

PHILIPPINE STATISTICS AUTHORITY

PSA Complex, East Avenue, Diliman, Quezon City, Philippines 1101

Tel. No. +63(2) 84626600 loc. 820 • Telefax No. +63(2) 84626600 loc. 839

E-mail address: info@psa.gov.ph • kmcd.staff@psa.gov.ph



Visit us on
www.psa.gov.ph



Like us on Facebook
[/PhilippineStatisticsAuthority](https://www.facebook.com/PhilippineStatisticsAuthority)



Follow us on Twitter
[@PSAgovph](https://twitter.com/PSAgovph)