



ISSN-1908-0425

REPUBLIC OF THE PHILIPPINES

**PHILIPPINE STATISTICS AUTHORITY**

# 2017 Annual Survey of Philippine Business and Industry

Volume XVI

## Human Health and Social Work Activities



**Volume XVI**

**ISSN 1908-0425**

# **2017 ANNUAL SURVEY OF PHILIPPINE BUSINESS AND INDUSTRY**

## **HUMAN HEALTH AND SOCIAL WORK ACTIVITIES**



REPUBLIC OF THE PHILIPPINES

**PHILIPPINE STATISTICS AUTHORITY**



**REPUBLIC OF THE PHILIPPINES**

**PRESIDENT RODRIGO ROA DUTERTE**



REPUBLIC OF THE PHILIPPINES  
PHILIPPINE STATISTICS AUTHORITY

**DENNIS S. MAPA, Ph.D**

*Undersecretary*

*National Statistician and Civil Registrar General*

Copyright © 2020 by Philippine Statistics Authority  
PSA CVEA Building, East Avenue, Diliman  
Quezon City, Philippines

## FOREWORD

This volume contains the final results of the **2017 Annual Survey of Philippine Business and Industry (ASPBI)** for Human Health and Social Work Activities sector. The 2017 ASPBI was conducted by the Philippine Statistics Authority (PSA) in 2018 with 2017 as reference period for all data items, except for employment which was based on the existing number as of 15 November 2017.

Statistics presented are the number of establishments, employment, compensation, income, expense, tangible fixed assets, intangible assets, inventories, value added, and e-commerce transactions which are at the national and regional levels, and disaggregated by employment size and industry.

Information contained in this report is useful to both the government and private sectors in the formulation and implementation of economic plans and programs.

The PSA acknowledges, with sincere appreciation, the cooperation of the responding establishments.



**DENNIS S. MAPA, Ph.D.**

Undersecretary

National Statistician and Civil Registrar General

Quezon City, Philippines  
March 2020



# TABLE OF CONTENTS

	Page
<b>FOREWORD</b> .....	iii
<b>TABLE OF CONTENTS</b> .....	v
<b>EXPLANATORY TEXT</b> .....	xvii
Introduction .....	xvii
Uses of Survey Data .....	xvii
ASPBI Slogan and Logo .....	xviii
Legal Authority .....	xviii
Reference Period .....	xx
Scope and Coverage .....	xx
Unit of Enumeration.....	xxi
Classification of Establishments .....	xxii
Frame of Establishments .....	xxvi
Sampling Design .....	xxvii
Sampling Units .....	xxvii
Sampling Domains .....	xxviii
Geographic Domain .....	xxviii
Industry Domain.....	xxx
Employment Stratum .....	xxx
Sample Size .....	xxxii
Sample Allocation.....	xxxiv
Sample Selection .....	xxxvi
Estimation Procedure .....	xxxvi
Questionnaire Design .....	xl
Survey Operations .....	xl
Preparatory Activities.....	xl
Training .....	xl
Field Operations .....	xl
Data Processing .....	xl
Tabulation .....	xl
Dissemination .....	xl
Response Rate .....	xl
Concepts and Definitions .....	I
Kinds of Establishment .....	lii
Symbols and Abbreviations Used in Statistical Tables .....	lvi

## TABLE OF CONTENTS – *Continued*

	Page
<b>DESCRIPTION OF INDUSTRIES FOR HUMAN HEALTH AND SOCIAL WORK ACTIVITIES SECTOR .....</b>	Ivii
<b>BRIEF ANALYSIS .....</b>	lix
FIGURE 1      Percentage Distribution of All Human Health and Social Work Activities Establishments by Industry Group: Philippines, 2017.....	lix
FIGURE 2      Distribution of Employment for All Human Health and Social Work Establishments by Industry Group: Philippines, 2017.....	Ix
FIGURE 3      Average Annual Compensation of Paid Workers for the Top Five Industries for All Human Health and Social Work Establishments by Industry Group: Philippines, 2017.....	Ixi
FIGURE 4      Labor Productivity for the Top Five Industries for All Human Health and Social Work Establishments by Industry Group: Philippines, 2017.....	Ixi
TABLE A        Selected Indicators for All Human Health and Social Work Activities Establishments by Industry Group: Philippines, 2017.....	Ixiv
<b>STATISTICAL TABLES FOR ESTABLISHMENTS FOR ALL EMPLOYMENT SIZES</b>	
TABLE 1        Summary Statistics for All Human Health and Social Work Activities Establishments by Industry Group: Philippines, 2017 .....	3
TABLE 2        Number of Establishments and Employment by Type and Sex for All Human Health and Social Work Activities Establishments by Industry Group: Philippines, 2017.....	4
TABLE 2.1      Number of Establishments and Research and Development (R&D) Personnel by Sex for All Human Health and Social Work Activities Establishments by Industry Group: Philippines, 2017.....	5
TABLE 3        Number of Establishments and Compensation by Type for All Human Health and Social Work Activities Establishments by Industry Group: Philippines, 2017.....	6
TABLE 4        Number of Establishments and Income by Type for All Human Health and Social Work Activities Establishments by Industry Group: Philippines, 2017.....	7

## TABLE OF CONTENTS – *Continued*

	<b>Page</b>
TABLE 4.1      Number of Establishments and Income from Service Rendered by Type of Transaction for All Human Health and Social Work Activities Establishments by Industry Group: Philippines, 2017.....	8
TABLE 4.2      Number of Establishments and Income from Transactions Outside the Country for All Human Health and Social Work Activities Establishments by Industry Group: Philippines, 2017 .....	N/A
TABLE 4.3      Number of Establishments and Income from Non-Industrial Services Done for Others by Type for All Human Health and Social Work Activities Establishments by Industry Group: Philippines, 2017.....	9
TABLE 4.4      Number of Establishments and Other Income by Type for All Human Health and Social Work Activities Establishments by Industry Group: Philippines, 2017.....	10
TABLE 5        Number of Establishments and Expense by Type for All Human Health and Social Work Activities Establishments by Industry Group: Philippines, 2017.....	11
TABLE 5.1      Number of Establishments and Real Estate Sold by Type for All Human Health and Social Work Activities Establishments by Industry Group: Philippines, 2017 .....	N/A
TABLE 5.2      Number of Establishments and Expense for Industrial Services Done by Others by Type for All Human Health and Social Work Activities Establishments by Industry Group: Philippines, 2017.....	13
TABLE 5.3      Number of Establishments and Expense for Non-Industrial Services Done by Others by Type for All Human Health and Social Work Activities Establishments by Industry Group: Philippines, 2017.....	14
TABLE 5.4      Number of Establishments and Cost of Goods Sold for All Human Health and Social Work Activities Establishments by Industry Group: Philippines, 2017.....	15
TABLE 5.5      Number of Establishments and Taxes on Products and Other Taxes on Production for All Human Health and Social Work Activities Establishments by Industry Group: Philippines, 2017.....	16
TABLE 5.6      Number of Establishments and Other Expense by Type for All Human Health and Social Work Activities Establishments by Industry Group: Philippines, 2017.....	17



## TABLE OF CONTENTS – *Continued*

	<b>Page</b>
TABLE 6      Number of Establishments and Capital Expenditures by Type of Tangible Fixed Assets for All Human Health and Social Work Activities Establishments by Industry Group: Philippines, 2017.....	18
TABLE 6.1    Number of Establishments and Capital Expenditures for Directly Imported Tangible Fixed Assets for All Human Health and Social Work Activities Establishments by Industry Group: Philippines, 2017 .....	N/A
TABLE 6.2    Number of Establishments and Capital Expenditures for Tangible Fixed Assets by Mode of Acquisition for All Human Health and Social Work Activities Establishments by Industry Group: Philippines, 2017.....	19
TABLE 7      Number of Establishments and Capital Expenditures for Intangible Assets by Type for All Human Health and Social Work Activities Establishments by Industry Group: Philippines, 2017.....	20
TABLE 8      Number of Establishments and Gross Additions to Tangible Fixed Assets for All Human Health and Social Work Activities Establishments by Industry Group: Philippines, 2017.....	21
TABLE 8.1    Number of Establishments and Sale of Tangible Fixed Assets by Type for All Human Health and Social Work Activities Establishments by Industry Group: Philippines, 2017.....	22
TABLE 8.2    Number of Establishments and Losses and Damages to Tangible Fixed Assets by Type for All Human Health and Social Work Activities Establishments by Industry Group: Philippines, 2017.....	23
TABLE 9      Number of Establishments and Book Value of Tangible Fixed Assets by Type for All Human Health and Social Work Activities Establishments by Industry Group: Philippines, 2017.....	24
TABLE 10     Number of Establishments and Book Value of Intangible Assets by Type for All Human Health and Social Work Activities Establishments by Industry Group: Philippines, 2017.....	25
TABLE 11     Number of Establishments and Value of Inventories for All Human Health and Social Work Activities Establishments by Industry Group: Philippines, 2017.....	26
TABLE 12     Number of Reporting Establishments and Nationality with Highest Capital Participation Rate as of 31 December for All Human Health and Social Work Activities Establishments by Industry Group: Philippines, 2017.....	27

## TABLE OF CONTENTS – *Continued*

	<b>Page</b>
TABLE 13      Number of Reporting Establishments with E-Commerce Transactions for All Human Health and Social Work Activities Establishments by Industry Group: Philippines, 2017.....	N/A
<b>STATISTICAL TABLES FOR ESTABLISHMENTS WITH TOTAL EMPLOYMENT OF 20 AND OVER</b>	
TABLE 1a      Summary Statistics for Human Health and Social Work Activities Establishments with Total Employment of 20 and Over by Region and Industry Group: Philippines, 2017.....	31
TABLE 2a      Number of Establishments and Employment by Type and Sex for Human Health and Social Work Activities Establishments with Total Employment of 20 and Over by Region and Industry Group: Philippines, 2017.....	39
TABLE 2a.1    Number of Establishments and Research and Development (R&D) Personnel by Sex for Human Health and Social Work Activities Establishments with Total Employment of 20 and Over by Region and Industry Group: Philippines, 2017.....	43
TABLE 3a      Number of Establishments and Compensation by Type for Human Health and Social Work Activities Establishments with Total Employment of 20 and Over by Region and Industry Group: Philippines, 2017.....	47
TABLE 4a      Number of Establishments and Income by Type for Human Health and Social Work Activities Establishments with Total Employment of 20 and Over by Region and Industry Group: Philippines, 2017.....	51
TABLE 4a.1    Number of Establishments and Income from Service Rendered by Type of Transaction for Human Health and Social Work Activities Establishments with Total Employment of 20 and Over by Region and Industry Group: Philippines, 2017.....	59
TABLE 4a.2    Number of Establishments and Income from Transactions Outside the Country for Human Health and Social Work Activities Establishments with Total Employment of 20 and Over by Region and Industry Group: Philippines, 2017 .....	N/A
TABLE 4a.3    Number of Establishments and Income from Non-Industrial Services Done for Others by Type for Human Health and Social Work Activities Establishments with Total Employment of 20 and Over by Region and Industry Group: Philippines, 2017.....	63

## TABLE OF CONTENTS – *Continued*

	<b>Page</b>
TABLE 4a.4      Number of Establishments and Other Income by Type for Human Health and Social Work Activities Establishments with Total Employment of 20 and Over by Region and Industry Group: Philippines, 2017.....	71
TABLE 5a        Number of Establishments and Expense by Type for Human Health and Social Work Activities Establishments with Total Employment of 20 and Over by Region and Industry Group: Philippines, 2017.....	75
TABLE 5a.1      Number of Establishments and Real Estate Sold by Type for Human Health and Social Work Activities Establishments with Total Employment of 20 and Over by Region and Industry Group: Philippines, 2017 .....	N/A
TABLE 5a.2      Number of Establishments and Expense for Industrial Services Done by Others by Type for Human Health and Social Work Activities Establishments with Total Employment of 20 and Over by Region and Industry Group: Philippines, 2017.....	87
TABLE 5a.3      Number of Establishments and Expense for Non-Industrial Services Done by Others by Type for Human Health and Social Work Activities Establishments with Total Employment of 20 and Over by Region and Industry Group: Philippines, 2017.....	91
TABLE 5a.4      Number of Establishments and Cost of Goods Sold for Human Health and Social Work Activities Establishments with Total Employment of 20 and Over by Region and Industry Group: Philippines, 2017.....	99
TABLE 5a.5      Number of Establishments and Taxes on Products and Other Taxes on Production for Human Health and Social Work Activities Establishments with Total Employment of 20 and Over by Region and Industry Group: Philippines, 2017.....	103
TABLE 5a.6      Number of Establishments and Other Expense by Type for Human Health and Social Work Activities Establishments with Total Employment of 20 and Over by Region and Industry Group: Philippines, 2017.....	107
TABLE 6a        Number of Establishments and Capital Expenditures by Type of Tangible Fixed Assets for Human Health and Social Work Activities Establishments with Total Employment of 20 and Over by Region and Industry Group: Philippines, 2017.....	111
TABLE 6a.1      Number of Establishments and Capital Expenditures for Directly Imported Tangible Fixed Assets for Human Health and Social Work Activities Establishments with Total Employment of 20 and Over by Region and Industry Group: Philippines, 2017.....	N/A

## TABLE OF CONTENTS – *Continued*

	<b>Page</b>
TABLE 6a.2      Number of Establishments and Capital Expenditures for Tangible Fixed Assets by Mode of Acquisition for Human Health and Social Work Activities Establishments with Total Employment of 20 and Over by Region and Industry Group: Philippines, 2017.....	119
TABLE 7a        Number of Establishments and Capital Expenditures for Intangible Assets by Type for Human Health and Social Work Activities Establishments with Total Employment of 20 and Over by Region and Industry Group: Philippines, 2017.....	123
TABLE 8a        Number of Establishments and Gross Additions to Tangible Fixed Assets for Human Health and Social Work Activities Establishments with Total Employment of 20 and Over by Region and Industry Group: Philippines, 2017.....	127
TABLE 8a.1      Number of Establishments and Sale of Tangible Fixed Assets by Type for Human Health and Social Work Activities Establishments with Total Employment of 20 and Over by Region and Industry Group: Philippines, 2017.....	131
TABLE 8a.2      Number of Establishments and Losses and Damages to Tangible Fixed Assets by Type for Human Health and Social Work Activities Establishments with Total Employment of 20 and Over by Region and Industry Group: Philippines, 2017.....	139
TABLE 9a        Number of Establishments and Book Value of Tangible Fixed Assets by Type for Human Health and Social Work Activities Establishments with Total Employment of 20 and Over by Region and Industry Group: Philippines, 2017.....	147
TABLE 10a       Number of Establishments and Book Value of Intangible Assets by Type for Human Health and Social Work Activities Establishments with Total Employment of 20 and Over by Region and Industry Group: Philippines, 2017.....	155
TABLE 11a       Number of Establishments and Value of Inventories for Human Health and Social Work Activities Establishments with Total Employment of 20 and Over by Region and Industry Group: Philippines, 2017.....	159
TABLE 12a       Number of Reporting Establishments and Nationality with Highest Capital Participation Rate as of 31 December for Human Health and Social Work Activities Establishments with Total Employment of 20 and Over by Region and Industry Group: Philippines, 2017.....	167
TABLE 13a       Number of Reporting Establishments with E-Commerce Transactions for Human Health and Social Work Activities Establishments with Total Employment of 20 and Over by Region and Industry Group: Philippines, 2017 .....	N/A

## TABLE OF CONTENTS – *Continued*

	Page
<b>STATISTICAL TABLES FOR ESTABLISHMENTS WITH TOTAL EMPLOYMENT OF LESS THAN 20</b>	
TABLE 1b      Summary Statistics for Human Health and Social Work Activities Establishments with Total Employment of Less than 20 by Industry Group: Philippines, 2017.....	177
TABLE 2b      Number of Establishments and Employment by Type and Sex for Human Health and Social Work Activities Establishments with Total Employment of Less than 20 by Industry Group: Philippines, 2017.....	178
TABLE 2b.1    Number of Establishments and Research and Development (R&D) Personnel by Sex for Human Health and Social Work Activities Establishments with Total Employment of Less than 20 by Industry Group: Philippines, 2017 .....	179
TABLE 3b      Number of Establishments and Compensation by Type for Human Health and Social Work Activities Establishments with Total Employment of Less than 20 by Industry Group: Philippines, 2017.....	180
TABLE 4b      Number of Establishments and Income by Type for Human Health and Social Work Activities Establishments with Total Employment of Less than 20 by Industry Group: Philippines, 2017.....	181
TABLE 4b.1    Number of Establishments and Income from Service Rendered by Type of Transaction for Human Health and Social Work Activities Establishments with Total Employment of Less than 20 by Industry Group: Philippines, 2017.....	182
TABLE 4b.2    Number of Establishments and Income from Transactions Outside the Country for Human Health and Social Work Activities Establishments with Total Employment of Less than 20 by Industry Group: Philippines, 2017 .....	N/A
TABLE 4b.3    Number of Establishments and Income from Non-Industrial Services Done for Others by Type for Human Health and Social Work Activities Establishments with Total Employment of Less than 20 by Industry Group: Philippines, 2017.....	183
TABLE 4b.4    Number of Establishments and Other Income by Type for Human Health and Social Work Activities Establishments with Total Employment of Less than 20 by Industry Group: Philippines, 2017.....	184

## TABLE OF CONTENTS – *Continued*

	<b>Page</b>
TABLE 5b      Number of Establishments and Expense by Type for Human Health and Social Work Activities Establishments with Total Employment of Less than 20 by Industry Group: Philippines, 2017.....	185
TABLE 5b.1    Number of Establishments and Real Estate Sold by Type for Human Health and Social Work Activities Establishments with Total Employment of Less than 20 by Industry Group: Philippines, 2017 .....	N/A
TABLE 5b.2    Number of Establishments and Expense for Industrial Services Done by Others by Type for Human Health and Social Work Activities Establishments with Total Employment of Less than 20 by Industry Group: Philippines, 2017.....	187
TABLE 5b.3    Number of Establishments and Expense for Non-Industrial Services Done by Others by Type for Human Health and Social Work Activities Establishments with Total Employment of Less than 20 by Industry Group: Philippines: 2017.....	188
TABLE 5b.4    Number of Establishments and Cost of Goods Sold for Human Health and Social Work Activities Establishments with Total Employment of Less than 20 by Industry Group: Philippines, 2017.....	189
TABLE 5b.5    Number of Establishments and Taxes on Products and Other Taxes on Production for Human Health and Social Work Activities Establishments with Total Employment of Less than 20 by Industry Group: Philippines, 2017.....	190
TABLE 5b.6    Number of Establishments and Other Expense by Type for Human Health and Social Work Activities Establishments with Total Employment of Less than 20 by Industry Group: Philippines, 2017.....	191
TABLE 6b      Number of Establishments and Capital Expenditures by Type of Tangible Fixed Assets for Human Health and Social Work Activities Establishments with Total Employment of Less than 20 by Industry Group: Philippines, 2017.....	192
TABLE 6b.1    Number of Establishments and Capital Expenditures for Directly Imported Tangible Fixed Assets for Human Health and Social Work Activities Establishments with Total Employment of Less than 20 by Industry Group: Philippines, 2017 .....	N/A
TABLE 6b.2    Number of Establishments and Capital Expenditures for Tangible Fixed Assets by Mode of Acquisition for Human Health and Social Work Activities Establishments with Total Employment of Less than 20 by Industry Group: Philippines, 2017.....	193

## TABLE OF CONTENTS – *Continued*

	<b>Page</b>
TABLE 7b      Number of Establishments and Capital Expenditures for Intangible Assets by Type for Human Health and Social Work Activities Establishments with Total Employment of Less than 20 by Industry Group: Philippines, 2017 .....	N/A
TABLE 8b      Number of Establishments and Gross Additions to Tangible Fixed Assets for Human Health and Social Work Activities Establishments with Total Employment of Less than 20 by Industry Group: Philippines, 2017.....	194
TABLE 8b.1    Number of Establishments and Sale of Tangible Fixed Assets by Type for Human Health and Social Work Activities Establishments with Total Employment of Less than 20 by Industry Group: Philippines, 2017.....	195
TABLE 8b.2    Number of Establishments and Losses and Damages to Tangible Fixed Assets by Type for Human Health and Social Work Activities Establishments with Total Employment of Less than 20 by Industry Group: Philippines, 2017.....	196
TABLE 9b      Number of Establishments and Book Value of Tangible Fixed Assets by Type for Human Health and Social Work Activities Establishments with Total Employment of Less than 20 by Industry Group: Philippines, 2017.....	197
TABLE 10b     Number of Establishments and Book Value of Intangible Assets by Type for Human Health and Social Work Activities Establishments with Total Employment of Less than 20 by Industry Group: Philippines, 2017.....	198
TABLE 11b     Number of Establishments and Value of Inventories for Human Health and Social Work Activities Establishments with Total Employment of Less than 20 by Industry Group: Philippines, 2017.....	199
TABLE 12b     Number of Reporting Establishments and Nationality with Highest Capital Participation Rate as of 31 December for Human Health and Social Work Activities Establishments with Total Employment of Less than 20 by Industry Group: Philippines, 2017.....	200
TABLE 13b     Number of Reporting Establishments with E-Commerce Transactions for Human Health and Social Work Activities Establishments with Total Employment of Less than 20 by Industry Group: Philippines, 2017.....	N/A

## TABLE OF CONTENTS – *Concluded*

		Page
<b>APPENDICES</b>		
Appendix 1	2017 Annual Survey of Philippine Business and Industry Questionnaire (ASPBI Form No. 7) .....	203
Appendix 2	2017 ASPBI Sampling Rate by Section, Industry Sub-class and Employment Stratum.....	215





# **EXPLANATORY TEXT**

## **INTRODUCTION**

The 2017 Annual Survey of Philippine Business and Industry (ASPBI) is one of the designated statistical activities of the Philippine Statistics Authority (PSA). It is a nationwide undertaking designed to collect and generate information on the levels, structure, and trends of economic activities of the formal sector in the entire country for the year 2017.

Specifically, the objectives of the 2017 ASPBI are the following:

- collect and generate detailed information on employment, income, expense, capital expenditures, and total assets of the establishments
- generate estimates for other economic indicators such as value added, labor productivity, average compensation, and other indicators necessary to evaluate the performance of industries at the national and regional levels
- generate micro, small, and medium establishments (MSME) data using total employment; and
- gather information for the improvement of the list of establishments

The 2017 ASPBI is the 46th of the series of annual surveys of establishments since the 1956 Survey of Manufactures and the 33rd of the series for the Human Health and Social Work Activities sector. It was undertaken nationwide in 2018 with the year 2017 as the reference period of data, except for employment which was as of 15 November 2017.

Data processing of the survey was decentralized and an online system called the Establishment Data Management System (EDMS) was utilized to facilitate the processing of survey data.

This volume presents the final results of the 2017 ASPBI for all establishments, establishments with total employment of less than 20, and 20 and over. The unit of enumeration for this survey is the establishment. Statistical tables are presented at the national level disaggregated by industry group (3-digit PSIC). Data for one or two establishments in some industries are either suppressed or combined with other related industries to avoid disclosure of information as required by Section 27 of RA 10625 and Section 7 of RA 6713.

## **Uses of Survey Data**

The data collected from ASPBI serve as bases upon which the government and the private sector formulate policies and economic development plans.

Specifically, the survey results are used in:

- constructing national and regional income accounts of the Philippine economy
- formulating development strategies and monitoring plans/policies in the attainment of national and regional goals
- determining and comparing regional economic structure and performance
- analyzing the performance and contribution of MSMEs to the total economy
- conducting market research and feasibility studies
- updating the frame of establishments

## ASPBI Slogan and Logo

*“Providing Statistics for a Globally Competitive Economy”* is the slogan of all business and industry surveys and other surveys conducted by PSA.



The logo, which is a stylistic representation of the Filipino flag, capsulizes the objectives of the 2017 ASPBI.

The GOLDEN sun represents the vision of hope which reaches out like the sun's rays for the improvement of the quality of life of all Filipinos; the RED chart signifies the desired trend of the country's economic progress; the WHITE building denotes the business and industries that propel the growth of the economy; while the BLUE background symbolizes the cooperation between and among data providers, data producers, and data users.

## LEGAL AUTHORITY

The conduct of the 2017 ASPBI is authorized under Republic Act (RA) 10625 known as the Philippine Statistical Act of 2013 - Reorganizing and strengthening of the Philippine Statistical System (PSS), its agencies, and instrumentalities. It shall be the policy of the State to affect the necessary and proper changes in the organizational and functional structures of the PSS to rationalize and promote efficiency and effectiveness in the delivery of statistical services.

**Section 25** (Obligation to Provide Information) of the same law stipulated that all respondents, whether natural or legal persons, are required to provide truthful and complete information to all statistical inquiries or surveys conducted by the Philippine Statistics Authority (PSA).

**Section 26** (Confidentiality of Information) states that data provided by respondents shall be considered privileged communication and as such shall be inadmissible as evidence in any proceeding.

*“Individual data furnished by a respondent to statistical inquiries, surveys and censuses of the PSA shall be considered privileged communication and as such shall be inadmissible as evidence in any proceeding. The PSA may release aggregated information from statistical inquiries, surveys and censuses in the form of summaries or statistical tables in which no reference to an individual, corporation, association, partnership, institution or business enterprise shall appear...”*

**Section 27** specifies the penalties for any person who breach the confidentiality of information and for respondents who failed to provide truthful and complete information.

*“Respondents of primary data collection activities such as censuses and sample surveys are obliged to give truthful and complete answers to statistical inquiries. The gathering, consolidation and analysis of such data shall likewise be done in the most truthful and credible manner.*

*To ensure compliance, any violation of this Act shall result in the imposition of the penalty of one (1) year imprisonment and a fine of One hundred thousand pesos (P100,000.00). In cases where the respondent fails to give truthful and complete answer to such statistical inquiries is a corporation, the above penalty shall be imposed against the responsible officer, director, manager and/or agent of said corporation. In addition, such erring corporation or any other juridical entity, depending on the category of the enterprise or business concerned whether small, medium or large, shall be imposed a fine ranging from One hundred thousand pesos (P100,000.00) to Five hundred thousand pesos (P500,000.00).*

*Any person, including parties within the PSA Board and the PSA, who breach the confidentiality of information, whether by carelessness, improper behavior, behavior with malicious intent, and use of confidential information for profit, are considered guilty of an offense and shall be liable to fines as prescribed by the PSA Board which shall not be less than Five thousand pesos (P5,000.00) nor more than Ten thousand pesos (P10,000.00) and/or imprisonment of three (3) months but not to exceed one (1) year, subject to the degree of breach of information.*

*Failure to comply with the survey clearance provision shall be penalized by a fine of Fifty thousand pesos (P50,000.00) to One hundred thousand pesos (P100,000.00), depending on the gravity and seriousness of such noncompliance.”*

**Republic Act 6713** further provides for the Code of Conduct and Ethical Standards for Public Officials and Employees.

Section 7 of RA 6713 states that:

*“(c) Disclosure and/or misuse of confidential information. Public officials and employees shall not use or divulge confidential or classified information officially known to them by reason of their office and not made available to the public, either: (1) to further their private interest, or give undue advantage of anyone, or (2) to prejudice the public interest...”*

## REFERENCE PERIOD

All information collected in the 2017 ASPBI refers to the calendar year 2017. However, employment data was as of 15 November 2017. This was based on the results of the study on business practices where establishments find it easier to provide the number of employees as of the second month of the last quarter of the reference year.

Reports of establishment on a fiscal year other than January to December 2017 were accepted provided previous years' annual reports used the same period of reporting.

## SCOPE AND COVERAGE

The 2017 ASPBI is a nationwide undertaking confined to the formal sector of the economy and as such excludes the informal sector.

The following comprise the formal sector:

1. Corporations and partnerships
2. Cooperatives and foundations
3. Single proprietorship with employment of 10 and over
4. Single proprietorship with branches

Hence, the 2017 ASPBI covered only the following economic units:

- All establishments with total employment (TE) of 10 and over, and
- All establishments with TE of less than 10, except those establishments with Legal Organization = 1 (single proprietorship) and Economic Organization = 1 (single establishment), that are engaged in economic activities classified according to the 2009 PSIC.

Table 1 shows the economic activities within the scope of the 2017 ASPBI.

**TABLE 1 Scope of the 2017 ASPBI**

Sector	Economic Activity	Sector	Economic Activity
A	Agriculture, Forestry and Fishing	J	Information and Communication
B	Mining and Quarrying	K	Financial and Insurance Activities
C	Manufacturing	L	Real Estate Activities
D	Electricity, Gas, Steam and Air Conditioning Supply	M	Professional, Scientific and Technical Activities
E	Water Supply; Sewerage, Waste Management and Remediation Activities	N	Administrative and Support Service Activities
F	Construction	P	Education
G	Wholesale and Retail Trade; Repair of Motor Vehicles and Motorcycles	Q	Human Health and Social Work Activities
H	Transportation and Storage	R	Arts, Entertainment and Recreation
I	Accommodation and Food Service Activities	S	Other Service Activities

The following sections of the 2009 PSIC are excluded from the scope of this survey and all other establishment-based surveys of PSA:

- Public Administration and Defense, Compulsory Social Security (Section O)
- Activities of Households as employers; Undifferentiated Goods and Services Producing Activities of Households to Own Use (Section T)
- Activities of Extra-territorial Organization and Body (Section U)

## UNIT OF ENUMERATION

The unit of enumeration in the 2017 ASPBI is the establishment. An establishment is defined in the United Nations International Recommendations on Industrial Statistics as “*an economic unit under single ownership or control, i.e., under a single legal entity, engaged in one or predominantly one kind of economic activity at a single fixed location.*”

In actual practice, however, there are difficulties in applying the ideal definition so the establishment is defined in operational terms to take into account the organization and record-keeping practices of certain sectors by making the single location and activity criteria more flexible. It is then necessary to use the kind-of-activity unit (KAU).

The KAU is *“the unit that is engaged in the production of the most homogenous group of goods and services, usually at one location, but sometimes over a wider area, for which separate records are available that can provide data concerning the production of these goods and services and the materials, labor and physical resources used in the production.”*

The above definition applies to the following sectors and industries:

### Sectors

- Construction
- Transportation and Storage
- Financial and Insurance Activities
- Real Estate Activities

### Industries

- Electric power generation, transmission, and distribution (Electric Cooperatives)
- Wired telecommunications activities
- Wireless telecommunications activities
- Satellite telecommunications activities
- Telephone access in facilities open to public service activities
- Other telecommunications service activities, n.e.c.
- Travel agency and tour operator activities
- Other reservation service and related activities
- Security and investigation activities
- General cleaning of buildings

The use of the kind-of-activity unit (KAU) for the above-mentioned sectors and industries was necessary as there is no restriction for the geographical areas in which a given kind of activity is carried on by a single legal entity.

## **CLASSIFICATION OF ESTABLISHMENTS**

An establishment is categorized by its economic organization, legal organization, industrial classification, employment size, and geographic location.

### **Economic Organization (EO)**

This relates to the organizational structure or role of the establishment in the organization.

The following are the types of EO:

- Single establishment (EO=1) is an establishment which has neither branch nor main office.

- Branch only (EO=2) is an establishment which has a separate main office located elsewhere.
- Establishment and main office (EO=3), is one where the establishment is located in the same address as the main office and with branch/es elsewhere.
- Main office only (EO=4) is the unit which controls, supervises and directs one or more establishments of an enterprise.
- Ancillary unit other than Main Office (EO=5) is the unit that operates primarily or exclusively for a related establishment or group of related establishments or its parent establishment and provides goods or services that support but do not become part of the output of those establishments.

### **Legal Organization (LO)**

This provides the legal basis for ownership of the establishment. The following are the types of LO:

- Single Proprietorship (LO=1) is a business establishment organized, owned and managed by one person, who alone assumes the risk of the business enterprise.
- Partnership (LO=2) is an association of two or more individuals for the conduct of a business enterprise based upon an agreement or contract between or among them to contribute money, property or industry into a common fund with the intention of dividing profits among themselves.
- Government Corporation (LO=3) is a corporation organized for private aim, benefit or purpose with the government as the majority stockholder, regardless of whether they are stock or non-stock corporations.
- Stock Corporation (LO=4) is an ordinary business corporation organized by private persons, created and operated for the purpose of making a profit which may be distributed in the form of dividends to stockholders on the basis of their invested capital.
- Non-Stock Non-Profit Corporation (LO=5) is a business corporation which does not issue stock to its members and are created not to profit but for the public good and welfare. Of this character, are most of the religious, social, literary, scientific, civic and political organizations and societies.
- Cooperative (LO=6) is an organization composed primarily of small producers and/or consumers who voluntary join together to form a business enterprise, which they themselves own, control and patronize.



- Others (LO=7) are organizations not classified in any of the above classification like private associations, foundations, non-government organizations, etc.

## Industrial Classification

The industrial classification of an economic unit is determined by the activity from which it derives its major income or revenue. The 2009 Philippine Standard Industrial Classification (PSIC) was utilized to classify economic units according to their economic activities. It was approved for adoption by government agencies and instrumentalities through NSCB Resolution No. 2 Series 2010 signed on 10 February 2010.

The 2009 PSIC is a detailed classification of industries prevailing in the country according to the kind of productive activities undertaken by the establishments. It is aligned with the International Standard Industrial Classification of all Economic Activities (ISIC) Revision 4, as officially released by the United Nations Statistics Division on 11 August 2008 for adoption by countries in their revised national classifications by 2010.

The 2009 PSIC took into account the significant changes in the relative importance of various economic activities in the country that have taken place since 2002. It is linked with the ASEAN Common Industrial Classification (ACIC) as approved by the ASEAN Heads of Statistical Offices (AHSOM) in November 2006.

The structure and coding system of the 2009 PSIC consists of an alpha character and 5 numeric digits. The alpha character, represents the **section** (also known as a sector), the first two digits represent the **division**; the first three digits, the **group**; the first four digits, the **class**; and all 5 digits, the **sub-class**.

### Example: PSIC Code Q86121

<b>Section</b>	Q	Human Health and Social Work Activities
<b>Division</b>	86	Human Health Activities
<b>Group</b>	861	Hospital activities
<b>Class</b>	8612	Private hospitals, sanitararia and other similar activities
<b>Sub-class</b>	86121	Private general hospitals activities

Table 2 shows the levels of disaggregation of industries in the 2009 PSIC.

**TABLE 2 Levels of Disaggregation of the 2009 PSIC by Sector**

<b>Code</b>	<b>Section</b>	<b>Division</b>	<b>Group</b>	<b>Class</b>	<b>Sub-class</b>
	<b>Total</b>	<b>88</b>	<b>246</b>	<b>521</b>	<b>1,285</b>
A	Agriculture, Forestry, and Fishing	3	12	53	157
B	Mining and Quarrying	5	10	15	32
C	Manufacturing	24	73	201	476
D	Electricity, Gas, Steam, and Air Conditioning Supply	1	3	3	3
E	Water Supply; Sewerage, Waste Management and Remediation Activities	4	6	8	8
F	Construction	3	8	10	15
G	Wholesale and Retail Trade; Repair of Motor Vehicles and Motorcycles	3	20	45	189
H	Transportation and Storage	5	12	21	56
I	Accommodation and Food Service Activities	2	5	6	20
J	Information and Communication	6	13	25	39
K	Financial and Insurance Activities	3	10	21	45
L	Real Estate Activities	1	2	5	6
M	Professional, Scientific and Technical Activities	7	16	16	38
N	Administrative and Support Service Activities	6	19	28	74
O	Public Administration and Defense; Compulsory Social Security	1	3	7	12
P	Education	1	6	13	24
Q	Human Health and Social Work Activities	3	9	11	32
R	Arts, Entertainment, and Recreation	4	5	10	18
S	Other Service Activities	3	10	18	34
T	Activities of Households as Employers; Undifferentiated Goods – and Services-Producing Activities of Private Households for Own Use	2	3	3	3
U	Activities of Extraterritorial Organizations and Bodies	1	1	2	4

## Establishment Size Classification

The size of an establishment is determined by its total employment as of a specific date.

Table 3 shows the Employment Size (SZ) classification and code used in the survey.

**TABLE 3 Employment Size and Code**

SZ Code	Total Employment	SZ Code	Total Employment
0	1 – 4	5	100 – 199
1	5 – 9	6	200 – 499
2	10 – 19	7	500 – 999
3	20 – 49	8	1,000 – 1,999
4	50 – 99	9	2,000 and over

## Geographic Classification

Establishments are also classified by geographic area using the Philippine Standard Geographic Classification (PSGC). The PSGC is a systematic classification and coding of geographic areas in the country. It contains updates in regions, provinces, cities, municipalities and barangays in the Philippines.

Based on the PSGC as of 31 December 2017, the Philippines has 17 Regions, 81 provinces, 145 cities, 1,489 municipalities, and 42,036 barangays. The update in 2017 was the abolition of Negros Island Region (NIR) on 07 August 2017 through Executive Order 38 – “Revoking Executive Order No. 183 (s. 2015) which Created a Negros Island Region and for Other Purposes.” Provinces, cities, municipalities, and barangays of Negros Occidental and Negros Oriental reverted to Region VI (Western Visayas) and Region VII (Central Visayas), respectively.

## FRAME OF ESTABLISHMENTS

The frame for the 2017 ASPBI was extracted from the 2017 List of Establishments (LE) as of 19 January 2018.

The 2017 LE is a result of the conduct of the 2017 Updating of the List of Establishments (ULE) in selected barangays in Quezon City and in Iloilo City. These two industry hubs were selected because of the emergence of growth area barangays in terms of the number of establishments during the past years. Other sources of updates are the company websites and the survey reports/feedbacks from the 2016 Annual Survey of Philippine Business and Industry.

The 2017 LE shows that there were 917,582 establishments in operation nationwide of which 228,112 (24.86%) comprised the establishment frame or are within the scope and coverage of the 2017 ASPBI. This frame was used to draw the sample establishments for the survey.

## SAMPLING DESIGN

The 2017 ASPBI used stratified systematic sampling design with 5-digit PSIC serving as industry strata and employment size as the second stratification variable.

### Sampling Units

The sampling unit of the 2017 ASPBI was the establishment. In particular, the sampling units for industries identified as the kind-of-activity unit (KAU) were establishments with EO = 1, 3 and 4. The sampling units for non-KAU industries were establishments with EO = 1, 2 and 3.

For Government-Owned-and-Controlled Corporations (GOCCs), the sampling units were establishments with EO=1, 3 and 4, except for those engaged under Sectors G and R in which the sampling units are establishments with EO = 1, 2 and 3. This is based on the availability of data at these units which maintain the records.

Table 4 shows the sampling units by sector and selected industries.

**TABLE 4 Sampling Units by Sector and Selected Industries**

Sector/ Industry Code	Description	EO
A	Agriculture, Forestry and Fishing	1, 2, 3
B	Mining and Quarrying	1, 2, 3
C	Manufacturing	1, 2, 3
D	Electricity, Gas, Steam and Air Conditioning Supply, except Electric power generation, transmission, and distribution (Electric Cooperatives with LO=6) - D35100	1, 2, 3
D35100	Electric power generation, transmission and distribution (Electric Cooperatives with LO=6)	1, 3, 4
E	Water Supply; Sewerage, Waste Management and Remediation Activities	1, 2, 3
F	Construction	1, 3, 4

*Continued*

**TABLE 4 --Concluded**

<b>Sector/ Industry Code</b>	<b>Description</b>	<b>EO</b>
G	Wholesale and Retail Trade; Repair of Motor Vehicles and Motorcycles	1, 2, 3
H	Transportation and Storage	1, 3, 4
I	Accommodation and Food Service Activities	1, 2, 3
J	Information and Communication except J611, J612, J613, J61901 and J61909	1, 2, 3
J611	Wired telecommunications activities	1, 3, 4
J612	Wireless telecommunications activities	1, 3, 4
J613	Satellite telecommunications activities	1, 3, 4
J61901	Telephone access in facilities open to the public service	1, 3, 4
J61909	Other telecommunications service activities	1, 3, 4
K	Financial and Insurance Activities	1, 3, 4
L	Real Estate Activities	1, 3, 4
M	Professional, Scientific and Technical Activities	1, 2, 3
N	Administrative and Support Service Activities, except N791, N799, N80 and N81210	1, 2, 3
N791	Travel agency and tour operator activities	1, 3, 4
N799	Other reservation service and related activities	1, 3, 4
N80	Security and investigation activities	1, 3, 4
N81210	General cleaning of buildings	1, 3, 4
P	Education	1, 2, 3
Q	Human Health and Social Work Activities	1, 2, 3
R	Arts, Entertainment and Recreation	1, 2, 3
S	Other Service Activities	1, 2, 3

## Sampling Domains

The sampling domains for the 2017 ASPBI were the industry subclasses (5-digit) of the 2009 PSIC (industry domains), the 17 administrative regions (geographic domains), and the employment size strata.

### Geographic Domain

For establishments with TE of 20 and over, the 17 administrative regions serve as the geographic domains; while for establishments with TE of less than 20, the national level.

Table 5 shows the list of 17 regions and its respective provinces.

**TABLE 5 Geographic Domain and Its Composition**

<b>Region</b>	<b>Province/City/Municipality</b>
National Capital Region (NCR)	City of Manila, Quezon City, Mandaluyong City, Marikina City, Pasig City, San Juan City, Caloocan City, Malabon City, Navotas City, Valenzuela City, Makati City, Pateros, Taguig City, Parañaque City, Las Piñas City, Muntinlupa City, Pasay City
Cordillera Administrative Region (CAR)	Abra, Apayao, Benguet, Ifugao, Kalinga, Mountain Province
Region I – Ilocos Region	Ilocos Norte, Ilocos Sur, La Union, Pangasinan
Region II – Cagayan Valley	Batanes, Cagayan, Isabela, Nueva Vizcaya, Quirino
Region III – Central Luzon	Aurora, Bataan, Bulacan, Nueva Ecija, Pampanga, Tarlac, Zambales
Region IV-A – CALABARZON	Batangas, Cavite, Laguna, Quezon, Rizal
MIMAROPA Region	Marinduque, Occidental Mindoro, Oriental Mindoro, Palawan, Romblon
Region V – Bicol Region	Albay, Camarines Norte, Camarines Sur, Catanduanes, Masbate, Sorsogon
Region VI – Western Visayas	Aklan, Antique, Capiz, Guimaras, Iloilo, Negros Occidental
Region VII – Central Visayas	Bohol, Cebu, Siquijor, Negros Oriental
Region VIII – Eastern Visayas	Biliran, Eastern Samar, Leyte, Northern Samar, Samar (Western), Southern Leyte
Region IX – Zamboanga Peninsula	Zamboanga del Norte, Zamboanga del Sur, Zamboanga Sibugay, Isabela City
Region X– Northern Mindanao	Bukidnon, Camiguin, Lanao del Norte, Misamis Occidental, Misamis Oriental
Region XI – Davao Region	Compostela Valley, Davao del Norte, Davao del Sur, Davao Oriental, Davao Occidental
Region XII – SOCCSKSARGEN	Cotabato (North), Sarangani, South Cotabato, Sultan Kudarat, Cotabato City
Caraga	Agusan del Sur, Agusan del Norte, Dinagat Island, Surigao del Norte, Surigao del Sur
Autonomous Region in Muslim Mindanao (ARMM)	Basilan (excluding Isabela City), Lanao del Sur, Maguindanao (excluding Cotabato City), Sulu, Tawi-Tawi

## Industry Domain

For all sectors, the industry domains (strata) were the same for both establishments with TE of 20 and over, and TE of less than 20.

Table 6 shows a summary of the number of industry domains by sector.

**TABLE 6 Distribution of Industry Strata by Sector**

Sector	Number of Industry Strata	Sector	Number of Industry Strata
<b>Total</b>	<b>1,064</b>		
A	87	J	36
B	20	K	41
C	424	L	6
D	1	M	36
E	8	N	69
F	15	P	13
G	177	Q	23
H	49	R	18
I	19	S	22

To address the data needs of stakeholders for a more detailed industrial classification, selected industries (D35100, J59110, J59120, and J62010) were split and assigned with sub-industry codes.

However, the original 2009 PSIC code was used in the publication of survey results. The newly assigned industry codes will be used to generate data for the sub-industries only upon request.

Table 7 shows the split industries with assigned codes.

**TABLE 7 Assigned Industry Codes for Split Industries**

2009 PSIC Code	Assigned Industry Code	Description
D35100	D3510	Generation, transmission and distribution of electricity
	D35101	Generation of electricity
	D35102	Transmission of electricity
	D35103	Distribution of electricity

*Continued*

**TABLE 7 --Concluded**

2009 PSIC Code	Assigned Industry Code	Description
J59110	J5911	Motion picture, video and television programme activities
	J59111	Pre and main production of traditional and 2D animation
	J59112	Pre and main production of 3D animation
	J59119	Pre and main production of other motion films
J59120	J5912	Motion picture, video and television programme post-production activities
	J59121	Post production of traditional and 2D animation
	J59122	Post production of 3D animation
	J59129	Post production of other motion films and etc.
J62010	J6201	Computer programming activities
	J62011	Game design and development
	J62019	Other computer programming activities

### Employment Stratum

Within the industry domains for each sector, the establishments were further stratified by total employment (TE). The TE sizes were either combined or taken as a group to comprise the **employment stratum** and were limited to five employment strata. The basic considerations for grouping were the concentration of establishments in the TE sizes and the occurrence of stratum jumpers between TE sizes.

Considering the need for data on Micro, Small and Medium Enterprises (MSMEs), two separate employment strata were maintained in TE of less than 20: TE 1 – 9 and TE 10 – 19.

Table 8 shows the employment strata and corresponding sampling rates.

**TABLE 8 Employment Stratum**

Employment Stratum	TE Size	Sampling Rates (%)
1	1 – 9	10
2	10 – 19	15
3	20 – 49	25
4	50 – 99	50
5	100 and over	100 (certainty)



In general, employment strata 1 to 4 were non-certainty strata while stratum 5 was a certainty stratum.

A **certainty stratum** is defined as a stratum with a sampling ratio of 100 percent. In this stratum, all establishments are taken as certainty samples, i.e. the selection probability is 1 and the sampling weight is 1.

On the other hand, a **non-certainty stratum** is a stratum where only sample establishments are taken.

Refer to Table 8 for the corresponding sampling rates for establishments in the non-certainty employment size strata.

## Sample Size

The primary consideration in the determination of sample size for the survey was its manageability at the optimum level of an estimated budget without compromising the reliability and accuracy of survey results and the timeliness of retrieval of accomplished questionnaires from respondents. As such, the target sample size was maintained to be more or less close to the sample sizes of the previous annual surveys conducted which are about 30,000 samples.

For sampling purposes, the survey frame was divided into five primary strata. Stratum 1 was comprised of Mining and Quarrying (B), and Electricity, Gas, Steam and Air Conditioning Supply (D); Stratum 2 consisted of establishments under certainty industries including the Information and Communications Technology (ICT) core industries and Business Process Management (BPM) industries; Stratum 3 was for GOCCs; Stratum 4 was composed of establishments with TE of 100 and over, and Stratum 5 included all other establishments not classified in strata 1–4. Strata 1–4 were considered as certainty strata while Stratum 5 was treated as a non-certainty stratum.

Table 9 shows the list of primary strata.

**TABLE 9 Primary Strata**

Stratum Code	Sampling Unit	Sampling Indicator
1	Establishments under Sectors B and D	Certainty
2	Establishments under the certainty industries	Certainty
	SICT Core Industries	
	BPM Industries	
3	GOCCs	Certainty
4	Establishments with TE of 100 and over	Certainty
5	All other establishments not classified in strata 1 – 4	Non-certainty

### Sample Size for TE of less than 20

Non-certainty samples: For each industry stratum (5-digit PSIC) at the national level, the sample size for establishments with TE of less than 20 was determined by applying the specified sampling rates for each employment stratum (i.e., separately for strata TE 1 – 9 and TE 10 – 19). The total number of non-certainty samples for establishments with TE of less than 20 was 6,272.

Certainty samples: The total number of certainty samples for establishments with TE of less than 20 was 4,563.

Hence, the total number of samples for all establishments with TE of less than 20 was 10,835.

### Sample Size for TE of 20 – 99

Non-certainty samples: For each industry stratum (5-digit PSIC) at the national level, the sample size for establishments with TE of 20 – 99 was determined by applying the specified sampling rates for each employment stratum (i.e., separately for TE of 20 – 49 and TE 50 – 99). The total number of non-certainty samples for establishments with TE of 20 – 99 was 11,322.

Certainty samples: The total number of certainty samples for establishments with TE of 20 – 99 was 1,788.

The total sample size for establishments with TE of 20 – 99 was 13,110.

### Sample Size for TE of 100 and over

The total number of sample establishments with TE of 100 and over was 7,426. Note that these establishments were certainty samples.

### 2017 ASPBI Samples

All samples in the certainty and non-certainty strata are combined to comprise the total samples for the survey. Thus, the total number of samples for the 2017 ASPBI was 31,371 establishments.

Table 10 shows the distribution of samples by sector.

**TABLE 10 Number of Sample Establishments by Sector**

<b>Sector</b>	<b>Industry Description</b>	<b>Number of Samples</b>
<b>Total</b>		<b>31,371</b>
A	Agriculture, Forestry and Fishing	1,171
B	Mining and Quarrying	280
C	Manufacturing	6,662
D	Electricity, Gas, Steam and Air Conditioning Supply	373
E	Water Supply, Sewerage, Waste Management and Remediation Activities	656
F	Construction	833
G	Wholesale and Retail Trade; Repair of Motor Vehicles and Motorcycles	7,092
H	Transportation and Storage	988
I	Accommodation and Food Service Activities	1,473
J	Information and Communication	3,896
K	Financial and Insurance Activities	1,122
L	Real Estate Activities	352
M	Professional, Scientific and Technical Services	770
N	Administrative and Support Service Activities	2,386
P	Education	1,344
Q	Human Health and Social Work Activities	847
R	Arts, Entertainment and Recreation	387
S	Other Service Activities	739

### **Sample Allocation for Non-Certainty Samples**

Note that certainty samples were determined and segregated first before non-certainty samples were allocated to regions.

### Sample Allocation for TE of less than 20

No geographic allocation was applied to these strata (TE 1 – 9 and TE 10 – 19) since data of interest were on the national level only.

The minimum sample size was set to 3 establishments and a maximum of 5 establishments per cell (industry domain and employment stratum) except for common industries which were set to a minimum of 3 and a maximum of 20 establishments per cell. The common industries are defined as the industry stratum with a total number of establishments greater than 500 establishments. However, when the total number of establishments in the cell is equal to or less than the set minimum sample size, all establishments in that cell were taken as samples.

### Sample Allocation for TE 20 – 99

For each industry domain, the proportional allocation was used in allocating the number of samples in the employment size strata of TE 20 – 49 and TE 50 – 99 to the different regions. Basis of allocation is the total number of establishments in the region by industry domain and by employment stratum excluding the certainty samples.

The minimum sample size is also set to 3 establishments per cell (industry domain, employment stratum, and region). However, when the total number of establishments in the cell is equal to or less than the set minimum sample size, all establishments in that cell are taken as samples.

The number of samples for each employment stratum within an industry domain at the national level was allocated by region using the formula:

$$n_{hij} = \left( \frac{N_{hij}}{N_{hi}} \right) \times n_{hi}$$

where:

- $N_{hij}$  = total number of establishments in the  $j^{th}$  region of the  $i^{th}$  employment stratum in the  $h^{th}$  industry domain
- $N_{hi}$  = total number of establishments in the  $i^{th}$  employment stratum of the  $h^{th}$  industry domain
- $n_{hij}$  = number of sample establishments in the  $j^{th}$  region of the  $i^{th}$  employment stratum in the  $h^{th}$  industry domain
- $n_{hi}$  = number of sample establishments in the  $i^{th}$  employment stratum of the  $h^{th}$  industry domain

## Sample Selection

For all sectors, sample establishments in the sampling strata of TE of less than 20 are selected using systematic sampling by industry domain and employment stratum at the national level. For each industry domain and employment stratum, the establishments are sorted by region, the province from the largest actual employment to smallest actual employment, business name, and ECN.

For each of the sampling strata of TE of 20 – 99 (i.e., TE 20-49 and TE 50-99), sample establishments are selected using systematic sampling within the region. For each region in the employment stratum and industry domain, the establishments are sorted by province from the largest actual employment to the smallest actual employment, business name, and ECN.

Systematic sampling was chosen so that the sample employment values are spread out, resulting in having representative samples for each TE size in the employment stratum. Likewise, this mode of sampling will somehow provide implicit stratification of TE by employment size group, thus avoiding all sample establishments with low TE values or high TE values.

## Estimation Procedure

### For Establishments with TE of Less Than 20

#### a. Non-certainty Stratum

The estimate of the total of a characteristic ( $\hat{X}_s$ ) for the non-certainty employment stratum TE less than 20 in the  $s^{th}$  industry domain is

$$\hat{X}_s = \sum_{j=1}^{n_s} W_{sj} x_{sj}$$

where:

- $s$  denotes the non-certainty employment strata in employment of less than 20
- $x_{sj}$  = value of the  $j^{th}$  establishment in the non-certainty employment stratum in employment of less than 20 in the  $s^{th}$  industry domain
- $j$  = 1, 2, 3, ...,  $n_s$  establishments
- $W_{sj}$  = weight of the  $j^{th}$  establishment in the non-certainty employment stratum in employment of less than 20 in the  $s^{th}$  industry domain

$$W_{sj} = N_s / n_s$$

where:

- $N_s$  = total number of establishments in the non-certainty employment stratum in employment of less than 20 in the  $s^{th}$  industry domain
- $n_s$  = number of sample establishments in the non-certainty employment stratum in employment less than 20 in the  $s^{th}$  industry domain

#### b. Certainty Stratum

The estimate of the total of a characteristic ( $\hat{X}_c$ ) for the certainty employment stratum in the  $c^{th}$  industry domain is

$$\hat{X}_c = \sum_{j=1}^{m_c} x_{cj}$$

where:

- $c$  denotes the certainty employment strata in employment of less than 20 in the  $c^{th}$  industry domain
- $x_{cj}$  = value of the  $j^{th}$  establishment in the certainty employment strata in employment of less than 20 in the  $c^{th}$  industry domain
- $j$  = 1, 2, 3, ...,  $m_c$  establishments
- $m_c$  = number of establishments in the certainty employment strata in employment of less than 20 in the  $c^{th}$  industry domain

#### c. Total Estimate for TE of Less Than 20

National level estimates of the total of a characteristic ( $\hat{X}_d$ ) for the industry domain was obtained by aggregating the estimates for all employment strata (non-certainty and certainty) in the same industry domain,

$$\hat{X}_d = \sum \hat{X}_s + \sum X_c$$

where:  $d$  denotes the industry domain

### For Establishments with TE of 20 and Over

#### a. Non-Certainty Stratum (TE of 20 to 49 and TE 50 to 99)

The estimate of the total of a characteristic ( $\hat{X}_{sp}$ ) for the non-certainty employment strata in TE of 20 to 49 and TE 50 to 99 for an industry domain in each region is

$$\hat{X}_{sp} = \sum_{j=1}^{n_{sp}} W_{spj} x_{spj}$$

where:

- $s$  denotes the non-certainty employment stratum in TE of 20 and over
- $p = 1, 2, \dots, 17$  regions
- $x_{spj}$  = value of the  $j^{th}$  establishment in the non-certainty employment stratum in TE of 20 and over for an industry domain in each region
- $j = 1, 2, 3, \dots, n_{sp}$  establishments
- $W_{spj}$  = weight of the  $j^{th}$  establishment in the non-certainty employment stratum in TE of 20 and over for an industry domain in each region

$$W_{spj} = N_{sp} / n_{sp}$$

where:

- $N_{sp}$  = total number of establishments in the non-certainty employment stratum in TE of 20 and over for an industry domain in each region
- $n_{sp}$  = number of sample establishments in the non-certainty employment stratum in TE of 20 and over for an industry domain in each region

#### b. Certainty Stratum

The estimate of the total of a characteristic ( $\hat{X}_{cp}$ ) for the certainty employment stratum of TE of 100 and over in an industry domain in each region is

$$\hat{X}_{cp} = \sum_{j=1}^{m_{cp}} x_{cpj}$$

where:

- $c$  denotes the certainty employment stratum in TE of 100 and over
- $p = 1, 2, \dots, 17$  regions
- $x_{cpj}$  = value of the  $j^{th}$  establishment in the certainty employment stratum in TE of 100 and over in an industry domain within each region
- $j = 1, 2, 3, \dots, m_{cp}$  establishments
- $m_{cp}$  = number of establishments in the certainty employment stratum in TE of 20 and over in an industry domain within each region

### Total Estimate for TE of 20 and Over

The estimate of the total of a characteristic ( $\hat{X}_{dp}$ ) for the industry domain in each region was obtained by aggregating the estimates for all employment strata (non-certainty and certainty) in the same industry domain,

$$\hat{X}_{dp} = \sum \hat{X}_{sp} + \sum \hat{X}_{cp}$$

where:  $dp$  denotes the industry domains in each region.

National level estimates of the characteristics by industry domain were obtained by aggregating separately the estimates ( $\hat{X}_{dp}$ ) for the particular industry domain from all the regions.

### Total Estimate for All Establishments

National level estimates of the characteristics by industry domain were obtained by aggregating separately the total estimates of TE less than 20 and TE 20 and over for a particular industry domain.

### Weight Adjustment Factor for Non-Response

To account for non-response in the non-certainty strata, the adjustment factors, and  $(n/n')$  was multiplied with the sampling weight ( $W$ ) of each of the sampling unit. The sampling weight which is defined as  $N/n$  was recomputed as

General Formula

$$W' = \frac{N}{n} \times \frac{n}{n'} = \frac{N}{n'}$$

Thus, the adjusted weight ( $W'_{sj}$ ) for employment stratum in TE of 1-9 and 10-19 is

$$W'_{sj} = \frac{N_s}{n_s} \times \frac{n_s}{n'_s} = \frac{N_s}{n'_s}$$

where:

- $N_s$  = total number of establishments in the employment stratum in TE of 1 – 9 and 10 - 19 in the  $s^{th}$  industry domain
- $n'_s$  = number of responding establishments in the employment stratum in TE of 1 – 9 and 10 – 19 in the  $s^{th}$  industry domain



For the non-certainty employment stratum in TE of 20-49 and 50-99, the adjusted weight ( $W'_{spj}$ ) is

$$W'_{spj} = \frac{N_{sp}}{n_{sp}} \times \frac{n_{sp}}{n'_{sp}} = \frac{N_{sp}}{n'_{sp}}$$

where:

- $N_{sp}$  = total number of establishments in the non-certainty employment stratum in TE of 20 – 49 and 50 – 99 for an industry domain within each region
- $n'_{sp}$  = number of responding establishments in the non-certainty employment stratum in TE of 20 – 49 and 50 – 99 for an industry domain within each region

## QUESTIONNAIRE DESIGN

### Survey Questionnaires

The 2017 ASPBI utilized seven types of questionnaires, each with a corresponding clearance number and an expiration date of 31 March 2019.

Table 11 shows the different types of questionnaire, their spot color, and assigned clearance numbers.

**TABLE 11 Types of Questionnaires**

Form Number	Form Title	Spot Color	Clearance Number	PSIC Section
ASPBI Form 1	Agriculture, Forestry and Fishing	Green	PSA-1812-01	A
ASPBI Form 2	Mining and Quarrying; Manufacturing	Yellow	PSA-1812-02	B, C
ASPBI Form 3	Electricity, Gas, Steam and Air Conditioning Supply; and Water Supply; Sewerage, Waste Management and Remediation Activities	Turquoise	PSA-1812-03	D, E
ASPBI Form 4	Construction	Orange	PSA-1812-04	F
ASPBI Form 5	Wholesale and Retail Trade; Repair of Motor Vehicles and Motorcycles	Red	PSA-1812-05	G
ASPBI Form 6	Financial and Insurance Activities	Silver	PSA-1812-06	K
ASPBI Form 7	Business and Services	Blue	PSA-1812-07	H, I, J, L, M, N, P, Q, R, S

The sample establishments also responded to the survey through the use of the web-based version of the 2017 ASPBI questionnaires which were accomplished online at the PSA website at <https://aspbi.psa.gov.ph>.

## Data Items

Table 12 shows the list of data items in the 2017 ASPBI questionnaires.

**TABLE 12 List of Data Items**

Item No.	Description
Cover Page	Name and Address of the Establishment and Its Reporting Unit
	Control Panel for Establishment Characteristics ( <i>For PSA Use Only</i> )
1	Business and Registered Name in 2017, Business Address, Company Website and Establishment Tax Identification Number (TIN)
2	Economic Activity or Business in 2017
3	Year Started Operation
4	Legal Organization in 2017
5	Economic Organization in 2017
6	Capital Participation as of 31 December 2017
7	Employment as of 15 November 2017
8	R&D Personnel as of 15 November 2017
9	Number of Production/Construction Workers as of 15 November 2017 (For ASPBI Forms 2, 3 and 4)
10	Total Hours Worked by Production/Construction Workers in 2017 (For ASPBI Forms 2, 3 and 4)
11	Income in 2017
12	Subsidies Received from the Government in 2017
13	Expense in 2017
14	Sales from E-commerce Transactions in 2017
15	Capital Expenditures, Sale and Book Value of Tangible Fixed Assets, including Losses and Damages in 2017
16	Capital Expenditures for All Tangible Fixed Assets by Mode of Acquisition in 2017
17	Capital Expenditures and Book Value for Intangible Assets in 2017
18	Total Assets as of 31 December 2017
19	Average Capacity Utilization Rate of the Establishments in 2017 (For ASPBI Form 2 and 3)
20	Inventories in 2017
21	Branches, Divisions, Plants Owned and Controlled (for Main Office)

## **SURVEY OPERATIONS**

The 2017 ASPBI comprised of the following major phases of operation: preparatory activities, training, field operations, data processing, tabulation, dissemination, and evaluation and documentation.

### **Preparatory Activities**

PSA officials, selected Economic Sector Statistics Service (ESSS) statisticians, Systems Development Division (SDD) and Service and Industry Census Division (SICD) staff undertook the planning activities for the 2017 ASPBI with the organization and creation of the Steering Committee.

The planning activities included the following: preparation of timetable of activities, budget preparation and logistics, questionnaire design and content, preparation of manuals (field operations and manual processing, MTS user, and machine processing), clearance process, preparation of sampling design, frame updating and sample selection, preparation of edit specifications and tabulation format and specifications, computer system design and program development, publicity campaign, printing of survey forms and manuals, preparation for shipment of survey materials, and other related activities.

The publicity campaign was done to inform and educate the general public on the basic information and importance of the 2017 ASPBI. It aimed to solicit support from government and non-government agencies, business organizations, and target respondents in the early submission of reports. Display of 2017 ASPBI streamers and posters were done in the central and field offices.

### **Training**

Training for the field operations and processing was done in two phases, as follows: (1) Training for Field Operations and Manual Processing, and (2) Training for Data Processing.

#### **Phase I - Training for Field Operations and Manual Processing**

Training for field operations and manual processing was done on three levels, as follows:

- Task force training. The first level of training was conducted from 20 to 22 February 2018. Field operation and processing procedures, technical and administrative aspects of the survey were discussed extensively in this training. It was attended by selected ESSS and SICD statisticians and SDD staff who served as trainers for the second and third level trainings.
- Second level training. This level of training was conducted any three days between 19 March to 06 April 2018 in all Regional Offices with participants in the first level training

as trainers. Provincial Statistics Officers, OICs, regional and provincial focal persons responsible for this survey participated in this training.

- Third level training. This training was conducted in all provinces and five districts of NCR any three days in April 2018 with participants in the second level training as trainers. Participants to this training were the Statistical Specialists, Statistical Analysts, Provincial Statistical Office (PSO) staff and hired Statistical Researchers (SRs).

## Phase II – Training for Machine Processing

Training for machine processing was done in two levels, as follows:

- Task force training. The first level of training for machine-data processing was conducted on 15 to 17 May 2018. Participants were the ESSS subject-matter staff and selected SDD staff.
- Second level training. Data processing, folioing, verification of error listing, and the different modules of the EDMS were discussed thoroughly in this training. A two-day training between 13 to 20 June 2018 was conducted where participants consisted of provincial focal persons, selected provincial staff, and hired SRs.

Workshops on edit and table formats and specifications were conducted and participated by subject-matter specialists and SDD staff responsible for the preparation of tabulation formats and specifications, as well as consistency and edit specifications for the seven types of questionnaires. The workshop on edit specifications was done from 16 to 19 April 2018, while the workshop on table specifications and format was on 07 to 09 August 2018.

## **Field Operations**

### Distribution of Questionnaires

Distribution of questionnaires for the 2017 ASPBI, including the 2017 SICT, was done by Statistical Specialists, Statistical Analysts, Provincial Statistical Office (PSO) staff, and hired SRs through personal delivery of the questionnaires to the sample establishments. This activity was done from 16 April to 11 May 2018.

### Collection and Field Editing of Questionnaires

Collection of data was done either through a self-administered questionnaire, personal interview, or online accomplishment of the web-based questionnaire.

Field editing of all collected questionnaires was done to ensure completeness and consistency of entries among data items to avoid revisits or callbacks. Collection and field editing of questionnaires was programmed starting 02 May to 13 July 2018.

### Supervision

The Regional Directors, Provincial Statistics Officers, and provincial focal persons conducted close supervision on the collection and editing of questionnaires to ensure the quality of data and completeness of survey returns.

### Receipt and Control

A Monitoring and Tracking System (MTS) developed by SDD was used by field offices to keep track of the distribution, collection, and transmittal of questionnaires. At the same time, a control list of sample establishments was made available where information on the status of the questionnaire was recorded.

The MTS was also utilized by ESSS-Receipt and Control Unit (RCU) to monitor the distribution, collection, and submission of questionnaires from the provincial offices to the Central Office. Consolidated progress reports and status reports were prepared regularly to inform the management and field offices on the progress of the survey operations.

## **Data Processing**

Processing or editing of accomplished questionnaires was done to check for the completeness, validity, consistency, and reasonableness of data. It consisted of two stages: manual processing and machine processing.

### Manual Processing

Manual processing of questionnaires was done on three levels, as follows:

- Field editing of data was done by Statistical Specialists, Statistical Analysts, Provincial Statistical Office (PSO) staff, and hired SRs upon collection of the accomplished questionnaire from the sampled establishment. The objective is to check for completeness and consistency of entries in the questionnaire, following the instructions provided in the Field Operations and Processing Manual. Any missing data was corrected at this stage as this can be immediately verified from the respondent.
- Verification of data was done by Provincial Staff upon receipt of the accomplished questionnaires from the field staff and hired SRs to check for the completeness as well as for the consistencies and validity of entries. In some instances, the staff

contacted directly the establishments through phone calls or sent email inquiries to verify some inconsistent or missing data.

- Review of accomplished questionnaires to check the consistency and reasonableness of entries and processing of consolidated reports were done by the ESSS subject-matter staff. Consolidated reports of enterprises were disaggregated at the firm level using ratios and proportions of the individual firms to the enterprise. Moreover, the review process validated the status of establishments that were non-responding and reported closed, cannot be located, transferred, and out of scope. Telephone inquiry was extensively utilized to verify information from the establishment's contact person. The Internet was also used to obtain information on the contact address and to research for information on the status of the establishment.

### Machine processing

Machine processing comprised of data entry, generation, and verification of structural and consistency edit, completeness check list, and summary file report. The PSOs were mainly responsible for data entry and validation, and encoding of updates while the CO for the analysis of completeness check and summary file reports, evaluation and analysis of data, and generation of statistical tables.

The EDMS, an online system designed and developed by the SDD staff was utilized to facilitate the processing of survey data from data entry up to the generation of statistical tables.

### Imputation Procedure

Data of non-responding establishments were imputed manually based on the established imputation methods. Sources of information were from previous reports of the same establishment or report of other responding establishments with similar characteristics, financial statements filed at the Securities and Exchange Commission, and other establishment-based censuses and surveys.

Out of scope, duplicate, and closed establishments in the certainty stratum were not imputed.

### **Tabulation**

Tabulation included generation and evaluation of preliminary and final statistical tables. The statistical tables were evaluated for internal and external consistency of data.

The statistical tables are presented at the national level for all employment sizes and establishments with TE of less than 20. For establishments with TE of 20 and over, the statistical tables were presented at the national and regional levels for all sectors. The statistical tables were further disaggregated by industry group and sub-class (3- and 5-digit PSIC levels).

The preliminary and final results of the survey were posted on the PSA website.

Table 13 shows the dates when the preliminary and final results by sector were posted on the website.

**TABLE 13 Dates of Web Posting of 2017 ASPBI Preliminary and Final Results by Sector**

Sector	Industry Description	Dates Posted at PSA Website	
		Preliminary Results	Final Results
A	Agriculture, Forestry and Fishing	29-Oct-19	05-Feb-20
B	Mining and Quarrying	31-Aug-19	30-Jan-20
C	Manufacturing	14-Nov-19	09-Mar-20
D	Electricity, Gas, Steam and Air Conditioning Supply	31-Aug-19	29-Nov-19
E	Water Supply, Sewerage, Waste Management and Remediation Activities	19-Jul-19	26-Feb-20
F	Construction	22-Oct-19	12-Feb-20
G	Wholesale and Retail Trade; Repair of Motor Vehicles and Motorcycles	17-Sep-19	27-Dec-19
H	Transportation and Storage	25-Jul-19	12-Oct-19
I	Accommodation and Food Service Activities	28-Jun-19	18-Sep-19
J	Information and Communication	18-Sep-19	12-Feb-20
K	Financial and Insurance Activities	10-Oct-19	02-Dec-19
L	Real Estate Activities	10Jun-19	21-Nov-19
M	Professional, Scientific and Technical Services	05-Jul-19	05-Nov-19
N	Administrative and Support Service Activities	14-Oct-19	04-Dec-19
P	Education	28-Jun-19	12-Oct-19
Q	Human Health and Social Work Activities	20-Jun-19	12-Oct-19
R	Arts, Entertainment and Recreation	04-Jun-19	25-Sep-19
S	Other Service Activities	06-Aug-19	14-Oct-19
All Sectors	Economy wide	13-Feb-20	22-Apr-20

## Statistical Disclosure Control

Section 26 of RA 10625 requires that data furnished by respondents be kept confidential. To avoid disclosure of information of individual establishment, statistical tables do not provide information for any sub-class wherein the number of establishments is less than three. Figures relating to such industries were either suppressed or combined with those of other related industries following the guidelines on statistical disclosure control of data for the establishments' survey.

## **Dissemination**

Survey results were disseminated through Special Releases posted at the PSA website, data dissemination seminars, and electronic copy of publication reports.

Special Releases for the 18 sectors and economy-wide preliminary and final results were made available to the general public at the PSA website prior to the availability of the publications. Refer to Table 13 for the dates when the special releases were posted on the PSA website.

Table 14 shows the publication volumes by sector.

**TABLE 14 Publication Volumes by Sector**

<b>Volume Number</b>	<b>Sector</b>
I	Agriculture, Forestry and Fishing
II	Mining and Quarrying
III	Manufacturing
IV	Electricity, Gas, Steam and Air Conditioning Supply
V	Water Supply, Sewerage, Waste Management and Remediation Activities
VI	Construction
VII	Wholesale and Retail Trade; Repair of Motor Vehicles and Motorcycles
VIII	Transportation and Storage
IX	Accommodation and Food Service Activities
X	Information and Communication
XI	Financial and Insurance Activities
XII	Real Estate Activities
XIII	Professional, Scientific and Technical Services
XIV	Administrative and Support Service Activities
XV	Education
XVI	Human Health and Social Work Activities

*Continued*



**TABLE 14 -- Concluded**

Volume Number	Sector
XVI	Human Health and Social Work Activities
XVII	Arts, Entertainment and Recreation
XVIII	Other Service Activities
XIX	Economy-Wide Results

**RESPONSE RATE**

The overall response rate at the national level was 88.9 percent.

Included are receipts of “good” questionnaires, partially accomplished questionnaires, consolidated reports, reports of closed, cannot be located, moved out or transferred, out of scope, refusals, duplicates, and referrals.

Table 15 shows the response rates by sector.

**TABLE 15 Response Rates by Sector**

Sector	Description	Number of Sample Establishments	Number of Responding Establishments	Response Rate (%)
	<b>Philippines</b>	<b>31,371</b>	<b>27,880</b>	<b>88.9</b>
A	Agriculture, Forestry and Fishing	1,171	1,054	90.0
B	Mining and Quarrying	280	242	86.4
C	Manufacturing	6,662	5,849	87.8
D	Electricity, Gas, Steam and Air Conditioning Supply	373	345	92.5
E	Water Supply, Sewerage, Waste Management and Remediation Activities	656	655	99.8
F	Construction	833	792	95.1
G	Wholesale and Retail Trade; Repair of Motor Vehicles and Motorcycles	7,092	6,286	88.6
H	Transportation and Storage	988	905	91.6
I	Accommodation and Food Service Activities	1,473	1,290	87.6
J	Information and Communication	3,896	3,528	90.6

*Continued*

**TABLE 15 – Concluded**

Sector	Description	Number of Sample Establishments	Number of Responding Establishments	Response Rate (%)
K	Financial and Insurance Activities	1,122	1,025	91.4
L	Real Estate Activities	352	271	77.0
M	Professional, Scientific and Technical Services	770	635	82.5
N	Administrative and Support Service Activities	2,386	2,048	85.8
P	Education	1,344	1,216	90.5
Q	Human Health and Social Work Activities	847	723	85.4
R	Arts, Entertainment and Recreation	387	340	87.9
S	Other Service Activities	739	676	91.5

The total sample establishments that responded to this survey totaled 27,880. Of this, 948 or 3.0 percent responded through the use of online 2017 ASPBI questionnaires via the PSA website.

Table 16 shows the breakdown of the number of questionnaires accomplished online by sector.

**TABLE 16 Number of Questionnaires Accomplished Online by Sector**

Sector	Number of Questionnaires	Percent to Total Samples	Sector	Number of Questionnaires	Percent to Total Samples
<b>Total</b>	<b>948</b>	<b>3.0</b>			
A	24	2.0	J	85	2.2
B	10	3.6	K	53	4.7
C	206	3.1	L	19	5.4
D	35	9.4	M	22	2.9
E	48	7.3	N	46	1.9
F	23	2.8	P	54	4.0
G	217	3.1	Q	31	3.7
H	26	2.6	R	9	2.3
I	25	1.7	S	15	2.0

## CONCEPTS AND DEFINITIONS

**Amortization** refers to the deduction of capital expenses over a specific period, usually over the asset's life. More specifically, it measures the consumption of the value of intangible assets, such as a patent or copyright.

**Book value** is the initial value or acquisition cost of tangible and intangible fixed assets less accumulated depreciation, and amortization, respectively.

**Capital participation** refers to the claims of individuals, foreign and/or local investors against capital/equity.

**Capital expenditures** refer to the cost of acquisition of tangible fixed assets, intangible assets, and non-produced assets acquired in 2017 whether or not full payments have been made. Assets received from other establishments belonging to the same enterprise are valued as though purchased.

**Cost of goods sold** represents the total value of goods purchased for resale plus the beginning inventory of goods for resale less ending inventory of goods for resale.

**Depreciation** is the total amount set aside for the year to cover the decreases in the value of tangible fixed assets owned by the establishment because of foreseen obsolescence, wear and tear as a result of the operation and the normal amount of accidental damage.

**E-commerce** refers to the selling of products or services over electronic systems such as the Internet Protocol-based networks and other computer networks, Electronic Data Interchange (EDI) network, or other online systems.

**Economic activity** is the establishment's source of income. If the establishment is engaged in several activities, its main economic activity is that which earns the biggest income or revenue.

**Expense** refers to the cost incurred by the establishment during the year whether paid or payable. This is treated on a consumed basis. Valuation is at purchaser price including taxes and other charges, net of rebates, returns, and allowances. Goods and services received by the establishment from other establishments of the same enterprise are valued as though purchased.

**Gross addition to tangible fixed assets** is equal to capital expenditures less sale of fixed assets, including land.

**Gross salaries and wages** are payments in cash or in kind to all employees, prior to deductions for employee's contributions to SSS/GSIS, withholding tax, etc. Included are total basic pay, overtime pay, and other benefits.

**Income or revenue** includes cash received and receivables for goods/products and by-products sold and services rendered. Valuation is at producer prices (ex-establishment), net of discounts, and allowances, including duties and taxes but excluding subsidies.

**Intangible assets** are assets that are not physical in nature. Corporate intellectual property such as patents, trademarks, copyrights, and business methodologies; goodwill; and brand recognition are all common intangible assets. This type of asset also includes mineral exploration; computer software and databases; and entertainment, literary and artistic originals.

**Intermediate expense** refers to expenses incurred in the production of goods and industrial services such as raw materials, other materials and supplies purchased, fuels purchased, electricity and water purchased, and industrial services done by others plus beginning inventory of raw materials, other materials, and supplies and fuels less ending inventory of raw materials, other materials and supplies, and fuels.

**Inventories** refer to the stock of goods owned by and under the control of the establishment as of a fixed date, regardless of where the stocks are located. Valuation should be at current replacement cost in purchaser (market) prices. Replacement cost is the cost of an item in terms of its present price rather than its original cost.

**Finished product inventory** refers to the value of products produced by the establishment that is ready for sale/shipment as of a reference date. Valuation is at producer price.

**Work-in-progress inventory** refers to the value of products produced by the establishment that has not yet reached the final desired state and is not ready for sale or shipment. Valuation is at producer price.

**Change in inventories** is equivalent to the value of inventories at the end of the year less the value of inventories at the beginning of the year.

**Losses and damages** refer to the decrease in the book value of tangible fixed assets due to theft, a major catastrophe, and other accidental destructions.

**Major alterations and improvements** are done to increase the performance or capacity of existing tangible fixed assets or to significantly extend their previous expected service lives.

**New tangible fixed assets** refer to brand new fixed assets acquired during the year, including directly or newly imported tangible fixed assets.

**Number of hours worked by production workers** refers to the number of hours spent by production workers at work for the whole year of 2017.

**Other taxes on production** refer to taxes paid by the producer due to production. Includes business licenses, real estate tax, road tax, environmental tax, and other taxes except for income tax.

**Sale of tangible fixed assets** refers to the actual amount received/realized (**not** book value) from the sale of tangible fixed assets during the year including the value of tangible fixed assets transferred to other establishments of the same enterprise.

**Subsidies** refer to special grants received from the government in the form of financial assistance or tax exemption or tax privilege given by the government to aid and develop an industry.

**Tangible fixed assets** are physical assets expected to have productive lives of more than one year and intended for use and/or being used by the establishment. Include under tangible fixed assets are land, buildings, other structures and land improvements, transport equipment, machinery and other equipment, furniture, fixtures, and other fixed assets.

**Tangible fixed assets produced on own account** refer to the physical assets produced by the establishment for its own use. It is valued as the cost of all work put in place, including overhead.

**Taxes on products** refer to taxes paid on products by the producer or by the purchaser of the product. Taxes on products may refer to any of the following such as import tax, export tax, excise tax, value added tax, sales tax, gross receipts tax, and others.

**Total employer's contribution to SSS/GSIS, ECC, etc** refer to payments made by the employer on behalf of the employees. Examples are SSS, GSIS, Employees Compensation Commission (ECC), Philhealth, and PAG-IBIG.

**Total employment** is the number of persons who worked in or for the establishment as of 15 November 2017.

**Paid employees** are all persons working in the establishment and receiving pay, as well as those working away from the establishment paid by and under the control of the establishment. Included are all employees on sick leave, paid vacation, or holiday. Excluded are consultants, home workers, receiving pure commissions only, and workers on indefinite leave.

**Unpaid workers** are persons working for at least one-third of the working time normal to the establishment and do not receive regular pay.

**Working owners** are owners who are actively engaged in the management but do not receive regular pay, i.e. not included in the payrolls. Managers and directors of corporations working for pay are reported as managers.

**R&D personnel** refers to any and all persons employed directly under R&D as well as those providing direct services such as R&D managers, administrators, and clerical staff. R&D personnel are classified into three categories: researchers, technicians, and other personnel involved in R&D.

**Production workers** are workers directly engaged in the production process.

**Used tangible fixed assets** refer to those that have been used previously within the country.

**Value added** is gross output less intermediate input. *Gross output* for Human Health and Social Work Activities sector is the sum of income from service rendered, commissions and fees earned, income from non-industrial service done for others (less rent income from land), sales of goods (less cost of goods sold), grants and donations, other income, capital expenditures of fixed assets produced on own account and change in inventories. *Intermediate input* is the sum of the following expense items: materials and supplies purchased; fuels, lubricants, oils and greases purchased; electricity purchased, water purchased; industrial services done by others; non-industrial services done by others (less rent expense for land); goods purchased for resale; research and development expense; environmental protection expense; royalty fee; franchise fee; and other expense.

## Kinds of Establishments

- |                              |  |
|------------------------------|--|
| 1. Agriculture Establishment | Farm, plantation, hacienda, ranch, or company engaged in the production of agricultural crops, livestock, poultry and other animals including animal products; firm providing agricultural, animal husbandry and horticultural services. |
| 2. Forestry Establishment    | Company engaged in logging operation; planting, replanting and conservation of forest; hunting, trapping and game propagation.   |
| 3. Fishing Establishment     | Firm or company engaged in ocean, coastal and inland fishing; operation of fish farm, fishpond, fish pen; pearl farm and other fishing activities.   |
| 4. Mining Establishment      | Mining camp engaged in the exploration, extraction, dressing and beneficiating operation of minerals such as coal and ores, crude petroleum and natural gas.   |
| 5. Quarrying Establishment   | Firm or company engaged in the extraction from the earth of building and monumental stone, clay, sand and gravel; guano gathering and salt evaporation.  |

- 
- |   |   |
|---|---|
| 6. Manufacturing Establishment                          | Shop, factory, bakery, millwork, distillery, refinery, cannery, abattoir, brewery, foundry, tannery or plant engaged in manufacturing, processing, fabricating or finishing products, mechanically or manually, including the assembly of the component parts of manufactured products and the substantial alteration, reconstruction and repair of special types of goods.                                       |
| 7. Electricity Establishment                            | Plant engaged in the generation, transmission, and/or distribution of electric energy for sale to users, or one, which produces electricity for its parent enterprise.  |
| 8. Gas, Steam and Air Conditioning Supply Establishment | Plant engaged in the manufacture of gas, in gas works and the distribution of manufactured or natural gas through a system of mains to users: steam, air conditioning supply; production of ice.  |
| 9. Construction Establishment                           | General contractor engaged in the construction, repair or demolition of buildings, highways, airports and other structures; land leveling; earth moving and land reclamation; specialty contractor engaged in specialized trade or craft like electrical installation, plumbing, painting, air conditioning, well drilling, installation of doors and windows and other work on component parts of the structure. |
| 10. Wholesale Trade and Commission Trade Establishment  | Store, shop, office, bazaar, arcade or emporium engaged in (a) resale (sale without transformation) of new and used goods (in bulk) to retailers, industrial/commercial/institutional/professional users, or to other wholesalers and (b) trading on behalf and on the account of others.   |
| 11. Retail Trade Establishment                          | Department store, hyper-mart, convenience store, variety store, shop, mart, bazaar, sari-sari store, pharmacy, supermarket, grocery, arcade or emporium engaged in the resale (sale without transformation) of new and used goods to the general public.  |
| 12. Repair Service Establishment                        | Shop specializing in the repair of motor vehicles and motorcycles.  |
| 13. Food and Drinks Service Establishment               | Restaurant, bar, lounge, salon, parlor, kiosk, club, counter, café, canteen engaged in the sale of prepared food and drinks generally for consumption within the premises.  |
| 14. Accommodation Establishment                         | Hotel, motel, resort, inn, lodge, condotel, camp, dormitory or lodging house and other short-term accommodation engaged in the provision of lodging facilities, to the general public on lease, rental or fee basis.  |

- |  |   |
|--|---|
| 15. Transport Establishment  | Bus line, airline, shipping line, agency, broker or transport operator engaged in providing (a) vehicles for the transport to passenger or freight through regular scheduled operation, charter, rental or fee basis, and (b) services incidental to transport such as maintenance and operation of piers, terminals, depots; pilotage, forwarding, packing and crating; parking lots, toll roads and bridges; cargo handling; postal and courier services. |
| 16. Storage and Warehousing Establishment                                | Brokerage, agency or office engaged in the operation of storage facilities and warehouse for hire by the general public for storage of such items as farm products, food, furniture, and other household goods, textiles and lumber; warehousing and support activities for transportation.   |
| 17. Telecommunication Establishment                                      | Station, office or agency engaged in the transmission of sound, images, data or other information via cables, broadcasting, relay, or satellite.  |
| 18. Financial Establishment  | Bank, savings and loan association, credit institution, pawnshop, financial institution, trust company, investment company, pawn broker, or institution engaged in accepting of deposits, granting loans and the investment of money; dealer, broker or office engaged in investment research and counseling, check cashing, stock quotation, foreign exchange dealing and other financial services.  |
| 19. Insurance, Pre-Need Plan Companies and Pension Funding Establishment | Life insurance companies; non-life insurance for fire, marine, accident, health, title, financial obligation, casualty, fidelity and surety; agents and brokers servicing insurance carriers, consultant for policyholders; fund managers.  |
| 20. Real Estate Establishment  | Realtor, developer, agency, broker, lessor or companies engaged in the operating, developing, subdividing, buying and selling of real estate including cemetery lots and columbarium.   |
| 21. Professional, Scientific and Technical Activities Establishment      | Office, agency or firm engaged in (a) legal, accounting, bookkeeping; (b) scientific research and development; (c) advertising and market research, specialized design activities; (d) activities of head offices, management consultancy; (e) photographic activities; (f) architectural and engineering, technical testing and analysis, land surveying and weather forecasting, and (g) veterinary services.   |



- |   |   |
|---|---|
| 22. Educational Service Establishment                                   | School, college, university or seminary offering educational services.  |
| 23. Administrative and Support Service Activities Establishment         | Rental and leasing of machinery and equipment (motor vehicles, transport equipment, personal and household goods, recreational and sport goods, audio-video machines, tapes and records, computer and computer peripheral equipment and electrical appliances); labor recruitment and provision of personnel; travel agency, tour operator, reservation services; security and investigation agency; transcription activities (legal and medical); call centers; services to buildings; landscape and pest control activities; office administrative and other business activities. |
| 24. Human Health and Social Work Activities Establishment               | A clinic, hospital, sanitarium, nursing home or a similar institution offering medical, dental and other health services; a home orphanage, society, center or agency engaged in providing social welfare services; residential care, social work activities without accommodation.   |
| 25. Arts, Recreational and Cultural Service Establishment               | Motion picture producer, booking agency, movie house, theater, radio and television station and studio, stage and opera company, band, orchestra, ticket agency, library, museum, dance hall, bowling alley, park, beach, swimming pool, sports club, gallery, skating rink race track or golf course engaged in providing entertainment, amusement and recreational services.  |
| 26. Personal Service, Computer and Household Goods Repair Establishment | Shop specializing in the repair of consumer goods like footwear, luggage, handbags, gloves and other leather goods; repair of computers, communications equipment, consumer electronics, furniture, home and garden equipment, household appliances; laundry shop, barber shop, massage clinic, beauty parlor, funeral parlor, fortune telling shop, pet boarding, escort service and other personal and household goods engaged in rendering various specialized service to the general public   |

### **Symbols and Abbreviations Used in Statistical Tables**

- s       suppressed data to avoid disclosure of individual establishment's data  
 }       combined data of two or more industries or regions  
 -       zero  
 ()      negative value  
 n.e.c   not elsewhere classified

## SECTION Q – HUMAN HEALTH AND SOCIAL WORK ACTIVITIES

**Human Health and Social Work Activities** includes the provision of health and social work activities, involving a wide range of activities, starting from health care provided by trained medical professionals in hospitals and other facilities, over residential care activities that still involve a degree of health care activities to social work activities without any involvement of health care professionals as defined in the 2009 Philippine Standard Industrial Classification (2009 PSIC).

There are nine (9) industry groups comprising human health and social work activities namely:

1. **Hospital activities (Q861)** includes short-or-long-term hospital activities, i.e. medical, diagnostic and treatment activities, of general hospitals (e.g. community and regional hospitals, hospital of non-profit organizations, university hospitals, military-base and prison hospitals) and specialized hospitals (e.g. mental health and substance abuse hospitals, hospitals for infectious diseases, maternity hospitals, specialized sanatoria). The activities which are chiefly directed to inpatients are carried out under the direct supervision of medical doctors and include services of medical and paramedical staff, services of laboratory and technical facilities, including radiologic and anaesthesiologic services, emergency room services, provision of operating room services, pharmacy services, food and other hospital services, services of family planning centers providing medical treatment such as sterilization and termination of pregnancy, with accommodation.
2. **Medical and dental practice activities (Q862)** includes medical consultation and treatment in the field of general and specialized medicine by general practitioners and medical specialists and surgeons, dental practice activities of a general or specialized nature, e.g. dentistry, endodontic and pediatric dentistry; oral pathology, orthodontic activities and family planning centers providing medical treatment such as sterilization and termination of pregnancy, without accommodation. These activities can be carried out in private practice, group practices and in hospital outpatient clinics and in clinics such as those attached to firms, schools, homes for the aged, labour organizations and fraternal organizations, as well as in patient's home. It also includes dental activities in operating rooms and private consultants services to inpatients.
3. **Other human health activities (Q869)** includes activities for human health not performed by hospitals or by medical doctors or dentists. These activities may be carried out in health clinics such as those attached to firms, schools, homes for the aged, labour organizations and fraternal organizations and in residential health facilities other than hospitals, as well as in own consulting rooms, patient's homes or elsewhere. These activities do not involve medical treatment, It also includes activities of dental paramedical personnel such as dental therapists, school dental nurses and dental hygienists, who may work remote from, but are periodically supervised by the dentist, activities of medical laboratories such as: X-ray laboratories and other diagnostic imaging centers; blood analysis laboratories, activities of blood banks, sperm banks, transplant organ banks, etc.,

and ambulance transport of patients by any mode of transport including airplanes. These services are often provided during a medical emergency.

4. **Residential nursing care facilities (Q871)** includes activities of homes for the elderly with nursing care, convalescent homes, rest homes with nursing care, nursing care facilities and nursing homes.
5. **Residential care activities for mental retardation, mental health and substance abuse (Q872)** includes the provision of residential care (but not licensed hospital care) to people with mental retardation, mental illness, or substance abuse problems. Facilities provide room, board, protective supervision and counselling and some health care. It also includes provision of residential care and treatment for patients with mental health and substance abuse illnesses. It also includes activities of facilities for treatment of alcoholism and drug addiction, psychiatric convalescent homes, residential group homes for the emotionally disturbed, mental retardation facilities and mental health halfway houses.
6. **Residential care activities for the elderly and disabled (Q873)** includes the provision of residential and personal care services for the elderly and disabled who are unable to fully care for themselves and/or who do not desire to live independently. The care typically includes room, board, supervision and assistance in daily living, such as housekeeping services. In some instances these units provide skilled nursing care for residents in separate on-site facilities. It also includes activities of assisted-living facilities, continuing care retirement communities, homes for the elderly with minimal nursing care and rest homes without nursing care.
7. **Other residential care activities, n.e.c. (Q879)** includes the provision of residential and personal care services for persons, except the elderly and disabled, who are unable to fully care for themselves or who do not desire to live independently. It also includes activities provided on a round-the-clock basis directed to provide social assistance to children and special categories of persons with some limits on ability for self-care, but where medical treatment or education are not important elements. The activities may be carried out by public or private organizations. It also includes activities of halfway group homes for persons with social or personal problems and disciplinary camps.
8. **Social work activities without accommodation for the elderly and disabled (Q881)** includes social, counselling, welfare, referral and similar services which aimed at the elderly and disabled in their homes or elsewhere and carried out by government offices or by private organizations, national or local self-help organizations and by specialists providing counselling services.
9. **Other social work activities without accommodation, n.e.c. (Q889)** includes social counselling, welfare, refugee and referral and similar services which are delivered to individuals and families in their homes or elsewhere and carried out by government offices or by private organizations, disaster relief organizations and national or local self-help organizations and by specialists providing counselling services.

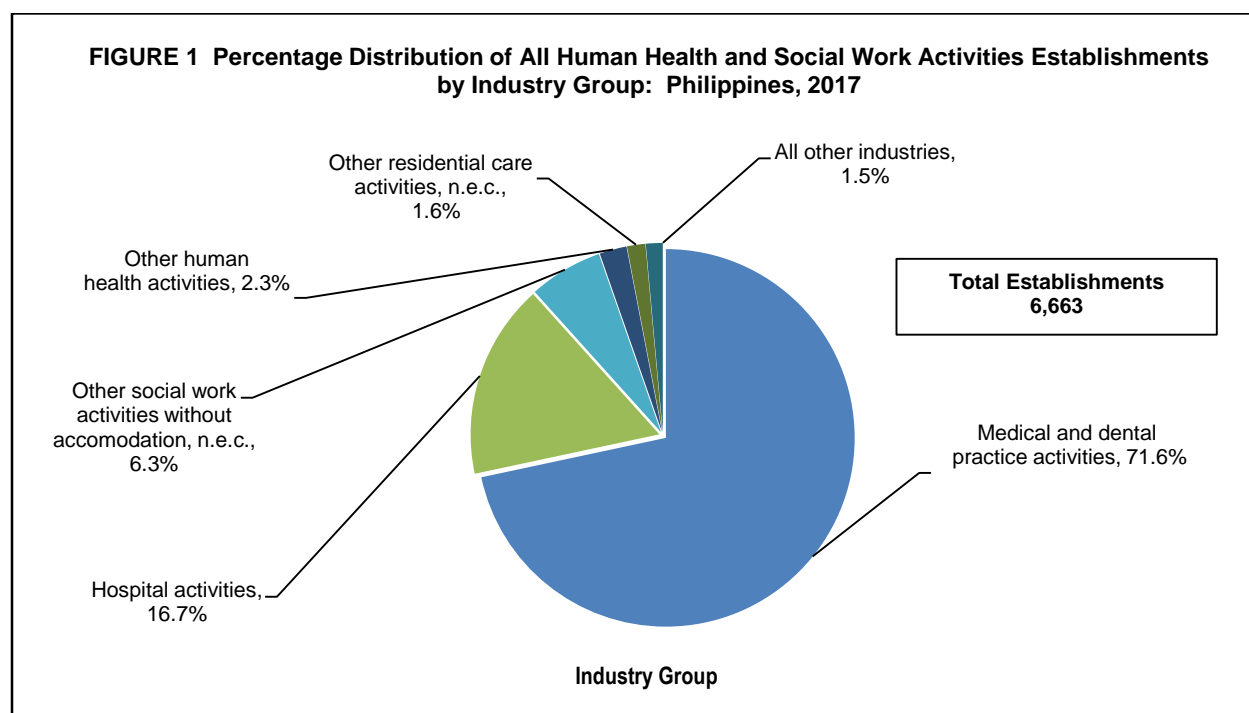
## Brief Analysis

### Number of Establishments

The final results of the Annual Survey of Philippine Business and Industry (ASPBI) showed that a total of 6,663 establishments in the formal sector of the economy were engaged in human health and social work activities in 2017 (Table 1).

Among the industry groups, medical and dental practice activities led the sector with 4,774 establishments or 71.6 percent of the total. This was followed by hospital activities with 1,112 establishments (16.7%) and other social work activities without accommodation, n.e.c. with 421 establishments or 6.3 percent (Table 1).

Figure 1 shows the percentage distribution of all human health and social work establishments by industry group in 2017.

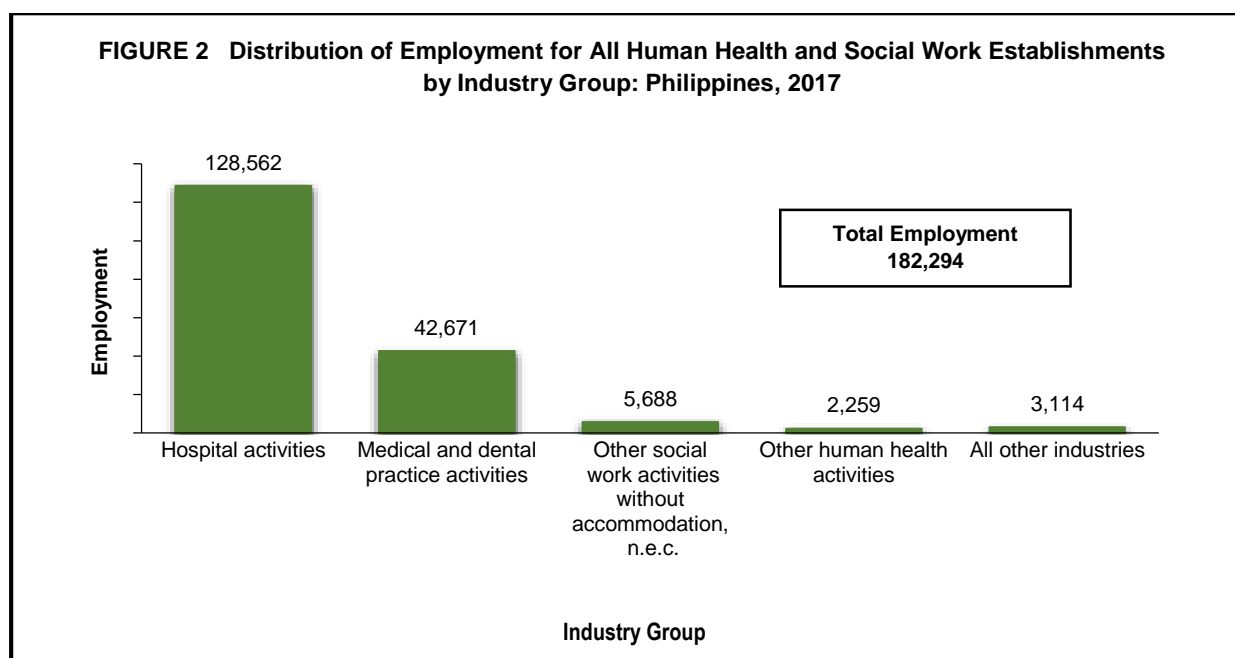


### Employment

The total employment of the sector reached 182,294 workers in 2017. Of the total workforce, 179,514 workers or 98.5 percent were paid employees while the remaining were working owners and unpaid workers (Table 1).

By industry group, hospital activities employed the highest number of workers of 128,562 or 70.5 percent of the total employment. Medical and dental practice activities, and other social work activities without accommodation, n.e.c. followed with 42,671 workers (23.4%) and 5,688 workers (3.1%), respectively (Table 1).

Figure 2 shows the distribution of employment of all human health and social work establishments by industry group in 2017.



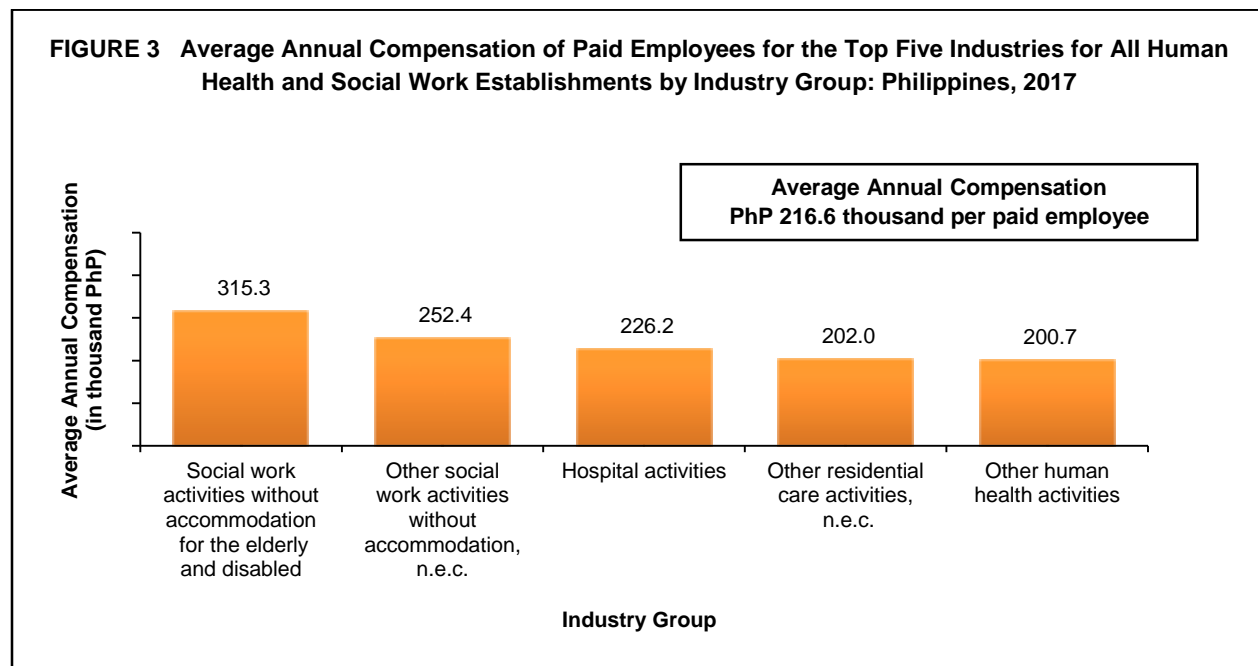
The sector recorded an average of 27 workers per establishment with hospital activities posting the highest average of 116 workers per establishment. This was followed by social work activities without accommodation for the elderly and disabled with 17 workers per establishment (Table A).

## Compensation

The sector paid a total compensation of PhP 38.9 billion to its employees in 2017. This translates to an average annual compensation of PhP 216.6 thousand per paid employee (Table 1 and Table A).

By industry group, social work activities without accommodation for the elderly and disabled paid the highest average annual compensation of PhP 315.3 thousand per paid employee. Other social work activities without accommodation, n.e.c. followed with an average annual pay of PhP 252.4 thousand per paid employee. On the other hand, residential care activities for the elderly and disabled paid the lowest average annual compensation of PhP 118.3 thousand per paid employee (Table A).

Figure 3 shows the average annual compensation of paid employees for the top five industries for all establishments of the sector by industry group in 2017.



## Income and Expense

The total income generated by the sector reached PhP 194.9 billion in 2017. Hospital activities contributed the highest share to total income, amounting to PhP 138.9 billion or 71.3 percent (Table 1).

On the other hand, total expense incurred by the sector amounted to PhP 165.8 billion. Among the industries, hospital activities incurred the highest expense of PhP 117.0 billion (70.5%). This was followed by medical and dental practice activities, and other social work activities without accommodation, n.e.c. with PhP 32.9 billion (19.8%) and PhP12.5 billion (7.6%), respectively (Table 1).

The sector generated an income per peso expense of 1.18 in 2017. This means that for every peso spent in the business operations of the sector, an income of PhP 1.18 was generated. By industry, other residential care activities, n.e.c. generated the highest income per peso expense of 1.42 (Table A).

## Value Added

The total value added generated by the sector was estimated at PhP 86.6 billion in 2017 (Table 1).

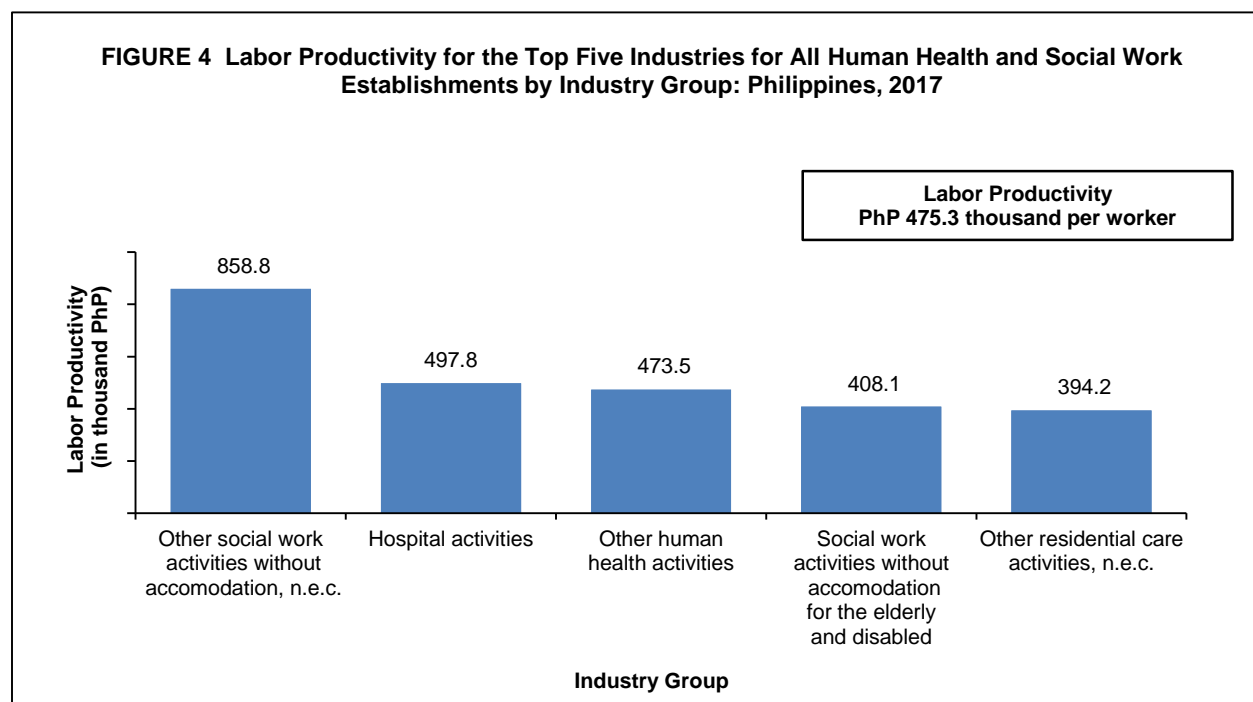
Among the industries, hospital activities posted the highest value added amounting to PhP 64.0 billion or 73.9 percent of the total (Table 1).

## Labor Productivity

The labor productivity, defined as the ratio of value added to total employment, was estimated at PhP 475.3 thousand per worker in 2017 (Table A).

By industry group, other social work activities without accommodation, n.e.c. emerged as the most labor productive industry with PhP 858.8 thousand per worker. This was followed by hospital activities with labor productivity of PhP 497.8 thousand per worker (Table A).

Figure 4 shows the labor productivity for the five most labor productive industries for all establishments of the sector by industry group in 2017.



## **Gross Additions to Tangible Fixed Assets**

The gross additions to tangible fixed assets (capital expenditures less sale of fixed assets) acquired by all human health and social work activities establishments was valued at PhP 12.6 billion in 2017 (Table 1).

Among the industries, hospital activities acquired the highest gross additions to tangible fixed assets of PhP 11.8 billion (93.3%). Medical and dental practice activities ranked second with PhP 723.7 million (5.7%). Other social work activities without accommodation, n.e.c. placed third with PhP 78.5 million or 0.6 percent (Table 1).

## **Change in Inventories**

The change in inventories, defined as the value of ending less beginning inventory, amounted to PhP 2.2 billion in 2017 (Table 1).

Hospital activities had the highest change in inventories of PhP 2.0 billion (92.3%). Medical and dental practice activities followed far behind with PhP 149.0 million (6.8%). Completing the top three industries was other social work activities without accommodation, n.e.c. with recorded change in inventories of PhP 9.6 million or 0.4 percent (Table 1).

## **Subsidies**

The total subsidies granted by the government to support the business operations of the sector amounted to PhP 132.9 million in 2017 (Table 1).

Hospital activities received more than half of the total subsidies granted by the government worth PhP 79.5 million (59.8%). Other social work activities without accommodation, n.e.c. followed, receiving PhP 45.4 million (34.1%) subsidy (Table 1).



TABLE A Selected Indicators for All Human Health and Social Work Activities Establishments by Industry Group: Philippines, 2017

2009 PSIC Code	Industry Description	Employment per Establishment	Average Annual Compensation (PhP)	Income per Expense	Labor Productivity (PhP)
		(1)	(2)	(3)	(4)
<b>Q</b>	<b>Human Health and Social Work Activities</b>	<b>27</b>	<b>216,605</b>	<b>1.18</b>	<b>475,261</b>
Q861	Hospital activities	116	226,202	1.19	497,798
Q862	Medical and dental practice activities	9	183,863	1.15	364,742
Q869	Other human health activities	15	200,653	1.30	473,509
Q871	Residential nursing care facilities	14	142,298	1.29	341,618
Q872	Residential care activities for mental retardation, mental health and substance abuse	16	177,201	1.04	316,917
Q873	Residential care activities for the elderly and disabled	15	118,288	1.14	159,377
Q879	Other residential care activities, n.e.c.	15	201,962	1.42	394,210
Q881	Social work activities without accommodation for the elderly and disabled	17	315,299	1.07	408,083
Q889	Other social work activities without accommodation,	14	252,410	1.10	858,837

# **Statistical Tables**

**for**

**All Employment Sizes**

**National Tables**



TABLE 1 Summary Statistics for All Human Health and Social Work Activities Establishments by Industry Group: Philippines, 2017

(Values are in thousand pesos, except for number of establishments and employment. Details may not add-up to total due to rounding and/or statistical disclosure control.)

2009 PSIC Code	Industry Description	Number of Establishments	Employment as of 15 November		Total Income	Expense		
			Total	Paid Employees		Total	Compensation	Other Expense
		(1)	(2)	(3)	(4)	(5)	(6)	(7)
Q	Human Health and Social Work Activities	6,663	182,294	179,514	194,916,956	165,785,361	38,883,716	126,901,645
Q861	Hospital activities	1,112	128,562	127,885	138,943,769	116,959,087	28,927,906	88,031,181
Q862	Medical and dental practice activities	4,774	42,671	40,943	37,849,281	32,897,499	7,527,906	25,369,594
Q869	Other human health activities	155	2,259	2,242	2,331,276	1,793,288	449,863	1,343,425
Q871	Residential nursing care facilities	5	68	47	36,927	28,556	6,688	21,868
Q872	Residential care activities for mental retardation, mental health and substance abuse	73	1,136	1,092	644,975	622,097	193,504	428,593
Q873	Residential care activities for the elderly and disabled	5	77	66	21,318	18,751	7,807	10,944
Q879	Other residential care activities, n.e.c.	105	1,616	1,401	1,069,500	751,799	282,949	468,849
Q881	Social work activities without accommodation for the elderly and disabled	13	216	211	177,694	165,657	66,528	99,129
Q889	Other social work activities without accommodation, n.e.c.	421	5,688	5,627	13,842,217	12,548,626	1,420,565	11,128,062

2009 PSIC Code	Industry Description	Value Added	Gross Additions to Tangible Fixed Assets	Change in Inventories	Subsidies	Sales from E-commerce
		(8)	(9)	(10)	(11)	(12)
<b>Q</b>	<b>Human Health and Social Work Activities</b>	<b>86,637,272</b>	<b>12,643,420</b>	<b>2,203,049</b>	<b>132,866</b>	<b>-</b>
Q861	Hospital activities	63,997,916	11,792,305	2,033,151	79,466	-
Q862	Medical and dental practice activities	15,563,926	723,661	149,020	-	-
Q869	Other human health activities	1,069,657	42,112	4,204	-	-
Q871	Residential nursing care facilities	23,230	939	-	-	-
Q872	Residential care activities for mental retardation, mental health and substance abuse	360,018	1,530	(556)	-	-
Q873	Residential care activities for the elderly and disabled	12,272	-	62	450	-
Q879	Other residential care activities, n.e.c.	637,043	1,320	6,038	5,789	-
Q881	Social work activities without accommodation for the elderly and disabled	88,146	3,064	1,573	1,800	-
Q889	Other social work activities without accommodation, n.e.c.	4,885,066	78,489	9,557	45,361	-

**TABLE 2 Number of Establishments and Employment by Type and Sex for All Human Health and Social Work Activities Establishments  
by Industry Group: Philippines, 2017**

*(Details may not add up to total due to rounding and/or statistical disclosure control)*

2009 PSIC Code	Industry Description	Number of Establishments	Employment as of 15 November					
			Total		Paid		Unpaid	
			Male	Female	Male	Female	Male	Female
			(1)	(2)	(3)	(4)	(5)	(6)
Q	Human Health and Social Work Activities	6,663	60,043	122,251	58,720	120,794	1,323	1,457
Q861	Hospital activities	1,112	44,749	83,813	44,537	83,348	212	466
Q862	Medical and dental practice activities	4,774	10,847	31,824	9,804	31,139	1,043	686
Q869	Other human health activities	155	670	1,589	664	1,578	6	11
Q871	Residential nursing care facilities	5	22	46	19	28	3	18
Q872	Residential care activities for mental retardation, mental health and substance abuse	73	490	646	474	617	16	29
Q873	Residential care activities for the elderly and disabled	5	29	48	29	37	-	11
Q879	Other residential care activities, n.e.c.	105	489	1,127	464	938	26	190
Q881	Social work activities without accommodation for the elderly and disabled	13	56	160	54	157	2	3
Q889	Other social work activities without accommodation, n.e.c.	421	2,690	2,998	2,674	2,953	16	44

**TABLE 2.1 Number of Establishments and Research and Development (R&D) Personnel by Sex for All Human Health and Social Work Activities  
Establishments by Industry Group: Philippines, 2017**

*(Details may not add up to total due to rounding and/or statistical disclosure control)*

2009 PSIC Code	Industry Description	Number of Establishments	R & D Personnel as of 15 November		
			Total	Male	Female
		(1)	(2)	(3)	(4)
<b>Q</b>	<b>Human Health and Social Work Activities</b>	<b>6,663</b>	<b>352</b>	<b>71</b>	<b>280</b>
Q861	Hospital activities	1,112	166	68	98
Q862	Medical and dental practice activities	4,774	182	1	181
Q869	Other human health activities	155	4	2	2
Q871	Residential nursing care facilities	5	-	-	-
Q872	Residential care activities for mental retardation, mental health and substance abuse	73	-	-	-
Q873	Residential care activities for the elderly and disabled	5	-	-	-
Q879	Other residential care activities, n.e.c.	105	-	-	-
Q881	Social work activities without accommodation for the elderly and disabled	13	-	-	-
Q889	Other social work activities without accommodation, n.e.c.	421	-	-	-

**TABLE 3 Number of Establishments and Compensation by Type for All Human Health and Social Work Activities Establishments  
by Industry Group: Philippines, 2017**

*(Values are in thousand pesos, except for number of establishments. Details may not add-up to total due to rounding and/or statistical disclosure control.)*

2009 PSIC Code	Industry Description	Number of Establishments	Compensation			
			Total	Gross Salaries and Wages	Separation, Retirement/Terminal Pay, Gratuities, etc.	Total Employers' Contribution to SSS/GSIS, ECC, etc.
		(1)	(2)	(3)	(4)	(5)
<b>Q</b>	<b>Human Health and Social Work Activities</b>	<b>6,663</b>	<b>38,883,716</b>	<b>34,958,050</b>	<b>1,451,355</b>	<b>2,474,311</b>
Q861	Hospital activities	1,112	28,927,906	26,047,118	1,134,240	1,746,549
Q862	Medical and dental practice activities	4,774	7,527,906	6,874,333	108,342	545,231
Q869	Other human health activities	155	449,863	331,872	94,364	23,626
Q871	Residential nursing care facilities	5	6,688	5,949	-	739
Q872	Residential care activities for mental retardation, mental health and substance abuse	73	193,504	168,401	7,879	17,225
Q873	Residential care activities for the elderly and disabled	5	7,807	7,061	-	747
Q879	Other residential care activities, n.e.c.	105	282,949	259,574	6,289	17,086
Q881	Social work activities without accommodation for the elderly and disabled	13	66,528	56,691	7,990	1,847
Q889	Other social work activities without accommodation, n.e.c.	421	1,420,565	1,207,051	92,252	121,261

**TABLE 4 Number of Establishments and Income by Type for All Human Health and Social Work Activities Establishments  
by Industry Group: Philippines, 2017**

*(Values are in thousand pesos, except for number of establishments. Details may not add-up to total due to rounding and/or statistical disclosure control.)*

2009 PSIC Code	Industry Description	Number of Establishments	Income				
			Total	Income from Service Rendered	Commissions and Fees Earned	Income from Non-Industrial Services Done for Others	Sale of Goods
Q	Human Health and Social Work Activities	6,663	194,916,956	139,263,404	161,483	2,499,091	36,427,041
Q861	Hospital activities	1,112	138,943,769	103,352,505	147,105	1,806,759	32,035,796
Q862	Medical and dental practice activities	4,774	37,849,281	33,067,122	286	131,163	4,111,675
Q869	Other human health activities	155	2,331,276	2,188,809	4,336	26,123	-
Q871	Residential nursing care facilities	5	36,927	24,029	-	-	-
Q872	Residential care activities for mental retardation, mental health and substance abuse	73	644,975	316,320	1	1,350	14,616
Q873	Residential care activities for the elderly and disabled	5	21,318	1,669	-	546	-
Q879	Other residential care activities, n.e.c.	105	1,069,500	312,950	-	30,918	-
Q881	Social work activities without accommodation for the elderly and disabled	13	177,694	-	929	811	9,046
Q889	Other social work activities without accommodation, n.e.c.	421	13,842,217	-	8,826	501,420	255,908

2009 PSIC Code	Industry Description	Income					
		Interest Income	Dividend Income	Royalty Income	Franchise Income	Grants and Donations	Other Income
Q	Human Health and Social Work Activities	629,022	649,508	5,837	3,324	13,066,428	2,211,819
Q861	Hospital activities	197,418	33,324	-	76	163,824	1,206,962
Q862	Medical and dental practice activities	9,326	17,136	5,837	3,248	283,096	220,391
Q869	Other human health activities	9,974	1,079	-	-	99,475	1,479
Q871	Residential nursing care facilities	274	-	-	-	10,178	2,446
Q872	Residential care activities for mental retardation, mental health and substance abuse	2,275	-	-	-	301,508	8,904
Q873	Residential care activities for the elderly and disabled	1	-	-	-	18,913	189
Q879	Other residential care activities, n.e.c.	7,695	5,727	-	-	692,585	19,625
Q881	Social work activities without accommodation for the elderly and disabled	164	-	-	-	164,557	2,187
Q889	Other social work activities without accommodation, n.e.c.	401,894	592,241	-	-	11,332,291	749,636



**TABLE 4.1 Number of Establishments and Income from Service Rendered by Type of Transaction for All Human Health and Social Work Activities**  
**Establishments by Industry Group: Philippines, 2017**

*(Values are in thousand pesos, except for number of establishments. Details may not add-up to total due to rounding and/or statistical disclosure control.)*

2009 PSIC Code	Industry Description	Number of Establishments	Income from Service Rendered		
			Total	Transactions Within the Country	Transactions Outside the Country
		(1)	(2)	(3)	(4)
<b>Q</b>	<b>Human Health and Social Work Activities</b>	<b>6,663</b>	<b>139,263,404</b>	<b>139,263,404</b>	<b>-</b>
Q861	Hospital activities	1,112	103,352,505	103,352,505	-
Q862	Medical and dental practice activities	4,774	33,067,122	33,067,122	-
Q869	Other human health activities	155	2,188,809	2,188,809	-
Q871	Residential nursing care facilities	5	24,029	24,029	-
Q872	Residential care activities for mental retardation, mental health and substance abuse	73	316,320	316,320	-
Q873	Residential care activities for the elderly and disabled	5	1,669	1,669	-
Q879	Other residential care activities, n.e.c.	105	312,950	312,950	-
Q881	Social work activities without accommodation for the elderly and disabled	13	-	-	-
Q889	Other social work activities without accommodation, n.e.c.	421	-	-	-

**TABLE 4.3 Number of Establishments and Income from Non-Industrial Services Done for Others by Type for All Human Health and Social Work Activities Establishments by Industry Group: Philippines, 2017**

(Values are in thousand pesos, except for number of establishments. Details may not add-up to total due to rounding and/or statistical disclosure control.)

2009 PSIC Code	Industry Description	Number of Establishments	Income from Non-Industrial Services Done for Others		
			Total	Rent Income from Land	Rental Income from Buildings, Warehouses and Other Structures
		(1)	(2)	(3)	(4)
<b>Q</b>	<b>Human Health and Social Work Activities</b>	<b>6,663</b>	<b>2,499,091</b>	<b>54,900</b>	<b>781,642</b>
Q861	Hospital activities	1,112	1,806,759	32,904	622,362
Q862	Medical and dental practice activities	4,774	131,163	8,610	114,388
Q869	Other human health activities	155	26,123	-	26,123
Q871	Residential nursing care facilities	5	-	-	-
Q872	Residential care activities for mental retardation, mental health and substance abuse	73	1,350	-	50
Q873	Residential care activities for the elderly and disabled	5	546	-	-
Q879	Other residential care activities, n.e.c.	105	30,918	13,342	8,256
Q881	Social work activities without accommodation for the elderly and disabled	13	811	-	43
Q889	Other social work activities without accommodation, n.e.c.	421	501,420	44	10,420

2009 PSIC Code	Industry Description	Income from Non-Industrial Services Done for Others			
		Rental Income from Machinery and Transport Equipment	Rental Income from Office Equipment	Other Rental Income	Other Non-Industrial Services
		(5)	(6)	(7)	(8)
<b>Q</b>	<b>Human Health and Social Work Activities</b>	<b>14,666</b>	<b>715</b>	<b>818,822</b>	<b>828,347</b>
Q861	Hospital activities	13,228	715	810,115	327,434
Q862	Medical and dental practice activities	1,377	-	4,001	2,787
Q869	Other human health activities	-	-	-	-
Q871	Residential nursing care facilities	-	-	-	-
Q872	Residential care activities for mental retardation, mental health and substance abuse	60	-	12	1,228
Q873	Residential care activities for the elderly and disabled	-	-	-	546
Q879	Other residential care activities, n.e.c.	-	-	-	9,320
Q881	Social work activities without accommodation for the elderly and disabled	-	-	-	769
Q889	Other social work activities without accommodation, n.e.c.	-	-	4,694	486,263

**TABLE 4.4 Number of Establishments and Other Income by Type for All Human Health and Social Work Activities Establishments  
by Industry Group: Philippines, 2017**

*(Values are in thousand pesos, except for number of establishments. Details may not add-up to total due to rounding and/or statistical disclosure control.)*

2009 PSIC Code	Industry Description	Number of Establishments	Other Income			
			Total	Foreign Exchange Gains	Gain from Sale of Investment and Marketable Securities	Others
		(1)	(2)	(3)	(4)	(5)
<b>Q</b>	<b>Human Health and Social Work Activities</b>	<b>6,663</b>	<b>2,211,819</b>	<b>93,472</b>	<b>67,683</b>	<b>2,050,663</b>
Q861	Hospital activities	1,112	1,206,962	18,131	22,087	1,166,744
Q862	Medical and dental practice activities	4,774	220,391	6,671	2,658	211,061
Q869	Other human health activities	155	1,479	42	100	1,336
Q871	Residential nursing care facilities	5	2,446	-	2,446	-
Q872	Residential care activities for mental retardation, mental health and substance abuse	73	8,904	949	-	7,956
Q873	Residential care activities for the elderly and disabled	5	189	-	-	189
Q879	Other residential care activities, n.e.c.	105	19,625	2,128	41	17,456
Q881	Social work activities without accommodation for the elderly and disabled	13	2,187	548	239	1,400
Q889	Other social work activities without accommodation, n.e.c.	421	749,636	65,003	40,112	644,521

**TABLE 5 Number of Establishments and Expense by Type for All Human Health and Social Work Activities Establishments  
by Industry Group: Philippines, 2017**

(Values are in thousand pesos, except for number of establishments. Details may not add-up to total due to rounding and/or statistical disclosure control.)

2009 PSIC Code	Industry Description	Number of Establishments	Expense					
			Total	Total Compensation	Materials and Supplies	Fuels, Lubricants, Oils and Greases	Electricity	Water
		(1)	(2)	(3)	(4)	(5)	(6)	(7)
Q	Human Health and Social Work Activities	6,663	165,785,361	38,883,716	27,283,796	976,229	6,533,009	1,191,257
Q861	Hospital activities	1,112	116,959,087	28,927,906	21,328,843	517,460	5,135,370	869,487
Q862	Medical and dental practice activities	4,774	32,897,499	7,527,906	4,865,194	388,277	1,184,503	268,042
Q869	Other human health activities	155	1,793,288	449,863	384,967	10,543	44,130	6,063
Q871	Residential nursing care facilities	5	28,556	6,688	606	530	2,012	772
Q872	Residential care activities for mental retardation, mental health and substance abuse	73	622,097	193,504	44,931	5,531	17,298	2,303
Q873	Residential care activities for the elderly and disabled	5	18,751	7,807	3,302	234	771	199
Q879	Other residential care activities, n.e.c.	105	751,799	282,949	105,613	9,657	23,700	10,329
Q881	Social work activities without accommodation for the elderly and disabled	13	165,657	66,528	23,137	952	3,096	1,003
Q889	Other social work activities without accommodation, n.e.c.	421	12,548,626	1,420,565	527,204	43,047	122,129	33,059

2009 PSIC Code	Industry Description	Expense						
		Industrial Services Done by Others	Non-Industrial Services Done by Others	Cost of Goods Sold	Interest Expense	Taxes on Products and Other Taxes on Production	Research and Development	Environmental Protection Expense
		(8)	(9)	(10)	(11)	(12)	(13)	(14)
<b>Q</b>	<b>Human Health and Social Work Activities</b>	<b>5,471,024</b>	<b>31,146,004</b>	<b>27,406,691</b>	<b>2,161,092</b>	<b>1,929,366</b>	<b>116,124</b>	<b>83,261</b>
Q861	Hospital activities	3,929,705	16,202,013	23,935,816	1,866,875	1,099,136	86,972	58,882
Q862	Medical and dental practice activities	1,073,380	10,724,955	3,284,329	240,509	725,532	28,049	8,127
Q869	Other human health activities	175,168	610,072	-	195	20,872	1,103	525
Q871	Residential nursing care facilities	2,658	6,585	-	-	125	-	-
Q872	Residential care activities for mental retardation, mental health and substance abuse	8,326	184,755	10,520	653	4,185	-	468
Q873	Residential care activities for the elderly and disabled	62	2,505	-	-	93	-	-
Q879	Other residential care activities, n.e.c.	30,548	203,519	-	1,849	9,416	-	-
Q881	Social work activities without accommodation for the elderly and disabled	7,759	34,001	5,775	-	4,210	-	-
Q889	Other social work activities without accommodation, n.e.c.	243,418	3,177,598	170,251	51,012	65,797	-	15,258

*Continued*

TABLE 5--Concluded

2009 PSIC Code	Industry Description	Expense				
		Royalty Fee	Franchise Fee	Amortization	Depreciation	Other Expense
		(15)	(16)	(17)	(18)	(19)
<b>Q</b>	<b>Human Health and Social Work Activities</b>	<b>1,749</b>	<b>8,299</b>	<b>119,712</b>	<b>11,263,051</b>	<b>11,210,980</b>
Q861	Hospital activities	-	4,530	98,540	8,856,469	4,041,083
Q862	Medical and dental practice activities	1,749	3,769	18,746	1,941,162	613,270
Q869	Other human health activities	-	-	1,375	50,919	37,493
Q871	Residential nursing care facilities	-	-	244	7,875	460
Q872	Residential care activities for mental retardation, mental health and substance abuse	-	-	161	23,660	125,802
Q873	Residential care activities for the elderly and disabled	-	-	-	812	2,965
Q879	Other residential care activities, n.e.c.	-	-	87	41,785	32,346
Q881	Social work activities without accommodation for the elderly and disabled	-	-	9	4,435	14,753
Q889	Other social work activities without accommodation, n.e.c.	-	-	549	335,933	6,342,808

**TABLE 5.2 Number of Establishments and Expense for Industrial Services Done by Others by Type for All Human Health and Social Work Activities  
Establishments by Industry Group: Philippines, 2017**

*(Values are in thousand pesos, except for number of establishments. Details may not add-up to total due to rounding and/or statistical disclosure control.)*

2009 PSIC Code	Industry Description	Number of Establishments	Industrial Services Done by Others		
			Total	Contract and Commission Work Done by Others	Repairs, Maintenance and Installation
		(1)	(2)	(3)	(4)
<b>Q</b>	<b>Human Health and Social Work Activities</b>	<b>6,663</b>	<b>5,471,024</b>	<b>-</b>	<b>5,471,024</b>
Q861	Hospital activities	1,112	3,929,705	-	3,929,705
Q862	Medical and dental practice activities	4,774	1,073,380	-	1,073,380
Q869	Other human health activities	155	175,168	-	175,168
Q871	Residential nursing care facilities	5	2,658	-	2,658
Q872	Residential care activities for mental retardation, mental health and substance abuse	73	8,326	-	8,326
Q873	Residential care activities for the elderly and disabled	5	62	-	62
Q879	Other residential care activities, n.e.c.	105	30,548	-	30,548
Q881	Social work activities without accommodation for the elderly and disabled	13	7,759	-	7,759
Q889	Other social work activities without accommodation, n.e.c.	421	243,418	-	243,418

**TABLE 5.3 Number of Establishments and Expense for Non-Industrial Services Done by Others by Type for All Human Health and Social Work Activities Establishments by Industry Group: Philippines, 2017**

*(Values are in thousand pesos, except for number of establishments. Details may not add-up to total due to rounding and/or statistical disclosure control.)*

2009 PSIC Code	Industry Description	Number of Establishments	Non-Industrial Services Done by Others				
			Total	Rent Expense from Land	Rental Expense for Buildings, Warehouses and Other Structures	Rental Expense for Machinery and Transport Equipment	Rental Expense for Office Equipment
		(1)	(2)	(3)	(4)	(5)	(6)
<b>Q</b>	<b>Human Health and Social Work Activities</b>	<b>6,663</b>	<b>31,146,004</b>	<b>336,466</b>	<b>5,021,209</b>	<b>384,733</b>	<b>48,948</b>
Q861	Hospital activities	1,112	16,202,013	294,746	369,261	190,513	47,486
Q862	Medical and dental practice activities	4,774	10,724,955	39,739	4,447,524	191,358	1,106
Q869	Other human health activities	155	610,072	-	73,147	371	116
Q871	Residential nursing care facilities	5	6,585	-	175	-	-
Q872	Residential care activities for mental retardation, mental health and substance abuse	73	184,755	1,800	16,139	-	-
Q873	Residential care activities for the elderly and disabled	5	2,505	-	-	-	-
Q879	Other residential care activities, n.e.c.	105	203,519	166	7,258	11	240
Q881	Social work activities without accommodation for the elderly and disabled	13	34,001	-	8,254	-	-
Q889	Other social work activities without accommodation, n.e.c.	421	3,177,598	16	99,451	2,480	-

2009 PSIC Code	Industry Description	Non-Industrial Services Done by Others				
		Other Rental Expense	Communication Expense	Insurance Expense	Transport Service Expense	Other Non-Industrial Services Done by Others
		(7)	(8)	(9)	(10)	(11)
<b>Q</b>	<b>Human Health and Social Work Activities</b>	<b>281,476</b>	<b>987,005</b>	<b>425,172</b>	<b>266,827</b>	<b>23,394,166</b>
Q861	Hospital activities	53,392	398,607	238,417	120,677	14,488,913
Q862	Medical and dental practice activities	224,312	304,031	164,708	118,697	5,233,479
Q869	Other human health activities	3,567	14,511	1,493	4,545	512,321
Q871	Residential nursing care facilities	-	470	103	-	5,837
Q872	Residential care activities for mental retardation, mental health and substance abuse	-	5,660	2,186	1,531	157,439
Q873	Residential care activities for the elderly and disabled	-	126	54	-	2,325
Q879	Other residential care activities, n.e.c.	36	4,836	3,928	4,854	182,191
Q881	Social work activities without accommodation for the elderly and disabled	-	2,001	180	1,349	22,217
Q889	Other social work activities without accommodation, n.e.c.	169	256,762	14,102	15,174	2,789,444

**TABLE 5.4 Number of Establishments and Cost of Goods Sold for All Human Health and Social Work Activities Establishments  
by Industry Group: Philippines, 2017**

*(Values are in thousand pesos, except for number of establishments. Details may not add-up to total due to rounding and/or statistical disclosure control.)*

2009 PSIC Code	Industry Description	Cost of Goods Sold				
		Number of Establishments	Total	Goods for Resale Inventories, Beginning	Goods Purchased for Resale	Goods for Resale Inventories, Ending
		(1)	(2)	(3)	(4)	(5)
<b>Q</b>	<b>Human Health and Social Work Activities</b>	<b>6,663</b>	<b>27,406,691</b>	<b>6,030,313</b>	<b>28,476,290</b>	<b>7,099,912</b>
Q861	Hospital activities	1,112	23,935,816	4,979,248	24,873,022	5,916,454
Q862	Medical and dental practice activities	4,774	3,284,329	1,033,481	3,415,851	1,165,003
Q869	Other human health activities	155	-	-	-	-
Q871	Residential nursing care facilities	5	-	-	-	-
Q872	Residential care activities for mental retardation, mental health and substance abuse	73	10,520	700	10,096	276
Q873	Residential care activities for the elderly and disabled	5	-	-	-	-
Q879	Other residential care activities, n.e.c.	105	-	-	-	-
Q881	Social work activities without accommodation for the elderly and disabled	13	5,775	7,255	7,069	8,549
Q889	Other social work activities without accommodation, n.e.c.	421	170,251	9,630	170,251	9,630



**TABLE 5.5 Number of Establishments and Taxes on Products and Other Taxes on Production for All Human Health and Social Work Activities Establishments by Industry Group: Philippines, 2017**

*(Values are in thousand pesos, except for number of establishments. Details may not add-up to total due to rounding and/or statistical disclosure control.)*

2009 PSIC Code	Industry Description	Number of Establishments	Taxes on Products and Other Taxes on Production		
			Total	Taxes on Products	Other Taxes on Production
		(1)	(2)	(3)	(4)
<b>Q</b>	<b>Human Health and Social Work Activities</b>	<b>6,663</b>	<b>1,929,366</b>	<b>-</b>	<b>1,929,366</b>
Q861	Hospital activities	1,112	1,099,136	-	1,099,136
Q862	Medical and dental practice activities	4,774	725,532	-	725,532
Q869	Other human health activities	155	20,872	-	20,872
Q871	Residential nursing care facilities	5	125	-	125
Q872	Residential care activities for mental retardation, mental health and substance abuse	73	4,185	-	4,185
Q873	Residential care activities for the elderly and disabled	5	93	-	93
Q879	Other residential care activities, n.e.c.	105	9,416	-	9,416
Q881	Social work activities without accommodation for the elderly and disabled	13	4,210	-	4,210
Q889	Other social work activities without accommodation, n.e.c.	421	65,797	-	65,797

**TABLE 5.6 Number of Establishments and Other Expense by Type for All Human Health and Social Work Activities Establishments  
by Industry Group: Philippines, 2017**

*(Values are in thousand pesos, except for number of establishments. Details may not add-up to total due to rounding and/or statistical disclosure control.)*

2009 PSIC Code	Industry Description	Number of Establishments	Other Expense						
			Total	Foreign Exchange Losses	Charitable Donations and Grants	Bad and Doubtful Debts	Loss from Sale of Investment Assets and Marketable Securities	Others	
		(1)	(2)	(3)	(4)	(5)	(6)	(7)	
Q	Human Health and Social Work Activities	6,663	11,210,980	2,705,304	3,721,202	1,380,689		87,600	3,316,184
Q861	Hospital activities	1,112	4,041,083	17,037	811,832	1,236,049		57,798	1,918,367
Q862	Medical and dental practice activities	4,774	613,270	-	51,080	124,051		23,732	414,406
Q869	Other human health activities	155	37,493	-	6,977	16,726		1,339	12,452
Q871	Residential nursing care facilities	5	460	-	200	-		-	260
Q872	Residential care activities for mental retardation, mental health and substance abuse	73	125,802	53	115,320	-		-	10,429
Q873	Residential care activities for the elderly and disabled	5	2,965	-	1,055	-		-	1,910
Q879	Other residential care activities, n.e.c.	105	32,346	638	12,691	3,201		3,906	11,911
Q881	Social work activities without accommodation for the elderly and disabled	13	14,753	5	1,245	124		-	13,379
Q889	Other social work activities without accommodation, n.e.c.	421	6,342,808	2,687,571	2,720,803	539		825	933,070

**TABLE 6 Number of Establishments and Capital Expenditures by Type of Tangible Fixed Assets for All Human Health and Social Work Activities Establishments by Industry Group: Philippines, 2017**

(Values are in thousand pesos, except for number of establishments. Details may not add-up to total due to rounding and/or statistical disclosure control.)

2009 PSIC Code	Industry Description	Number of Establishments	Capital Expenditures for Tangible Fixed Assets				
			Total	Land	Buildings, Other Structures and Land Improvements	Transport Equipment	ICT Machinery and Equipment
		(1)	(2)	(3)	(4)	(5)	(6)
<b>Q</b>	<b>Human Health and Social Work Activities</b>	<b>6,663</b>	<b>12,811,678</b>	<b>608,710</b>	<b>5,679,455</b>	<b>185,019</b>	<b>324,643</b>
Q861	Hospital activities	1,112	11,821,783	534,422	5,442,492	137,389	243,313
Q862	Medical and dental practice activities	4,774	853,710	67,910	212,726	26,345	42,431
Q869	Other human health activities	155	42,112	424	5,360	3,124	447
Q871	Residential nursing care facilities	5	939	-	486	36	-
Q872	Residential care activities for mental retardation, mental health and substance abuse	73	4,200	-	-	3,520	680
Q873	Residential care activities for the elderly and disabled	5	-	-	-	-	-
Q879	Other residential care activities, n.e.c.	105	1,320	-	-	-	1,295
Q881	Social work activities without accommodation for the elderly and disabled	13	3,064	820	360	927	765
Q889	Other social work activities without accommodation, n.e.c.	421	84,551	5,135	18,031	13,679	35,712

2009 PSIC Code	Industry Description	Capital Expenditures for Tangible Fixed Assets				
		Specialized Industrial Machineries	General Industrial Machineries	Other Machinery and Equipment	Valuables	Other Tangible Fixed Assets
		(7)	(8)	(9)	(10)	(11)
<b>Q</b>	<b>Human Health and Social Work Activities</b>	<b>3,915,379</b>	<b>482,750</b>	<b>1,103,206</b>	<b>3,438</b>	<b>509,077</b>
Q861	Hospital activities	3,534,911	387,825	1,075,625	3,438	462,368
Q862	Medical and dental practice activities	344,597	91,354	24,885	-	43,461
Q869	Other human health activities	31,124	725	-	-	908
Q871	Residential nursing care facilities	-	-	-	-	417
Q872	Residential care activities for mental retardation, mental health and substance abuse	-	-	-	-	-
Q873	Residential care activities for the elderly and disabled	-	-	-	-	-
Q879	Other residential care activities, n.e.c.	-	-	-	-	25
Q881	Social work activities without accommodation for the elderly and disabled	-	77	11	-	104
Q889	Other social work activities without accommodation, n.e.c.	4,747	2,769	2,685	-	1,793

**TABLE 6.2 Number of Establishments and Capital Expenditures for Tangible Fixed Assets by Mode of Acquisition for All Human Health and Social Work Activities Establishments by Industry Group: Philippines, 2017**

*(Values are in thousand pesos, except for number of establishments. Details may not add-up to total due to rounding and/or statistical disclosure control.)*

2009 PSIC Code	Industry Description	Number of Establishments	Capital Expenditures for Tangible Fixed Assets by Mode of Acquisition				
			Total	New Tangible Fixed Assets	Major Alterations and Improvements on Tangible Fixed Assets	Land and Used Tangible Fixed Assets	Tangible Fixed Assets Produced on Own Account
			(1)	(2)	(3)	(4)	(5)
Q	Human Health and Social Work Activities	6,663	12,811,678	7,129,025	3,799,016	1,697,214	186,423
Q861	Hospital activities	1,112	11,821,783	6,335,114	3,683,039	1,622,282	181,347
Q862	Medical and dental practice activities	4,774	853,710	678,121	102,604	67,910	5,075
Q869	Other human health activities	155	42,112	36,533	5,155	424	-
Q871	Residential nursing care facilities	5	939	453	486	-	-
Q872	Residential care activities for mental retardation, mental health and substance abuse	73	4,200	4,200	-	-	-
Q873	Residential care activities for the elderly and disabled	5	-	-	-	-	-
Q879	Other residential care activities, n.e.c.	105	1,320	1,320	-	-	-
Q881	Social work activities without accommodation for the elderly and disabled	13	3,064	1,600	-	1,464	-
Q889	Other social work activities without accommodation, n.e.c.	421	84,551	71,684	7,732	5,135	-

**TABLE 7 Number of Establishments and Capital Expenditures for Intangible Assets by Type for All Human Health and Social Work Activities Establishments by Industry Group: Philippines, 2017**

*(Values are in thousand pesos, except for number of establishments. Details may not add-up to total due to rounding and/or statistical disclosure control.)*

2009 PSIC Code	Industry Description	Number of Establishments	Capital Expenditures for Intangible Assets					
			Total	Intangible Non-produced Assets	Computer Software and Databases	Entertainment, Literary and Artistic Originals	Research and Development	Other Intangible Assets
		(1)	(2)	(3)	(4)	(5)	(6)	(7)
<b>Q</b>	<b>Human Health and Social Work Activities</b>	<b>6,663</b>	<b>307,050</b>	<b>11,918</b>	<b>275,351</b>	<b>-</b>	<b>-</b>	<b>19,782</b>
Q861	Hospital activities	1,112	287,462	1,229	266,526	-	-	19,706
Q862	Medical and dental practice activities	4,774	18,675	10,661	8,013	-	-	-
Q869	Other human health activities	155	837	-	762	-	-	75
Q871	Residential nursing care facilities	5	49	-	49	-	-	-
Q872	Residential care activities for mental retardation, mental health and substance abuse	73	-	-	-	-	-	-
Q873	Residential care activities for the elderly and disabled	5	-	-	-	-	-	-
Q879	Other residential care activities, n.e.c.	105	27	27	-	-	-	-
Q881	Social work activities without accommodation for the elderly and disabled	13	-	-	-	-	-	-
Q889	Other social work activities without accommodation, n.e.c.	421	-	-	-	-	-	-

**TABLE 8 Number of Establishments and Gross Additions to Tangible Fixed Assets for All Human Health and Social Work Activities Establishments by Industry Group: Philippines, 2017**

*(Values are in thousand pesos, except for number of establishments. Details may not add-up to total due to rounding and/or statistical disclosure control.)*

2009 PSIC Code	Industry Description	Number of Establishments	Gross Additions to Tangible Fixed Assets	Capital Expenditures	Sale of Tangible Fixed Assets
		(1)	(2)	(3)	(4)
<b>Q</b>	<b>Human Health and Social Work Activities</b>	<b>6,663</b>	<b>12,643,420</b>	<b>12,811,678</b>	<b>168,259</b>
Q861	Hospital activities	1,112	11,792,305	11,821,783	29,478
Q862	Medical and dental practice activities	4,774	723,661	853,710	130,049
Q869	Other human health activities	155	42,112	42,112	-
Q871	Residential nursing care facilities	5	939	939	-
Q872	Residential care activities for mental retardation, mental health and substance abuse	73	1,530	4,200	2,670
Q873	Residential care activities for the elderly and disabled	5	-	-	-
Q879	Other residential care activities, n.e.c.	105	1,320	1,320	-
Q881	Social work activities without accommodation for the elderly and disabled	13	3,064	3,064	-
Q889	Other social work activities without accommodation, n.e.c.	421	78,489	84,551	6,062

**TABLE 8.1 Number of Establishments and Sale of Tangible Fixed Assets by Type for All Human Health and Social Work Activities Establishments by Industry Group: Philippines, 2017**

(Values are in thousand pesos, except for number of establishments. Details may not add-up to total due to rounding and/or statistical disclosure control.)

2009 PSIC Code	Industry Description	Number of Establishments	Sale of Tangible Fixed Assets				
			Total	Land	Buildings, Other Structures and Land Improvements	Transport Equipment	ICT Machinery and Equipment
			(1)	(2)	(3)	(4)	(5)
Q	Human Health and Social Work Activities	6,663	168,259	7,560	121,554	11,881	3,319
Q861	Hospital activities	1,112	29,478	-	-	3,075	3,319
Q862	Medical and dental practice activities	4,774	130,049	7,560	121,554	162	-
Q869	Other human health activities	155	-	-	-	-	-
Q871	Residential nursing care facilities	5	-	-	-	-	-
Q872	Residential care activities for mental retardation, mental health and substance abuse	73	2,670	-	-	2,670	-
Q873	Residential care activities for the elderly and disabled	5	-	-	-	-	-
Q879	Other residential care activities, n.e.c.	105	-	-	-	-	-
Q881	Social work activities without accommodation for the elderly and disabled	13	-	-	-	-	-
Q889	Other social work activities without accommodation, n.e.c.	421	6,062	-	-	5,973	-

2009 PSIC Code	Industry Description	Sale of Tangible Fixed Assets				
		Specialized Industrial Machinery	General Industrial Machinery	Other Machinery and Equipment	Valuables	Other Tangible Fixed Assets
		(7)	(8)	(9)	(10)	(11)
Q	Human Health and Social Work Activities	23,076	89	773	-	7
Q861	Hospital activities	23,076	-	-	-	7
Q862	Medical and dental practice activities	-	-	773	-	-
Q869	Other human health activities	-	-	-	-	-
Q871	Residential nursing care facilities	-	-	-	-	-
Q872	Residential care activities for mental retardation, mental health and substance abuse	-	-	-	-	-
Q873	Residential care activities for the elderly and disabled	-	-	-	-	-
Q879	Other residential care activities, n.e.c.	-	-	-	-	-
Q881	Social work activities without accommodation for the elderly and disabled	-	-	-	-	-
Q889	Other social work activities without accommodation, n.e.c.	-	89	-	-	-

**TABLE 8.2 Number of Establishments and Losses and Damages to Tangible Fixed Assets by Type for All Human Health and Social Work Activities Establishments by Industry Group: Philippines, 2017**

(Values are in thousand pesos, except for number of establishments. Details may not add-up to total due to rounding and/or statistical disclosure control.)

2009 PSIC Code	Industry Description	Number of Establishments	Losses and Damages				
			Total	Land	Buildings, Other Structures and Land Improvements	Transport Equipment	ICT Machinery and Equipment
		(1)	(2)	(3)	(4)	(5)	(6)
<b>Q</b>	<b>Human Health and Social Work Activities</b>	<b>6,663</b>	<b>55,904</b>	<b>2,575</b>	<b>27,600</b>	<b>3,201</b>	<b>2,254</b>
Q861	Hospital activities	1,112	48,697	2,575	26,295	2,601	1,239
Q862	Medical and dental practice activities	4,774	4,820	-	703	309	-
Q869	Other human health activities	155	-	-	-	-	-
Q871	Residential nursing care facilities	5	-	-	-	-	-
Q872	Residential care activities for mental retardation, mental health and substance abuse	73	1,459	-	602	85	316
Q873	Residential care activities for the elderly and disabled	5	-	-	-	-	-
Q879	Other residential care activities, n.e.c.	105	-	-	-	-	-
Q881	Social work activities without accommodation for the elderly and disabled	13	-	-	-	-	-
Q889	Other social work activities without accommodation, n.e.c.	421	927	-	-	207	699

2009 PSIC Code	Industry Description	Losses and Damages				
		Specialized Industrial Machinery	General Industrial Machinery	Other Machinery and Equipment	Valuables	Other Tangible Fixed Assets
		(7)	(8)	(9)	(10)	(11)
<b>Q</b>	<b>Human Health and Social Work Activities</b>	<b>10,381</b>	<b>1,836</b>	<b>5,088</b>	<b>2,127</b>	<b>842</b>
Q861	Hospital activities	6,834	1,836	4,723	2,127	467
Q862	Medical and dental practice activities	3,547	-	-	-	261
Q869	Other human health activities	-	-	-	-	-
Q871	Residential nursing care facilities	-	-	-	-	-
Q872	Residential care activities for mental retardation, mental health and substance abuse	-	-	365	-	91
Q873	Residential care activities for the elderly and disabled	-	-	-	-	-
Q879	Other residential care activities, n.e.c.	-	-	-	-	-
Q881	Social work activities without accommodation for the elderly and disabled	-	-	-	-	-
Q889	Other social work activities without accommodation, n.e.c.	-	-	-	-	22



**TABLE 9 Number of Establishments and Book Value of Tangible Fixed Assets by Type for All Human Health and Social Work Activities Establishments by Industry Group: Philippines, 2017**

*(Values are in thousand pesos, except for number of establishments. Details may not add-up to total due to rounding and/or statistical disclosure control.)*

2009 PSIC Code	Industry Description	Number of Establishments	Book Value of Tangible Fixed Assets as of 31 December				
			Total	Land	Buildings, Other Structures and Land Improvements	Transport Equipment	ICT Machinery and Equipment
		(1)	(2)	(3)	(4)	(5)	(6)
<b>Q</b>	<b>Human Health and Social Work Activities</b>	<b>6,663</b>	<b>128,103,007</b>	<b>19,335,784</b>	<b>65,348,712</b>	<b>2,917,188</b>	<b>4,110,019</b>
Q861	Hospital activities	1,112	105,250,592	15,694,475	57,858,598	967,972	1,757,362
Q862	Medical and dental practice activities	4,774	18,006,559	2,327,768	4,883,390	1,660,155	2,168,940
Q869	Other human health activities	155	556,648	128,743	138,031	64,674	10,548
Q871	Residential nursing care facilities	5	307,055	57,622	243,704	1,539	277
Q872	Residential care activities for mental retardation, mental health and substance abuse	73	241,061	48,602	125,436	11,791	8,970
Q873	Residential care activities for the elderly and disabled	5	8,142	357	4,489	1,124	155
Q879	Other residential care activities, n.e.c.	105	895,941	360,694	430,138	41,107	29,122
Q881	Social work activities without accommodation for the elderly and disabled	13	84,965	21,720	35,048	6,383	13,373
Q889	Other social work activities without accommodation, n.e.c.	421	2,752,044	695,805	1,629,878	162,443	121,272

2009 PSIC Code	Industry Description	Book Value of Tangible Fixed Assets as of 31 December				
		Specialized Industrial Machinery	General Industrial Machinery	Other Machinery and Equipment	Valuables	Other Tangible Fixed Assets
		(7)	(8)	(9)	(10)	(11)
<b>Q</b>	<b>Human Health and Social Work Activities</b>	<b>24,156,527</b>	<b>3,009,443</b>	<b>5,723,384</b>	<b>60,981</b>	<b>3,440,970</b>
Q861	Hospital activities	19,391,928	2,098,365	4,761,800	56,752	2,663,340
Q862	Medical and dental practice activities	4,586,460	832,608	913,358	-	633,881
Q869	Other human health activities	162,812	20,062	17,940	4,229	9,610
Q871	Residential nursing care facilities	92	218	-	-	3,603
Q872	Residential care activities for mental retardation, mental health and substance abuse	668	909	16,488	-	28,198
Q873	Residential care activities for the elderly and disabled	457	728	-	-	834
Q879	Other residential care activities, n.e.c.	22	5,462	239	-	29,157
Q881	Social work activities without accommodation for the elderly and disabled	28	6,682	159	-	1,572
Q889	Other social work activities without accommodation, n.e.c.	14,061	44,408	13,401	-	70,776

**TABLE 10 Number of Establishments and Book Value of Intangible Assets by Type for All Human Health and Social Work Activities Establishments by Industry Group: Philippines, 2017**

*(Values are in thousand pesos, except for number of establishments. Details may not add-up to total due to rounding and/or statistical disclosure control.)*

2009 PSIC Code	Industry Description	Number of Establishments	Book Value of Intangible Assets as of 31 December					
			Total	Intangible Non-Produced Assets	Computer Software and Databases	Entertainment, Literary and Artistic Originals	Research and Development	Other Intangible Assets
		(1)	(2)	(3)	(4)	(5)	(6)	(7)
<b>Q</b>	<b>Human Health and Social Work Activities</b>	<b>6,663</b>	<b>958,278</b>	<b>177,395</b>	<b>734,931</b>	<b>1,662</b>	<b>-</b>	<b>44,291</b>
Q861	Hospital activities	1,112	897,643	166,659	687,940	-	-	43,043
Q862	Medical and dental practice activities	4,774	44,679	10,661	32,355	1,662	-	-
Q869	Other human health activities	155	9,512	-	8,713	-	-	799
Q871	Residential nursing care facilities	5	978	-	978	-	-	-
Q872	Residential care activities for mental retardation, mental health and substance abuse	73	858	-	858	-	-	-
Q873	Residential care activities for the elderly and disabled	5	-	-	-	-	-	-
Q879	Other residential care activities, n.e.c.	105	1,460	74	937	-	-	449
Q881	Social work activities without accommodation for the elderly and disabled	13	298	-	298	-	-	-
Q889	Other social work activities without accommodation, n.e.c.	421	2,851	-	2,851	-	-	-

**TABLE 11 Number of Establishments and Value of Inventories for All Human Health and Social Work Activities Establishments  
by Industry Group: Philippines, 2017**

(Values are in thousand pesos, except for number of establishments. Details may not add-up to total due to rounding and/or statistical disclosure control.)

2009 PSIC Code	Industry Description	Number of Establishments	Value of Inventories as of 1 January					
			Total	Materials and Supplies	Fuels, Lubricants, Oils and Greases	Goods for Resale	Real Estate for Sale	Other Inventories
		(1)	(2)	(3)	(4)	(5)	(6)	(7)
Q	Human Health and Social Work Activities	6,663	8,817,346	2,774,451	12,582	6,030,313	-	-
Q861	Hospital activities	1,112	7,316,775	2,332,410	5,117	4,979,248	-	-
Q862	Medical and dental practice activities	4,774	1,448,646	407,819	7,346	1,033,481	-	-
Q869	Other human health activities	155	16,918	16,918	-	-	-	-
Q871	Residential nursing care facilities	5	-	-	-	-	-	-
Q872	Residential care activities for mental retardation, mental health and substance abuse	73	887	107	80	700	-	-
Q873	Residential care activities for the elderly and disabled	5	16	16	-	-	-	-
Q879	Other residential care activities, n.e.c.	105	4,693	4,668	25	-	-	-
Q881	Social work activities without accommodation for the elderly and disabled	13	8,452	1,197	-	7,255	-	-
Q889	Other social work activities without accommodation, n.e.c.	421	20,958	11,315	13	9,630	-	-

2009 PSIC Code	Industry Description	Value of Inventories as of 31 December					
		Total	Materials and Supplies	Fuels, Lubricants, Oils and Greases	Goods for Resale	Real Estate for Sale	Other Inventories
		(8)	(9)	(10)	(11)	(12)	(13)
Q	Human Health and Social Work Activities	11,020,395	3,905,729	14,755	7,099,912	-	-
Q861	Hospital activities	9,349,926	3,427,482	5,990	5,916,454	-	-
Q862	Medical and dental practice activities	1,597,666	424,288	8,375	1,165,003	-	-
Q869	Other human health activities	21,122	21,122	-	-	-	-
Q871	Residential nursing care facilities	-	-	-	-	-	-
Q872	Residential care activities for mental retardation, mental health and substance abuse	331	55	-	276	-	-
Q873	Residential care activities for the elderly and disabled	78	78	-	-	-	-
Q879	Other residential care activities, n.e.c.	10,732	10,707	25	-	-	-
Q881	Social work activities without accommodation for the elderly and disabled	10,024	1,475	-	8,549	-	-
Q889	Other social work activities without accommodation, n.e.c.	30,515	20,522	364	9,630	-	-

**TABLE 12 Number of Reporting Establishments and Nationality with Highest Capital Participation Rate as of 31 December for All Human Health and Social Work Activities Establishments by Industry Group: Philippines, 2017**

*(An establishment with equal capital participation rate may be reported several times)*

2009 PSIC Code	Industry Description	Number of Reporting Establishments	Nationality with Highest Capital Participation Rate					
			Filipino	American	Australian	British	Chinese	German
		(1)	(2)	(3)	(4)	(5)	(6)	(7)
Q	Human Health and Social Work Activities	737	732	1	1	-	-	1
			-					
Q861	Hospital activities	427	427	-	-	-	-	-
Q862	Medical and dental practice activities	143	142	-	-	-	-	1
Q869	Other human health activities	19	19	-	-	-	-	-
Q871	Residential nursing care facilities	5	5	-	-	-	-	-
Q872	Residential care activities for mental retardation, mental health and substance abuse	23	23	-	-	-	-	-
Q873	Residential care activities for the elderly and disabled	5	5	-	-	-	-	-
Q879	Other residential care activities, n.e.c.	41	39	1	1	-	-	-
Q881	Social work activities without accommodation for the elderly and disabled	11	11	-	-	-	-	-
Q889	Other social work activities without accommodation, n.e.c.	63	61	-	-	-	-	-
2009 PSIC Code	Industry Description	Nationality with Highest Capital Participation Rate						
		Japanese	Korean	Malaysian	Singaporean	Taiwanese	Other Nationalities	
		(8)	(9)	(10)	(11)	(12)	(13)	
Q	Human Health and Social Work Activities	-	-	-	-	-	-	2
Q861	Hospital activities	-	-	-	-	-	-	-
Q862	Medical and dental practice activities	-	-	-	-	-	-	-
Q869	Other human health activities	-	-	-	-	-	-	-
Q871	Residential nursing care facilities	-	-	-	-	-	-	-
Q872	Residential care activities for mental retardation, mental health and substance abuse	-	-	-	-	-	-	-
Q873	Residential care activities for the elderly and disabled	-	-	-	-	-	-	-
Q879	Other residential care activities, n.e.c.	-	-	-	-	-	-	-
Q881	Social work activities without accommodation for the elderly and disabled	-	-	-	-	-	-	-
Q889	Other social work activities without accommodation, n.e.c.	-	-	-	-	-	-	2



# **Statistical Tables**

**for Establishments  
with Total Employment  
of 20 and Over**

**National and Regional Tables**



**TABLE 1a Summary Statistics for Human Health and Social Work Activities Establishments with Total Employment of 20 and Over  
by Region and Industry Group: Philippines, 2017**

*(Values are in thousand pesos, except for number of establishments and employment. Details may not add-up to total due to rounding and/or statistical disclosure control.)*

2009 PSIC Code	Region/ Industry Description	Number of Establishments	Employment as of 15 November		Total Income	Expense		
			Total	Paid Employees		Total	Compensation	Other Expense
		(1)	(2)	(3)	(4)	(5)	(6)	(7)
	PHILIPPINES	1,096	145,739	144,963	166,751,086	140,265,127	33,626,811	106,638,316
Q861	Hospital activities	699	124,870	124,345	137,962,522	116,140,671	28,728,352	87,412,319
Q862	Medical and dental practice activities	283	14,957	14,908	16,602,814	13,606,300	3,448,984	10,157,315
Q869	Other human health activities	15	824	807	1,849,523	1,390,533	301,943	1,088,590
Q871	Residential nursing care facilities	s	s	s	s	s	s	s
Q872	Residential care activities for mental retardation, mental health and substance abuse	14	638	593	402,573	374,622	121,150	253,472
Q873	Residential care activities for the elderly and disabled	s	s	s	s	s	s	s
Q879	Other residential care activities, n.e.c.	25	1,009	923	800,390	493,589	211,698	281,891
Q881	Social work activities without accommodation for the elderly and disabled	4	164	164	145,272	139,542	59,110	80,432
Q889	Other social work activities without accommodation, n.e.c.	52	3,187	3,155	8,945,918	8,087,981	747,586	7,340,395
	NCR	322	45,401	45,239	72,363,686	62,191,256	14,906,007	47,285,249
Q861	Hospital activities	104	33,389	33,332	54,566,686	47,175,213	11,768,806	35,406,407
Q862	Medical and dental practice activities	165	8,742	8,696	11,161,373	9,246,253	2,283,551	6,962,702
Q869	Other human health activities	8	548	548	1,600,149	1,215,477	254,445	961,032
Q871	Residential nursing care facilities	9	348	348	298,910	274,933	80,097	194,836
Q872	Residential care activities for mental retardation, mental health and substance abuse							
Q873	Residential care activities for the elderly and disabled							
Q879	Other residential care activities, n.e.c.	13	605	547	616,054	339,775	156,808	182,967
Q881	Social work activities without accommodation for the elderly and disabled	3	142	142	127,364	121,983	55,104	66,880
Q889	Other social work activities without accommodation, n.e.c.	20	1,627	1,627	3,993,149	3,817,621	307,196	3,510,426
	CAR	14	2,066	2,062	1,880,413	1,631,298	587,652	1,043,645
Q861	Hospital activities	10	1,669	1,665	1,511,905	1,279,426	480,350	799,076
Q862	Medical and dental practice activities	s	s	s	s	s	s	s
Q879	Other residential care activities, n.e.c.	s	s	s	s	s	s	s
	I - Ilocos	46	4,404	4,388	3,664,762	3,176,721	680,103	2,496,618
Q861	Hospital activities	s	s	s	s	s	s	s
Q862	Medical and dental practice activities	s	s	s	s	s	s	s
Q873	Residential care activities for the elderly and disabled	s	s	s	s	s	s	s

*Continued*



TABLE 1a--Continued

2009 PSIC Code	Region/ Industry Description	Number of Establishments	Employment as of 15 November		Total Income	Expense		
			Total	Paid Employees		Total	Compensation	Other Expense
		(1)	(2)	(3)	(4)	(5)	(6)	(7)
	II - Cagayan Valley	29	3,280	3,266	2,371,526	1,788,990	479,812	1,309,178
Q861	Hospital activities	s	s	s	s	s	s	s
Q862	Medical and dental practice activities	s	s	s	s	s	s	s
	III - Central Luzon	100	12,154	12,081	11,516,021	8,975,140	1,713,517	7,261,623
Q861	Hospital activities	88	11,613	11,540	11,028,183	8,533,458	1,619,712	6,913,746
Q862	Medical and dental practice activities	8	397	397	403,073	375,441	77,180	298,261
Q869	Other human health activities	s	s	s	s	s	s	s
Q879	Other residential care activities, n.e.c.	s	s	s	s	s	s	s
	IVA - CALABARZON	177	22,930	22,803	23,911,971	20,154,137	4,630,872	15,523,265
Q861	Hospital activities	132	20,705	20,612	20,508,867	17,185,612	4,282,241	12,903,370
Q862	Medical and dental practice activities	36	1,740	1,740	1,367,919	1,062,058	259,234	802,824
Q869	Other human health activities	3	142	129	91,528	52,816	16,678	36,138
Q871	Residential nursing care facilities	s	s	s	s	s	s	s
Q872	Residential care activities for mental retardation, mental health and substance abuse	s	s	s	s	s	s	s
Q879	Other residential care activities, n.e.c.	s	s	s	s	s	s	s
Q889	Other social work activities without accommodation, n.e.c.	s	s	s	s	s	s	s
	MIMAROPA Region	15	1,546	1,541	1,705,526	1,259,425	317,574	941,850
Q861	Hospital activities	12	1,482	1,477	1,623,863	1,185,571	309,096	876,475
Q879	Other residential care activities, n.e.c.	s	s	s	s	s	s	s
Q889	Other social work activities without accommodation, n.e.c.	s	s	s	s	s	s	s
	V - Bicol	37	4,190	4,162	2,608,724	2,268,748	570,602	1,698,145
Q861	Hospital activities	28	3,780	3,768	1,980,938	1,731,846	500,006	1,231,840
Q862	Medical and dental practice activities	s	s	s	s	s	s	s
Q872	Residential care activities for mental retardation, mental health and substance abuse	s	s	s	s	s	s	s
Q881	Social work activities without accommodation for the elderly and disabled	s	s	s	s	s	s	s
Q889	Other social work activities without accommodation, n.e.c.	4	223	223	512,729	444,700	55,166	389,535

Continued

TABLE 1a--Continued

2009 PSIC Code	Region/ Industry Description	Number of Establishments	Employment as of 15 November		Total Income	Expense		
			Total	Paid Employees		Total	Compensation	Other Expense
		(1)	(2)	(3)	(4)	(5)	(6)	(7)
	<b>VI - Western Visayas</b>	<b>46</b>	<b>8,695</b>	<b>8,689</b>	<b>8,142,582</b>	<b>7,182,814</b>	<b>1,874,918</b>	<b>5,307,896</b>
Q861	Hospital activities	23	7,871	7,865	7,401,643	6,544,447	1,660,664	4,883,783
Q862	Medical and dental practice activities	17	535	535	518,507	482,481	158,396	324,084
Q879	Other residential care activities, n.e.c.	2	105	105	73,462	51,703	22,930	28,773
Q889	Other social work activities without accommodation, n.e.c.	4	184	184	148,970	104,184	32,928	71,256
	<b>VII - Central Visayas</b>	<b>73</b>	<b>13,081</b>	<b>12,912</b>	<b>15,040,548</b>	<b>13,106,789</b>	<b>2,976,995</b>	<b>10,129,794</b>
Q861	Hospital activities	37	11,118	10,994	11,759,190	10,428,661	2,461,920	7,966,740
Q862	Medical and dental practice activities	23	1,306	1,306	1,340,124	1,046,642	294,597	752,045
Q869	Other human health activities	s	s	s	s	s	s	s
Q872	Residential care activities for mental retardation, mental health and substance abuse	s	s	s	s	s	s	s
Q879	Other residential care activities, n.e.c.	s	s	s	s	s	s	s
Q889	Other social work activities without accommodation, n.e.c.	8	481	481	1,864,775	1,568,816	202,552	1,366,264
	<b>VIII - Eastern Visayas</b>	<b>19</b>	<b>2,232</b>	<b>2,212</b>	<b>2,155,512</b>	<b>1,813,173</b>	<b>404,999</b>	<b>1,408,175</b>
Q861	Hospital activities	s	s	s	s	s	s	s
Q879	Other residential care activities, n.e.c.	s	s	s	s	s	s	s
	<b>IX - Zamboanga Peninsula</b>	<b>23</b>	<b>3,691</b>	<b>3,677</b>	<b>2,280,688</b>	<b>1,859,407</b>	<b>511,708</b>	<b>1,347,699</b>
Q861	Hospital activities	s	s	s	s	s	s	s
Q889	Other social work activities without accommodation, n.e.c.	s	s	s	s	s	s	s
	<b>X - Northern Mindanao</b>	<b>62</b>	<b>6,322</b>	<b>6,284</b>	<b>6,384,776</b>	<b>4,421,950</b>	<b>997,219</b>	<b>3,424,731</b>
Q861	Hospital activities	49	5,817	5,785	5,962,166	4,195,266	918,723	3,276,543
Q862	Medical and dental practice activities	10	426	425	392,568	205,612	68,791	136,821
Q872	Residential care activities for mental retardation, mental health and substance abuse	s	s	s	s	s	s	s
Q889	Other social work activities without accommodation, n.e.c.	s	s	s	s	s	s	s

Continued

TABLE 1a--Continued

2009 PSIC Code	Region/ Industry Description	Number of Establishments	Employment as of 15 November		Total Income	Expense		
			Total	Paid Employees		Total	Compensation	Other Expense
		(1)	(2)	(3)	(4)	(5)	(6)	(7)
	<b>XI - Davao</b>	<b>61</b>	<b>7,120</b>	<b>7,056</b>	<b>6,215,735</b>	<b>5,207,892</b>	<b>1,429,578</b>	<b>3,778,314</b>
Q861	Hospital activities	40	6,117	6,098	5,405,388	4,569,066	1,252,649	3,316,417
Q862	Medical and dental practice activities	13	689	689	539,600	480,246	108,648	371,598
Q869	Other human health activities	s	s	s	s	s	s	s
Q872	Residential care activities for mental retardation, mental health and substance abuse	s	s	s	s	s	s	s
Q879	Other residential care activities, n.e.c.	s	s	s	s	s	s	s
Q889	Other social work activities without accommodation, n.e.c.	5	178	151	173,916	79,514	47,031	32,483
	<b>XII - SOCCSKSARGEN</b>	<b>58</b>	<b>7,237</b>	<b>7,216</b>	<b>5,205,468</b>	<b>4,305,732</b>	<b>1,334,574</b>	<b>2,971,158</b>
Q861	Hospital activities	53	7,066	7,045	5,034,287	4,189,347	1,303,513	2,885,834
Q862	Medical and dental practice activities	s	s	s	s	s	s	s
Q869	Other human health activities	s	s	s	s	s	s	s
Q889	Other social work activities without accommodation, n.e.c.	s	s	s	s	s	s	s
	<b>XIII - Caraga</b>	<b>11</b>	<b>1,193</b>	<b>1,189</b>	<b>1,236,046</b>	<b>869,601</b>	<b>189,030</b>	<b>680,571</b>
Q861	Hospital activities	s	s	s	s	s	s	s
Q862	Medical and dental practice activities	s	s	s	s	s	s	s
	<b>ARMM</b>	<b>3</b>	<b>196</b>	<b>185</b>	<b>67,103</b>	<b>52,054</b>	<b>21,651</b>	<b>30,404</b>
Q861	Hospital activities	3	196	185	67,103	52,054	21,651	30,404

Continued

TABLE 1a--Continued

2009 PSIC Code	Region/ Industry Description	Value Added	Gross Additions to Tangible Fixed Assets	Change in Inventories	Subsidies	Sales from E-commerce
		(8)	(9)	(10)	(11)	(12)
	<b>PHILIPPINES</b>	<b>76,350,991</b>	<b>12,490,056</b>	<b>2,151,212</b>	<b>116,164</b>	<b>-</b>
Q861	Hospital activities	63,586,328	11,747,628	2,034,890	78,753	-
Q862	Medical and dental practice activities	7,597,565	633,023	102,740	-	-
Q869	Other human health activities	820,256	34,899	5,770	-	-
Q871	Residential nursing care facilities	s	s	s	s	s
Q872	Residential care activities for mental retardation, mental health and substance abuse	171,583	-	(526)	-	-
Q873	Residential care activities for the elderly and disabled	s	s	s	s	s
Q879	Other residential care activities, n.e.c.	532,799	156	(55)	250	-
Q881	Social work activities without accommodation for the elderly and disabled	73,704	1,582	1,557	-	-
Q889	Other social work activities without accommodation, n.e.c.	3,542,577	72,769	6,773	37,161	-
	<b>NCR</b>	<b>32,347,718</b>	<b>4,025,651</b>	<b>524,610</b>	<b>-</b>	<b>-</b>
Q861	Hospital activities	25,410,006	3,533,902	495,601	-	-
Q862	Medical and dental practice activities	4,935,914	454,435	25,050	-	-
Q869	Other human health activities	686,998	31,135	3,248	-	-
Q871	Residential nursing care facilities }					
Q872	Residential care activities for mental retardation, mental health and substance abuse }	117,396	-	-	-	-
Q873	Residential care activities for the elderly and disabled }					
Q879	Other residential care activities, n.e.c.	435,487	-	(30)	-	-
Q881	Social work activities without accommodation for the elderly and disabled	69,334	1,582	740	-	-
Q889	Other social work activities without accommodation, n.e.c.	692,584	4,597	-	-	-
	<b>CAR</b>	<b>1,010,727</b>	<b>137,379</b>	<b>16,623</b>	<b>-</b>	<b>-</b>
Q861	Hospital activities	856,090	112,995	15,663	-	-
Q862	Medical and dental practice activities	s	s	s	s	s
Q879	Other residential care activities, n.e.c.	s	s	s	s	s
	<b>I - Ilocos</b>	<b>1,432,535</b>	<b>307,025</b>	<b>61,260</b>	<b>-</b>	<b>-</b>
Q861	Hospital activities	s	s	s	s	s
Q862	Medical and dental practice activities	s	s	s	s	s
Q873	Residential care activities for the elderly and disabled	s	s	s	s	s

Continued

TABLE 1a--Continued

2009 PSIC Code	Region/ Industry Description	Value Added	Gross Additions to Tangible Fixed Assets	Change in Inventories	Subsidies	Sales from E-commerce
		(8)	(9)	(10)	(11)	(12)
II - Cagayan Valley		1,303,798	392,828	32,649	-	-
Q861	Hospital activities	s	s	s	s	s
Q862	Medical and dental practice activities	s	s	s	s	s
III - Central Luzon		5,045,383	1,284,530	111,220	-	-
Q861	Hospital activities	4,872,177	1,281,755	105,954	-	-
Q862	Medical and dental practice activities	127,861	2,776	5,267	-	-
Q869	Other human health activities	s	s	s	s	s
Q879	Other residential care activities, n.e.c.	s	s	s	s	s
IVA - CALABARZON		11,722,170	2,085,533	186,831	110,349	-
Q861	Hospital activities	9,243,213	2,051,560	172,947	73,188	-
Q862	Medical and dental practice activities	731,655	20,587	11,584	-	-
Q869	Other human health activities	53,844	-	2,300	-	-
Q871	Residential nursing care facilities	s	s	s	s	s
Q872	Residential care activities for mental retardation, mental health and substance abuse	s	s	s	s	s
Q879	Other residential care activities, n.e.c.	s	s	s	s	s
Q889	Other social work activities without accommodation, n.e.c.	s	s	s	s	s
MIMAROPA Region		891,829	207,172	22,185	-	-
Q861	Hospital activities	874,490	207,132	22,185	-	-
Q879	Other residential care activities, n.e.c.	s	s	s	s	s
Q889	Other social work activities without accommodation, n.e.c.	s	s	s	s	s
V - Bicol		1,281,887	126,568	33,072	-	-
Q861	Hospital activities	888,817	111,755	28,693	-	-
Q862	Medical and dental practice activities	s	s	s	s	s
Q872	Residential care activities for mental retardation, mental health and substance abuse	s	s	s	s	s
Q881	Social work activities without accommodation for the elderly and disabled	s	s	s	s	s
Q889	Other social work activities without accommodation, n.e.c.	351,520	953	3,255	-	-

Continued

TABLE 1a--Continued

2009 PSIC Code	Region/ Industry Description	Value Added	Gross Additions to Tangible Fixed Assets	Change in Inventories	Subsidies	Sales from E-commerce
		(8)	(9)	(10)	(11)	(12)
	<b>VI - Western Visayas</b>	<b>3,380,824</b>	<b>298,723</b>	<b>106,187</b>	<b>250</b>	<b>-</b>
Q861	Hospital activities	3,009,821	408,796	103,891	-	-
Q862	Medical and dental practice activities	246,478	(110,419)	198	-	-
Q879	Other residential care activities, n.e.c.	45,584	-	-	250	-
Q889	Other social work activities without accommodation, n.e.c.	78,940	346	2,098	-	-
	<b>VII - Central Visayas</b>	<b>6,293,376</b>	<b>1,526,442</b>	<b>633,364</b>	<b>3,057</b>	<b>-</b>
Q861	Hospital activities	5,175,414	1,454,839	624,022	3,057	-
Q862	Medical and dental practice activities	657,440	21,960	9,125	-	-
Q869	Other human health activities	s	s	s	s	s
Q872	Residential care activities for mental retardation, mental health and substance abuse	s	s	s	s	s
Q879	Other residential care activities, n.e.c.	s	s	s	s	s
Q889	Other social work activities without accommodation, n.e.c.	424,526	45,753	217	-	-
	<b>VIII - Eastern Visayas</b>	<b>963,105</b>	<b>139,930</b>	<b>36,560</b>	<b>-</b>	<b>-</b>
Q861	Hospital activities	s	s	s	s	s
Q879	Other residential care activities, n.e.c.	s	s	s	s	s
	<b>IX - Zamboanga Peninsula</b>	<b>1,102,770</b>	<b>91,332</b>	<b>65,594</b>	<b>-</b>	<b>-</b>
Q861	Hospital activities	s	s	s	s	s
Q889	Other social work activities without accommodation, n.e.c.	s	s	s	s	s
	<b>X - Northern Mindanao</b>	<b>3,183,681</b>	<b>441,033</b>	<b>176,479</b>	<b>2,508</b>	<b>-</b>
Q861	Hospital activities	2,900,726	439,209	167,389	2,508	-
Q862	Medical and dental practice activities	262,213	515	9,189	-	-
Q872	Residential care activities for mental retardation, mental health and substance abuse	s	s	s	s	s
Q889	Other social work activities without accommodation, n.e.c.	s	s	s	s	s

Continued

TABLE 1a--Concluded

2009 PSIC Code	Region/ Industry Description	Value Added	Gross Additions to Tangible Fixed Assets	Change in Inventories	Subsidies	Sales from E-commerce
		(8)	(9)	(10)	(11)	(12)
	<b>XI - Davao</b>	<b>2,966,135</b>	<b>606,635</b>	<b>93,803</b>	<b>-</b>	<b>-</b>
Q861	Hospital activities	2,573,930	591,254	71,030	-	-
Q862	Medical and dental practice activities	196,419	15,381	23,197	-	-
Q869	Other human health activities	s	s	s	s	s
Q872	Residential care activities for mental retardation, mental health and substance abuse	s	s	s	s	s
Q879	Other residential care activities, n.e.c.	s	s	s	s	s
Q889	Other social work activities without accommodation, n.e.c.	144,743	-	-	-	-
	<b>XII - SOCCSKSARGEN</b>	<b>2,703,255</b>	<b>760,645</b>	<b>42,197</b>	<b>-</b>	<b>-</b>
Q861	Hospital activities	2,571,453	754,230	41,919	-	-
Q862	Medical and dental practice activities	s	s	s	s	s
Q869	Other human health activities	s	s	s	s	s
Q889	Other social work activities without accommodation, n.e.c.	s	s	s	s	s
	<b>XIII - Caraga</b>	<b>675,683</b>	<b>8,341</b>	<b>8,503</b>	<b>-</b>	<b>-</b>
Q861	Hospital activities	s	s	s	s	s
Q862	Medical and dental practice activities	s	s	s	s	s
	<b>ARMM</b>	<b>46,115</b>	<b>50,290</b>	<b>75</b>	<b>-</b>	<b>-</b>
Q861	Hospital activities	46,115	50,290	75	-	-

**TABLE 2a Number of Establishments and Employment by Type and Sex for Human Health and Social Work Activities Establishments with Total Employment of 20 and Over by Region and Industry Group: Philippines, 2017**

*(Details may not add up to total due to rounding and/or statistical disclosure control)*

2009 PSIC Code	Region/ Industry Description	Number of Establishments	Employment as of 15 November							
			Total		Paid		Unpaid			
			Male	Female	Male	Female	Male	Female		
		(1)	(2)	(3)	(4)	(5)	(6)	(7)		
	PHILIPPINES	1,096	49,699	96,039	49,411	95,552	288	487		
Q861	Hospital activities	699	42,772	82,098	42,564	81,781	209	317		
Q862	Medical and dental practice activities	283	4,647	10,310	4,611	10,297	36	14		
Q869	Other human health activities	15	306	518	300	507	6	11		
Q871	Residential nursing care facilities	s	s	s	s	s	s	s		
Q872	Residential care activities for mental retardation, mental health and substance abuse	14	271	367	255	338	16	29		
Q873	Residential care activities for the elderly and disabled	s	s	s	s	s	s	s		
Q879	Other residential care activities, n.e.c.	25	301	708	298	625	3	83		
Q881	Social work activities without accommodation for the elderly and disabled	4	42	122	42	122	-	-		
Q889	Other social work activities without accommodation, n.e.c.	52	1,331	1,856	1,315	1,840	16	16		
	NCR	322	16,197	29,204	16,131	29,108	66	95		
Q861	Hospital activities	104	12,070	21,320	12,041	21,291	29	29		
Q862	Medical and dental practice activities	165	2,876	5,866	2,841	5,854	34	12		
Q869	Other human health activities	8	223	325	223	325	-	-		
Q871	Residential nursing care facilities	}	9	125	223	125	223	-	-	
Q872	Residential care activities for mental retardation, mental health and substance abuse									}
Q873	Residential care activities for the elderly and disabled									
Q879	Other residential care activities, n.e.c.	13	167	438	164	383	3	55		
Q881	Social work activities without accommodation for the elderly and disabled	3	39	103	39	103	-	-		
Q889	Other social work activities without accommodation, n.e.c.	20	698	929	698	929	-	-		
	CAR	14	646	1,420	644	1,418	2	2		
Q861	Hospital activities	10	603	1,066	601	1,064	2	2		
Q862	Medical and dental practice activities	s	s	s	s	s	s	s		
Q879	Other residential care activities, n.e.c.	s	s	s	s	s	s	s		
	I - Ilocos	46	1,393	3,012	1,388	2,999	4	13		
Q861	Hospital activities	s	s	s	s	s	s	s		
Q862	Medical and dental practice activities	s	s	s	s	s	s	s		
Q873	Residential care activities for the elderly and disabled	s	s	s	s	s	s	s		

*Continued*



TABLE 2a--Continued

2009 PSIC Code	Region/ Industry Description	Number of Establishments	Employment as of 15 November					
			Total		Paid		Unpaid	
			Male	Female	Male	Female	Male	Female
		(1)	(2)	(3)	(4)	(5)	(6)	(7)
	II - Cagayan Valley	29	1,020	2,260	1,016	2,250	4	10
Q861	Hospital activities	s	s	s	s	s	s	s
Q862	Medical and dental practice activities	s	s	s	s	s	s	s
	III - Central Luzon	100	4,219	7,935	4,192	7,889	27	46
Q861	Hospital activities	88	4,036	7,576	4,010	7,530	27	46
Q862	Medical and dental practice activities	8	127	270	127	270	-	-
Q869	Other human health activities	s	s	s	s	s	s	s
Q879	Other residential care activities, n.e.c.	s	s	s	s	s	s	s
	IVA - CALABARZON	177	7,707	15,223	7,638	15,165	69	58
Q861	Hospital activities	132	7,055	13,650	6,993	13,619	62	31
Q862	Medical and dental practice activities	36	515	1,225	515	1,225	-	-
Q869	Other human health activities	3	37	105	33	96	4	9
Q871	Residential nursing care facilities	s	s	s	s	s	s	s
Q872	Residential care activities for mental retardation, mental health and substance abuse	s	s	s	s	s	s	s
Q879	Other residential care activities, n.e.c.	s	s	s	s	s	s	s
Q889	Other social work activities without accommodation, n.e.c.	s	s	s	s	s	s	s
	MIMAROPA Region	15	442	1,104	442	1,098	-	5
Q861	Hospital activities	12	416	1,066	416	1,062	-	5
Q879	Other residential care activities, n.e.c.	s	s	s	s	s	s	s
Q889	Other social work activities without accommodation, n.e.c.	s	s	s	s	s	s	s
	V - Bicol	37	1,460	2,730	1,454	2,708	6	21
Q861	Hospital activities	28	1,298	2,482	1,298	2,470	-	11
Q862	Medical and dental practice activities	s	s	s	s	s	s	s
Q872	Residential care activities for mental retardation, mental health and substance abuse	s	s	s	s	s	s	s
Q881	Social work activities without accommodation for the elderly and disabled	s	s	s	s	s	s	s
Q889	Other social work activities without accommodation, n.e.c.	4	88	135	88	135	-	

Continued

TABLE 2a--Continued

2009 PSIC Code	Region/ Industry Description	Number of Establishments	Employment as of 15 November					
			Total		Paid		Unpaid	
			Male	Female	Male	Female	Male	Female
		(1)	(2)	(3)	(4)	(5)	(6)	(7)
	<b>VI - Western Visayas</b>	<b>46</b>	<b>2,903</b>	<b>5,792</b>	<b>2,897</b>	<b>5,792</b>	<b>6</b>	<b>-</b>
Q861	Hospital activities	23	2,574	5,297	2,568	5,297	6	-
Q862	Medical and dental practice activities	17	187	349	187	349	-	-
Q879	Other residential care activities, n.e.c.	s	s	s	s	s	s	s
Q889	Other social work activities without accommodation, n.e.c.	s	s	s	s	s	s	s
	<b>VII - Central Visayas</b>	<b>73</b>	<b>4,220</b>	<b>8,862</b>	<b>4,180</b>	<b>8,732</b>	<b>40</b>	<b>130</b>
Q861	Hospital activities	37	3,591	7,527	3,559	7,434	32	93
Q862	Medical and dental practice activities	23	389	918	389	918	-	-
Q869	Other human health activities	s	s	s	s	s	s	s
Q872	Residential care activities for mental retardation, mental health and substance abuse	s	s	s	s	s	s	s
Q879	Other residential care activities, n.e.c.	s	s	s	s	s	s	s
Q889	Other social work activities without accommodation, n.e.c.	8	192	289	192	289	-	-
	<b>VIII - Eastern Visayas</b>	<b>19</b>	<b>647</b>	<b>1,585</b>	<b>635</b>	<b>1,577</b>	<b>12</b>	<b>8</b>
Q861	Hospital activities	s	s	s	s	s	s	s
Q879	Other residential care activities, n.e.c.	s	s	s	s	s	s	s
	<b>IX - Zamboanga Peninsula</b>	<b>23</b>	<b>1,500</b>	<b>2,192</b>	<b>1,496</b>	<b>2,180</b>	<b>3</b>	<b>11</b>
Q861	Hospital activities	s	s	s	s	s	s	s
Q889	Other social work activities without accommodation, n.e.c.	s	s	s	s	s	s	s
	<b>X - Northern Mindanao</b>	<b>62</b>	<b>2,054</b>	<b>4,267</b>	<b>2,040</b>	<b>4,244</b>	<b>14</b>	<b>23</b>
Q861	Hospital activities	49	1,917	3,899	1,908	3,877	9	22
Q862	Medical and dental practice activities	10	104	322	103	322	1	-
Q872	Residential care activities for mental retardation, mental health and substance abuse	s	s	s	s	s	s	s
Q889	Other social work activities without accommodation, n.e.c.	s	s	s	s	s	s	s

Continued

TABLE 2a--Concluded

2009 PSIC Code	Region/ Industry Description	Number of Establishments	Employment as of 15 November					
			Total		Paid		Unpaid	
			Male	Female	Male	Female	Male	Female
		(1)	(2)	(3)	(4)	(5)	(6)	(7)
	<b>XI - Davao</b>	<b>61</b>	<b>2,484</b>	<b>4,637</b>	<b>2,465</b>	<b>4,592</b>	<b>19</b>	<b>45</b>
Q861	Hospital activities	40	2,173	3,943	2,170	3,927	3	16
Q862	Medical and dental practice activities	13	180	508	180	508	-	-
Q869	Other human health activities	s	s	s	s	s	s	s
Q872	Residential care activities for mental retardation, mental health and substance abuse	s	s	s	s	s	s	s
Q879	Other residential care activities, n.e.c.	s	s	s	s	s	s	s
Q889	Other social work activities without accommodation, n.e.c.	5	74	104	62	89	12	15
	<b>XII - SOCCSKSARGEN</b>	<b>58</b>	<b>2,314</b>	<b>4,923</b>	<b>2,306</b>	<b>4,910</b>	<b>8</b>	<b>13</b>
Q861	Hospital activities	53	2,240	4,826	2,232	4,813	8	13
Q862	Medical and dental practice activities	s	s	s	s	s	s	s
Q869	Other human health activities	s	s	s	s	s	s	s
Q889	Other social work activities without accommodation, n.e.c.	s	s	s	s	s	s	s
	<b>XIII - Caraga</b>	<b>11</b>	<b>434</b>	<b>759</b>	<b>432</b>	<b>757</b>	<b>2</b>	<b>2</b>
Q861	Hospital activities	s	s	s	s	s	s	s
Q862	Medical and dental practice activities	s	s	s	s	s	s	s
	<b>ARMM</b>	<b>3</b>	<b>60</b>	<b>136</b>	<b>54</b>	<b>131</b>	<b>6</b>	<b>5</b>
Q861	Hospital activities	3	60	136	54	131	6	5

**TABLE 2a.1 Number of Establishments and Research and Development (R&D) Personnel by Sex for Human Health and Social Work Activities Establishments with Total Employment of 20 and Over by Region and Industry Group: Philippines, 2017**

*(Details may not add up to total due to rounding and/or statistical disclosure control)*

2009 PSIC Code	Region/ Industry Description	Number of Establishments	R & D Personnel as of 15 November		
			Total	Male	Female
			(1)	(2)	(3)
	<b>PHILIPPINES</b>	<b>1,096</b>	<b>172</b>	<b>71</b>	<b>101</b>
Q861	Hospital activities	699	166	68	98
Q862	Medical and dental practice activities	283	3	1	1
Q869	Other human health activities	15	4	2	2
Q871	Residential nursing care facilities	s	s	s	s
Q872	Residential care activities for mental retardation, mental health and substance abuse	14	-	-	-
Q873	Residential care activities for the elderly and disabled	s	s	s	s
Q879	Other residential care activities, n.e.c.	25	-	-	-
Q881	Social work activities without accommodation for the elderly and disabled	4	-	-	-
Q889	Other social work activities without accommodation, n.e.c.	52	-	-	-
	<b>NCR</b>	<b>322</b>	<b>41</b>	<b>14</b>	<b>27</b>
Q861	Hospital activities	104	37	12	25
Q862	Medical and dental practice activities	165	-	-	-
Q869	Other human health activities	8	4	2	2
Q871	Residential nursing care facilities }				
Q872	Residential care activities for mental retardation, mental health and substance abuse }	9	-	-	-
Q873	Residential care activities for the elderly and disabled }				
Q879	Other residential care activities, n.e.c.	13	-	-	-
Q881	Social work activities without accommodation for the elderly and disabled	3	-	-	-
Q889	Other social work activities without accommodation, n.e.c.	20	-	-	-
	<b>CAR</b>	<b>14</b>	<b>15</b>	<b>5</b>	<b>10</b>
Q861	Hospital activities	10	15	5	10
Q862	Medical and dental practice activities	s	s	s	s
Q879	Other residential care activities, n.e.c.	s	s	s	s
	<b>I - Ilocos</b>	<b>46</b>	<b>-</b>	<b>-</b>	<b>-</b>
Q861	Hospital activities	s	s	s	s
Q862	Medical and dental practice activities	s	s	s	s
Q873	Residential care activities for the elderly and disabled	s	s	s	s

*Continued*

TABLE 2a.1--Continued

2009 PSIC Code	Region/ Industry Description	Number of Establishments	R & D Personnel as of 15 November		
			Total	Male	Female
			(1)	(2)	(3)
	<b>II - Cagayan Valley</b>	<b>29</b>	<b>4</b>	<b>2</b>	<b>2</b>
Q861	Hospital activities	s	s	s	s
Q862	Medical and dental practice activities	s	s	s	s
	<b>III - Central Luzon</b>	<b>100</b>	<b>29</b>	<b>15</b>	<b>14</b>
Q861	Hospital activities	88	29	15	14
Q862	Medical and dental practice activities	8	-	-	-
Q869	Other human health activities	s	s	s	s
Q879	Other residential care activities, n.e.c.	s	s	s	s
	<b>IVA - CALABARZON</b>	<b>177</b>	<b>17</b>	<b>4</b>	<b>12</b>
Q861	Hospital activities	132	14	3	11
Q862	Medical and dental practice activities	36	3	1	1
Q869	Other human health activities	3	-	-	-
Q871	Residential nursing care facilities	s	s	s	s
Q872	Residential care activities for mental retardation, mental health and substance abuse	s	s	s	s
Q879	Other residential care activities, n.e.c.	s	s	s	s
Q889	Other social work activities without accommodation, n.e.c.	s	s	s	s
	<b>MIMAROPA Region</b>	<b>15</b>	<b>-</b>	<b>-</b>	<b>-</b>
Q861	Hospital activities	12	-	-	-
Q879	Other residential care activities, n.e.c.	s	s	s	s
Q889	Other social work activities without accommodation, n.e.c.	s	s	s	s
	<b>V - Bicol</b>	<b>37</b>	<b>14</b>	<b>14</b>	<b>-</b>
Q861	Hospital activities	28	14	14	-
Q862	Medical and dental practice activities	s	s	s	s
Q872	Residential care activities for mental retardation, mental health and substance abuse	s	s	s	s
Q881	Social work activities without accommodation for the elderly and disabled	s	s	s	s
Q889	Other social work activities without accommodation, n.e.c.	4	-	-	-

Continued

TABLE 2a.1--Continued

2009 PSIC Code	Region/ Industry Description	Number of Establishments	R & D Personnel as of 15 November		
			Total	Male	Female
			(1)	(2)	(3)
	<b>VI - Western Visayas</b>	<b>46</b>	<b>2</b>	<b>-</b>	<b>2</b>
Q861	Hospital activities	23	2	-	2
Q862	Medical and dental practice activities	17	-	-	-
Q879	Other residential care activities, n.e.c.	s	s	s	s
Q889	Other social work activities without accommodation, n.e.c.	s	s	s	s
	<b>VII - Central Visayas</b>	<b>73</b>	<b>33</b>	<b>14</b>	<b>19</b>
Q861	Hospital activities	37	33	14	19
Q862	Medical and dental practice activities	23	-	-	-
Q869	Other human health activities	s	s	s	s
Q872	Residential care activities for mental retardation, mental health and substance abuse	s	s	s	s
Q879	Other residential care activities, n.e.c.	s	s	s	s
Q889	Other social work activities without accommodation, n.e.c.	8	-	-	-
	<b>VIII - Eastern Visayas</b>	<b>19</b>	<b>7</b>	<b>3</b>	<b>4</b>
Q861	Hospital activities	s	s	s	s
Q879	Other residential care activities, n.e.c.	s	s	s	s
	<b>IX - Zamboanga Peninsula</b>	<b>23</b>	<b>-</b>	<b>-</b>	<b>-</b>
Q861	Hospital activities	s	s	s	s
Q889	Other social work activities without accommodation, n.e.c.	s	s	s	s
	<b>X - Northern Mindanao</b>	<b>62</b>	<b>7</b>	<b>-</b>	<b>7</b>
Q861	Hospital activities	49	7	-	7
Q862	Medical and dental practice activities	10	-	-	-
Q872	Residential care activities for mental retardation, mental health and substance abuse	s	s	s	s
Q889	Other social work activities without accommodation, n.e.c.	s	s	s	s

Continued

TABLE 2a.1--Concluded

2009 PSIC Code	Region/ Industry Description	Number of Establishments	R & D Personnel as of 15 November		
			Total	Male	Female
			(1)	(2)	(3)
	<b>XI - Davao</b>	<b>61</b>	<b>4</b>	<b>-</b>	<b>4</b>
Q861	Hospital activities	40	4	-	4
Q862	Medical and dental practice activities	13	-	-	-
Q869	Other human health activities	s	s	s	s
Q872	Residential care activities for mental retardation, mental health and substance abuse	s	s	s	s
Q879	Other residential care activities, n.e.c.	s	s	s	s
Q889	Other social work activities without accommodation, n.e.c.	5	-	-	-
	<b>XII - SOCCSKSARGEN</b>	<b>58</b>	<b>-</b>	<b>-</b>	<b>-</b>
Q861	Hospital activities	53	-	-	-
Q862	Medical and dental practice activities	s	s	s	s
Q869	Other human health activities	s	s	s	s
Q889	Other social work activities without accommodation, n.e.c.	s	s	s	s
	<b>XIII - Caraga</b>	<b>11</b>	<b>-</b>	<b>-</b>	<b>-</b>
Q861	Hospital activities	s	s	s	s
Q862	Medical and dental practice activities	s	s	s	s
	<b>ARMM</b>	<b>3</b>	<b>-</b>	<b>-</b>	<b>-</b>
Q861	Hospital activities	3	-	-	-

**TABLE 3a Number of Establishments and Compensation by Type for Human Health and Social Work Activities Establishments  
with Total Employment of 20 and Over by Region and Industry Group: Philippines, 2017**

(Values are in thousand pesos, except for number of establishments. Details may not add-up to total due to rounding and/or statistical disclosure control.)

2009 PSIC Code	Region/ Industry Description	Number of Establishments	Compensation			
			Total	Gross Salaries and Wages	Separation, Retirement/Terminal Pay, Gratuities, etc.	Total Employers' Contribution to SSS/GSIS, ECC, etc.
		(1)	(2)	(3)	(4)	(5)
<b>PHILIPPINES</b>		<b>1,096</b>	<b>33,626,811</b>	<b>30,182,209</b>	<b>1,380,932</b>	<b>2,063,670</b>
Q861	Hospital activities	699	28,728,352	25,872,521	1,134,183	1,721,647
Q862	Medical and dental practice activities	283	3,448,984	3,121,659	86,735	240,591
Q869	Other human health activities	15	301,943	195,456	94,364	12,123
Q871	Residential nursing care facilities	s	s	s	s	s
Q872	Residential care activities for mental retardation, mental health and substance abuse	14	121,150	103,533	4,941	12,676
Q873	Residential care activities for the elderly and disabled	s	s	s	s	s
Q879	Other residential care activities, n.e.c.	25	211,698	194,959	4,825	11,914
Q881	Social work activities without accommodation for the elderly and disabled	4	59,110	50,785	7,068	1,257
Q889	Other social work activities without accommodation, n.e.c.	52	747,586	636,058	48,816	62,712
<b>NCR</b>		<b>322</b>	<b>14,906,007</b>	<b>13,357,395</b>	<b>778,255</b>	<b>770,357</b>
Q861	Hospital activities	104	11,768,806	10,601,371	575,513	591,922
Q862	Medical and dental practice activities	165	2,283,551	2,080,932	75,878	126,741
Q869	Other human health activities	8	254,445	155,545	90,953	7,948
Q871	Residential nursing care facilities	9	80,097	65,844	3,897	10,357
Q872	Residential care activities for mental retardation, mental health and substance abuse					
Q873	Residential care activities for the elderly and disabled					
Q879	Other residential care activities, n.e.c.	13	156,808	143,173	4,401	9,233
Q881	Social work activities without accommodation for the elderly and disabled	3	55,104	46,971	7,068	1,065
Q889	Other social work activities without accommodation, n.e.c.	20	307,196	263,560	20,545	23,091
<b>CAR</b>		<b>14</b>	<b>587,652</b>	<b>517,334</b>	<b>39,784</b>	<b>30,535</b>
Q861	Hospital activities	10	480,350	416,537	39,110	24,703
Q862	Medical and dental practice activities	s	s	s	s	s
Q879	Other residential care activities, n.e.c.	s	s	s	s	s
<b>I - Ilocos</b>		<b>46</b>	<b>680,103</b>	<b>620,100</b>	<b>16,906</b>	<b>43,097</b>
Q861	Hospital activities	s	s	s	s	s
Q862	Medical and dental practice activities	s	s	s	s	s
Q873	Residential care activities for the elderly and disabled	s	s	s	s	s

Continued



TABLE 3a--Continued

2009 PSIC Code	Region/ Industry Description	Number of Establishments	Compensation			
			Total	Gross Salaries and Wages	Separation, Retirement/Terminal Pay, Gratuities, etc.	Total Employers' Contribution to SSS/GSIS, ECC, etc.
		(1)	(2)	(3)	(4)	(5)
	II - Cagayan Valley	29	479,812	430,528	3,464	45,820
Q861	Hospital activities	s	s	s	s	s
Q862	Medical and dental practice activities	s	s	s	s	s
	III - Central Luzon	100	1,713,517	1,564,700	25,677	123,140
Q861	Hospital activities	88	1,619,712	1,481,198	22,298	116,216
Q862	Medical and dental practice activities	8	77,180	71,812	133	5,234
Q869	Other human health activities	s	s	s	s	s
Q879	Other residential care activities, n.e.c.	s	s	s	s	s
	IVA - CALABARZON	177	4,630,872	4,262,847	84,656	283,370
Q861	Hospital activities	132	4,282,241	3,942,837	82,230	257,174
Q862	Medical and dental practice activities	36	259,234	237,341	2,204	19,689
Q869	Other human health activities	3	16,678	14,728	-	1,951
Q871	Residential nursing care facilities	s	s	s	s	s
Q872	Residential care activities for mental retardation, mental health and substance abuse	s	s	s	s	s
Q879	Other residential care activities, n.e.c.	s	s	s	s	s
Q889	Other social work activities without accommodation, n.e.c.	s	s	s	s	s
	MIMAROPA Region	15	317,574	282,825	17,899	16,851
Q861	Hospital activities	12	309,096	277,098	15,683	16,315
Q879	Other residential care activities, n.e.c.	s	s	s	s	s
Q889	Other social work activities without accommodation, n.e.c.	s	s	s	s	s
	V - Bicol	37	570,602	496,054	10,384	64,164
Q861	Hospital activities	28	500,006	434,655	6,223	59,128
Q862	Medical and dental practice activities	s	s	s	s	s
Q872	Residential care activities for mental retardation, mental health and substance abuse	s	s	s	s	s
Q881	Social work activities without accommodation for the elderly and disabled	s	s	s	s	s
Q889	Other social work activities without accommodation, n.e.c.	4	55,166	46,903	4,062	4,201

Continued

TABLE 3a--Continued

2009 PSIC Code	Region/ Industry Description	Number of Establishments	Compensation			
			Total	Gross Salaries and Wages	Separation, Retirement/Terminal Pay, Gratuities, etc.	Total Employers' Contribution to SSS/GSIS, ECC, etc.
		(1)	(2)	(3)	(4)	(5)
	<b>VI - Western Visayas</b>	<b>46</b>	<b>1,874,918</b>	<b>1,621,202</b>	<b>66,820</b>	<b>186,895</b>
Q861	Hospital activities	23	1,660,664	1,455,446	65,543	139,675
Q862	Medical and dental practice activities	17	158,396	114,077	984	43,335
Q879	Other residential care activities, n.e.c.	s	s	s	s	s
Q889	Other social work activities without accommodation, n.e.c.	s	s	s	s	s
	<b>VII - Central Visayas</b>	<b>73</b>	<b>2,976,995</b>	<b>2,710,046</b>	<b>102,822</b>	<b>164,127</b>
Q861	Hospital activities	37	2,461,920	2,259,264	84,439	118,218
Q862	Medical and dental practice activities	23	294,597	270,729	1,269	22,598
Q869	Other human health activities	s	s	s	s	s
Q872	Residential care activities for mental retardation, mental health and substance abuse	s	s	s	s	s
Q879	Other residential care activities, n.e.c.	s	s	s	s	s
Q889	Other social work activities without accommodation, n.e.c.	8	202,552	163,368	16,948	22,236
	<b>VIII - Eastern Visayas</b>	<b>19</b>	<b>404,999</b>	<b>348,272</b>	<b>30,327</b>	<b>26,400</b>
Q861	Hospital activities	s	s	s	s	s
Q879	Other residential care activities, n.e.c.	s	s	s	s	s
	<b>IX - Zamboanga Peninsula</b>	<b>23</b>	<b>511,708</b>	<b>458,027</b>	<b>22,936</b>	<b>30,744</b>
Q861	Hospital activities	s	s	s	s	s
Q889	Other social work activities without accommodation, n.e.c.	s	s	s	s	s
	<b>X - Northern Mindanao</b>	<b>62</b>	<b>997,219</b>	<b>907,392</b>	<b>27,659</b>	<b>62,168</b>
Q861	Hospital activities	49	918,723	833,059	27,126	58,539
Q862	Medical and dental practice activities	10	68,791	65,276	520	2,995
Q872	Residential care activities for mental retardation, mental health and substance abuse	s	s	s	s	s
Q889	Other social work activities without accommodation, n.e.c.	s	s	s	s	s

Continued

TABLE 3a--Concluded

2009 PSIC Code	Region/ Industry Description	Number of Establishments	Compensation			
			Total	Gross Salaries and Wages	Separation, Retirement/Terminal Pay, Gratuities, etc.	Total Employers' Contribution to SSS/GSIS, ECC, etc.
		(1)	(2)	(3)	(4)	(5)
	<b>XI - Davao</b>	<b>61</b>	<b>1,429,578</b>	<b>1,231,471</b>	<b>108,393</b>	<b>89,714</b>
Q861	Hospital activities	40	1,252,649	1,073,940	101,165	77,544
Q862	Medical and dental practice activities	13	108,648	96,164	4,884	7,600
Q869	Other human health activities	s	s	s	s	s
Q872	Residential care activities for mental retardation, mental health and substance abuse	s	s	s	s	s
Q879	Other residential care activities, n.e.c.	s	s	s	s	s
Q889	Other social work activities without accommodation, n.e.c.	5	47,031	42,370	1,522	3,139
	<b>XII - SOCCSKSARGEN</b>	<b>58</b>	<b>1,334,574</b>	<b>1,196,256</b>	<b>30,556</b>	<b>107,762</b>
Q861	Hospital activities	53	1,303,513	1,170,160	28,744	104,609
Q862	Medical and dental practice activities	s	s	s	s	s
Q869	Other human health activities	s	s	s	s	s
Q889	Other social work activities without accommodation, n.e.c.	s	s	s	s	s
	<b>XIII - Caraga</b>	<b>11</b>	<b>189,030</b>	<b>158,351</b>	<b>13,897</b>	<b>16,782</b>
Q861	Hospital activities	s	s	s	s	s
Q862	Medical and dental practice activities	s	s	s	s	s
	<b>ARMM</b>	<b>3</b>	<b>21,651</b>	<b>19,409</b>	<b>497</b>	<b>1,744</b>
Q861	Hospital activities	3	21,651	19,409	497	1,744

**TABLE 4a Number of Establishments and Income by Type for Human Health and Social Work Activities Establishments  
with Total Employment of 20 and Over by Region and Industry Group: Philippines, 2017**

(Values are in thousand pesos, except for number of establishments. Details may not add-up to total due to rounding and/or statistical disclosure control.)

2009 PSIC Code	Region/ Industry Description	Number of Establishments	Income				
			Total	Income from Service Rendered	Commissions and Fees Earned	Income from Non-Industrial Services Done for Others	Sale of Goods
	PHILIPPINES	1,096	166,751,086	119,041,517	156,218	2,103,935	33,684,194
Q861	Hospital activities	699	137,962,522	102,443,701	147,105	1,806,759	31,971,401
Q862	Medical and dental practice activities	283	16,602,814	14,396,135	286	127,953	1,683,020
Q869	Other human health activities	15	1,849,523	1,735,632	-	1,884	-
Q871	Residential nursing care facilities	s	s	s	s	s	s
Q872	Residential care activities for mental retardation, mental health and substance abuse	14	402,573	242,686	1	1,350	14,616
Q873	Residential care activities for the elderly and disabled	s	s	s	s	s	s
Q879	Other residential care activities, n.e.c.	25	800,390	206,962	-	29,046	-
Q881	Social work activities without accommodation for the elderly and disabled	4	145,272	-	-	707	8,592
Q889	Other social work activities without accommodation, n.e.c.	52	8,945,918	-	8,826	136,237	6,565
	NCR	322	72,363,686	53,919,672	8,826	1,355,917	11,287,569
Q861	Hospital activities	104	54,566,686	42,158,240	-	1,253,792	10,098,989
Q862	Medical and dental practice activities	165	11,161,373	9,817,024	-	68,282	1,179,988
Q869	Other human health activities	8	1,600,149	1,586,389	-	1,884	-
Q871	Residential nursing care facilities }						
Q872	Residential care activities for mental retardation, mental health and substance abuse }	9	298,910	177,064	-	20	-
Q873	Residential care activities for the elderly and disabled }						
Q879	Other residential care activities, n.e.c.	13	616,054	180,956	-	29,046	-
Q881	Social work activities without accommodation for the elderly and disabled	3	127,364	-	-	707	8,592
Q889	Other social work activities without accommodation, n.e.c.	20	3,993,149	-	8,826	2,187	-
	CAR	14	1,880,413	1,388,691	-	66,329	180,131
Q861	Hospital activities	10	1,511,905	1,291,169	-	64,495	151,341
Q862	Medical and dental practice activities	s	s	s	s	s	s
Q879	Other residential care activities, n.e.c.	s	s	s	s	s	s

Continued

TABLE 4a--Continued

2009 PSIC Code	Region/ Industry Description	Number of Establishments	Income				
			Total	Income from Service Rendered	Commissions and Fees Earned	Income from Non-Industrial Services Done for Others	Sale of Goods
		(1)	(2)	(3)	(4)	(5)	(6)
	<b>I - Ilocos</b>	<b>46</b>	<b>3,664,762</b>	<b>2,677,592</b>	<b>-</b>	<b>23,105</b>	<b>944,030</b>
Q861	Hospital activities	s	s	s	s	s	s
Q862	Medical and dental practice activities	s	s	s	s	s	s
Q873	Residential care activities for the elderly and disabled	s	s	s	s	s	s
	<b>II - Cagayan Valley</b>	<b>29</b>	<b>2,371,526</b>	<b>1,656,416</b>	<b>-</b>	<b>25,292</b>	<b>671,423</b>
Q861	Hospital activities	s	s	s	s	s	s
Q862	Medical and dental practice activities	s	s	s	s	s	s
	<b>III - Central Luzon</b>	<b>100</b>	<b>11,516,021</b>	<b>8,817,839</b>	<b>113,373</b>	<b>48,912</b>	<b>2,444,025</b>
Q861	Hospital activities	88	11,028,183	8,432,653	113,373	46,539	2,407,751
Q862	Medical and dental practice activities	8	403,073	364,183	-	2,373	36,274
Q869	Other human health activities	s	s	s	s	s	s
Q879	Other residential care activities, n.e.c.	s	s	s	s	s	s
	<b>IVA - CALABARZON</b>	<b>177</b>	<b>23,911,971</b>	<b>16,420,506</b>	<b>6,118</b>	<b>85,540</b>	<b>5,429,248</b>
Q861	Hospital activities	132	20,508,867	14,999,825	6,118	80,546	5,337,372
Q862	Medical and dental practice activities	36	1,367,919	1,272,871	-	4,982	86,347
Q869	Other human health activities	3	91,528	90,872	-	-	-
Q871	Residential nursing care facilities	s	s	s	s	s	s
Q872	Residential care activities for mental retardation, mental health and substance abuse	s	s	s	s	s	s
Q879	Other residential care activities, n.e.c.	s	s	s	s	s	s
Q889	Other social work activities without accommodation, n.e.c.	s	s	s	s	s	s
	<b>MIMAROPA Region</b>	<b>15</b>	<b>1,705,526</b>	<b>1,144,109</b>	<b>34</b>	<b>32,439</b>	<b>442,104</b>
Q861	Hospital activities	12	1,623,863	1,142,373	34	32,439	442,104
Q879	Other residential care activities, n.e.c.	s	s	s	s	s	s
Q889	Other social work activities without accommodation, n.e.c.	s	s	s	s	s	s

Continued

TABLE 4a--Continued

2009 PSIC Code	Region/ Industry Description	Number of Establishments	Income				
			Total	Income from Service Rendered	Commissions and Fees Earned	Income from Non-Industrial Services Done for Others	Sale of Goods
		(1)	(2)	(3)	(4)	(5)	(6)
<b>V - Bicol</b>		<b>37</b>	<b>2,608,724</b>	<b>1,387,318</b>	<b>287</b>	<b>43,922</b>	<b>645,759</b>
Q861	Hospital activities	28	1,980,938	1,340,905	-	29,196	597,106
Q862	Medical and dental practice activities	s	s	s	s	s	s
Q872	Residential care activities for mental retardation, mental health and substance abuse	s	s	s	s	s	s
Q881	Social work activities without accommodation for the elderly and disabled	s	s	s	s	s	s
Q889	Other social work activities without accommodation, n.e.c.	4	512,729	-	-	14,263	-
<b>VI - Western Visayas</b>		<b>46</b>	<b>8,142,582</b>	<b>5,057,428</b>	<b>4,320</b>	<b>55,185</b>	<b>2,765,170</b>
Q861	Hospital activities	23	7,401,643	4,606,559	4,320	47,645	2,707,099
Q862	Medical and dental practice activities	17	518,507	450,870	-	7,540	51,507
Q879	Other residential care activities, n.e.c.	s	s	s	s	s	s
Q889	Other social work activities without accommodation, n.e.c.	s	s	s	s	s	s
<b>VII - Central Visayas</b>		<b>73</b>	<b>15,040,548</b>	<b>9,878,555</b>	<b>949</b>	<b>244,372</b>	<b>2,944,515</b>
Q861	Hospital activities	37	11,759,190	8,577,557	949	121,280	2,931,891
Q862	Medical and dental practice activities	23	1,340,124	1,274,486	-	2,077	12,623
Q869	Other human health activities	s	s	s	s	s	s
Q872	Residential care activities for mental retardation, mental health and substance abuse	s	s	s	s	s	s
Q879	Other residential care activities, n.e.c.	s	s	s	s	s	s
Q889	Other social work activities without accommodation, n.e.c.	8	1,864,775	-	-	119,788	-
<b>VIII - Eastern Visayas</b>		<b>19</b>	<b>2,155,512</b>	<b>1,477,871</b>	<b>16,244</b>	<b>17,893</b>	<b>589,120</b>
Q861	Hospital activities	s	s	s	s	s	s
Q879	Other residential care activities, n.e.c.	s	s	s	s	s	s
<b>IX - Zamboanga Peninsula</b>		<b>23</b>	<b>2,280,688</b>	<b>1,622,213</b>	<b>-</b>	<b>12,819</b>	<b>491,862</b>
Q861	Hospital activities	s	s	s	s	s	s
Q889	Other social work activities without accommodation, n.e.c.	s	s	s	s	s	s

Continued

TABLE 4a--Continued

2009 PSIC Code	Region/ Industry Description	Number of Establishments	Income				
			Total	Income from Service Rendered	Commissions and Fees Earned	Income from Non-Industrial Services Done for Others	Sale of Goods
		(1)	(2)	(3)	(4)	(5)	(6)
	<b>X - Northern Mindanao</b>	<b>62</b>	<b>6,384,776</b>	<b>4,943,613</b>	<b>-</b>	<b>21,545</b>	<b>1,382,591</b>
Q861	Hospital activities	49	5,962,166	4,621,473	-	12,935	1,318,648
Q862	Medical and dental practice activities	10	392,568	319,740	-	8,610	63,942
Q872	Residential care activities for mental retardation, mental health and substance abuse	s	s	s	s	s	s
Q889	Other social work activities without accommodation, n.e.c.	s	s	s	s	s	s
	<b>XI - Davao</b>	<b>61</b>	<b>6,215,735</b>	<b>3,971,156</b>	<b>2,989</b>	<b>59,484</b>	<b>1,825,068</b>
Q861	Hospital activities	40	5,405,388	3,532,997	2,989	33,658	1,707,461
Q862	Medical and dental practice activities	13	539,600	405,254	-	25,826	108,520
Q869	Other human health activities	s	s	s	s	s	s
Q872	Residential care activities for mental retardation, mental health and substance abuse	s	s	s	s	s	s
Q879	Other residential care activities, n.e.c.	s	s	s	s	s	s
Q889	Other social work activities without accommodation, n.e.c.	5	173,916	-	-	-	-
	<b>XII - SOCCSKSARGEN</b>	<b>58</b>	<b>5,205,468</b>	<b>3,840,059</b>	<b>-</b>	<b>8,854</b>	<b>1,183,797</b>
Q861	Hospital activities	53	5,034,287	3,820,343	-	8,854	1,183,797
Q862	Medical and dental practice activities	s	s	s	s	s	s
Q869	Other human health activities	s	s	s	s	s	s
Q889	Other social work activities without accommodation, n.e.c.	s	s	s	s	s	s
	<b>XIII - Caraga</b>	<b>11</b>	<b>1,236,046</b>	<b>794,340</b>	<b>354</b>	<b>2,317</b>	<b>438,360</b>
Q861	Hospital activities	s	s	s	s	s	s
Q862	Medical and dental practice activities	s	s	s	s	s	s
	<b>ARMM</b>	<b>3</b>	<b>67,103</b>	<b>44,138</b>	<b>2,725</b>	<b>9</b>	<b>19,424</b>
Q861	Hospital activities	3	67,103	44,138	2,725	9	19,424

Continued

TABLE 4a--Continued

2009 PSIC Code	Region/ Industry Description	Income					
		Interest Income	Dividend Income	Royalty Income	Franchise Income	Grants and Donations	Other Income
		(7)	(8)	(9)	(10)	(11)	(12)
	<b>PHILIPPINES</b>	<b>507,301</b>	<b>418,034</b>	<b>5,837</b>	<b>3,324</b>	<b>9,426,651</b>	<b>1,404,076</b>
Q861	Hospital activities	197,205	33,324	-	76	156,383	1,206,568
Q862	Medical and dental practice activities	8,720	17,136	5,837	3,248	283,096	77,383
Q869	Other human health activities	9,974	1,079	-	-	99,475	1,479
Q871	Residential nursing care facilities	s	s	s	s	s	s
Q872	Residential care activities for mental retardation, mental health and substance abuse	193	-	-	-	134,875	8,851
Q873	Residential care activities for the elderly and disabled	s	s	s	s	s	s
Q879	Other residential care activities, n.e.c.	7,578	5,727	-	-	537,833	13,245
Q881	Social work activities without accommodation for the elderly and disabled	123	-	-	-	134,560	1,291
Q889	Other social work activities without accommodation, n.e.c.	283,233	360,767	-	-	8,057,476	92,815
	<b>NCR</b>	<b>153,725</b>	<b>53,161</b>	<b>-</b>	<b>76</b>	<b>4,547,266</b>	<b>1,037,474</b>
Q861	Hospital activities	118,743	14,534	-	76	28,202	894,110
Q862	Medical and dental practice activities	6,452	16,984	-	-	3,078	69,565
Q869	Other human health activities	9,974	1,079	-	-	-	823
Q871	Residential nursing care facilities }						
Q872	Residential care activities for mental retardation, mental health and substance abuse }	427	-	-	-	113,783	7,617
Q873	Residential care activities for the elderly and disabled }						
Q879	Other residential care activities, n.e.c.	1,821	5,727	-	-	388,712	9,791
Q881	Social work activities without accommodation for the elderly and disabled	-	-	-	-	116,832	1,231
Q889	Other social work activities without accommodation, n.e.c.	16,306	14,836	-	-	3,896,660	54,336
	<b>CAR</b>	<b>452</b>	<b>-</b>	<b>-</b>	<b>-</b>	<b>236,371</b>	<b>8,440</b>
Q861	Hospital activities	437	-	-	-	-	4,463
Q862	Medical and dental practice activities	s	s	s	s	s	s
Q879	Other residential care activities, n.e.c.	s	s	s	s	s	s
	<b>I - Ilocos</b>	<b>1,242</b>	<b>40</b>	<b>-</b>	<b>-</b>	<b>6,965</b>	<b>11,787</b>
Q861	Hospital activities	s	s	s	s	s	s
Q862	Medical and dental practice activities	s	s	s	s	s	s
Q873	Residential care activities for the elderly and disabled	s	s	s	s	s	s

Continued



TABLE 4a--Continued

2009 PSIC Code	Region/ Industry Description	Income					
		Interest Income	Dividend Income	Royalty Income	Franchise Income	Grants and Donations	Other Income
		(7)	(8)	(9)	(10)	(11)	(12)
	<b>II - Cagayan Valley</b>	<b>2,557</b>	<b>588</b>	<b>897</b>	<b>-</b>	<b>1,530</b>	<b>12,824</b>
Q861	Hospital activities	s	s	s	s	s	s
Q862	Medical and dental practice activities	s	s	s	s	s	s
	<b>III - Central Luzon</b>	<b>5,916</b>	<b>152</b>	<b>-</b>	<b>-</b>	<b>62,927</b>	<b>22,878</b>
Q861	Hospital activities	5,407	-	-	-	86	22,375
Q862	Medical and dental practice activities	93	152	-	-	-	-
Q869	Other human health activities	s	s	s	s	s	s
Q879	Other residential care activities, n.e.c.	s	s	s	s	s	s
	<b>IVA - CALABARZON</b>	<b>151,267</b>	<b>2,650</b>	<b>-</b>	<b>-</b>	<b>1,741,380</b>	<b>75,261</b>
Q861	Hospital activities	11,351	2,650	-	-	6,825	64,180
Q862	Medical and dental practice activities	1,165	-	-	-	-	2,554
Q869	Other human health activities	-	-	-	-	-	655
Q871	Residential nursing care facilities	s	s	s	s	s	s
Q872	Residential care activities for mental retardation, mental health and substance abuse	s	s	s	s	s	s
Q879	Other residential care activities, n.e.c.	s	s	s	s	s	s
Q889	Other social work activities without accommodation, n.e.c.	s	s	s	s	s	s
	<b>MIMAROPA Region</b>	<b>1,271</b>	<b>-</b>	<b>-</b>	<b>-</b>	<b>79,776</b>	<b>5,794</b>
Q861	Hospital activities	1,107	-	-	-	14	5,794
Q879	Other residential care activities, n.e.c.	s	s	s	s	s	s
Q889	Other social work activities without accommodation, n.e.c.	s	s	s	s	s	s
	<b>V - Bicol</b>	<b>4,425</b>	<b>230</b>	<b>-</b>	<b>-</b>	<b>514,365</b>	<b>12,418</b>
Q861	Hospital activities	3,378	230	-	-	1,767	8,357
Q862	Medical and dental practice activities	s	s	s	s	s	s
Q872	Residential care activities for mental retardation, mental health and substance abuse	s	s	s	s	s	s
Q881	Social work activities without accommodation for the elderly and disabled	s	s	s	s	s	s
Q889	Other social work activities without accommodation, n.e.c.	747	-	-	-	493,752	3,967

Continued

TABLE 4a--Continued

2009 PSIC Code	Region/ Industry Description	Income					
		Interest Income	Dividend Income	Royalty Income	Franchise Income	Grants and Donations	Other Income
		(7)	(8)	(9)	(10)	(11)	(12)
	<b>VI - Western Visayas</b>	<b>14,680</b>	<b>340</b>	<b>4,940</b>	<b>3,248</b>	<b>209,495</b>	<b>27,776</b>
Q861	Hospital activities	9,257	340	-	-	336	26,088
Q862	Medical and dental practice activities	99	-	4,940	3,248	-	304
Q879	Other residential care activities, n.e.c.	s	s	s	s	s	s
Q889	Other social work activities without accommodation, n.e.c.	s	s	s	s	s	s
	<b>VII - Central Visayas</b>	<b>153,404</b>	<b>360,873</b>	<b>-</b>	<b>-</b>	<b>1,367,567</b>	<b>90,312</b>
Q861	Hospital activities	26,399	14,941	-	-	21,073	65,100
Q862	Medical and dental practice activities	451	-	-	-	49,712	775
Q869	Other human health activities	s	s	s	s	s	s
Q872	Residential care activities for mental retardation, mental health and substance abuse	s	s	s	s	s	s
Q879	Other residential care activities, n.e.c.	s	s	s	s	s	s
Q889	Other social work activities without accommodation, n.e.c.	126,534	345,931	-	-	1,253,050	19,472
	<b>VIII - Eastern Visayas</b>	<b>1,341</b>	<b>-</b>	<b>-</b>	<b>-</b>	<b>50,431</b>	<b>2,612</b>
Q861	Hospital activities	s	s	s	s	s	s
Q879	Other residential care activities, n.e.c.	s	s	s	s	s	s
	<b>IX - Zamboanga Peninsula</b>	<b>9,933</b>	<b>-</b>	<b>-</b>	<b>-</b>	<b>136,141</b>	<b>7,719</b>
Q861	Hospital activities	s	s	s	s	s	s
Q889	Other social work activities without accommodation, n.e.c.	s	s	s	s	s	s
	<b>X - Northern Mindanao</b>	<b>3,019</b>	<b>-</b>	<b>-</b>	<b>-</b>	<b>28,907</b>	<b>5,100</b>
Q861	Hospital activities	2,744	-	-	-	1,266	5,100
Q862	Medical and dental practice activities	276	-	-	-	-	-
Q872	Residential care activities for mental retardation, mental health and substance abuse	s	s	s	s	s	s
Q889	Other social work activities without accommodation, n.e.c.	s	s	s	s	s	s

Continued

TABLE 4a--Concluded

2009 PSIC Code	Region/ Industry Description	Income					
		Interest Income	Dividend Income	Royalty Income	Franchise Income	Grants and Donations	Other Income
		(7)	(8)	(9)	(10)	(11)	(12)
	<b>XI - Davao</b>	<b>2,589</b>	-	-	-	<b>294,116</b>	<b>60,333</b>
Q861	Hospital activities	2,179	-	-	-	70,870	55,234
Q862	Medical and dental practice activities	-	-	-	-	-	-
Q869	Other human health activities	s	s	s	s	s	s
Q872	Residential care activities for mental retardation, mental health and substance abuse	s	s	s	s	s	s
Q879	Other residential care activities, n.e.c.	s	s	s	s	s	s
Q889	Other social work activities without accommodation, n.e.c.	410	-	-	-	168,406	5,100
	<b>XII - SOCCSKSARGEN</b>	<b>1,138</b>	-	-	-	<b>149,328</b>	<b>22,294</b>
Q861	Hospital activities	969	-	-	-	74	20,251
Q862	Medical and dental practice activities	s	s	s	s	s	s
Q869	Other human health activities	s	s	s	s	s	s
Q889	Other social work activities without accommodation, n.e.c.	s	s	s	s	s	s
	<b>XIII - Caraga</b>	<b>339</b>	-	-	-	<b>85</b>	<b>251</b>
Q861	Hospital activities	s	s	s	s	s	s
Q862	Medical and dental practice activities	s	s	s	s	s	s
	<b>ARMM</b>	<b>3</b>	-	-	-	-	<b>803</b>
Q861	Hospital activities	3	-	-	-	-	803

**TABLE 4a.1 Number of Establishments and Income from Service Rendered by Type of Transaction for Human Health and Social Work Activities  
Establishments with Total Employment of 20 and Over by Region and Industry Group: Philippines, 2017**

*(Values are in thousand pesos, except for number of establishments. Details may not add-up to total due to rounding and/or statistical disclosure control.)*

2009 PSIC Code	Region/ Industry Description	Number of Establishments	Income from Service Rendered		
			Total	Transactions Within the Country	Transactions Outside the Country
		(1)	(2)	(3)	(4)
	PHILIPPINES	1,096	119,041,517	119,041,517	-
Q861	Hospital activities	699	102,443,701	102,443,701	-
Q862	Medical and dental practice activities	283	14,396,135	14,396,135	-
Q869	Other human health activities	15	1,735,632	1,735,632	-
Q871	Residential nursing care facilities	s	s	s	s
Q872	Residential care activities for mental retardation, mental health and substance abuse	14	242,686	242,686	-
Q873	Residential care activities for the elderly and disabled	s	s	s	s
Q879	Other residential care activities, n.e.c.	25	206,962	206,962	-
Q881	Social work activities without accommodation for the elderly and disabled	4	-	-	-
Q889	Other social work activities without accommodation, n.e.c.	52	-	-	-
	NCR	322	53,919,672	53,919,672	-
Q861	Hospital activities	104	42,158,240	42,158,240	-
Q862	Medical and dental practice activities	165	9,817,024	9,817,024	-
Q869	Other human health activities	8	1,586,389	1,586,389	-
Q871	Residential nursing care facilities }				
Q872	Residential care activities for mental retardation, mental health and substance abuse }	9	177,064	177,064	-
Q873	Residential care activities for the elderly and disabled }				
Q879	Other residential care activities, n.e.c.	13	180,956	180,956	-
Q881	Social work activities without accommodation for the elderly and disabled	3	-	-	-
Q889	Other social work activities without accommodation, n.e.c.	20	-	-	-
	CAR	14	1,388,691	1,388,691	-
Q861	Hospital activities	10	1,291,169	1,291,169	-
Q862	Medical and dental practice activities	s	s	s	s
Q879	Other residential care activities, n.e.c.	s	s	s	s
	I - Ilocos	46	2,677,592	2,677,592	-
Q861	Hospital activities	s	s	s	s
Q862	Medical and dental practice activities	s	s	s	s
Q873	Residential care activities for the elderly and disabled	s	s	s	s

*Continued*

TABLE 4a.1--Continued

2009 PSIC Code	Region/ Industry Description	Number of Establishments	Income from Service Rendered		
			Total	Transactions Within the Country	Transactions Outside the Country
		(1)	(2)	(3)	(4)
	II - Cagayan Valley	29	1,656,416	1,656,416	-
Q861	Hospital activities	s	s	s	s
Q862	Medical and dental practice activities	s	s	s	s
	III - Central Luzon	100	8,817,839	8,817,839	-
Q861	Hospital activities	88	8,432,653	8,432,653	-
Q862	Medical and dental practice activities	8	364,183	364,183	-
Q869	Other human health activities	s	s	s	s
Q879	Other residential care activities, n.e.c.	s	s	s	s
	IVA - CALABARZON	177	16,420,506	16,420,506	-
Q861	Hospital activities	132	14,999,825	14,999,825	-
Q862	Medical and dental practice activities	36	1,272,871	1,272,871	-
Q869	Other human health activities	3	90,872	90,872	-
Q871	Residential nursing care facilities	s	s	s	s
Q872	Residential care activities for mental retardation, mental health and substance abuse	s	s	s	s
Q879	Other residential care activities, n.e.c.	s	s	s	s
Q889	Other social work activities without accommodation, n.e.c.	s	s	s	s
	MIMAROPA Region	15	1,144,109	1,144,109	-
Q861	Hospital activities	12	1,142,373	1,142,373	-
Q879	Other residential care activities, n.e.c.	s	s	s	s
Q889	Other social work activities without accommodation, n.e.c.	s	s	s	s
	V - Bicol	37	1,387,318	1,387,318	-
Q861	Hospital activities	28	1,340,905	1,340,905	-
Q862	Medical and dental practice activities	s	s	s	s
Q872	Residential care activities for mental retardation, mental health and substance abuse	s	s	s	s
Q881	Social work activities without accommodation for the elderly and disabled	s	s	s	s
Q889	Other social work activities without accommodation, n.e.c.	4	-	-	-

Continued

TABLE 4a.1--Continued

2009 PSIC Code	Region/ Industry Description	Number of Establishments	Income from Service Rendered		
			Total	Transactions Within the Country	Transactions Outside the Country
		(1)	(2)	(3)	(4)
	VI - Western Visayas	46	5,057,428	5,057,428	-
Q861	Hospital activities	23	4,606,559	4,606,559	-
Q862	Medical and dental practice activities	17	450,870	450,870	-
Q879	Other residential care activities, n.e.c.	s	s	s	s
Q889	Other social work activities without accommodation, n.e.c.	s	s	s	s
	VII - Central Visayas	73	9,878,555	9,878,555	-
Q861	Hospital activities	37	8,577,557	8,577,557	-
Q862	Medical and dental practice activities	23	1,274,486	1,274,486	-
Q869	Other human health activities	s	s	s	s
Q872	Residential care activities for mental retardation, mental health and substance abuse	s	s	s	s
Q879	Other residential care activities, n.e.c.	s	s	s	s
Q889	Other social work activities without accommodation, n.e.c.	8	-	-	-
	VIII - Eastern Visayas	19	1,477,871	1,477,871	-
Q861	Hospital activities	s	s	s	s
Q879	Other residential care activities, n.e.c.	s	s	s	s
	IX - Zamboanga Peninsula	23	1,622,213	1,622,213	-
Q861	Hospital activities	s	s	s	s
Q889	Other social work activities without accommodation, n.e.c.	s	s	s	s
	X - Northern Mindanao	62	4,943,613	4,943,613	-
Q861	Hospital activities	49	4,621,473	4,621,473	-
Q862	Medical and dental practice activities	10	319,740	319,740	-
Q872	Residential care activities for mental retardation, mental health and substance abuse	s	s	s	s
Q889	Other social work activities without accommodation, n.e.c.	s	s	s	s

Continued

TABLE 4a.1--*Concluded*

2009 PSIC Code	Region/ Industry Description	Number of Establishments	Income from Service Rendered		
			Total	Transactions Within the Country	Transactions Outside the Country
		(1)	(2)	(3)	(4)
	<b>XI - Davao</b>	<b>61</b>	<b>3,971,156</b>	<b>3,971,156</b>	<b>-</b>
Q861	Hospital activities	40	3,532,997	3,532,997	-
Q862	Medical and dental practice activities	13	405,254	405,254	-
Q869	Other human health activities	s	s	s	s
Q872	Residential care activities for mental retardation, mental health and substance abuse	s	s	s	s
Q879	Other residential care activities, n.e.c.	s	s	s	s
Q889	Other social work activities without accommodation, n.e.c.	5	-	-	-
	<b>XII - SOCCSKSARGEN</b>	<b>58</b>	<b>3,840,059</b>	<b>3,840,059</b>	<b>-</b>
Q861	Hospital activities	53	3,820,343	3,820,343	-
Q862	Medical and dental practice activities	s	s	s	s
Q869	Other human health activities	s	s	s	s
Q889	Other social work activities without accommodation, n.e.c.	s	s	s	s
	<b>XIII - Caraga</b>	<b>11</b>	<b>794,340</b>	<b>794,340</b>	<b>-</b>
Q861	Hospital activities	s	s	s	s
Q862	Medical and dental practice activities	s	s	s	s
	<b>ARMM</b>	<b>3</b>	<b>44,138</b>	<b>44,138</b>	<b>-</b>
Q861	Hospital activities	3	44,138	44,138	-

**TABLE 4a.3 Number of Establishments and Income from Non-Industrial Services Done for Others by Type for Human Health and Social Work Activities Establishments with Total Employment of 20 and Over by Region and Industry Group: Philippines, 2017**

*(Values are in thousand pesos, except for number of establishments. Details may not add-up to total due to rounding and/or statistical disclosure control.)*

2009 PSIC Code	Region/ Industry Description	Number of Establishments	Income from Non-Industrial Services Done for Others		
			Total	Rent Income from Land	Rental Income from Buildings, Warehouses and Other Structures
		(1)	(2)	(3)	(4)
<b>PHILIPPINES</b>		<b>1,096</b>	<b>2,103,935</b>	<b>54,900</b>	<b>744,501</b>
Q861	Hospital activities	699	1,806,759	32,904	622,362
Q862	Medical and dental practice activities	283	127,953	8,610	111,178
Q869	Other human health activities	15	1,884	-	1,884
Q871	Residential nursing care facilities	s	s	s	s
Q872	Residential care activities for mental retardation, mental health and substance abuse	14	1,350	-	50
Q873	Residential care activities for the elderly and disabled	s	s	s	s
Q879	Other residential care activities, n.e.c.	25	29,046	13,342	6,624
Q881	Social work activities without accommodation for the elderly and disabled	4	707	-	-
Q889	Other social work activities without accommodation, n.e.c.	52	136,237	44	2,404
<b>NCR</b>		<b>322</b>	<b>1,355,917</b>	<b>19,404</b>	<b>435,163</b>
Q861	Hospital activities	104	1,253,792	6,018	358,643
Q862	Medical and dental practice activities	165	68,282	-	67,992
Q869	Other human health activities	8	1,884	-	1,884
Q871	Residential nursing care facilities }				
Q872	Residential care activities for mental retardation, mental health and substance abuse }	9	20	-	20
Q873	Residential care activities for the elderly and disabled }				
Q879	Other residential care activities, n.e.c.	13	29,046	13,342	6,624
Q881	Social work activities without accommodation for the elderly and disabled	3	707	-	-
Q889	Other social work activities without accommodation, n.e.c.	20	2,187	44	-
<b>CAR</b>		<b>14</b>	<b>66,329</b>	<b>6,634</b>	<b>19,385</b>
Q861	Hospital activities	10	64,495	6,634	19,286
Q862	Medical and dental practice activities	s	s	s	s
Q879	Other residential care activities, n.e.c.	s	s	s	s
<b>I - Ilocos</b>		<b>46</b>	<b>23,105</b>	<b>339</b>	<b>12,915</b>
Q861	Hospital activities	s	s	s	s
Q862	Medical and dental practice activities	s	s	s	s
Q873	Residential care activities for the elderly and disabled	s	s	s	s

*Continued*



TABLE 4a.3--Continued

2009 PSIC Code	Region/ Industry Description	Number of Establishments	Income from Non-Industrial Services Done for Others		
			Total	Rent Income from Land	Rental Income from Buildings, Warehouses and Other Structures
		(1)	(2)	(3)	(4)
	II - Cagayan Valley	29	25,292	-	9,185
Q861	Hospital activities	s	s	s	s
Q862	Medical and dental practice activities	s	s	s	s
	III - Central Luzon	100	48,912	-	33,454
Q861	Hospital activities	88	46,539	-	33,057
Q862	Medical and dental practice activities	8	2,373	-	397
Q869	Other human health activities	s	s	s	s
Q879	Other residential care activities, n.e.c.	s	s	s	s
	IVA - CALABARZON	177	85,540	18,041	27,548
Q861	Hospital activities	132	80,546	18,041	22,567
Q862	Medical and dental practice activities	36	4,982	-	4,982
Q869	Other human health activities	3	-	-	-
Q871	Residential nursing care facilities	s	s	s	s
Q872	Residential care activities for mental retardation, mental health and substance abuse	s	s	s	s
Q879	Other residential care activities, n.e.c.	s	s	s	s
Q889	Other social work activities without accommodation, n.e.c.	s	s	s	s
	MIMAROPA Region	15	32,439	-	360
Q861	Hospital activities	12	32,439	-	360
Q879	Other residential care activities, n.e.c.	s	s	s	s
Q889	Other social work activities without accommodation, n.e.c.	s	s	s	s
	V - Bicol	37	43,922	-	3,980
Q861	Hospital activities	28	29,196	-	1,172
Q862	Medical and dental practice activities	s	s	s	s
Q872	Residential care activities for mental retardation, mental health and substance abuse	s	s	s	s
Q881	Social work activities without accommodation for the elderly and disabled	s	s	s	s
Q889	Other social work activities without accommodation, n.e.c.	4	14,263	-	2,404

Continued

TABLE 4a.3--Continued

2009 PSIC Code	Region/ Industry Description	Number of Establishments	Income from Non-Industrial Services Done for Others		
			Total	Rent Income from Land	Rental Income from Buildings, Warehouses and Other Structures
		(1)	(2)	(3)	(4)
	<b>VI - Western Visayas</b>	<b>46</b>	<b>55,185</b>	<b>-</b>	<b>36,037</b>
Q861	Hospital activities	23	47,645	-	29,874
Q862	Medical and dental practice activities	17	7,540	-	6,163
Q879	Other residential care activities, n.e.c.	s	s	s	s
Q889	Other social work activities without accommodation, n.e.c.	s	s	s	s
	<b>VII - Central Visayas</b>	<b>73</b>	<b>244,372</b>	<b>1,597</b>	<b>70,502</b>
Q861	Hospital activities	37	121,280	1,597	68,426
Q862	Medical and dental practice activities	23	2,077	-	2,077
Q869	Other human health activities	s	s	s	s
Q872	Residential care activities for mental retardation, mental health and substance abuse	s	s	s	s
Q879	Other residential care activities, n.e.c.	s	s	s	s
Q889	Other social work activities without accommodation, n.e.c.	8	119,788	-	-
	<b>VIII - Eastern Visayas</b>	<b>19</b>	<b>17,893</b>	<b>10</b>	<b>9,175</b>
Q861	Hospital activities	s	s	s	s
Q879	Other residential care activities, n.e.c.	s	s	s	s
	<b>IX - Zamboanga Peninsula</b>	<b>23</b>	<b>12,819</b>	<b>-</b>	<b>11,027</b>
Q861	Hospital activities	s	s	s	s
Q889	Other social work activities without accommodation, n.e.c.	s	s	s	s
	<b>X - Northern Mindanao</b>	<b>62</b>	<b>21,545</b>	<b>8,876</b>	<b>10,365</b>
Q861	Hospital activities	49	12,935	266	10,365
Q862	Medical and dental practice activities	10	8,610	8,610	-
Q872	Residential care activities for mental retardation, mental health and substance abuse	s	s	s	s
Q889	Other social work activities without accommodation, n.e.c.	s	s	s	s

Continued

TABLE 4a.3--Continued

2009 PSIC Code	Region/ Industry Description	Number of Establishments	Income from Non-Industrial Services Done for Others		
			Total	Rent Income from Land	Rental Income from Buildings, Warehouses and Other Structures
		(1)	(2)	(3)	(4)
	<b>XI - Davao</b>	<b>61</b>	<b>59,484</b>	<b>-</b>	<b>54,888</b>
Q861	Hospital activities	40	33,658	-	29,062
Q862	Medical and dental practice activities	13	25,826	-	25,826
Q869	Other human health activities	s	s	s	s
Q872	Residential care activities for mental retardation, mental health and substance abuse	s	s	s	s
Q879	Other residential care activities, n.e.c.	s	s	s	s
Q889	Other social work activities without accommodation, n.e.c.	5	-	-	-
	<b>XII - SOCCSKSARGEN</b>	<b>58</b>	<b>8,854</b>	<b>-</b>	<b>8,200</b>
Q861	Hospital activities	53	8,854	-	8,200
Q862	Medical and dental practice activities	s	s	s	s
Q869	Other human health activities	s	s	s	s
Q889	Other social work activities without accommodation, n.e.c.	s	s	s	s
	<b>XIII - Caraga</b>	<b>11</b>	<b>2,317</b>	<b>-</b>	<b>2,317</b>
Q861	Hospital activities	s	s	s	s
Q862	Medical and dental practice activities	s	s	s	s
	<b>ARMM</b>	<b>3</b>	<b>9</b>	<b>-</b>	<b>-</b>
Q861	Hospital activities	3	9	-	-

Continued

TABLE 4a.3--Continued

2009 PSIC Code	Region/ Industry Description	Income from Non-Industrial Services Done for Others			
		Rental Income from Machinery and Transport Equipment	Rental Income from Office Equipment	Other Rental Income	Other Non-Industrial Services
		(5)	(6)	(7)	(8)
	<b>PHILIPPINES</b>	<b>14,666</b>	<b>715</b>	<b>818,822</b>	<b>470,331</b>
Q861	Hospital activities	13,228	715	810,115	327,434
Q862	Medical and dental practice activities	1,377	-	4,001	2,787
Q869	Other human health activities	-	-	-	-
Q871	Residential nursing care facilities	s	s	s	s
Q872	Residential care activities for mental retardation, mental health and substance abuse	60	-	12	1,228
Q873	Residential care activities for the elderly and disabled	s	s	s	s
Q879	Other residential care activities, n.e.c.	-	-	-	9,080
Q881	Social work activities without accommodation for the elderly and disabled	-	-	-	707
Q889	Other social work activities without accommodation, n.e.c.	-	-	4,694	129,095
	<b>NCR</b>	<b>-</b>	<b>603</b>	<b>744,719</b>	<b>156,028</b>
Q861	Hospital activities	-	603	743,273	145,255
Q862	Medical and dental practice activities	-	-	290	-
Q869	Other human health activities	-	-	-	-
Q871	Residential nursing care facilities }				
Q872	Residential care activities for mental retardation, mental health and substance abuse }	-	-	-	-
Q873	Residential care activities for the elderly and disabled }				
Q879	Other residential care activities, n.e.c.	-	-	-	9,080
Q881	Social work activities without accommodation for the elderly and disabled	-	-	-	707
Q889	Other social work activities without accommodation, n.e.c.	-	-	1,155	987
	<b>CAR</b>	<b>-</b>	<b>112</b>	<b>9,351</b>	<b>30,848</b>
Q861	Hospital activities	-	112	7,616	30,848
Q862	Medical and dental practice activities	s	s	s	s
Q879	Other residential care activities, n.e.c.	s	s	s	s
	<b>I - Ilocos</b>	<b>9,026</b>	<b>-</b>	<b>826</b>	<b>-</b>
Q861	Hospital activities	s	s	s	s
Q862	Medical and dental practice activities	s	s	s	s
Q873	Residential care activities for the elderly and disabled	s	s	s	s

Continued

TABLE 4a.3--Continued

2009 PSIC Code	Region/ Industry Description	Income from Non-Industrial Services Done for Others			
		Rental Income from Machinery and Transport Equipment	Rental Income from Office Equipment	Other Rental Income	Other Non-Industrial Services
		(5)	(6)	(7)	(8)
	<b>II - Cagayan Valley</b>	<b>2,474</b>	<b>-</b>	<b>1,032</b>	<b>12,601</b>
Q861	Hospital activities	s	s	s	s
Q862	Medical and dental practice activities	s	s	s	s
	<b>III - Central Luzon</b>	<b>30</b>	<b>-</b>	<b>15,428</b>	<b>-</b>
Q861	Hospital activities	30	-	13,453	-
Q862	Medical and dental practice activities	-	-	1,976	-
Q869	Other human health activities	s	s	s	s
Q879	Other residential care activities, n.e.c.	s	s	s	s
	<b>IVA - CALABARZON</b>	<b>539</b>	<b>-</b>	<b>13,920</b>	<b>25,492</b>
Q861	Hospital activities	539	-	13,908	25,492
Q862	Medical and dental practice activities	-	-	-	-
Q869	Other human health activities	-	-	-	-
Q871	Residential nursing care facilities	s	s	s	s
Q872	Residential care activities for mental retardation, mental health and substance abuse	s	s	s	s
Q879	Other residential care activities, n.e.c.	s	s	s	s
Q889	Other social work activities without accommodation, n.e.c.	s	s	s	s
	<b>MIMAROPA Region</b>	<b>-</b>	<b>-</b>	<b>-</b>	<b>32,079</b>
Q861	Hospital activities	-	-	-	32,079
Q879	Other residential care activities, n.e.c.	s	s	s	s
Q889	Other social work activities without accommodation, n.e.c.	s	s	s	s
	<b>V - Bicol</b>	<b>425</b>	<b>-</b>	<b>-</b>	<b>39,517</b>
Q861	Hospital activities	365	-	-	27,658
Q862	Medical and dental practice activities	s	s	s	s
Q872	Residential care activities for mental retardation, mental health and substance abuse	s	s	s	s
Q881	Social work activities without accommodation for the elderly and disabled	s	s	s	s
Q889	Other social work activities without accommodation, n.e.c.	-	-	-	11,859

Continued

TABLE 4a.3--Continued

2009 PSIC Code	Region/ Industry Description	Income from Non-Industrial Services Done for Others			
		Rental Income from Machinery and Transport Equipment	Rental Income from Office Equipment	Other Rental Income	Other Non-Industrial Services
		(5)	(6)	(7)	(8)
	<b>VI - Western Visayas</b>	<b>1,377</b>	<b>-</b>	<b>2,310</b>	<b>15,460</b>
Q861	Hospital activities	-	-	2,310	15,460
Q862	Medical and dental practice activities	1,377	-	-	-
Q879	Other residential care activities, n.e.c.	s	s	s	s
Q889	Other social work activities without accommodation, n.e.c.	s	s	s	s
	<b>VII - Central Visayas</b>	<b>-</b>	<b>-</b>	<b>25,005</b>	<b>147,268</b>
Q861	Hospital activities	-	-	21,467	29,790
Q862	Medical and dental practice activities	-	-	-	-
Q869	Other human health activities	s	s	s	s
Q872	Residential care activities for mental retardation, mental health and substance abuse	s	s	s	s
Q879	Other residential care activities, n.e.c.	s	s	s	s
Q889	Other social work activities without accommodation, n.e.c.	-	-	3,538	116,249
	<b>VIII - Eastern Visayas</b>	<b>141</b>	<b>-</b>	<b>203</b>	<b>8,364</b>
Q861	Hospital activities	s	s	s	s
Q879	Other residential care activities, n.e.c.	s	s	s	s
	<b>IX - Zamboanga Peninsula</b>	<b>-</b>	<b>-</b>	<b>1,481</b>	<b>311</b>
Q861	Hospital activities	s	s	s	s
Q889	Other social work activities without accommodation, n.e.c.	s	s	s	s
	<b>X - Northern Mindanao</b>	<b>-</b>	<b>-</b>	<b>1,329</b>	<b>976</b>
Q861	Hospital activities	-	-	1,329	976
Q862	Medical and dental practice activities	-	-	-	-
Q872	Residential care activities for mental retardation, mental health and substance abuse	s	s	s	s
Q889	Other social work activities without accommodation, n.e.c.	s	s	s	s

Continued

TABLE 4a.3--Concluded

2009 PSIC Code	Region/ Industry Description	Income from Non-Industrial Services Done for Others			
		Rental Income from Machinery and Transport Equipment	Rental Income from Office Equipment	Other Rental Income	Other Non-Industrial Services
		(5)	(6)	(7)	(8)
	<b>XI - Davao</b>	-	-	3,208	1,388
Q861	Hospital activities	-	-	3,208	1,388
Q862	Medical and dental practice activities	-	-	-	-
Q869	Other human health activities	S	S	S	S
Q872	Residential care activities for mental retardation, mental health and substance abuse	S	S	S	S
Q879	Other residential care activities, n.e.c.	S	S	S	S
Q889	Other social work activities without accommodation, n.e.c.	-	-	-	-
	<b>XII - SOCCSKSARGEN</b>	654	-	-	-
Q861	Hospital activities	654	-	-	-
Q862	Medical and dental practice activities	S	S	S	S
Q869	Other human health activities	S	S	S	S
Q889	Other social work activities without accommodation, n.e.c.	S	S	S	S
	<b>XIII - Caraga</b>	-	-	-	-
Q861	Hospital activities	S	S	S	S
Q862	Medical and dental practice activities	S	S	S	S
	<b>ARMM</b>	-	-	9	-
Q861	Hospital activities	-	-	9	-

**TABLE 4a.4 Number of Establishments and Other Income by Type for Human Health and Social Work Activities Establishments with Total Employment of 20 and Over by Region and Industry Group: Philippines, 2017**

*(Values are in thousand pesos, except for number of establishments. Details may not add-up to total due to rounding and/or statistical disclosure control.)*

2009 PSIC Code	Region/ Industry Description	Number of Establishments	Other Income			
			Total	Foreign Exchange Gains	Gain from Sale of Investment and Marketable Securities	Others
		(1)	(2)	(3)	(4)	(5)
	PHILIPPINES	1,096	1,404,076	53,338	66,602	1,284,137
Q861	Hospital activities	699	1,206,568	18,131	22,087	1,166,350
Q862	Medical and dental practice activities	283	77,383	6,664	2,658	68,060
Q869	Other human health activities	15	1,479	42	100	1,336
Q871	Residential nursing care facilities	s	s	s	s	s
Q872	Residential care activities for mental retardation, mental health and substance abuse	14	8,851	895	-	7,956
Q873	Residential care activities for the elderly and disabled	s	s	s	s	s
Q879	Other residential care activities, n.e.c.	25	13,245	1,640	6	11,599
Q881	Social work activities without accommodation for the elderly and disabled	4	1,291	427	-	863
Q889	Other social work activities without accommodation, n.e.c.	52	92,815	25,538	39,305	27,972
	NCR	322	1,037,474	36,650	40,743	960,081
Q861	Hospital activities	104	894,110	17,839	14,058	862,212
Q862	Medical and dental practice activities	165	69,565	6,613	82	62,869
Q869	Other human health activities	8	823	42	100	681
Q871	Residential nursing care facilities }	9	7,617	895	2,446	4,276
Q872	Residential care activities for mental retardation, mental health and substance abuse }					
Q873	Residential care activities for the elderly and disabled }					
Q879	Other residential care activities, n.e.c.	13	9,791	875	-	8,916
Q881	Social work activities without accommodation for the elderly and disabled	3	1,231	427	-	804
Q889	Other social work activities without accommodation, n.e.c.	20	54,336	9,957	24,056	20,323
	CAR	14	8,440	-	2,581	5,859
Q861	Hospital activities	10	4,463	-	-	4,463
Q862	Medical and dental practice activities	s	s	s	s	s
Q879	Other residential care activities, n.e.c.	s	s	s	s	s
	I - Ilocos	46	11,787	-	-	11,787
Q861	Hospital activities	s	s	s	s	s
Q862	Medical and dental practice activities	s	s	s	s	s
Q873	Residential care activities for the elderly and disabled	s	s	s	s	s

*Continued*



TABLE 4a.4--Continued

2009 PSIC Code	Region/ Industry Description	Number of Establishments	Other Income			
			Total	Foreign Exchange Gains	Gain from Sale of Investment and Marketable Securities	Others
		(1)	(2)	(3)	(4)	(5)
	II - Cagayan Valley	29	12,824	-	-	12,824
Q861	Hospital activities	s	s	s	s	s
Q862	Medical and dental practice activities	s	s	s	s	s
	III - Central Luzon	100	22,878	-	-	22,878
Q861	Hospital activities	88	22,375	-	-	22,375
Q862	Medical and dental practice activities	8	-	-	-	-
Q869	Other human health activities	s	s	s	s	s
Q879	Other residential care activities, n.e.c.	s	s	s	s	s
	IVA - CALABARZON	177	75,261	7,661	1	67,600
Q861	Hospital activities	132	64,180	-	1	64,179
Q862	Medical and dental practice activities	36	2,554	51	-	2,503
Q869	Other human health activities	3	655	-	-	655
Q871	Residential nursing care facilities	s	s	s	s	s
Q872	Residential care activities for mental retardation, mental health and substance abuse	s	s	s	s	s
Q879	Other residential care activities, n.e.c.	s	s	s	s	s
Q889	Other social work activities without accommodation, n.e.c.	s	s	s	s	s
	MIMAROPA Region	15	5,794	-	-	5,794
Q861	Hospital activities	12	5,794	-	-	5,794
Q879	Other residential care activities, n.e.c.	s	s	s	s	s
Q889	Other social work activities without accommodation, n.e.c.	s	s	s	s	s
	V - Bicol	37	12,418	3,621	85	8,711
Q861	Hospital activities	28	8,357	-	85	8,271
Q862	Medical and dental practice activities	s	s	s	s	s
Q872	Residential care activities for mental retardation, mental health and substance abuse	s	s	s	s	s
Q881	Social work activities without accommodation for the elderly and disabled	s	s	s	s	s
Q889	Other social work activities without accommodation, n.e.c.	4	3,967	3,621	-	346

Continued

TABLE 4a.4--Continued

2009 PSIC Code	Region/ Industry Description	Number of Establishments	Other Income			
			Total	Foreign Exchange Gains	Gain from Sale of Investment and Marketable Securities	Others
		(1)	(2)	(3)	(4)	(5)
	VI - Western Visayas	46	27,776	835	3,656	23,286
Q861	Hospital activities	23	26,088	39	3,656	22,394
Q862	Medical and dental practice activities	17	304	-	-	304
Q879	Other residential care activities, n.e.c.	s	s	s	s	s
Q889	Other social work activities without accommodation, n.e.c.	s	s	s	s	s
	VII - Central Visayas	73	90,312	3,153	15,749	71,411
Q861	Hospital activities	37	65,100	1	500	64,600
Q862	Medical and dental practice activities	23	775	-	-	775
Q869	Other human health activities	s	s	s	s	s
Q872	Residential care activities for mental retardation, mental health and substance abuse	s	s	s	s	s
Q879	Other residential care activities, n.e.c.	s	s	s	s	s
Q889	Other social work activities without accommodation, n.e.c.	8	19,472	3,152	15,249	1,071
	VIII - Eastern Visayas	19	2,612	-	-	2,612
Q861	Hospital activities	s	s	s	s	s
Q879	Other residential care activities, n.e.c.	s	s	s	s	s
	IX - Zamboanga Peninsula	23	7,719	-	-	7,719
Q861	Hospital activities	s	s	s	s	s
Q889	Other social work activities without accommodation, n.e.c.	s	s	s	s	s
	X - Northern Mindanao	62	5,100	-	627	4,473
Q861	Hospital activities	49	5,100	-	627	4,473
Q862	Medical and dental practice activities	10	-	-	-	-
Q872	Residential care activities for mental retardation, mental health and substance abuse	s	s	s	s	s
Q889	Other social work activities without accommodation, n.e.c.	s	s	s	s	s

Continued

TABLE 4a.4--Concluded

2009 PSIC Code	Region/ Industry Description	Number of Establishments	Other Income			
			Total	Foreign Exchange Gains	Gain from Sale of Investment and Marketable Securities	Others
		(1)	(2)	(3)	(4)	(5)
	<b>XI - Davao</b>	<b>61</b>	<b>60,333</b>	<b>-</b>	<b>3,160</b>	<b>57,173</b>
Q861	Hospital activities	40	55,234	-	3,160	52,074
Q862	Medical and dental practice activities	13	-	-	-	-
Q869	Other human health activities	s	s	s	s	s
Q872	Residential care activities for mental retardation, mental health and substance abuse	s	s	s	s	s
Q879	Other residential care activities, n.e.c.	s	s	s	s	s
Q889	Other social work activities without accommodation, n.e.c.	5	5,100	-	-	5,100
	<b>XII - SOCCSKSARGEN</b>	<b>58</b>	<b>22,294</b>	<b>1,167</b>	<b>-</b>	<b>21,126</b>
Q861	Hospital activities	53	20,251	-	-	20,251
Q862	Medical and dental practice activities	s	s	s	s	s
Q869	Other human health activities	s	s	s	s	s
Q889	Other social work activities without accommodation, n.e.c.	s	s	s	s	s
	<b>XIII - Caraga</b>	<b>11</b>	<b>251</b>	<b>251</b>	<b>-</b>	<b>-</b>
Q861	Hospital activities	s	s	s	s	s
Q862	Medical and dental practice activities	s	s	s	s	s
	<b>ARMM</b>	<b>3</b>	<b>803</b>	<b>-</b>	<b>-</b>	<b>803</b>
Q861	Hospital activities	3	803	-	-	803

**TABLE 5a Number of Establishments and Expense by Type for Human Health and Social Work Activities Establishments  
with Total Employment of 20 and Over by Region and Industry Group: Philippines, 2017**

*(Values are in thousand pesos, except for number of establishments. Details may not add-up to total due to rounding and/or statistical disclosure control.)*

2009 PSIC Code	Region/ Industry Description	Number of Establishments	Expense						
			Total	Total Compensation	Materials and Supplies	Fuels, Lubricants, Oils and Greases	Electricity	Water	
		(1)	(2)	(3)	(4)	(5)	(6)	(7)	
PHILIPPINES		1,096	140,265,127	33,626,811	24,558,716	660,634	5,553,033	973,417	
Q861	Hospital activities	699	116,140,671	28,728,352	21,287,380	476,723	5,100,783	860,462	
Q862	Medical and dental practice activities	283	13,606,300	3,448,984	2,610,010	129,536	359,447	85,968	
Q869	Other human health activities	15	1,390,533	301,943	308,015	8,685	16,226	1,856	
Q871	Residential nursing care facilities	s	s	s	s	s	s	s	
Q872	Residential care activities for mental retardation, mental health and substance abuse	14	374,622	121,150	34,287	3,769	9,299	1,020	
Q873	Residential care activities for the elderly and disabled	s	s	s	s	s	s	s	
Q879	Other residential care activities, n.e.c.	25	493,589	211,698	72,729	3,577	14,961	7,000	
Q881	Social work activities without accommodation for the elderly and disabled	4	139,542	59,110	20,730	622	2,429	724	
Q889	Other social work activities without accommodation, n.e.c.	52	8,087,981	747,586	222,113	37,173	47,996	15,734	
NCR		322	62,191,256	14,906,007	12,165,023	276,650	1,932,277	465,611	
Q861	Hospital activities	104	47,175,213	11,768,806	9,989,026	200,566	1,676,456	395,703	
Q862	Medical and dental practice activities	165	9,246,253	2,283,551	1,700,634	55,062	213,543	57,972	
Q869	Other human health activities	8	1,215,477	254,445	278,838	7,804	13,177	1,317	
Q871	Residential nursing care facilities	}	9	274,933	80,097	17,322	1,116	5,070	1,239
Q872	Residential care activities for mental retardation, mental health and substance abuse								
Q873	Residential care activities for the elderly and disabled								
Q879	Other residential care activities, n.e.c.	13	339,775	156,808	51,326	1,828	9,880	5,374	
Q881	Social work activities without accommodation for the elderly and disabled	3	121,983	55,104	20,533	607	2,338	663	
Q889	Other social work activities without accommodation, n.e.c.	20	3,817,621	307,196	107,345	9,667	11,812	3,344	
CAR		14	1,631,298	587,652	237,297	45,894	24,812	13,987	
Q861	Hospital activities	10	1,279,426	480,350	196,434	3,718	21,343	12,268	
Q862	Medical and dental practice activities	s	s	s	s	s	s	s	
Q879	Other residential care activities, n.e.c.	s	s	s	s	s	s	s	
I - Ilocos		46	3,176,721	680,103	533,859	44,737	113,969	10,533	
Q861	Hospital activities	s	s	s	s	s	s	s	
Q862	Medical and dental practice activities	s	s	s	s	s	s	s	
Q873	Residential care activities for the elderly and disabled	s	s	s	s	s	s		

*Continued*

TABLE 5a--Continued

2009 PSIC Code	Region/ Industry Description	Number of Establishments	Expense					
			Total	Total Compensation	Materials and Supplies	Fuels, Lubricants, Oils and Greases	Electricity	Water
		(1)	(2)	(3)	(4)	(5)	(6)	(7)
	II - Cagayan Valley	29	1,788,990	479,812	321,938	6,405	80,511	14,604
Q861	Hospital activities	s	s	s	s	s	s	s
Q862	Medical and dental practice activities	s	s	s	s	s	s	s
	III - Central Luzon	100	8,975,140	1,713,517	1,651,068	39,460	1,138,578	63,778
Q861	Hospital activities	88	8,533,458	1,619,712	1,510,814	36,843	1,121,156	59,562
Q862	Medical and dental practice activities	8	375,441	77,180	128,262	2,025	15,226	3,581
Q869	Other human health activities	s	s	s	s	s	s	s
Q879	Other residential care activities, n.e.c.	s	s	s	s	s	s	s
	IVA - CALABARZON	177	20,154,137	4,630,872	2,256,939	83,752	657,006	112,490
Q861	Hospital activities	132	17,185,612	4,282,241	2,018,400	74,111	601,582	101,414
Q862	Medical and dental practice activities	36	1,062,058	259,234	213,051	6,821	45,869	8,337
Q869	Other human health activities	3	52,816	16,678	3,729	200	555	151
Q871	Residential nursing care facilities	s	s	s	s	s	s	s
Q872	Residential care activities for mental retardation, mental health and substance abuse	s	s	s	s	s	s	s
Q879	Other residential care activities, n.e.c.	s	s	s	s	s	s	s
Q889	Other social work activities without accommodation, n.e.c.	s	s	s	s	s	s	s
	MIMAROPA Region	15	1,259,425	317,574	97,990	3,915	42,404	6,117
Q861	Hospital activities	12	1,185,571	309,096	95,267	3,416	41,864	6,049
Q879	Other residential care activities, n.e.c.	s	s	s	s	s	s	s
Q889	Other social work activities without accommodation, n.e.c.	s	s	s	s	s	s	s
	V - Bicol	37	2,268,748	570,602	421,800	6,839	77,366	16,538
Q861	Hospital activities	28	1,731,846	500,006	408,591	5,488	72,752	16,068
Q862	Medical and dental practice activities	s	s	s	s	s	s	s
Q872	Residential care activities for mental retardation, mental health and substance abuse	s	s	s	s	s	s	s
Q881	Social work activities without accommodation for the elderly and disabled	s	s	s	s	s	s	s
Q889	Other social work activities without accommodation, n.e.c.	4	444,700	55,166	7,945	576	3,167	235

Continued

TABLE 5a--Continued

2009 PSIC Code	Region/ Industry Description	Number of Establishments	Expense					
			Total	Total Compensation	Materials and Supplies	Fuels, Lubricants, Oils and Greases	Electricity	Water
		(1)	(2)	(3)	(4)	(5)	(6)	(7)
	VI - Western Visayas	46	7,182,814	1,874,918	1,024,663	19,262	310,164	81,832
Q861	Hospital activities	23	6,544,447	1,660,664	891,831	12,771	292,309	77,486
Q862	Medical and dental practice activities	17	482,481	158,396	85,656	1,978	14,760	3,798
Q879	Other residential care activities, n.e.c.	s	s	s	s	s	s	s
Q889	Other social work activities without accommodation, n.e.c.	s	s	s	s	s	s	s
	VII - Central Visayas	73	13,106,789	2,976,995	2,593,719	48,290	391,769	64,151
Q861	Hospital activities	37	10,428,661	2,461,920	2,325,872	14,470	339,655	50,296
Q862	Medical and dental practice activities	23	1,046,642	294,597	218,270	18,678	28,921	5,422
Q869	Other human health activities	s	s	s	s	s	s	s
Q872	Residential care activities for mental retardation, mental health and substance abuse	s	s	s	s	s	s	s
Q879	Other residential care activities, n.e.c.	s	s	s	s	s	s	s
Q889	Other social work activities without accommodation, n.e.c.	8	1,568,816	202,552	39,606	14,672	20,730	7,845
	VIII - Eastern Visayas	19	1,813,173	404,999	278,044	7,403	63,725	5,181
Q861	Hospital activities	s	s	s	s	s	s	s
Q879	Other residential care activities, n.e.c.	s	s	s	s	s	s	s
	IX - Zamboanga Peninsula	23	1,859,407	511,708	389,502	6,288	87,371	11,190
Q861	Hospital activities	s	s	s	s	s	s	s
Q889	Other social work activities without accommodation, n.e.c.	s	s	s	s	s	s	s
	X - Northern Mindanao	62	4,421,950	997,219	858,119	20,577	188,622	37,882
Q861	Hospital activities	49	4,195,266	918,723	824,492	19,349	181,255	36,740
Q862	Medical and dental practice activities	10	205,612	68,791	33,463	832	6,967	1,051
Q872	Residential care activities for mental retardation, mental health and substance abuse	s	s	s	s	s	s	s
Q889	Other social work activities without accommodation, n.e.c.	s	s	s	s	s	s	s

Continued

TABLE 5a--Continued

2009 PSIC Code	Region/ Industry Description	Number of Establishments	Expense					
			Total	Total Compensation	Materials and Supplies	Fuels, Lubricants, Oils and Greases	Electricity	Water
		(1)	(2)	(3)	(4)	(5)	(6)	(7)
	<b>XI - Davao</b>	<b>61</b>	<b>5,207,892</b>	<b>1,429,578</b>	<b>699,362</b>	<b>24,236</b>	<b>228,688</b>	<b>40,990</b>
Q861	Hospital activities	40	4,569,066	1,252,649	562,367	21,109	208,491	36,879
Q862	Medical and dental practice activities	13	480,246	108,648	121,808	1,683	15,646	3,425
Q869	Other human health activities	s	s	s	s	s	s	s
Q872	Residential care activities for mental retardation, mental health and substance abuse	s	s	s	s	s	s	s
Q879	Other residential care activities, n.e.c.	s	s	s	s	s	s	s
Q889	Other social work activities without accommodation, n.e.c.	5	79,514	47,031	1,826	417	1,734	273
	<b>XII - SOCCSKSARGEN</b>	<b>58</b>	<b>4,305,732</b>	<b>1,334,574</b>	<b>884,506</b>	<b>24,870</b>	<b>171,693</b>	<b>23,452</b>
Q861	Hospital activities	53	4,189,347	1,303,513	877,738	18,406	170,446	23,315
Q862	Medical and dental practice activities	s	s	s	s	s	s	s
Q869	Other human health activities	s	s	s	s	s	s	s
Q889	Other social work activities without accommodation, n.e.c.	s	s	s	s	s	s	s
	<b>XIII - Caraga</b>	<b>11</b>	<b>869,601</b>	<b>189,030</b>	<b>143,838</b>	<b>2,003</b>	<b>42,351</b>	<b>4,812</b>
Q861	Hospital activities	s	s	s	s	s	s	s
Q862	Medical and dental practice activities	s	s	s	s	s	s	s
	<b>ARMM</b>	<b>3</b>	<b>52,054</b>	<b>21,651</b>	<b>1,049</b>	<b>55</b>	<b>1,728</b>	<b>269</b>
Q861	Hospital activities	3	52,054	21,651	1,049	55	1,728	269

Continued

TABLE 5a--Continued

2009 PSIC Code	Region/ Industry Description	Expense						
		Industrial Services Done by Others	Non-Industrial Services Done by Others	Cost of Goods Sold	Interest Expense	Taxes on Products and Other Taxes on Production	Research and Development	Environmental Protection Expense
		(8)	(9)	(10)	(11)	(12)	(13)	(14)
	<b>PHILIPPINES</b>	<b>4,655,864</b>	<b>21,716,898</b>	<b>25,311,494</b>	<b>2,003,456</b>	<b>1,399,778</b>	<b>89,167</b>	<b>82,630</b>
Q861	Hospital activities	3,911,457	15,815,073	23,902,232	1,866,875	1,078,922	86,972	58,809
Q862	Medical and dental practice activities	501,325	3,564,196	1,387,837	132,867	244,069	1,092	8,037
Q869	Other human health activities	157,412	505,630	-	195	10,443	1,103	525
Q871	Residential nursing care facilities	s	s	s	s	s	s	s
Q872	Residential care activities for mental retardation, mental health and substance abuse	6,856	160,282	10,520	653	2,749	-	-
Q873	Residential care activities for the elderly and disabled	s	s	s	s	s	s	s
Q879	Other residential care activities, n.e.c.	18,900	115,176	-	1,684	8,756	-	-
Q881	Social work activities without accommodation for the elderly and disabled	6,151	22,852	5,471	-	4,119	-	-
Q889	Other social work activities without accommodation, n.e.c.	51,666	1,527,032	5,433	1,183	50,614	-	15,258
	<b>NCR</b>	<b>2,045,911</b>	<b>10,099,332</b>	<b>9,034,105</b>	<b>1,197,566</b>	<b>708,980</b>	<b>13,254</b>	<b>11,877</b>
Q861	Hospital activities	1,579,122	6,358,870	8,051,202	1,136,604	482,518	12,151	4,037
Q862	Medical and dental practice activities	338,322	2,625,423	977,432	58,693	189,753	-	7,358
Q869	Other human health activities	99,010	491,027	-	147	9,760	1,103	482
Q871	Residential nursing care facilities }							
Q872	Residential care activities for mental retardation, mental health and substance abuse }	7,199	148,733	-	-	1,669	-	-
Q873	Residential care activities for the elderly and disabled }							
Q879	Other residential care activities, n.e.c.	4,814	81,050	-	1,043	8,452	-	-
Q881	Social work activities without accommodation for the elderly and disabled	6,009	22,645	5,471	-	4,119	-	-
Q889	Other social work activities without accommodation, n.e.c.	11,436	371,583	-	1,081	12,710	-	-
	<b>CAR</b>	<b>47,206</b>	<b>371,395</b>	<b>92,041</b>	<b>16,412</b>	<b>8,902</b>	<b>14,592</b>	<b>42</b>
Q861	Hospital activities	24,599	300,144	67,006	5,349	7,319	14,592	-
Q862	Medical and dental practice activities	s	s	s	s	s	s	s
Q879	Other residential care activities, n.e.c.	s	s	s	s	s	s	s
	<b>I - Ilocos</b>	<b>56,538</b>	<b>448,622</b>	<b>803,629</b>	<b>20,570</b>	<b>42,630</b>	<b>-</b>	<b>9,431</b>
Q861	Hospital activities	s	s	s	s	s	s	s
Q862	Medical and dental practice activities	s	s	s	s	s	s	s
Q873	Residential care activities for the elderly and disabled	s	s	s	s	s	s	s

Continued



TABLE 5a--Continued

2009 PSIC Code	Region/ Industry Description	Expense						
		Industrial Services Done by Others	Non-Industrial Services Done by Others	Cost of Goods Sold	Interest Expense	Taxes on Products and Other Taxes on Production	Research and Development	Environmental Protection Expense
		(8)	(9)	(10)	(11)	(12)	(13)	(14)
	II - Cagayan Valley	55,572	222,956	411,202	23,782	13,593	530	35
Q861	Hospital activities	S	S	S	S	S	S	S
Q862	Medical and dental practice activities	S	S	S	S	S	S	S
	III - Central Luzon	240,242	1,366,675	1,828,014	101,756	59,345	4,503	14,735
Q861	Hospital activities	210,770	1,282,857	1,801,618	101,028	55,380	4,503	14,735
Q862	Medical and dental practice activities	14,054	79,220	26,396	87	3,725	-	-
Q869	Other human health activities	S	S	S	S	S	S	S
Q879	Other residential care activities, n.e.c.	S	S	S	S	S	S	S
	IVA - CALABARZON	960,575	3,353,699	4,164,419	211,673	199,250	12,187	14,757
Q861	Hospital activities	875,274	3,099,936	4,090,998	188,698	181,330	11,095	14,713
Q862	Medical and dental practice activities	47,383	218,444	69,168	22,927	16,647	1,092	-
Q869	Other human health activities	28,802	1,713	-	48	324	-	43
Q871	Residential nursing care facilities	S	S	S	S	S	S	S
Q872	Residential care activities for mental retardation, mental health and substance abuse	S	S	S	S	S	S	S
Q879	Other residential care activities, n.e.c.	S	S	S	S	S	S	S
Q889	Other social work activities without accommodation, n.e.c.	S	S	S	S	S	S	S
	MIMAROPA Region	30,117	197,419	395,368	8,538	8,164	-	1,013
Q861	Hospital activities	28,932	138,264	395,368	8,538	8,049	-	1,013
Q879	Other residential care activities, n.e.c.	S	S	S	S	S	S	S
Q889	Other social work activities without accommodation, n.e.c.	S	S	S	S	S	S	S
	V - Bicol	73,429	304,403	355,577	10,121	9,366	20,421	2,682
Q861	Hospital activities	61,307	165,033	312,856	10,121	8,566	20,421	2,682
Q862	Medical and dental practice activities	S	S	S	S	S	S	S
Q872	Residential care activities for mental retardation, mental health and substance abuse	S	S	S	S	S	S	S
Q881	Social work activities without accommodation for the elderly and disabled	S	S	S	S	S	S	S
Q889	Other social work activities without accommodation, n.e.c.	7,541	134,252	-	-	548	-	-

Continued

TABLE 5a--Continued

2009 PSIC Code	Region/ Industry Description	Expense						
		Industrial Services Done by Others	Non-Industrial Services Done by Others	Cost of Goods Sold	Interest Expense	Taxes on Products and Other Taxes on Production	Research and Development	Environmental Protection Expense
		(8)	(9)	(10)	(11)	(12)	(13)	(14)
	<b>VI - Western Visayas</b>	<b>177,207</b>	<b>699,456</b>	<b>2,223,960</b>	<b>119,743</b>	<b>49,268</b>	<b>567</b>	<b>445</b>
Q861	Hospital activities	148,793	590,148	2,174,312	97,731	39,459	567	431
Q862	Medical and dental practice activities	24,148	84,503	44,215	21,935	9,563	-	14
Q879	Other residential care activities, n.e.c.	s	s	s	s	s	s	s
Q889	Other social work activities without accommodation, n.e.c.	s	s	s	s	s	s	s
	<b>VII - Central Visayas</b>	<b>442,788</b>	<b>2,227,301</b>	<b>1,782,367</b>	<b>124,463</b>	<b>101,751</b>	<b>20,129</b>	<b>5,857</b>
Q861	Hospital activities	419,269	967,281	1,781,289	122,611	52,914	20,129	5,297
Q862	Medical and dental practice activities	18,953	358,919	1,078	1,852	11,838	-	481
Q869	Other human health activities	s	s	s	s	s	s	s
Q872	Residential care activities for mental retardation, mental health and substance abuse	s	s	s	s	s	s	s
Q879	Other residential care activities, n.e.c.	s	s	s	s	s	s	s
Q889	Other social work activities without accommodation, n.e.c.	3,518	878,851	-	-	36,725	-	78
	<b>VIII - Eastern Visayas</b>	<b>61,808</b>	<b>269,143</b>	<b>471,020</b>	<b>2,494</b>	<b>12,510</b>	<b>1,108</b>	<b>1,507</b>
Q861	Hospital activities	s	s	s	s	s	s	s
Q879	Other residential care activities, n.e.c.	s	s	s	s	s	s	s
	<b>IX - Zamboanga Peninsula</b>	<b>48,976</b>	<b>228,840</b>	<b>356,253</b>	<b>14,747</b>	<b>16,433</b>	<b>-</b>	<b>-</b>
Q861	Hospital activities	s	s	s	s	s	s	s
Q889	Other social work activities without accommodation, n.e.c.	s	s	s	s	s	s	s
	<b>X - Northern Mindanao</b>	<b>128,223</b>	<b>767,039</b>	<b>1,001,127</b>	<b>75,536</b>	<b>53,402</b>	<b>1,551</b>	<b>1,535</b>
Q861	Hospital activities	125,978	724,440	958,376	75,526	48,645	1,551	1,393
Q862	Medical and dental practice activities	1,462	35,035	42,750	10	4,725	-	142
Q872	Residential care activities for mental retardation, mental health and substance abuse	s	s	s	s	s	s	s
Q889	Other social work activities without accommodation, n.e.c.	s	s	s	s	s	s	s

Continued

TABLE 5a--Continued

2009 PSIC Code	Region/ Industry Description	Expense						
		Industrial Services Done by Others	Non-Industrial Services Done by Others	Cost of Goods Sold	Interest Expense	Taxes on Products and Other Taxes on Production	Research and Development	Environmental Protection Expense
		(8)	(9)	(10)	(11)	(12)	(13)	(14)
	<b>XI - Davao</b>	<b>195,973</b>	<b>594,567</b>	<b>1,355,880</b>	<b>39,402</b>	<b>43,036</b>	<b>325</b>	<b>2,754</b>
Q861	Hospital activities	156,847	501,283	1,252,626	38,749	38,584	325	2,754
Q862	Medical and dental practice activities	6,931	84,379	96,988	-	3,982	-	-
Q869	Other human health activities	s	s	s	s	s	s	s
Q872	Residential care activities for mental retardation, mental health and substance abuse	s	s	s	s	s	s	s
Q879	Other residential care activities, n.e.c.	s	s	s	s	s	s	s
Q889	Other social work activities without accommodation, n.e.c.	17,028	7,372	-	-	90	-	-
	<b>XII - SOCCSKSARGEN</b>	<b>78,727</b>	<b>509,947</b>	<b>753,543</b>	<b>34,671</b>	<b>62,457</b>	<b>-</b>	<b>15,574</b>
Q861	Hospital activities	78,543	501,318	753,543	34,646	62,278	-	394
Q862	Medical and dental practice activities	s	s	s	s	s	s	s
Q869	Other human health activities	s	s	s	s	s	s	s
Q889	Other social work activities without accommodation, n.e.c.	s	s	s	s	s	s	s
	<b>XIII - Caraga</b>	<b>11,278</b>	<b>50,079</b>	<b>272,329</b>	<b>1,982</b>	<b>10,406</b>	<b>-</b>	<b>355</b>
Q861	Hospital activities	s	s	s	s	s	s	s
Q862	Medical and dental practice activities	s	s	s	s	s	s	s
	<b>ARMM</b>	<b>1,296</b>	<b>6,025</b>	<b>10,659</b>	<b>-</b>	<b>285</b>	<b>-</b>	<b>30</b>
Q861	Hospital activities	1,296	6,025	10,659	-	285	-	30

Continued

TABLE 5a--Continued

2009 PSIC Code	Region/ Industry Description	Expense				
		Royalty Fee	Franchise Fee	Amortization	Depreciation	Other Expense
		(15)	(16)	(17)	(18)	(19)
	<b>PHILIPPINES</b>	<b>1,749</b>	<b>3,435</b>	<b>106,755</b>	<b>9,958,543</b>	<b>9,562,747</b>
Q861	Hospital activities	-	3,435	98,540	8,828,741	4,035,916
Q862	Medical and dental practice activities	1,749	-	5,950	768,903	356,329
Q869	Other human health activities	-	-	1,375	40,432	36,693
Q871	Residential nursing care facilities	s	s	s	s	s
Q872	Residential care activities for mental retardation, mental health and substance abuse	-	-	-	15,836	8,201
Q873	Residential care activities for the elderly and disabled	s	s	s	s	s
Q879	Other residential care activities, n.e.c.	-	-	87	25,623	13,399
Q881	Social work activities without accommodation for the elderly and disabled	-	-	9	3,893	13,434
Q889	Other social work activities without accommodation, n.e.c.	-	-	549	267,338	5,098,305
	<b>NCR</b>	<b>-</b>	<b>1,891</b>	<b>66,420</b>	<b>4,449,470</b>	<b>4,816,881</b>
Q861	Hospital activities	-	1,891	59,721	3,872,381	1,586,158
Q862	Medical and dental practice activities	-	-	4,695	491,456	242,360
Q869	Other human health activities	-	-	1,375	34,174	22,818
Q871	Residential nursing care facilities }					
Q872	Residential care activities for mental retardation, mental health and substance abuse }	-	-	244	10,715	1,528
Q873	Residential care activities for the elderly and disabled }					
Q879	Other residential care activities, n.e.c.	-	-	34	9,572	9,594
Q881	Social work activities without accommodation for the elderly and disabled	-	-	9	2,941	1,545
Q889	Other social work activities without accommodation, n.e.c.	-	-	342	28,230	2,952,878
	<b>CAR</b>	<b>-</b>	<b>-</b>	<b>1,504</b>	<b>129,412</b>	<b>40,149</b>
Q861	Hospital activities	-	-	1,294	121,765	23,245
Q862	Medical and dental practice activities	s	s	s	s	s
Q879	Other residential care activities, n.e.c.	s	s	s	s	s
	<b>I - Ilocos</b>	<b>-</b>	<b>818</b>	<b>1,675</b>	<b>220,117</b>	<b>189,488</b>
Q861	Hospital activities	s	s	s	s	s
Q862	Medical and dental practice activities	s	s	s	s	s
Q873	Residential care activities for the elderly and disabled	s	s	s	s	s

Continued

TABLE 5a--Continued

2009 PSIC Code	Region/ Industry Description	Expense				
		Royalty Fee	Franchise Fee	Amortization	Depreciation	Other Expense
		(15)	(16)	(17)	(18)	(19)
	<b>II - Cagayan Valley</b>	<b>1,749</b>	<b>-</b>	<b>57</b>	<b>110,589</b>	<b>45,657</b>
Q861	Hospital activities	s	s	s	s	s
Q862	Medical and dental practice activities	s	s	s	s	s
	<b>III - Central Luzon</b>	<b>-</b>	<b>-</b>	<b>1,516</b>	<b>563,179</b>	<b>188,775</b>
Q861	Hospital activities	-	-	1,505	534,400	178,576
Q862	Medical and dental practice activities	-	-	6	22,779	2,901
Q869	Other human health activities	s	s	s	s	s
Q879	Other residential care activities, n.e.c.	s	s	s	s	s
	<b>IVA - CALABARZON</b>	<b>-</b>	<b>-</b>	<b>4,440</b>	<b>1,364,549</b>	<b>2,127,530</b>
Q861	Hospital activities	-	-	4,355	1,185,064	456,401
Q862	Medical and dental practice activities	-	-	86	119,304	33,697
Q869	Other human health activities	-	-	-	382	188
Q871	Residential nursing care facilities	s	s	s	s	s
Q872	Residential care activities for mental retardation, mental health and substance abuse	s	s	s	s	s
Q879	Other residential care activities, n.e.c.	s	s	s	s	s
Q889	Other social work activities without accommodation, n.e.c.	s	s	s	s	s
	<b>MIMAROPA Region</b>	<b>-</b>	<b>-</b>	<b>1,476</b>	<b>78,628</b>	<b>70,701</b>
Q861	Hospital activities	-	-	1,476	77,537	70,701
Q879	Other residential care activities, n.e.c.	s	s	s	s	s
Q889	Other social work activities without accommodation, n.e.c.	s	s	s	s	s
	<b>V - Bicol</b>	<b>-</b>	<b>-</b>	<b>207</b>	<b>97,821</b>	<b>301,576</b>
Q861	Hospital activities	-	-	-	92,385	55,572
Q862	Medical and dental practice activities	s	s	s	s	s
Q872	Residential care activities for mental retardation, mental health and substance abuse	s	s	s	s	s
Q881	Social work activities without accommodation for the elderly and disabled	s	s	s	s	s
Q889	Other social work activities without accommodation, n.e.c.	-	-	207	1,400	233,662

Continued

TABLE 5a--Continued

2009 PSIC Code	Region/ Industry Description	Expense				
		Royalty Fee	Franchise Fee	Amortization	Depreciation	Other Expense
		(15)	(16)	(17)	(18)	(19)
	<b>VI - Western Visayas</b>	-	-	6,567	342,521	252,241
Q861	Hospital activities	-	-	6,567	311,350	240,030
Q862	Medical and dental practice activities	-	-	-	22,343	11,172
Q879	Other residential care activities, n.e.c.	S	S	S	S	S
Q889	Other social work activities without accommodation, n.e.c.	S	S	S	S	S
	<b>VII - Central Visayas</b>	-	-	5,404	1,358,018	963,786
Q861	Hospital activities	-	-	5,369	1,123,919	738,366
Q862	Medical and dental practice activities	-	-	35	55,410	32,189
Q869	Other human health activities	S	S	S	S	S
Q872	Residential care activities for mental retardation, mental health and substance abuse	S	S	S	S	S
Q879	Other residential care activities, n.e.c.	S	S	S	S	S
Q889	Other social work activities without accommodation, n.e.c.	-	-	-	175,046	189,192
	<b>VIII - Eastern Visayas</b>	-	-	134	134,561	99,536
Q861	Hospital activities	S	S	S	S	S
Q879	Other residential care activities, n.e.c.	S	S	S	S	S
	<b>IX - Zamboanga Peninsula</b>	-	-	1,131	129,953	57,016
Q861	Hospital activities	S	S	S	S	S
Q889	Other social work activities without accommodation, n.e.c.	S	S	S	S	S
	<b>X - Northern Mindanao</b>	-	-	1,411	221,312	68,396
Q861	Hospital activities	-	-	492	215,401	62,904
Q862	Medical and dental practice activities	-	-	919	4,120	5,348
Q872	Residential care activities for mental retardation, mental health and substance abuse	S	S	S	S	S
Q889	Other social work activities without accommodation, n.e.c.	S	S	S	S	S

Continued

TABLE 5a--Concluded

2009 PSIC Code	Region/ Industry Description	Expense				
		Royalty Fee	Franchise Fee	Amortization	Depreciation	Other Expense
		(15)	(16)	(17)	(18)	(19)
	<b>XI - Davao</b>	-	-	12,524	393,554	147,024
Q861	Hospital activities	-	-	12,524	358,965	124,912
Q862	Medical and dental practice activities	-	-	-	24,560	12,196
Q869	Other human health activities	s	s	s	s	s
Q872	Residential care activities for mental retardation, mental health and substance abuse	s	s	s	s	s
Q879	Other residential care activities, n.e.c.	s	s	s	s	s
Q889	Other social work activities without accommodation, n.e.c.	-	-	-	2,509	1,234
	<b>XII - SOCCSKSARGEN</b>	-	-	2,166	260,498	149,053
Q861	Hospital activities	-	-	2,166	258,348	104,692
Q862	Medical and dental practice activities	s	s	s	s	s
Q869	Other human health activities	s	s	s	s	s
Q889	Other social work activities without accommodation, n.e.c.	s	s	s	s	s
	<b>XIII - Caraga</b>	-	700	110	102,382	37,948
Q861	Hospital activities	s	s	s	s	s
Q862	Medical and dental practice activities	s	s	s	s	s
	<b>ARMM</b>	-	25	12	1,980	6,991
Q861	Hospital activities	-	25	12	1,980	6,991

**TABLE 5a.2 Number of Establishments and Expense for Industrial Services Done by Others by Type for Human Health and Social Work Activities Establishments with Total Employment of 20 and Over by Region and Industry Group: Philippines, 2017**

*(Values are in thousand pesos, except for number of establishments. Details may not add-up to total due to rounding and/or statistical disclosure control.)*

2009 PSIC Code	Region/ Industry Description	Number of Establishments	Industrial Services Done by Others		
			Total	Contract and Commission Work Done by Others	Repairs, Maintenance and Installation
		(1)	(2)	(3)	(4)
	<b>PHILIPPINES</b>	<b>1,096</b>	<b>4,655,864</b>	<b>-</b>	<b>4,655,864</b>
Q861	Hospital activities	699	3,911,457	-	3,911,457
Q862	Medical and dental practice activities	283	501,325	-	501,325
Q869	Other human health activities	15	157,412	-	157,412
Q871	Residential nursing care facilities	s	s	s	s
Q872	Residential care activities for mental retardation, mental health and substance abuse	14	6,856	-	6,856
Q873	Residential care activities for the elderly and disabled	s	s	s	s
Q879	Other residential care activities, n.e.c.	25	18,900	-	18,900
Q881	Social work activities without accommodation for the elderly and disabled	4	6,151	-	6,151
Q889	Other social work activities without accommodation, n.e.c.	52	51,666	-	51,666
	<b>NCR</b>	<b>322</b>	<b>2,045,911</b>	<b>-</b>	<b>2,045,911</b>
Q861	Hospital activities	104	1,579,122	-	1,579,122
Q862	Medical and dental practice activities	165	338,322	-	338,322
Q869	Other human health activities	8	99,010	-	99,010
Q871	Residential nursing care facilities }				
Q872	Residential care activities for mental retardation, mental health and substance abuse }	9	7,199	-	7,199
Q873	Residential care activities for the elderly and disabled }				
Q879	Other residential care activities, n.e.c.	13	4,814	-	4,814
Q881	Social work activities without accommodation for the elderly and disabled	3	6,009	-	6,009
Q889	Other social work activities without accommodation, n.e.c.	20	11,436	-	11,436
	<b>CAR</b>	<b>14</b>	<b>47,206</b>	<b>-</b>	<b>47,206</b>
Q861	Hospital activities	10	24,599	-	24,599
Q862	Medical and dental practice activities	s	s	s	s
Q879	Other residential care activities, n.e.c.	s	s	s	s
	<b>I - Ilocos</b>	<b>46</b>	<b>56,538</b>	<b>-</b>	<b>56,538</b>
Q861	Hospital activities	s	s	s	s
Q862	Medical and dental practice activities	s	s	s	s
Q873	Residential care activities for the elderly and disabled	s	s	s	s

*Continued*



TABLE 5a.2--Continued

2009 PSIC Code	Region/ Industry Description	Number of Establishments	Industrial Services Done by Others		
			Total	Contract and Commission Work Done by Others	Repairs, Maintenance and Installation
		(1)	(2)	(3)	(4)
	<b>II - Cagayan Valley</b>	<b>29</b>	<b>55,572</b>	<b>-</b>	<b>55,572</b>
Q861	Hospital activities	s	s	s	s
Q862	Medical and dental practice activities	s	s	s	s
	<b>III - Central Luzon</b>	<b>100</b>	<b>240,242</b>	<b>-</b>	<b>240,242</b>
Q861	Hospital activities	88	210,770	-	210,770
Q862	Medical and dental practice activities	8	14,054	-	14,054
Q869	Other human health activities	s	s	s	s
Q879	Other residential care activities, n.e.c.	s	s	s	s
	<b>IVA - CALABARZON</b>	<b>177</b>	<b>960,575</b>	<b>-</b>	<b>960,575</b>
Q861	Hospital activities	132	875,274	-	875,274
Q862	Medical and dental practice activities	36	47,383	-	47,383
Q869	Other human health activities	3	28,802	-	28,802
Q871	Residential nursing care facilities	s	s	s	s
Q872	Residential care activities for mental retardation, mental health and substance abuse	s	s	s	s
Q879	Other residential care activities, n.e.c.	s	s	s	s
Q889	Other social work activities without accommodation, n.e.c.	s	s	s	s
	<b>MIMAROPA Region</b>	<b>15</b>	<b>30,117</b>	<b>-</b>	<b>30,117</b>
Q861	Hospital activities	12	28,932	-	28,932
Q879	Other residential care activities, n.e.c.	s	s	s	s
Q889	Other social work activities without accommodation, n.e.c.	s	s	s	s
	<b>V - Bicol</b>	<b>37</b>	<b>73,429</b>	<b>-</b>	<b>73,429</b>
Q861	Hospital activities	28	61,307	-	61,307
Q862	Medical and dental practice activities	s	s	s	s
Q872	Residential care activities for mental retardation, mental health and substance abuse	s	s	s	s
Q881	Social work activities without accommodation for the elderly and disabled	s	s	s	s
Q889	Other social work activities without accommodation, n.e.c.	4	7,541	-	7,541

Continued

TABLE 5a.2--Continued

2009 PSIC Code	Region/ Industry Description	Number of Establishments	Industrial Services Done by Others		
			Total	Contract and Commission Work Done by Others	Repairs, Maintenance and Installation
		(1)	(2)	(3)	(4)
	<b>VI - Western Visayas</b>	<b>46</b>	<b>177,207</b>	<b>-</b>	<b>177,207</b>
Q861	Hospital activities	23	148,793	-	148,793
Q862	Medical and dental practice activities	17	24,148	-	24,148
Q879	Other residential care activities, n.e.c.	s	s	s	s
Q889	Other social work activities without accommodation, n.e.c.	s	s	s	s
	<b>VII - Central Visayas</b>	<b>73</b>	<b>442,788</b>	<b>-</b>	<b>442,788</b>
Q861	Hospital activities	37	419,269	-	419,269
Q862	Medical and dental practice activities	23	18,953	-	18,953
Q869	Other human health activities	s	s	s	s
Q872	Residential care activities for mental retardation, mental health and substance abuse	s	s	s	s
Q879	Other residential care activities, n.e.c.	s	s	s	s
Q889	Other social work activities without accommodation, n.e.c.	8	3,518	-	3,518
	<b>VIII - Eastern Visayas</b>	<b>19</b>	<b>61,808</b>	<b>-</b>	<b>61,808</b>
Q861	Hospital activities	s	s	s	s
Q879	Other residential care activities, n.e.c.	s	s	s	s
	<b>IX - Zamboanga Peninsula</b>	<b>23</b>	<b>48,976</b>	<b>-</b>	<b>48,976</b>
Q861	Hospital activities	s	s	s	s
Q889	Other social work activities without accommodation, n.e.c.	s	s	s	s
	<b>X - Northern Mindanao</b>	<b>62</b>	<b>128,223</b>	<b>-</b>	<b>128,223</b>
Q861	Hospital activities	49	125,978	-	125,978
Q862	Medical and dental practice activities	10	1,462	-	1,462
Q872	Residential care activities for mental retardation, mental health and substance abuse	s	s	s	s
Q889	Other social work activities without accommodation, n.e.c.	s	s	s	s

Continued

TABLE 5a.2--Concluded

2009 PSIC Code	Region/ Industry Description	Number of Establishments	Industrial Services Done by Others		
			Total	Contract and Commission Work Done by Others	Repairs, Maintenance and Installation
		(1)	(2)	(3)	(4)
	<b>XI - Davao</b>	<b>61</b>	<b>195,973</b>	<b>-</b>	<b>195,973</b>
Q861	Hospital activities	40	156,847	-	156,847
Q862	Medical and dental practice activities	13	6,931	-	6,931
Q869	Other human health activities	s	s	s	s
Q872	Residential care activities for mental retardation, mental health and substance abuse	s	s	s	s
Q879	Other residential care activities, n.e.c.	s	s	s	s
Q889	Other social work activities without accommodation, n.e.c.	5	17,028	-	17,028
	<b>XII - SOCCSKSARGEN</b>	<b>58</b>	<b>78,727</b>	<b>-</b>	<b>78,727</b>
Q861	Hospital activities	53	78,543	-	78,543
Q862	Medical and dental practice activities	s	s	s	s
Q869	Other human health activities	s	s	s	s
Q889	Other social work activities without accommodation, n.e.c.	s	s	s	s
	<b>XIII - Caraga</b>	<b>11</b>	<b>11,278</b>	<b>-</b>	<b>11,278</b>
Q861	Hospital activities	s	s	s	s
Q862	Medical and dental practice activities	s	s	s	s
	<b>ARMM</b>	<b>3</b>	<b>1,296</b>	<b>-</b>	<b>1,296</b>
Q861	Hospital activities	3	1,296	-	1,296

**TABLE 5a.3 Number of Establishments and Expense for Non-Industrial Services Done by Others by Type for Human Health and Social Work Activities Establishments with Total Employment of 20 and Over by Region and Industry Group: Philippines, 2017**

*(Values are in thousand pesos, except for number of establishments. Details may not add-up to total due to rounding and/or statistical disclosure control.)*

2009 PSIC Code	Region/ Industry Description	Number of Establishments	Non-Industrial Services Done by Others				
			Total	Rent Expense from Land	Rental Expense for Buildings, Warehouses and Other Structures	Rental Expense for Machinery and Transport Equipment	Rental Expense for Office Equipment
		(1)	(2)	(3)	(4)	(5)	(6)
<b>PHILIPPINES</b>		<b>1,096</b>	<b>21,716,898</b>	<b>306,201</b>	<b>1,404,249</b>	<b>205,105</b>	<b>48,708</b>
Q861	Hospital activities	699	15,815,073	294,746	356,579	190,513	47,486
Q862	Medical and dental practice activities	283	3,564,196	11,274	978,694	11,729	1,106
Q869	Other human health activities	15	505,630	-	18,123	371	116
Q871	Residential nursing care facilities	s	s	s	s	s	s
Q872	Residential care activities for mental retardation, mental health and substance abuse	14	160,282	-	12,502	-	-
Q873	Residential care activities for the elderly and disabled	s	s	s	s	s	s
Q879	Other residential care activities, n.e.c.	25	115,176	166	4,983	11	-
Q881	Social work activities without accommodation for the elderly and disabled	4	22,852	-	5,895	-	-
Q889	Other social work activities without accommodation, n.e.c.	52	1,527,032	16	27,473	2,480	-
<b>NCR</b>		<b>322</b>	<b>10,099,332</b>	<b>198,489</b>	<b>1,016,506</b>	<b>38,564</b>	<b>4,831</b>
Q861	Hospital activities	104	6,358,870	198,320	223,796	34,314	3,609
Q862	Medical and dental practice activities	165	2,625,423	-	743,875	2,054	1,106
Q869	Other human health activities	8	491,027	-	15,345	359	116
Q871	Residential nursing care facilities }						
Q872	Residential care activities for mental retardation, mental health and substance abuse }	9	148,733	-	8,759	-	-
Q873	Residential care activities for the elderly and disabled }						
Q879	Other residential care activities, n.e.c.	13	81,050	154	4,299	-	-
Q881	Social work activities without accommodation for the elderly and disabled	3	22,645	-	5,895	-	-
Q889	Other social work activities without accommodation, n.e.c.	20	371,583	16	14,538	1,837	-
<b>CAR</b>		<b>14</b>	<b>371,395</b>	<b>-</b>	<b>17,909</b>	<b>1,547</b>	<b>-</b>
Q861	Hospital activities	10	300,144	-	7,217	1,547	-
Q862	Medical and dental practice activities	s	s	s	s	s	s
Q879	Other residential care activities, n.e.c.	s	s	s	s	s	s
<b>I - Ilocos</b>		<b>46</b>	<b>448,622</b>	<b>286</b>	<b>876</b>	<b>-</b>	<b>35,718</b>
Q861	Hospital activities	s	s	s	s	s	s
Q862	Medical and dental practice activities	s	s	s	s	s	s
Q873	Residential care activities for the elderly and disabled	s	s	s	s	s	s

*Continued*

TABLE 5a.3--Continued

2009 PSIC Code	Region/ Industry Description	Number of Establishments	Non-Industrial Services Done by Others				
			Total	Rent Expense from Land	Rental Expense for Buildings, Warehouses and Other Structures	Rental Expense for Machinery and Transport Equipment	Rental Expense for Office Equipment
		(1)	(2)	(3)	(4)	(5)	(6)
	II - Cagayan Valley	29	222,956	660	1,258	3,552	
Q861	Hospital activities	s	s	s	s	s	s
Q862	Medical and dental practice activities	s	s	s	s	s	s
	III - Central Luzon	100	1,366,675	38,634	47,131	15,431	-
Q861	Hospital activities	88	1,282,857	38,454	28,843	15,431	-
Q862	Medical and dental practice activities	8	79,220	180	17,868	-	-
Q869	Other human health activities	s	s	s	s	s	s
Q879	Other residential care activities, n.e.c.	s	s	s	s	s	s
	IVA - CALABARZON	177	3,353,699	20,245	76,805	100,839	215
Q861	Hospital activities	132	3,099,936	18,511	19,617	100,839	215
Q862	Medical and dental practice activities	36	218,444	1,734	52,578	-	-
Q869	Other human health activities	3	1,713	-	722	-	-
Q871	Residential nursing care facilities	s	s	s	s	s	s
Q872	Residential care activities for mental retardation, mental health and substance abuse	s	s	s	s	s	s
Q879	Other residential care activities, n.e.c.	s	s	s	s	s	s
Q889	Other social work activities without accommodation, n.e.c.	s	s	s	s	s	s
	MIMAROPA Region	15	197,419	12	404	60	-
Q861	Hospital activities	12	138,264	-	45	60	-
Q879	Other residential care activities, n.e.c.	s	s	s	s	s	s
Q889	Other social work activities without accommodation, n.e.c.	s	s	s	s	s	s
	V - Bicol	37	304,403	402	8,714	482	-
Q861	Hospital activities	28	165,033	402	4,609	190	-
Q862	Medical and dental practice activities	s	s	s	s	s	s
Q872	Residential care activities for mental retardation, mental health and substance abuse	s	s	s	s	s	s
Q881	Social work activities without accommodation for the elderly and disabled	s	s	s	s	s	s
Q889	Other social work activities without accommodation, n.e.c.	4	134,252	-	3,306	291	

Continued

TABLE 5a.3--Continued

2009 PSIC Code	Region/ Industry Description	Number of Establishments	Non-Industrial Services Done by Others				
			Total	Rent Expense from Land	Rental Expense for Buildings, Warehouses and Other Structures	Rental Expense for Machinery and Transport Equipment	Rental Expense for Office Equipment
		(1)	(2)	(3)	(4)	(5)	(6)
	VI - Western Visayas	46	699,456	5,657	44,871	18,212	256
Q861	Hospital activities	23	590,148	5,657	23,764	17,578	256
Q862	Medical and dental practice activities	17	84,503	-	18,949	633	-
Q879	Other residential care activities, n.e.c.	s	s	s	s	s	s
Q889	Other social work activities without accommodation, n.e.c.	s	s	s	s	s	s
	VII - Central Visayas	73	2,227,301	1,425	93,379	6,010	232
Q861	Hospital activities	37	967,281	36	8,870	5,837	232
Q862	Medical and dental practice activities	23	358,919	1,389	80,614	-	-
Q869	Other human health activities	s	s	s	s	s	s
Q872	Residential care activities for mental retardation, mental health and substance abuse	s	s	s	s	s	s
Q879	Other residential care activities, n.e.c.	s	s	s	s	s	s
Q889	Other social work activities without accommodation, n.e.c.	8	878,851	-	1,838	163	-
	VIII - Eastern Visayas	19	269,143	56	-	-	-
Q861	Hospital activities	s	s	s	s	s	s
Q879	Other residential care activities, n.e.c.	s	s	s	s	s	s
	IX - Zamboanga Peninsula	23	228,840	14,312	11,674	2,189	-
Q861	Hospital activities	s	s	s	s	s	s
Q889	Other social work activities without accommodation, n.e.c.	s	s	s	s	s	s
	X - Northern Mindanao	62	767,039	11,479	5,181	10,739	-
Q861	Hospital activities	49	724,440	3,509	3,574	2,733	-
Q862	Medical and dental practice activities	10	35,035	7,970	654	8,006	-
Q872	Residential care activities for mental retardation, mental health and substance abuse	s	s	s	s	s	s
Q889	Other social work activities without accommodation, n.e.c.	s	s	s	s	s	s

Continued

TABLE 5a.3--Continued

2009 PSIC Code	Region/ Industry Description	Number of Establishments	Non-Industrial Services Done by Others				
			Total	Rent Expense from Land	Rental Expense for Buildings, Warehouses and Other Structures	Rental Expense for Machinery and Transport Equipment	Rental Expense for Office Equipment
		(1)	(2)	(3)	(4)	(5)	(6)
	<b>XI - Davao</b>	<b>61</b>	<b>594,567</b>	<b>8,901</b>	<b>67,427</b>	<b>1,984</b>	<b>7,456</b>
Q861	Hospital activities	40	501,283	8,901	15,964	1,794	7,456
Q862	Medical and dental practice activities	13	84,379	-	50,743	-	-
Q869	Other human health activities	s	s	s	s	s	s
Q872	Residential care activities for mental retardation, mental health and substance abuse	s	s	s	s	s	s
Q879	Other residential care activities, n.e.c.	s	s	s	s	s	s
Q889	Other social work activities without accommodation, n.e.c.	5	7,372	-	720	189	-
	<b>XII - SOCCSKSARGEN</b>	<b>58</b>	<b>509,947</b>	<b>5,463</b>	<b>10,498</b>	<b>5,497</b>	<b>-</b>
Q861	Hospital activities	53	501,318	5,463	8,430	5,485	-
Q862	Medical and dental practice activities	s	s	s	s	s	s
Q869	Other human health activities	s	s	s	s	s	s
Q889	Other social work activities without accommodation, n.e.c.	s	s	s	s	s	s
	<b>XIII - Caraga</b>	<b>11</b>	<b>50,079</b>	<b>-</b>	<b>1,617</b>	<b>-</b>	<b>-</b>
Q861	Hospital activities	s	s	s	s	s	s
Q862	Medical and dental practice activities	s	s	s	s	s	s
	<b>ARMM</b>	<b>3</b>	<b>6,025</b>	<b>180</b>	<b>-</b>	<b>-</b>	<b>-</b>
Q861	Hospital activities	3	6,025	180	-	-	-

Continued

TABLE 5a.3--Continued

2009 PSIC Code	Region/ Industry Description	Non-Industrial Services Done by Others				
		Other Rental Expense	Communication Expense	Insurance Expense	Transport Service Expense	Other Non-Industrial Services Done by Others
		(7)	(8)	(9)	(10)	(11)
	<b>PHILIPPINES</b>	<b>117,279</b>	<b>595,342</b>	<b>296,438</b>	<b>202,615</b>	<b>18,540,962</b>
Q861	Hospital activities	53,392	394,721	238,416	112,709	14,126,511
Q862	Medical and dental practice activities	60,185	123,108	45,225	79,854	2,253,021
Q869	Other human health activities	3,567	8,743	1,215	4,201	469,294
Q871	Residential nursing care facilities	s	s	s	s	s
Q872	Residential care activities for mental retardation, mental health and substance abuse	-	3,360	1,563	1,333	141,523
Q873	Residential care activities for the elderly and disabled	s	s	s	s	s
Q879	Other residential care activities, n.e.c.	12	3,817	2,141	674	103,372
Q881	Social work activities without accommodation for the elderly and disabled	-	1,581	159	453	14,765
Q889	Other social work activities without accommodation, n.e.c.	123	59,807	7,590	3,391	1,426,152
	<b>NCR</b>	<b>103,833</b>	<b>251,868</b>	<b>139,938</b>	<b>77,594</b>	<b>8,267,709</b>
Q861	Hospital activities	40,141	145,892	101,489	30,468	5,580,842
Q862	Medical and dental practice activities	60,185	81,588	31,869	39,995	1,664,751
Q869	Other human health activities	3,507	8,096	787	4,023	458,795
Q871	Residential nursing care facilities }					
Q872	Residential care activities for mental retardation, mental health and substance abuse }	-	1,816	940	1,332	135,888
Q873	Residential care activities for the elderly and disabled }					
Q879	Other residential care activities, n.e.c.	-	2,968	804	122	72,703
Q881	Social work activities without accommodation for the elderly and disabled	-	1,409	124	453	14,765
Q889	Other social work activities without accommodation, n.e.c.	-	10,099	3,925	1,201	339,967
	<b>CAR</b>	<b>-</b>	<b>11,383</b>	<b>2,810</b>	<b>27,428</b>	<b>310,317</b>
Q861	Hospital activities	-	3,928	2,459	1,756	283,236
Q862	Medical and dental practice activities	s	s	s	s	s
Q879	Other residential care activities, n.e.c.	s	s	s	s	s
	<b>I - Ilocos</b>	<b>466</b>	<b>14,490</b>	<b>10,385</b>	<b>4,974</b>	<b>381,428</b>
Q861	Hospital activities	s	s	s	s	s
Q862	Medical and dental practice activities	s	s	s	s	s
Q873	Residential care activities for the elderly and disabled	s	s	s	s	s

Continued



TABLE 5a.3--Continued

2009 PSIC Code	Region/ Industry Description	Non-Industrial Services Done by Others				
		Other Rental Expense	Communication Expense	Insurance Expense	Transport Service Expense	Other Non-Industrial Services Done by Others
		(7)	(8)	(9)	(10)	(11)
	<b>II - Cagayan Valley</b>	<b>253</b>	<b>4,867</b>	<b>3,525</b>	<b>1,585</b>	<b>207,258</b>
Q861	Hospital activities	s	s	s	s	s
Q862	Medical and dental practice activities	s	s	s	s	s
	<b>III - Central Luzon</b>	<b>12</b>	<b>27,173</b>	<b>10,701</b>	<b>13,298</b>	<b>1,214,295</b>
Q861	Hospital activities	-	24,355	9,566	9,898	1,156,311
Q862	Medical and dental practice activities	-	2,164	892	3,398	54,718
Q869	Other human health activities	s	s	s	s	s
Q879	Other residential care activities, n.e.c.	s	s	s	s	s
	<b>IVA - CALABARZON</b>	<b>4,679</b>	<b>95,217</b>	<b>36,245</b>	<b>25,755</b>	<b>2,993,699</b>
Q861	Hospital activities	4,679	79,336	30,672	24,039	2,822,028
Q862	Medical and dental practice activities	-	13,467	4,756	1,543	144,366
Q869	Other human health activities	-	60	251	174	507
Q871	Residential nursing care facilities	s	s	s	s	s
Q872	Residential care activities for mental retardation, mental health and substance abuse	s	s	s	s	s
Q879	Other residential care activities, n.e.c.	s	s	s	s	s
Q889	Other social work activities without accommodation, n.e.c.	s	s	s	s	s
	<b>MIMAROPA Region</b>	<b>-</b>	<b>4,094</b>	<b>2,669</b>	<b>3,212</b>	<b>186,967</b>
Q861	Hospital activities	-	3,854	2,622	3,197	128,485
Q879	Other residential care activities, n.e.c.	s	s	s	s	s
Q889	Other social work activities without accommodation, n.e.c.	s	s	s	s	s
	<b>V - Bicol</b>	<b>123</b>	<b>8,317</b>	<b>2,409</b>	<b>1,930</b>	<b>282,027</b>
Q861	Hospital activities	-	5,308	1,283	1,481	151,758
Q862	Medical and dental practice activities	s	s	s	s	s
Q872	Residential care activities for mental retardation, mental health and substance abuse	s	s	s	s	s
Q881	Social work activities without accommodation for the elderly and disabled	s	s	s	s	s
Q889	Other social work activities without accommodation, n.e.c.	123	2,513	1,001	432	126,586

Continued

TABLE 5a.3--Continued

2009 PSIC Code	Region/ Industry Description	Non-Industrial Services Done by Others				
		Other Rental Expense	Communication Expense	Insurance Expense	Transport Service Expense	Other Non-Industrial Services Done by Others
		(7)	(8)	(9)	(10)	(11)
	<b>VI - Western Visayas</b>	<b>5,914</b>	<b>22,633</b>	<b>14,592</b>	<b>5,527</b>	<b>581,796</b>
Q861	Hospital activities	5,914	18,162	12,702	5,260	500,855
Q862	Medical and dental practice activities	-	4,069	1,078	209	59,564
Q879	Other residential care activities, n.e.c.	s	s	s	s	s
Q889	Other social work activities without accommodation, n.e.c.	s	s	s	s	s
	<b>VII - Central Visayas</b>	<b>1,784</b>	<b>81,796</b>	<b>24,226</b>	<b>9,450</b>	<b>2,009,000</b>
Q861	Hospital activities	1,724	30,613	17,115	2,458	900,397
Q862	Medical and dental practice activities	-	7,205	5,073	5,453	259,185
Q869	Other human health activities	s	s	s	s	s
Q872	Residential care activities for mental retardation, mental health and substance abuse	s	s	s	s	s
Q879	Other residential care activities, n.e.c.	s	s	s	s	s
Q889	Other social work activities without accommodation, n.e.c.	-	43,687	1,804	1,535	829,824
	<b>VIII - Eastern Visayas</b>	<b>-</b>	<b>2,984</b>	<b>3,073</b>	<b>769</b>	<b>262,260</b>
Q861	Hospital activities	s	s	s	s	s
Q879	Other residential care activities, n.e.c.	s	s	s	s	s
	<b>IX - Zamboanga Peninsula</b>	<b>216</b>	<b>6,150</b>	<b>5,256</b>	<b>6,285</b>	<b>182,757</b>
Q861	Hospital activities	s	s	s	s	s
Q889	Other social work activities without accommodation, n.e.c.	s	s	s	s	s
	<b>X - Northern Mindanao</b>	<b>-</b>	<b>16,259</b>	<b>16,577</b>	<b>9,442</b>	<b>697,362</b>
Q861	Hospital activities	-	15,146	16,420	8,724	674,335
Q862	Medical and dental practice activities	-	1,052	102	646	16,604
Q872	Residential care activities for mental retardation, mental health and substance abuse	s	s	s	s	s
Q889	Other social work activities without accommodation, n.e.c.	s	s	s	s	s

Continued

TABLE 5a.3--Concluded

2009 PSIC Code	Region/ Industry Description	Non-Industrial Services Done by Others				
		Other Rental Expense	Communication Expense	Insurance Expense	Transport Service Expense	Other Non-Industrial Services Done by Others
		(7)	(8)	(9)	(10)	(11)
	<b>XI - Davao</b>	-	29,711	11,267	5,435	462,387
Q861	Hospital activities	-	22,535	9,714	2,511	432,408
Q862	Medical and dental practice activities	-	5,525	825	2,924	24,363
Q869	Other human health activities	s	s	s	s	s
Q872	Residential care activities for mental retardation, mental health and substance abuse	s	s	s	s	s
Q879	Other residential care activities, n.e.c.	s	s	s	s	s
Q889	Other social work activities without accommodation, n.e.c.	-	1,398	577	-	4,487
	<b>XII - SOCCSKSARGEN</b>	-	14,246	9,970	7,608	456,664
Q861	Hospital activities	-	13,519	9,831	7,515	451,076
Q862	Medical and dental practice activities	s	s	s	s	s
Q869	Other human health activities	s	s	s	s	s
Q889	Other social work activities without accommodation, n.e.c.	s	s	s	s	s
	<b>XIII - Caraga</b>	-	3,778	2,774	1,842	40,069
Q861	Hospital activities	s	s	s	s	s
Q862	Medical and dental practice activities	s	s	s	s	s
	<b>ARMM</b>	-	377	20	481	4,967
Q861	Hospital activities	-	377	20	481	4,967

**TABLE 5a.4 Number of Establishments and Cost of Goods Sold for Human Health and Social Work Activities Establishments  
with Total Employment of 20 and Over by Region and Industry Group: Philippines, 2017**

*(Values are in thousand pesos, except for number of establishments. Details may not add-up to total due to rounding and/or statistical disclosure control.)*

2009 PSIC Code	Region/ Industry Description	Cost of Goods Sold				
		Number of Establishments	Total	Goods for Resale Inventories, Beginning	Goods Purchased for Resale	Goods for Resale Inventories, Ending
		(1)	(2)	(3)	(4)	(5)
	<b>PHILIPPINES</b>	<b>1,096</b>	<b>25,311,494</b>	<b>5,397,751</b>	<b>26,317,825</b>	<b>6,404,083</b>
Q861	Hospital activities	699	23,902,232	4,972,149	24,841,178	5,911,095
Q862	Medical and dental practice activities	283	1,387,837	418,006	1,454,368	484,537
Q869	Other human health activities	15	-	-	-	-
Q871	Residential nursing care facilities	s	s	s	s	s
Q872	Residential care activities for mental retardation, mental health and substance abuse	14	10,520	700	10,096	276
Q873	Residential care activities for the elderly and disabled	s	s	s	s	s
Q879	Other residential care activities, n.e.c.	25	-	-	-	-
Q881	Social work activities without accommodation for the elderly and disabled	4	5,471	6,896	6,750	8,175
Q889	Other social work activities without accommodation, n.e.c.	52	5,433	-	5,433	-
	<b>NCR</b>	<b>322</b>	<b>9,034,105</b>	<b>1,650,415</b>	<b>9,359,042</b>	<b>1,975,353</b>
Q861	Hospital activities	104	8,051,202	1,445,764	8,358,928	1,753,490
Q862	Medical and dental practice activities	165	977,432	197,755	993,365	213,688
Q869	Other human health activities	8	-	-	-	-
Q871	Residential nursing care facilities	9	-	-	-	-
Q872	Residential care activities for mental retardation, mental health and substance abuse					
Q873	Residential care activities for the elderly and disabled					
Q879	Other residential care activities, n.e.c.	13	-	-	-	-
Q881	Social work activities without accommodation for the elderly and disabled	3	5,471	6,896	6,750	8,175
Q889	Other social work activities without accommodation, n.e.c.	20	-	-	-	-
	<b>CAR</b>	<b>14</b>	<b>92,041</b>	<b>29,304</b>	<b>111,074</b>	<b>48,337</b>
Q861	Hospital activities	10	67,006	25,297	85,580	43,871
Q862	Medical and dental practice activities	s	s	s	s	s
Q879	Other residential care activities, n.e.c.	s	s	s	s	s
	<b>I - Ilocos</b>	<b>46</b>	<b>803,629</b>	<b>148,959</b>	<b>821,181</b>	<b>166,510</b>
Q861	Hospital activities	s	s	s	s	s
Q862	Medical and dental practice activities	s	s	s	s	s
Q873	Residential care activities for the elderly and disabled	s	s	s	s	s

*Continued*

TABLE 5a.4--Continued

2009 PSIC Code	Region/ Industry Description	Cost of Goods Sold				
		Number of Establishments	Total	Goods for Resale Inventories, Beginning	Goods Purchased for Resale	Goods for Resale Inventories, Ending
		(1)	(2)	(3)	(4)	(5)
	<b>II - Cagayan Valley</b>	<b>29</b>	<b>411,202</b>	<b>104,504</b>	<b>435,622</b>	<b>128,923</b>
Q861	Hospital activities	s	s	s	s	s
Q862	Medical and dental practice activities	s	s	s	s	s
	<b>III - Central Luzon</b>	<b>100</b>	<b>1,828,014</b>	<b>403,494</b>	<b>1,891,356</b>	<b>466,836</b>
Q861	Hospital activities	88	1,801,618	399,111	1,863,376	460,869
Q862	Medical and dental practice activities	8	26,396	4,383	27,980	5,967
Q869	Other human health activities	s	s	s	s	s
Q879	Other residential care activities, n.e.c.	s	s	s	s	s
	<b>IVA - CALABARZON</b>	<b>177</b>	<b>4,164,419</b>	<b>903,324</b>	<b>4,282,354</b>	<b>1,021,260</b>
Q861	Hospital activities	132	4,090,998	880,433	4,204,016	993,451
Q862	Medical and dental practice activities	36	69,168	22,892	74,085	27,808
Q869	Other human health activities	3	-	-	-	-
Q871	Residential nursing care facilities	s	s	s	s	s
Q872	Residential care activities for mental retardation, mental health and substance abuse	s	s	s	s	s
Q879	Other residential care activities, n.e.c.	s	s	s	s	s
Q889	Other social work activities without accommodation, n.e.c.	s	s	s	s	s
	<b>MIMAROPA Region</b>	<b>15</b>	<b>395,368</b>	<b>84,602</b>	<b>415,873</b>	<b>105,107</b>
Q861	Hospital activities	12	395,368	84,602	415,873	105,107
Q879	Other residential care activities, n.e.c.	s	s	s	s	s
Q889	Other social work activities without accommodation, n.e.c.	s	s	s	s	s
	<b>V - Bicol</b>	<b>37</b>	<b>355,577</b>	<b>101,445</b>	<b>379,970</b>	<b>125,838</b>
Q861	Hospital activities	28	312,856	98,571	336,983	122,698
Q862	Medical and dental practice activities	s	s	s	s	s
Q872	Residential care activities for mental retardation, mental health and substance abuse	s	s	s	s	s
Q881	Social work activities without accommodation for the elderly and disabled	s	s	s	s	s
Q889	Other social work activities without accommodation, n.e.c.	4	-	-	-	-

Continued

TABLE 5a.4--Continued

2009 PSIC Code	Region/ Industry Description	Cost of Goods Sold				
		Number of Establishments	Total	Goods for Resale Inventories, Beginning	Goods Purchased for Resale	Goods for Resale Inventories, Ending
		(1)	(2)	(3)	(4)	(5)
	<b>VI - Western Visayas</b>	<b>46</b>	<b>2,223,960</b>	<b>390,581</b>	<b>2,320,295</b>	<b>486,915</b>
Q861	Hospital activities	23	2,174,312	382,104	2,270,466	478,259
Q862	Medical and dental practice activities	17	44,215	8,477	44,395	8,657
Q879	Other residential care activities, n.e.c.	s	s	s	s	s
Q889	Other social work activities without accommodation, n.e.c.	s	s	s	s	s
	<b>VII - Central Visayas</b>	<b>73</b>	<b>1,782,367</b>	<b>352,553</b>	<b>1,866,055</b>	<b>436,241</b>
Q861	Hospital activities	37	1,781,289	352,553	1,864,977	436,241
Q862	Medical and dental practice activities	23	1,078	-	1,078	-
Q869	Other human health activities	s	s	s	s	s
Q872	Residential care activities for mental retardation, mental health and substance abuse	s	s	s	s	s
Q879	Other residential care activities, n.e.c.	s	s	s	s	s
Q889	Other social work activities without accommodation, n.e.c.	8	-	-	-	-
	<b>VIII - Eastern Visayas</b>	<b>19</b>	<b>471,020</b>	<b>85,471</b>	<b>486,440</b>	<b>100,891</b>
Q861	Hospital activities	s	s	s	s	s
Q879	Other residential care activities, n.e.c.	s	s	s	s	s
	<b>IX - Zamboanga Peninsula</b>	<b>23</b>	<b>356,253</b>	<b>128,693</b>	<b>422,197</b>	<b>194,637</b>
Q861	Hospital activities	s	s	s	s	s
Q889	Other social work activities without accommodation, n.e.c.	s	s	s	s	s
	<b>X - Northern Mindanao</b>	<b>62</b>	<b>1,001,127</b>	<b>282,141</b>	<b>999,436</b>	<b>280,451</b>
Q861	Hospital activities	49	958,376	263,070	953,842	258,536
Q862	Medical and dental practice activities	10	42,750	19,072	45,594	21,915
Q872	Residential care activities for mental retardation, mental health and substance abuse	s	s	s	s	s
Q889	Other social work activities without accommodation, n.e.c.	s	s	s	s	s

Continued

TABLE 5a.4--Concluded

2009 PSIC Code	Region/ Industry Description	Cost of Goods Sold				
		Number of Establishments	Total	Goods for Resale Inventories, Beginning	Goods Purchased for Resale	Goods for Resale Inventories, Ending
		(1)	(2)	(3)	(4)	(5)
	<b>XI - Davao</b>	<b>61</b>	<b>1,355,880</b>	<b>381,474</b>	<b>1,446,604</b>	<b>472,198</b>
Q861	Hospital activities	40	1,252,626	247,100	1,321,004	315,478
Q862	Medical and dental practice activities	13	96,988	133,675	119,757	156,444
Q869	Other human health activities	s	s	s	s	s
Q872	Residential care activities for mental retardation, mental health and substance abuse	s	s	s	s	s
Q879	Other residential care activities, n.e.c.	s	s	s	s	s
Q889	Other social work activities without accommodation, n.e.c.	5	-	-	-	-
	<b>XII - SOCCSKSARGEN</b>	<b>58</b>	<b>753,543</b>	<b>232,543</b>	<b>788,234</b>	<b>267,234</b>
Q861	Hospital activities	53	753,543	232,543	788,234	267,234
Q862	Medical and dental practice activities	s	s	s	s	s
Q869	Other human health activities	s	s	s	s	s
Q889	Other social work activities without accommodation, n.e.c.	s	s	s	s	s
	<b>XIII - Caraga</b>	<b>11</b>	<b>272,329</b>	<b>116,452</b>	<b>281,358</b>	<b>125,481</b>
Q861	Hospital activities	s	s	s	s	s
Q862	Medical and dental practice activities	s	s	s	s	s
	<b>ARMM</b>	<b>3</b>	<b>10,659</b>	<b>1,795</b>	<b>10,734</b>	<b>1,870</b>
Q861	Hospital activities	3	10,659	1,795	10,734	1,870

**TABLE 5a.5 Number of Establishments and Taxes on Products and Other Taxes on Production for Human Health and Social Work Activities Establishments with Total Employment of 20 and Over by Region and Industry Group: Philippines, 2017**

*(Values are in thousand pesos, except for number of establishments. Details may not add-up to total due to rounding and/or statistical disclosure control.)*

2009 PSIC Code	Region/ Industry Description	Number of Establishments	Taxes on Products and Other Taxes on Production		
			Total	Taxes on Products	Other Taxes on Production
			(1)	(2)	(3)
	PHILIPPINES	1,096	1,399,778	-	1,399,778
Q861	Hospital activities	699	1,078,922	-	1,078,922
Q862	Medical and dental practice activities	283	244,069	-	244,069
Q869	Other human health activities	15	10,443	-	10,443
Q871	Residential nursing care facilities	s	s	s	s
Q872	Residential care activities for mental retardation, mental health and substance abuse	14	2,749	-	2,749
Q873	Residential care activities for the elderly and disabled	s	s	s	s
Q879	Other residential care activities, n.e.c.	25	8,756	-	8,756
Q881	Social work activities without accommodation for the elderly and disabled	4	4,119	-	4,119
Q889	Other social work activities without accommodation, n.e.c.	52	50,614	-	50,614
	NCR	322	708,980	-	708,980
Q861	Hospital activities	104	482,518	-	482,518
Q862	Medical and dental practice activities	165	189,753	-	189,753
Q869	Other human health activities	8	9,760	-	9,760
Q871	Residential nursing care facilities }				
Q872	Residential care activities for mental retardation, mental health and substance abuse }	9	1,669	-	1,669
Q873	Residential care activities for the elderly and disabled }				
Q879	Other residential care activities, n.e.c.	13	8,452	-	8,452
Q881	Social work activities without accommodation for the elderly and disabled	3	4,119	-	4,119
Q889	Other social work activities without accommodation, n.e.c.	20	12,710	-	12,710
	CAR	14	8,902	-	8,902
Q861	Hospital activities	10	7,319	-	7,319
Q862	Medical and dental practice activities	s	s	s	s
Q879	Other residential care activities, n.e.c.	s	s	s	s
	I - Ilocos	46	42,630	-	42,630
Q861	Hospital activities	s	s	s	s
Q862	Medical and dental practice activities	s	s	s	s
Q873	Residential care activities for the elderly and disabled	s	s	s	s

*Continued*



TABLE 5a.5--Continued

2009 PSIC Code	Region/ Industry Description	Number of Establishments	Taxes on Products and Other Taxes on Production		
			Total	Taxes on Products	Other Taxes on Production
		(1)	(2)	(3)	(4)
	II - Cagayan Valley	29	13,593	-	13,593
Q861	Hospital activities	s	s	s	s
Q862	Medical and dental practice activities	s	s	s	s
	III - Central Luzon	100	59,345	-	59,345
Q861	Hospital activities	88	55,380	-	55,380
Q862	Medical and dental practice activities	8	3,725	-	3,725
Q869	Other human health activities	s	s	s	s
Q879	Other residential care activities, n.e.c.	s	s	s	s
	IVA - CALABARZON	177	199,250	-	199,250
Q861	Hospital activities	132	181,330	-	181,330
Q862	Medical and dental practice activities	36	16,647	-	16,647
Q869	Other human health activities	3	324	-	324
Q871	Residential nursing care facilities	s	s	s	s
Q872	Residential care activities for mental retardation, mental health and substance abuse	s	s	s	s
Q879	Other residential care activities, n.e.c.	s	s	s	s
Q889	Other social work activities without accommodation, n.e.c.	s	s	s	s
	MIMAROPA Region	15	8,164	-	8,164
Q861	Hospital activities	12	8,049	-	8,049
Q879	Other residential care activities, n.e.c.	s	s	s	s
Q889	Other social work activities without accommodation, n.e.c.	s	s	s	s
	V - Bicol	37	9,366	-	9,366
Q861	Hospital activities	28	8,566	-	8,566
Q862	Medical and dental practice activities	s	s	s	s
Q872	Residential care activities for mental retardation, mental health and substance abuse	s	s	s	s
Q881	Social work activities without accommodation for the elderly and disabled	s	s	s	s
Q889	Other social work activities without accommodation, n.e.c.	4	548	-	548

Continued

TABLE 5a.5--Continued

2009 PSIC Code	Region/ Industry Description	Number of Establishments	Taxes on Products and Other Taxes on Production		
			Total	Taxes on Products	Other Taxes on Production
		(1)	(2)	(3)	(4)
	<b>VI - Western Visayas</b>	<b>46</b>	<b>49,268</b>	<b>-</b>	<b>49,268</b>
Q861	Hospital activities	23	39,459	-	39,459
Q862	Medical and dental practice activities	17	9,563	-	9,563
Q879	Other residential care activities, n.e.c.	s	s	s	s
Q889	Other social work activities without accommodation, n.e.c.	s	s	s	s
	<b>VII - Central Visayas</b>	<b>73</b>	<b>101,751</b>	<b>-</b>	<b>101,751</b>
Q861	Hospital activities	37	52,914	-	52,914
Q862	Medical and dental practice activities	23	11,838	-	11,838
Q869	Other human health activities	s	s	s	s
Q872	Residential care activities for mental retardation, mental health and substance abuse	s	s	s	s
Q879	Other residential care activities, n.e.c.	s	s	s	s
Q889	Other social work activities without accommodation, n.e.c.	8	36,725	-	36,725
	<b>VIII - Eastern Visayas</b>	<b>19</b>	<b>12,510</b>	<b>-</b>	<b>12,510</b>
Q861	Hospital activities	s	s	s	s
Q879	Other residential care activities, n.e.c.	s	s	s	s
	<b>IX - Zamboanga Peninsula</b>	<b>23</b>	<b>16,433</b>	<b>-</b>	<b>16,433</b>
Q861	Hospital activities	s	s	s	s
Q889	Other social work activities without accommodation, n.e.c.	s	s	s	s
	<b>X - Northern Mindanao</b>	<b>62</b>	<b>53,402</b>	<b>-</b>	<b>53,402</b>
Q861	Hospital activities	49	48,645	-	48,645
Q862	Medical and dental practice activities	10	4,725	-	4,725
Q872	Residential care activities for mental retardation, mental health and substance abuse	s	s	s	s
Q889	Other social work activities without accommodation, n.e.c.	s	s	s	s

Continued

TABLE 5a.5--Concluded

2009 PSIC Code	Region/ Industry Description	Number of Establishments	Taxes on Products and Other Taxes on Production		
			Total	Taxes on Products	Other Taxes on Production
			(1)	(2)	(3)
	<b>XI - Davao</b>	<b>61</b>	<b>43,036</b>	<b>-</b>	<b>43,036</b>
Q861	Hospital activities	40	38,584	-	38,584
Q862	Medical and dental practice activities	13	3,982	-	3,982
Q869	Other human health activities	s	s	s	s
Q872	Residential care activities for mental retardation, mental health and substance abuse	s	s	s	s
Q879	Other residential care activities, n.e.c.	s	s	s	s
Q889	Other social work activities without accommodation, n.e.c.	5	90	-	90
	<b>XII - SOCCSKSARGEN</b>	<b>58</b>	<b>62,457</b>	<b>-</b>	<b>62,457</b>
Q861	Hospital activities	53	62,278	-	62,278
Q862	Medical and dental practice activities	s	s	s	s
Q869	Other human health activities	s	s	s	s
Q889	Other social work activities without accommodation, n.e.c.	s	s	s	s
	<b>XIII - Caraga</b>	<b>11</b>	<b>10,406</b>	<b>-</b>	<b>10,406</b>
Q861	Hospital activities	s	s	s	s
Q862	Medical and dental practice activities	s	s	s	s
	<b>ARMM</b>	<b>3</b>	<b>285</b>	<b>-</b>	<b>285</b>
Q861	Hospital activities	3	285	-	285

**TABLE 5a.6 Number of Establishments and Other Expense by Type for Human Health and Social Work Activities Establishments with Total Employment of 20 and Over by Region and Industry Group: Philippines, 2017**

*(Values are in thousand pesos, except for number of establishments. Details may not add-up to total due to rounding and/or statistical disclosure control.)*

2009 PSIC Code	Region/ Industry Description	Number of Establishments	Other Expense						
			Total	Foreign Exchange Losses	Charitable Donations and Grants	Bad and Doubtful Debts	Loss from Sale of Investment Assets and Marketable Securities	Others	
		(1)	(2)	(3)	(4)	(5)	(6)	(7)	
PHILIPPINES		1,096	9,562,747	2,705,154	3,105,387	1,305,954	87,167	2,359,084	
Q861	Hospital activities	699	4,035,916	17,037	810,359	1,236,049	57,798	1,914,672	
Q862	Medical and dental practice activities	283	356,329	-	14,248	49,439	23,299	269,342	
Q869	Other human health activities	15	36,693	-	6,977	16,726	1,339	11,653	
Q871	Residential nursing care facilities	s	s	s	s	s	s	s	
Q872	Residential care activities for mental retardation, mental health and substance abuse	14	8,201	53	3,334	-	-	4,814	
Q873	Residential care activities for the elderly and disabled	s	s	s	s	s	s	s	
Q879	Other residential care activities, n.e.c.	25	13,399	494	1,377	3,201	3,906	4,421	
Q881	Social work activities without accommodation for the elderly and disabled	4	13,434	-	1,245	-	-	12,188	
Q889	Other social work activities without accommodation, n.e.c.	52	5,098,305	2,687,570	2,267,632	539	825	141,739	
NCR		322	4,816,881	2,703,740	573,617	500,776	31,420	1,007,327	
Q861	Hospital activities	104	1,586,158	15,675	367,583	459,846	3,604	739,450	
Q862	Medical and dental practice activities	165	242,360	-	4,198	21,000	23,299	193,863	
Q869	Other human health activities	8	22,818	-	-	16,726	1,339	4,754	
Q871	Residential nursing care facilities	}	9	1,528	53	1,120	-	-	355
Q872	Residential care activities for mental retardation, mental health and substance abuse								
Q873	Residential care activities for the elderly and disabled								
Q879	Other residential care activities, n.e.c.	13	9,594	494	806	3,201	2,648	2,445	
Q881	Social work activities without accommodation for the elderly and disabled	3	1,545	-	1,245	-	-	300	
Q889	Other social work activities without accommodation, n.e.c.	20	2,952,878	2,687,518	198,665	3	530	66,161	
CAR		14	40,149	-	7,103	7,692	6,252	19,102	
Q861	Hospital activities	10	23,245	-	6,824	2,337	6,252	7,832	
Q862	Medical and dental practice activities	s	s	s	s	s	s	s	
Q879	Other residential care activities, n.e.c.	s	s	s	s	s	s	s	
I - Ilocos		46	189,488	-	736	23,706	-	165,045	
Q861	Hospital activities	s	s	s	s	s	s	s	
Q862	Medical and dental practice activities	s	s	s	s	s	s	s	
Q873	Residential care activities for the elderly and disabled	s	s	s	s	s	s	s	

*Continued*

TABLE 5a.6--Continued

2009 PSIC Code	Region/ Industry Description	Number of Establishments	Other Expense					
			Total	Foreign Exchange Losses	Charitable Donations and Grants	Bad and Doubtful Debts	Loss from Sale of Investment Assets and Marketable Securities	Others
		(1)	(2)	(3)	(4)	(5)	(6)	(7)
	II - Cagayan Valley	29	45,657	846	5,741	13,441	-	25,630
Q861	Hospital activities	s	s	s	s	s	s	s
Q862	Medical and dental practice activities	s	s	s	s	s	s	s
	III - Central Luzon	100	188,775	-	8,079	16,511	-	164,185
Q861	Hospital activities	88	178,576	-	4,248	16,415	-	157,912
Q862	Medical and dental practice activities	8	2,901	-	104	95	-	2,702
Q869	Other human health activities	s	s	s	s	s	s	s
Q879	Other residential care activities, n.e.c.	s	s	s	s	s	s	s
	IVA - CALABARZON	177	2,127,530	-	1,660,254	112,820	2,020	352,435
Q861	Hospital activities	132	456,401	-	51,454	99,188	2,020	303,739
Q862	Medical and dental practice activities	36	33,697	-	64	13,632	-	20,001
Q869	Other human health activities	3	188	-	-	-	-	188
Q871	Residential nursing care facilities	s	s	s	s	s	s	s
Q872	Residential care activities for mental retardation, mental health and substance abuse	s	s	s	s	s	s	s
Q879	Other residential care activities, n.e.c.	s	s	s	s	s	s	s
Q889	Other social work activities without accommodation, n.e.c.	s	s	s	s	s	s	s
	MIMAROPA Region	15	70,701	-	13,183	21,104	-	36,414
Q861	Hospital activities	12	70,701	-	13,183	21,104	-	36,414
Q879	Other residential care activities, n.e.c.	s	s	s	s	s	s	s
Q889	Other social work activities without accommodation, n.e.c.	s	s	s	s	s	s	s
	V - Bicol	37	301,576	15	232,057	34,486	-	35,018
Q861	Hospital activities	28	55,572	-	1,783	34,454	-	19,335
Q862	Medical and dental practice activities	s	s	s	s	s	s	s
Q872	Residential care activities for mental retardation, mental health and substance abuse	s	s	s	s	s	s	s
Q881	Social work activities without accommodation for the elderly and disabled	s	s	s	s	s	s	s
Q889	Other social work activities without accommodation, n.e.c.	4	233,662	15	230,172	-	-	3,475

Continued

TABLE 5a.6--Continued

2009 PSIC Code	Region/ Industry Description	Number of Establishments	Other Expense					
			Total	Foreign Exchange Losses	Charitable Donations and Grants	Bad and Doubtful Debts	Loss from Sale of Investment Assets and Marketable Securities	Others
		(1)	(2)	(3)	(4)	(5)	(6)	(7)
	VI - Western Visayas	46	252,241	-	7,090	40,221	44,991	159,938
Q861	Hospital activities	23	240,030	-	5,767	34,632	44,697	154,933
Q862	Medical and dental practice activities	17	11,172	-	1,084	5,436	-	4,651
Q879	Other residential care activities, n.e.c.	s	s	s	s	s	s	s
Q889	Other social work activities without accommodation, n.e.c.	s	s	s	s	s	s	s
	VII - Central Visayas	73	963,786	48	455,544	398,233	1,258	108,703
Q861	Hospital activities	37	738,366	10	260,440	397,612	-	80,304
Q862	Medical and dental practice activities	23	32,189	-	8,084	330	-	23,774
Q869	Other human health activities	s	s	s	s	s	s	s
Q872	Residential care activities for mental retardation, mental health and substance abuse	s	s	s	s	s	s	s
Q879	Other residential care activities, n.e.c.	s	s	s	s	s	s	s
Q889	Other social work activities without accommodation, n.e.c.	8	189,192	37	186,635	290	-	2,230
	VIII - Eastern Visayas	19	99,536	-	79,643	8,862	-	11,031
Q861	Hospital activities	s	s	s	s	s	s	s
Q879	Other residential care activities, n.e.c.	s	s	s	s	s	s	s
	IX - Zamboanga Peninsula	23	57,016	-	2,105	683	-	54,228
Q861	Hospital activities	s	s	s	s	s	s	s
Q889	Other social work activities without accommodation, n.e.c.	s	s	s	s	s	s	s
	X - Northern Mindanao	62	68,396	6	2,113	30,187	1,225	34,865
Q861	Hospital activities	49	62,904	6	1,573	26,629	1,225	33,471
Q862	Medical and dental practice activities	10	5,348	-	396	3,558	-	1,394
Q872	Residential care activities for mental retardation, mental health and substance abuse	s	s	s	s	s	s	s
Q889	Other social work activities without accommodation, n.e.c.	s	s	s	s	s	s	s

Continued

TABLE 5a.6--Concluded

2009 PSIC Code	Region/ Industry Description	Number of Establishments	Other Expense					
			Total	Foreign Exchange Losses	Charitable Donations and Grants	Bad and Doubtful Debts	Loss from Sale of Investment Assets and Marketable Securities	Others
		(1)	(2)	(3)	(4)	(5)	(6)	(7)
	<b>XI - Davao</b>	<b>61</b>	<b>147,024</b>	<b>500</b>	<b>7,363</b>	<b>28,309</b>	<b>-</b>	<b>110,852</b>
Q861	Hospital activities	40	124,912	500	2,556	28,217	-	93,639
Q862	Medical and dental practice activities	13	12,196	-	302	-	-	11,894
Q869	Other human health activities	s	s	s	s	s	s	s
Q872	Residential care activities for mental retardation, mental health and substance abuse	s	s	s	s	s	s	s
Q879	Other residential care activities, n.e.c.	s	s	s	s	s	s	s
Q889	Other social work activities without accommodation, n.e.c.	5	1,234	-	1,029	93	-	112
	<b>XII - SOCCSKSARGEN</b>	<b>58</b>	<b>149,053</b>	<b>-</b>	<b>46,548</b>	<b>61,712</b>	<b>-</b>	<b>40,794</b>
Q861	Hospital activities	53	104,692	-	2,509	61,712	-	40,471
Q862	Medical and dental practice activities	s	s	s	s	s	s	s
Q869	Other human health activities	s	s	s	s	s	s	s
Q889	Other social work activities without accommodation, n.e.c.	s	s	s	s	s	s	s
	<b>XIII - Caraga</b>	<b>11</b>	<b>37,948</b>	<b>-</b>	<b>4,170</b>	<b>292</b>	<b>-</b>	<b>33,486</b>
Q861	Hospital activities	s	s	s	s	s	s	s
Q862	Medical and dental practice activities	s	s	s	s	s	s	s
	<b>ARMM</b>	<b>3</b>	<b>6,991</b>	<b>-</b>	<b>42</b>	<b>6,921</b>	<b>-</b>	<b>29</b>
Q861	Hospital activities	3	6,991	-	42	6,921	-	29

**TABLE 6a Number of Establishments and Capital Expenditures by Type of Tangible Fixed Assets for Human Health and Social Work Activities Establishments with Total Employment of 20 and Over by Region and Industry Group: Philippines, 2017**

(Values are in thousand pesos, except for number of establishments. Details may not add-up to total due to rounding and/or statistical disclosure control.)

2009 PSIC Code	Region/ Industry Description	Number of Establishments	Capital Expenditures for Tangible Fixed Assets				
			Total	Land	Buildings, Other Structures and Land Improvements	Transport Equipment	ICT Machinery and Equipment
		(1)	(2)	(3)	(4)	(5)	(6)
<b>PHILIPPINES</b>		<b>1,096</b>	<b>12,655,472</b>	<b>607,890</b>	<b>5,579,240</b>	<b>180,567</b>	<b>315,154</b>
Q861	Hospital activities	699	11,777,106	534,422	5,402,056	137,389	243,313
Q862	Medical and dental practice activities	283	763,072	67,910	153,793	26,345	40,346
Q869	Other human health activities	15	34,899	424	5,360	3,124	-
Q871	Residential nursing care facilities	s	s	s	s	s	s
Q872	Residential care activities for mental retardation, mental health and substance abuse	14	-	-	-	-	-
Q873	Residential care activities for the elderly and disabled	s	s	s	s	s	s
Q879	Other residential care activities, n.e.c.	25	156	-	-	-	130
Q881	Social work activities without accommodation for the elderly and disabled	4	1,582	-	-	791	765
Q889	Other social work activities without accommodation, n.e.c.	52	78,659	5,135	18,031	12,919	30,600
<b>NCR</b>		<b>322</b>	<b>4,032,197</b>	<b>824</b>	<b>1,469,971</b>	<b>29,505</b>	<b>178,396</b>
Q861	Hospital activities	104	3,533,902	400	1,330,943	8,105	148,264
Q862	Medical and dental practice activities	165	455,330	-	133,667	10,035	27,927
Q869	Other human health activities	8	31,135	424	5,360	3,124	-
Q871	Residential nursing care facilities	9	-	-	-	-	-
Q872	Residential care activities for mental retardation, mental health and substance abuse						
Q873	Residential care activities for the elderly and disabled						
Q879	Other residential care activities, n.e.c.	13	-	-	-	-	-
Q881	Social work activities without accommodation for the elderly and disabled	3	1,582	-	-	791	765
Q889	Other social work activities without accommodation, n.e.c.	20	10,248	-	-	7,450	1,440
<b>CAR</b>		<b>14</b>	<b>137,379</b>	<b>1,446</b>	<b>58,494</b>	<b>7,420</b>	<b>19,637</b>
Q861	Hospital activities	10	112,995	511	53,105	2,479	19,578
Q862	Medical and dental practice activities	s	s	s	s	s	s
Q879	Other residential care activities, n.e.c.	s	s	s	s	s	s
<b>I - Ilocos</b>		<b>46</b>	<b>307,025</b>	<b>7,700</b>	<b>264,763</b>	<b>6,480</b>	<b>1,100</b>
Q861	Hospital activities	s	s	s	s	s	s
Q862	Medical and dental practice activities	s	s	s	s	s	s
Q873	Residential care activities for the elderly and disabled	s	s	s	s	s	s

Continued



TABLE 6a--Continued

2009 PSIC Code	Region/ Industry Description	Number of Establishments	Capital Expenditures for Tangible Fixed Assets				
			Total	Land	Buildings, Other Structures and Land Improvements	Transport Equipment	ICT Machinery and Equipment
		(1)	(2)	(3)	(4)	(5)	(6)
	II - Cagayan Valley	29	392,828	69,198	125,068	17,965	5,389
Q861	Hospital activities	s	s	s	s	s	s
Q862	Medical and dental practice activities	s	s	s	s	s	s
	III - Central Luzon	100	1,284,536	28,537	594,625	30,591	22,084
Q861	Hospital activities	88	1,281,760	28,537	593,616	30,591	21,201
Q862	Medical and dental practice activities	8	2,776	-	1,009	-	883
Q869	Other human health activities	s	s	s	s	s	s
Q879	Other residential care activities, n.e.c.	s	s	s	s	s	s
	IVA - CALABARZON	177	2,102,488	121,322	1,253,294	8,566	16,656
Q861	Hospital activities	132	2,068,515	121,322	1,240,313	8,566	15,652
Q862	Medical and dental practice activities	36	20,587	-	2,682	-	1,004
Q869	Other human health activities	3	-	-	-	-	-
Q871	Residential nursing care facilities	s	s	s	s	s	s
Q872	Residential care activities for mental retardation, mental health and substance abuse	s	s	s	s	s	s
Q879	Other residential care activities, n.e.c.	s	s	s	s	s	s
Q889	Other social work activities without accommodation, n.e.c.	s	s	s	s	s	s
	MIMAROPA Region	15	207,172	11,461	155,098	6,346	15,268
Q861	Hospital activities	12	207,132	11,461	155,098	6,346	15,228
Q879	Other residential care activities, n.e.c.	s	s	s	s	s	s
Q889	Other social work activities without accommodation, n.e.c.	s	s	s	s	s	s
	V - Bicol	37	137,518	863	51,250	7,398	2,084
Q861	Hospital activities	28	122,705	834	46,932	6,200	598
Q862	Medical and dental practice activities	s	s	s	s	s	s
Q872	Residential care activities for mental retardation, mental health and substance abuse	s	s	s	s	s	s
Q881	Social work activities without accommodation for the elderly and disabled	s	s	s	s	s	s
Q889	Other social work activities without accommodation, n.e.c.	4	953	-	-	-	923

Continued

TABLE 6a--Continued

2009 PSIC Code	Region/ Industry Description	Number of Establishments	Capital Expenditures for Tangible Fixed Assets				
			Total	Land	Buildings, Other Structures and Land Improvements	Transport Equipment	ICT Machinery and Equipment
		(1)	(2)	(3)	(4)	(5)	(6)
	VI - Western Visayas	46	426,943	-	249,069	6,861	7,450
Q861	Hospital activities	23	408,797	-	248,208	6,611	2,147
Q862	Medical and dental practice activities	17	17,799	-	837	-	5,303
Q879	Other residential care activities, n.e.c.	s	s	s	s	s	s
Q889	Other social work activities without accommodation, n.e.c.	s	s	s	s	s	s
	VII - Central Visayas	73	1,529,181	22,724	487,452	13,396	34,030
Q861	Hospital activities	37	1,456,404	17,589	481,053	5,034	3,474
Q862	Medical and dental practice activities	23	22,895	-	-	7,417	2,228
Q869	Other human health activities	s	s	s	s	s	s
Q872	Residential care activities for mental retardation, mental health and substance abuse	s	s	s	s	s	s
Q879	Other residential care activities, n.e.c.	s	s	s	s	s	s
Q889	Other social work activities without accommodation, n.e.c.	8	45,992	5,135	6,399	946	28,227
	VIII - Eastern Visayas	19	139,930	240	18,005	7,277	2,463
Q861	Hospital activities	s	s	s	s	s	s
Q879	Other residential care activities, n.e.c.	s	s	s	s	s	s
	IX - Zamboanga Peninsula	23	91,332	20,371	31,479	-	148
Q861	Hospital activities	s	s	s	s	s	s
Q889	Other social work activities without accommodation, n.e.c.	s	s	s	s	s	s
	X - Northern Mindanao	62	441,033	6,950	189,221	16,775	4,494
Q861	Hospital activities	49	439,209	6,950	187,875	16,775	4,494
Q862	Medical and dental practice activities	10	515	-	37	-	-
Q872	Residential care activities for mental retardation, mental health and substance abuse	s	s	s	s	s	s
Q889	Other social work activities without accommodation, n.e.c.	s	s	s	s	s	s

Continued

TABLE 6a--Continued

2009 PSIC Code	Region/ Industry Description	Number of Establishments	Capital Expenditures for Tangible Fixed Assets				
			Total	Land	Buildings, Other Structures and Land Improvements	Transport Equipment	ICT Machinery and Equipment
		(1)	(2)	(3)	(4)	(5)	(6)
	<b>XI - Davao</b>	<b>61</b>	<b>606,635</b>	<b>5,096</b>	<b>314,275</b>	<b>5,949</b>	<b>1,911</b>
Q861	Hospital activities	40	591,254	5,096	312,770	5,949	1,305
Q862	Medical and dental practice activities	13	15,381	-	1,505	-	606
Q869	Other human health activities	s	s	s	s	s	s
Q872	Residential care activities for mental retardation, mental health and substance abuse	s	s	s	s	s	s
Q879	Other residential care activities, n.e.c.	s	s	s	s	s	s
Q889	Other social work activities without accommodation, n.e.c.	5	-	-	-	-	-
	<b>XII - SOCCSKSARGEN</b>	<b>58</b>	<b>760,645</b>	<b>303,658</b>	<b>280,237</b>	<b>16,037</b>	<b>3,813</b>
Q861	Hospital activities	53	754,230	303,658	280,237	11,764	3,813
Q862	Medical and dental practice activities	s	s	s	s	s	s
Q869	Other human health activities	s	s	s	s	s	s
Q889	Other social work activities without accommodation, n.e.c.	s	s	s	s	s	s
	<b>XIII - Caraga</b>	<b>11</b>	<b>8,341</b>	<b>-</b>	<b>938</b>	<b>-</b>	<b>231</b>
Q861	Hospital activities	s	s	s	s	s	s
Q862	Medical and dental practice activities	s	s	s	s	s	s
	<b>ARMM</b>	<b>3</b>	<b>50,290</b>	<b>7,500</b>	<b>36,000</b>	<b>-</b>	<b>-</b>
Q861	Hospital activities	3	50,290	7,500	36,000	-	-

Continued

TABLE 6a--Continued

2009 PSIC Code	Region/ Industry Description	Capital Expenditures for Tangible Fixed Assets				
		Specialized Industrial Machineries	General Industrial Machineries	Other Machinery and Equipment	Valuables	Other Tangible Fixed Assets
		(7)	(8)	(9)	(10)	(11)
	<b>PHILIPPINES</b>	<b>3,905,504</b>	<b>482,673</b>	<b>1,103,195</b>	<b>3,438</b>	<b>477,811</b>
Q861	Hospital activities	3,534,911	387,825	1,075,625	3,438	458,127
Q862	Medical and dental practice activities	340,949	91,354	24,885	-	17,491
Q869	Other human health activities	24,897	725	-	-	369
Q871	Residential nursing care facilities	s	s	s	s	s
Q872	Residential care activities for mental retardation, mental health and substance abuse	-	-	-	-	-
Q873	Residential care activities for the elderly and disabled	s	s	s	s	s
Q879	Other residential care activities, n.e.c.	-	-	-	-	25
Q881	Social work activities without accommodation for the elderly and disabled	-	-	-	-	25
Q889	Other social work activities without accommodation, n.e.c.	4,747	2,769	2,685	-	1,774
	<b>NCR</b>	<b>1,178,517</b>	<b>59,675</b>	<b>985,310</b>	<b>778</b>	<b>129,222</b>
Q861	Hospital activities	912,700	46,911	968,656	778	117,146
Q862	Medical and dental practice activities	244,683	11,072	16,654	-	11,291
Q869	Other human health activities	21,134	725	-	-	369
Q871	Residential nursing care facilities }					
Q872	Residential care activities for mental retardation, mental health and substance abuse }	-	-	-	-	-
Q873	Residential care activities for the elderly and disabled }					
Q879	Other residential care activities, n.e.c.	-	-	-	-	-
Q881	Social work activities without accommodation for the elderly and disabled	-	-	-	-	25
Q889	Other social work activities without accommodation, n.e.c.	-	967	-	-	391
	<b>CAR</b>	<b>34,835</b>	<b>4,292</b>	<b>4,721</b>	<b>2,660</b>	<b>3,875</b>
Q861	Hospital activities	24,647	4,292	2,062	2,660	3,662
Q862	Medical and dental practice activities	s	s	s	s	s
Q879	Other residential care activities, n.e.c.	s	s	s	s	s
	<b>I - Ilocos</b>	<b>19,228</b>	<b>2,092</b>	<b>-</b>	<b>-</b>	<b>5,661</b>
Q861	Hospital activities	s	s	s	s	s
Q862	Medical and dental practice activities	s	s	s	s	s
Q873	Residential care activities for the elderly and disabled	s	s	s	s	s

Continued

TABLE 6a--Continued

2009 PSIC Code	Region/ Industry Description	Capital Expenditures for Tangible Fixed Assets				
		Specialized Industrial Machineries	General Industrial Machineries	Other Machinery and Equipment	Valuables	Other Tangible Fixed Assets
		(7)	(8)	(9)	(10)	(11)
	<b>II - Cagayan Valley</b>	<b>106,738</b>	<b>63,758</b>	<b>97</b>	<b>-</b>	<b>4,614</b>
Q861	Hospital activities	s	s	s	s	s
Q862	Medical and dental practice activities	s	s	s	s	s
	<b>III - Central Luzon</b>	<b>308,276</b>	<b>201,474</b>	<b>17,016</b>	<b>-</b>	<b>81,934</b>
Q861	Hospital activities	308,101	201,474	16,448	-	81,792
Q862	Medical and dental practice activities	175	-	568	-	142
Q869	Other human health activities	s	s	s	s	s
Q879	Other residential care activities, n.e.c.	s	s	s	s	s
	<b>IVA - CALABARZON</b>	<b>593,922</b>	<b>12,000</b>	<b>4,784</b>	<b>-</b>	<b>91,944</b>
Q861	Hospital activities	578,114	12,000	2,103	-	90,444
Q862	Medical and dental practice activities	15,808	-	-	-	1,093
Q869	Other human health activities	-	-	-	-	-
Q871	Residential nursing care facilities	s	s	s	s	s
Q872	Residential care activities for mental retardation, mental health and substance abuse	s	s	s	s	s
Q879	Other residential care activities, n.e.c.	s	s	s	s	s
Q889	Other social work activities without accommodation, n.e.c.	s	s	s	s	s
	<b>MIMAROPA Region</b>	<b>17,713</b>	<b>974</b>	<b>-</b>	<b>-</b>	<b>311</b>
Q861	Hospital activities	17,713	974	-	-	311
Q879	Other residential care activities, n.e.c.	s	s	s	s	s
Q889	Other social work activities without accommodation, n.e.c.	s	s	s	s	s
	<b>V - Bicol</b>	<b>61,954</b>	<b>6,570</b>	<b>3,439</b>	<b>-</b>	<b>3,960</b>
Q861	Hospital activities	57,737	4,051	3,417	-	2,936
Q862	Medical and dental practice activities	s	s	s	s	s
Q872	Residential care activities for mental retardation, mental health and substance abuse	s	s	s	s	s
Q881	Social work activities without accommodation for the elderly and disabled	s	s	s	s	s
Q889	Other social work activities without accommodation, n.e.c.	-	-	-	-	29

Continued

TABLE 6a--Continued

2009 PSIC Code	Region/ Industry Description	Capital Expenditures for Tangible Fixed Assets				
		Specialized Industrial Machineries	General Industrial Machineries	Other Machinery and Equipment	Valuables	Other Tangible Fixed Assets
		(7)	(8)	(9)	(10)	(11)
	<b>VI - Western Visayas</b>	<b>111,441</b>	<b>33,567</b>	<b>4</b>	<b>-</b>	<b>18,550</b>
Q861	Hospital activities	110,592	23,230	-	-	18,009
Q862	Medical and dental practice activities	849	10,337	-	-	473
Q879	Other residential care activities, n.e.c.	s	s	s	s	s
Q889	Other social work activities without accommodation, n.e.c.	s	s	s	s	s
	<b>VII - Central Visayas</b>	<b>891,093</b>	<b>4,214</b>	<b>32,987</b>	<b>-</b>	<b>43,285</b>
Q861	Hospital activities	877,288	908	28,474	-	42,583
Q862	Medical and dental practice activities	5,294	2,788	4,513	-	655
Q869	Other human health activities	s	s	s	s	s
Q872	Residential care activities for mental retardation, mental health and substance abuse	s	s	s	s	s
Q879	Other residential care activities, n.e.c.	s	s	s	s	s
Q889	Other social work activities without accommodation, n.e.c.	4,747	517	-	-	21
	<b>VIII - Eastern Visayas</b>	<b>55,915</b>	<b>54,672</b>	<b>-</b>	<b>-</b>	<b>1,357</b>
Q861	Hospital activities	s	s	s	s	s
Q879	Other residential care activities, n.e.c.	s	s	s	s	s
	<b>IX - Zamboanga Peninsula</b>	<b>18,816</b>	<b>2,237</b>	<b>5,342</b>	<b>-</b>	<b>12,940</b>
Q861	Hospital activities	s	s	s	s	s
Q889	Other social work activities without accommodation, n.e.c.	s	s	s	s	s
	<b>X - Northern Mindanao</b>	<b>206,460</b>	<b>8,711</b>	<b>469</b>	<b>-</b>	<b>7,953</b>
Q861	Hospital activities	206,460	8,711	-	-	7,944
Q862	Medical and dental practice activities	-	-	469	-	9
Q872	Residential care activities for mental retardation, mental health and substance abuse	s	s	s	s	s
Q889	Other social work activities without accommodation, n.e.c.	s	s	s	s	s

Continued

TABLE 6a--Concluded

2009 PSIC Code	Region/ Industry Description	Capital Expenditures for Tangible Fixed Assets				
		Specialized Industrial Machineries	General Industrial Machineries	Other Machinery and Equipment	Valuables	Other Tangible Fixed Assets
		(7)	(8)	(9)	(10)	(11)
	<b>XI - Davao</b>	<b>235,030</b>	<b>11,958</b>	<b>-</b>	<b>-</b>	<b>32,415</b>
Q861	Hospital activities	235,030	1,309	-	-	29,794
Q862	Medical and dental practice activities	-	10,648	-	-	2,621
Q869	Other human health activities	s	s	s	s	s
Q872	Residential care activities for mental retardation, mental health and substance abuse	s	s	s	s	s
Q879	Other residential care activities, n.e.c.	s	s	s	s	s
Q889	Other social work activities without accommodation, n.e.c.	-	-	-	-	-
	<b>XII - SOCCSKSARGEN</b>	<b>58,396</b>	<b>15,791</b>	<b>43,024</b>	<b>-</b>	<b>39,689</b>
Q861	Hospital activities	58,396	14,506	43,024	-	38,832
Q862	Medical and dental practice activities	s	s	s	s	s
Q869	Other human health activities	s	s	s	s	s
Q889	Other social work activities without accommodation, n.e.c.	s	s	s	s	s
	<b>XIII - Caraga</b>	<b>1,570</b>	<b>348</b>	<b>5,153</b>	<b>-</b>	<b>100</b>
Q861	Hospital activities	s	s	s	s	s
Q862	Medical and dental practice activities	s	s	s	s	s
	<b>ARMM</b>	<b>5,600</b>	<b>340</b>	<b>850</b>	<b>-</b>	<b>-</b>
Q861	Hospital activities	5,600	340	850	-	-

**TABLE 6a.2 Number of Establishments and Capital Expenditures for Tangible Fixed Assets by Mode of Acquisition for Human Health and Social Work Activities Establishments with Total Employment of 20 and Over by Region and Industry Group: Philippines, 2017**

(Values are in thousand pesos, except for number of establishments. Details may not add-up to total due to rounding and/or statistical disclosure control.)

2009 PSIC Code	Region/ Industry Description	Number of Establishments	Capital Expenditures for Tangible Fixed Assets by Mode of Acquisition				
			Total	New Tangible Fixed Assets	Major Alterations and Improvements on Tangible Fixed Assets	Land and Used Tangible Fixed Assets	Tangible Fixed Assets Produced on Own Account
		(1)	(2)	(3)	(4)	(5)	(6)
	PHILIPPINES	1,096	12,655,472	7,015,205	3,758,094	1,695,750	186,423
Q861	Hospital activities	699	11,777,106	6,330,874	3,642,603	1,622,282	181,347
Q862	Medical and dental practice activities	283	763,072	587,483	102,604	67,910	5,075
Q869	Other human health activities	15	34,899	29,320	5,155	424	-
Q871	Residential nursing care facilities	s	s	s	s	s	s
Q872	Residential care activities for mental retardation, mental health and substance abuse	14	-	-	-	-	-
Q873	Residential care activities for the elderly and disabled	s	s	s	s	s	s
Q879	Other residential care activities, n.e.c.	25	156	156	-	-	-
Q881	Social work activities without accommodation for the elderly and disabled	4	1,582	1,582	-	-	-
Q889	Other social work activities without accommodation, n.e.c.	52	78,659	65,792	7,732	5,135	-
	NCR	322	4,032,197	3,462,432	568,530	1,234	-
Q861	Hospital activities	104	3,533,902	3,052,060	481,032	810	-
Q862	Medical and dental practice activities	165	455,330	372,987	82,343	-	-
Q869	Other human health activities	8	31,135	25,556	5,155	424	-
Q871	Residential nursing care facilities }	9	-	-	-	-	-
Q872	Residential care activities for mental retardation, mental health and substance abuse }						
Q873	Residential care activities for the elderly and disabled }						
Q879	Other residential care activities, n.e.c.	13	-	-	-	-	-
Q881	Social work activities without accommodation for the elderly and disabled	3	1,582	1,582	-	-	-
Q889	Other social work activities without accommodation, n.e.c.	20	10,248	10,248	-	-	-
	CAR	14	137,379	97,656	30,617	1,496	7,610
Q861	Hospital activities	10	112,995	91,470	18,429	561	2,535
Q862	Medical and dental practice activities	s	s	s	s	s	s
Q879	Other residential care activities, n.e.c.	s	s	s	s	s	s
	I - Ilocos	46	307,025	122,187	177,138	7,700	-
Q861	Hospital activities	s	s	s	s	s	s
Q862	Medical and dental practice activities	s	s	s	s	s	s
Q873	Residential care activities for the elderly and disabled	s	s	s	s	s	s

Continued



TABLE 6a.2--Continued

2009 PSIC Code	Region/ Industry Description	Number of Establishments	Capital Expenditures for Tangible Fixed Assets by Mode of Acquisition				
			Total	New Tangible Fixed Assets	Major Alterations and Improvements on Tangible Fixed Assets	Land and Used Tangible Fixed Assets	Tangible Fixed Assets Produced on Own Account
		(1)	(2)	(3)	(4)	(5)	(6)
	II - Cagayan Valley	29	392,828	198,614	32,923	75,431	85,859
Q861	Hospital activities	s	s	s	s	s	s
Q862	Medical and dental practice activities	s	s	s	s	s	s
	III - Central Luzon	100	1,284,536	429,926	168,201	630,498	55,911
Q861	Hospital activities	88	1,281,760	428,159	167,192	630,498	55,911
Q862	Medical and dental practice activities	8	2,776	1,767	1,009	-	-
Q869	Other human health activities	s	s	s	s	s	s
Q879	Other residential care activities, n.e.c.	s	s	s	s	s	s
	IVA - CALABARZON	177	2,102,488	702,959	1,041,034	357,409	1,087
Q861	Hospital activities	132	2,068,515	668,985	1,041,034	357,409	1,087
Q862	Medical and dental practice activities	36	20,587	20,587	-	-	-
Q869	Other human health activities	3	-	-	-	-	-
Q871	Residential nursing care facilities	s	s	s	s	s	s
Q872	Residential care activities for mental retardation, mental health and substance abuse	s	s	s	s	s	s
Q879	Other residential care activities, n.e.c.	s	s	s	s	s	s
Q889	Other social work activities without accommodation, n.e.c.	s	s	s	s	s	s
	MIMAROPA Region	15	207,172	137,887	37,500	31,784	-
Q861	Hospital activities	12	207,132	137,847	37,500	31,784	-
Q879	Other residential care activities, n.e.c.	s	s	s	s	s	s
Q889	Other social work activities without accommodation, n.e.c.	s	s	s	s	s	s
	V - Bicol	37	137,518	70,266	41,818	25,253	182
Q861	Hospital activities	28	122,705	56,660	40,640	25,224	182
Q862	Medical and dental practice activities	s	s	s	s	s	s
Q872	Residential care activities for mental retardation, mental health and substance abuse	s	s	s	s	s	s
Q881	Social work activities without accommodation for the elderly and disabled	s	s	s	s	s	s
Q889	Other social work activities without accommodation, n.e.c.	4	953	953	-	-	-

Continued

TABLE 6a.2--Continued

2009 PSIC Code	Region/ Industry Description	Number of Establishments	Capital Expenditures for Tangible Fixed Assets by Mode of Acquisition				
			Total	New Tangible Fixed Assets	Major Alterations and Improvements on Tangible Fixed Assets	Land and Used Tangible Fixed Assets	Tangible Fixed Assets Produced on Own Account
		(1)	(2)	(3)	(4)	(5)	(6)
	VI - Western Visayas	46	426,943	242,193	176,616	-	8,133
Q861	Hospital activities	23	408,797	224,105	176,559	-	8,133
Q862	Medical and dental practice activities	17	17,799	17,766	33	-	-
Q879	Other residential care activities, n.e.c.	s	s	s	s	s	s
Q889	Other social work activities without accommodation, n.e.c.	s	s	s	s	s	s
	VII - Central Visayas	73	1,529,181	562,768	921,259	41,821	3,333
Q861	Hospital activities	37	1,456,404	501,525	914,859	36,687	3,333
Q862	Medical and dental practice activities	23	22,895	22,895	-	-	-
Q869	Other human health activities	s	s	s	s	s	s
Q872	Residential care activities for mental retardation, mental health and substance abuse	s	s	s	s	s	s
Q879	Other residential care activities, n.e.c.	s	s	s	s	s	s
Q889	Other social work activities without accommodation, n.e.c.	8	45,992	34,458	6,399	5,135	-
	VIII - Eastern Visayas	19	139,930	133,684	6,005	240	-
Q861	Hospital activities	s	s	s	s	s	s
Q879	Other residential care activities, n.e.c.	s	s	s	s	s	s
	IX - Zamboanga Peninsula	23	91,332	33,970	8,749	48,612	-
Q861	Hospital activities	s	s	s	s	s	s
Q889	Other social work activities without accommodation, n.e.c.	s	s	s	s	s	s
	X - Northern Mindanao	62	441,033	381,522	34,300	6,950	18,261
Q861	Hospital activities	49	439,209	381,008	32,991	6,950	18,261
Q862	Medical and dental practice activities	10	515	515	-	-	-
Q872	Residential care activities for mental retardation, mental health and substance abuse	s	s	s	s	s	s
Q889	Other social work activities without accommodation, n.e.c.	s	s	s	s	s	s

Continued

TABLE 6a.2--Concluded

2009 PSIC Code	Region/ Industry Description	Number of Establishments	Capital Expenditures for Tangible Fixed Assets by Mode of Acquisition				
			Total	New Tangible Fixed Assets	Major Alterations and Improvements on Tangible Fixed Assets	Land and Used Tangible Fixed Assets	Tangible Fixed Assets Produced on Own Account
		(1)	(2)	(3)	(4)	(5)	(6)
	XI - Davao	61	606,635	287,248	312,999	5,096	1,292
Q861	Hospital activities	40	591,254	273,372	311,494	5,096	1,292
Q862	Medical and dental practice activities	13	15,381	13,876	1,505	-	-
Q869	Other human health activities	s	s	s	s	s	s
Q872	Residential care activities for mental retardation, mental health and substance abuse	s	s	s	s	s	s
Q879	Other residential care activities, n.e.c.	s	s	s	s	s	s
Q889	Other social work activities without accommodation, n.e.c.	5	-	-	-	-	-
	XII - SOCCSKSARGEN	58	760,645	138,377	163,467	454,726	4,075
Q861	Hospital activities	53	754,230	131,963	163,467	454,726	4,075
Q862	Medical and dental practice activities	s	s	s	s	s	s
Q869	Other human health activities	s	s	s	s	s	s
Q889	Other social work activities without accommodation, n.e.c.	s	s	s	s	s	s
	XIII - Caraga	11	8,341	6,724	938	-	680
Q861	Hospital activities	s	s	s	s	s	s
Q862	Medical and dental practice activities	s	s	s	s	s	s
	ARMM	3	50,290	6,790	36,000	7,500	-
Q861	Hospital activities	3	50,290	6,790	36,000	7,500	-

**TABLE 7a Number of Establishments and Capital Expenditures for Intangible Assets by Type for Human Health and Social Work Activities Establishments with Total Employment of 20 and Over by Region and Industry Group: Philippines, 2017**

*(Values are in thousand pesos, except for number of establishments. Details may not add-up to total due to rounding and/or statistical disclosure control.)*

2009 PSIC Code	Region/ Industry Description	Number of Establishments	Capital Expenditures for Intangible Assets					
			Total	Intangible Non-produced Assets	Computer Software and Databases	Entertainment, Literary and Artistic Originals	Research and Development	Other Intangible Assets
		(1)	(2)	(3)	(4)	(5)	(6)	(7)
	PHILIPPINES	1,096	307,050	11,918	275,351	-	-	19,782
Q861	Hospital activities	699	287,462	1,229	266,526	-	-	19,706
Q862	Medical and dental practice activities	283	18,675	10,661	8,013	-	-	-
Q869	Other human health activities	15	837	-	762	-	-	75
Q871	Residential nursing care facilities	s	s	s	s	s	s	s
Q872	Residential care activities for mental retardation, mental health and substance abuse	14	-	-	-	-	-	-
Q873	Residential care activities for the elderly and disabled	s	s	s	s	s	s	s
Q879	Other residential care activities, n.e.c.	25	27	27	-	-	-	-
Q881	Social work activities without accommodation for the elderly and disabled	4	-	-	-	-	-	-
Q889	Other social work activities without accommodation, n.e.c.	52	-	-	-	-	-	-
	NCR	322	256,152	27	236,343	-	-	19,782
Q861	Hospital activities	104	247,884	-	228,178	-	-	19,706
Q862	Medical and dental practice activities	165	7,355	-	7,355	-	-	-
Q869	Other human health activities	8	837	-	762	-	-	75
Q871	Residential nursing care facilities }							
Q872	Residential care activities for mental retardation, mental health and substance abuse }	9	49	-	49	-	-	-
Q873	Residential care activities for the elderly and disabled }							
Q879	Other residential care activities, n.e.c.	13	27	27	-	-	-	-
Q881	Social work activities without accommodation for the elderly and disabled	3	-	-	-	-	-	-
Q889	Other social work activities without accommodation, n.e.c.	20	-	-	-	-	-	-
	CAR	14	10,720	10,661	59	-	-	-
Q861	Hospital activities	10	-	-	-	-	-	-
Q862	Medical and dental practice activities	s	s	s	s	s	s	s
Q879	Other residential care activities, n.e.c.	s	s	s	s	s	s	s
	I - Ilocos	46	-	-	-	-	-	-
Q861	Hospital activities	s	s	s	s	s	s	s
Q862	Medical and dental practice activities	s	s	s	s	s	s	s
Q873	Residential care activities for the elderly and disabled	s	s	s	s	s	s	s

*Continued*

TABLE 7a--Continued

2009 PSIC Code	Region/ Industry Description	Number of Establishments	Capital Expenditures for Intangible Assets					
			Total	Intangible Non-produced Assets	Computer Software and Databases	Entertainment, Literary and Artistic Originals	Research and Development	Other Intangible Assets
		(1)	(2)	(3)	(4)	(5)	(6)	(7)
	II - Cagayan Valley	29	-	-	-	-	-	-
Q861	Hospital activities	s	s	s	s	s	s	s
Q862	Medical and dental practice activities	s	s	s	s	s	s	s
	III - Central Luzon	100	6,311	-	6,311	-	-	-
Q861	Hospital activities	88	6,311	-	6,311	-	-	-
Q862	Medical and dental practice activities	8	-	-	-	-	-	-
Q869	Other human health activities	s	s	s	s	s	s	s
Q879	Other residential care activities, n.e.c.	s	s	s	s	s	s	s
	IVA - CALABARZON	177	14,836	1,229	13,606	-	-	-
Q861	Hospital activities	132	14,236	1,229	13,006	-	-	-
Q862	Medical and dental practice activities	36	600	-	600	-	-	-
Q869	Other human health activities	3	-	-	-	-	-	-
Q871	Residential nursing care facilities	s	s	s	s	s	s	s
Q872	Residential care activities for mental retardation, mental health and substance abuse	s	s	s	s	s	s	s
Q879	Other residential care activities, n.e.c.	s	s	s	s	s	s	s
Q889	Other social work activities without accommodation, n.e.c.	s	s	s	s	s	s	s
	MIMAROPA Region	15	-	-	-	-	-	-
Q861	Hospital activities	12	-	-	-	-	-	-
Q879	Other residential care activities, n.e.c.	s	s	s	s	s	s	s
Q889	Other social work activities without accommodation, n.e.c.	s	s	s	s	s	s	s
	V - Bicol	37	-	-	-	-	-	-
Q861	Hospital activities	28	-	-	-	-	-	-
Q862	Medical and dental practice activities	s	s	s	s	s	s	s
Q872	Residential care activities for mental retardation, mental health and substance abuse	s	s	s	s	s	s	s
Q881	Social work activities without accommodation for the elderly and disabled	s	s	s	s	s	s	s
Q889	Other social work activities without accommodation, n.e.c.	4	-	-	-	-	-	-

Continued

TABLE 7a--Continued

2009 PSIC Code	Region/ Industry Description	Number of Establishments	Capital Expenditures for Intangible Assets					
			Total	Intangible Non-produced Assets	Computer Software and Databases	Entertainment, Literary and Artistic Originals	Research and Development	Other Intangible Assets
		(1)	(2)	(3)	(4)	(5)	(6)	(7)
	VI - Western Visayas	46	1,916	-	1,916	-	-	-
Q861	Hospital activities	23	1,916	-	1,916	-	-	-
Q862	Medical and dental practice activities	17	-	-	-	-	-	-
Q879	Other residential care activities, n.e.c.	s	s	s	s	s	s	s
Q889	Other social work activities without accommodation, n.e.c.	s	s	s	s	s	s	s
	VII - Central Visayas	73	8,026	-	8,026	-	-	-
Q861	Hospital activities	37	8,026	-	8,026	-	-	-
Q862	Medical and dental practice activities	23	-	-	-	-	-	-
Q869	Other human health activities	s	s	s	s	s	s	s
Q872	Residential care activities for mental retardation, mental health and substance abuse	s	s	s	s	s	s	s
Q879	Other residential care activities, n.e.c.	s	s	s	s	s	s	s
Q889	Other social work activities without accommodation, n.e.c.	8	-	-	-	-	-	-
	VIII - Eastern Visayas	19	203	-	203	-	-	-
Q861	Hospital activities	s	s	s	s	s	s	s
Q879	Other residential care activities, n.e.c.	s	s	s	s	s	s	s
	IX - Zamboanga Peninsula	23	605	-	605	-	-	-
Q861	Hospital activities	s	s	s	s	s	s	s
Q889	Other social work activities without accommodation, n.e.c.	s	s	s	s	s	s	s
	X - Northern Mindanao	62	-	-	-	-	-	-
Q861	Hospital activities	49	-	-	-	-	-	-
Q862	Medical and dental practice activities	10	-	-	-	-	-	-
Q872	Residential care activities for mental retardation, mental health and substance abuse	s	s	s	s	s	s	s
Q889	Other social work activities without accommodation, n.e.c.	s	s	s	s	s	s	s

Continued

TABLE 7a--Concluded

2009 PSIC Code	Region/ Industry Description	Number of Establishments	Capital Expenditures for Intangible Assets					
			Total	Intangible Non-produced Assets	Computer Software and Databases	Entertainment, Literary and Artistic Originals	Research and Development	Other Intangible Assets
		(1)	(2)	(3)	(4)	(5)	(6)	(7)
	<b>XI - Davao</b>	<b>61</b>	<b>5,101</b>	<b>-</b>	<b>5,101</b>	<b>-</b>	<b>-</b>	<b>-</b>
Q861	Hospital activities	40	5,101	-	5,101	-	-	-
Q862	Medical and dental practice activities	13	-	-	-	-	-	-
Q869	Other human health activities	s	s	s	s	s	s	s
Q872	Residential care activities for mental retardation, mental health and substance abuse	s	s	s	s	s	s	s
Q879	Other residential care activities, n.e.c.	s	s	s	s	s	s	s
Q889	Other social work activities without accommodation, n.e.c.	5	-	-	-	-	-	-
	<b>XII - SOCCSKSARGEN</b>	<b>58</b>	<b>2,875</b>	<b>-</b>	<b>2,875</b>	<b>-</b>	<b>-</b>	<b>-</b>
Q861	Hospital activities	53	2,875	-	2,875	-	-	-
Q862	Medical and dental practice activities	s	s	s	s	s	s	s
Q869	Other human health activities	s	s	s	s	s	s	s
Q889	Other social work activities without accommodation, n.e.c.	s	s	s	s	s	s	s
	<b>XIII - Caraga</b>	<b>11</b>	<b>306</b>	<b>-</b>	<b>306</b>	<b>-</b>	<b>-</b>	<b>-</b>
Q861	Hospital activities	s	s	s	s	s	s	s
Q862	Medical and dental practice activities	s	s	s	s	s	s	s
	<b>ARMM</b>	<b>3</b>	<b>-</b>	<b>-</b>	<b>-</b>	<b>-</b>	<b>-</b>	<b>-</b>
Q861	Hospital activities	3	-	-	-	-	-	-

**TABLE 8a Number of Establishments and Gross Additions to Tangible Fixed Assets for Human Health and Social Work Activities Establishments with Total Employment of 20 and Over by Region and Industry Group: Philippines, 2017**

*(Values are in thousand pesos, except for number of establishments. Details may not add-up to total due to rounding and/or statistical disclosure control.)*

2009 PSIC Code	Region/ Industry Description	Number of Establishments	Gross Additions to Tangible Fixed Assets	Capital Expenditures	Sale of Tangible Fixed Assets
		(1)	(2)	(3)	(4)
	<b>PHILIPPINES</b>	<b>1,096</b>	<b>12,490,056</b>	<b>12,655,472</b>	<b>165,416</b>
Q861	Hospital activities	699	11,747,628	11,777,106	29,478
Q862	Medical and dental practice activities	283	633,023	763,072	130,049
Q869	Other human health activities	15	34,899	34,899	-
Q871	Residential nursing care facilities	s	s	s	s
Q872	Residential care activities for mental retardation, mental health and substance abuse	14	-	-	-
Q873	Residential care activities for the elderly and disabled	s	s	s	s
Q879	Other residential care activities, n.e.c.	25	156	156	-
Q881	Social work activities without accommodation for the elderly and disabled	4	1,582	1,582	-
Q889	Other social work activities without accommodation, n.e.c.	52	72,769	78,659	5,890
	<b>NCR</b>	<b>322</b>	<b>4,025,651</b>	<b>4,032,197</b>	<b>6,546</b>
Q861	Hospital activities	104	3,533,902	3,533,902	-
Q862	Medical and dental practice activities	165	454,435	455,330	895
Q869	Other human health activities	8	31,135	31,135	-
Q871	Residential nursing care facilities	9	-	-	-
Q872	Residential care activities for mental retardation, mental health and substance abuse				
Q873	Residential care activities for the elderly and disabled				
Q879	Other residential care activities, n.e.c.	13	-	-	-
Q881	Social work activities without accommodation for the elderly and disabled	3	1,582	1,582	-
Q889	Other social work activities without accommodation, n.e.c.	20	4,597	10,248	5,651
	<b>CAR</b>	<b>14</b>	<b>137,379</b>	<b>137,379</b>	<b>-</b>
Q861	Hospital activities	10	112,995	112,995	-
Q862	Medical and dental practice activities	s	s	s	s
Q879	Other residential care activities, n.e.c.	s	s	s	s
	<b>I - Ilocos</b>	<b>46</b>	<b>307,025</b>	<b>307,025</b>	<b>-</b>
Q861	Hospital activities	s	s	s	s
Q862	Medical and dental practice activities	s	s	s	s
Q873	Residential care activities for the elderly and disabled	s	s	s	s

*Continued*



TABLE 8a--Continued

2009 PSIC Code	Region/ Industry Description	Number of Establishments	Gross Additions to Tangible Fixed Assets	Capital Expenditures	Sale of Tangible Fixed Assets
		(1)	(2)	(3)	(4)
	<b>II - Cagayan Valley</b>	<b>29</b>	<b>392,828</b>	<b>392,828</b>	<b>-</b>
Q861	Hospital activities	s	s	s	s
Q862	Medical and dental practice activities	s	s	s	s
	<b>III - Central Luzon</b>	<b>100</b>	<b>1,284,530</b>	<b>1,284,536</b>	<b>6</b>
Q861	Hospital activities	88	1,281,755	1,281,760	6
Q862	Medical and dental practice activities	8	2,776	2,776	-
Q869	Other human health activities	s	s	s	s
Q879	Other residential care activities, n.e.c.	s	s	s	s
	<b>IVA - CALABARZON</b>	<b>177</b>	<b>2,085,533</b>	<b>2,102,488</b>	<b>16,955</b>
Q861	Hospital activities	132	2,051,560	2,068,515	16,955
Q862	Medical and dental practice activities	36	20,587	20,587	-
Q869	Other human health activities	3	-	-	-
Q871	Residential nursing care facilities	s	s	s	s
Q872	Residential care activities for mental retardation, mental health and substance abuse	s	s	s	s
Q879	Other residential care activities, n.e.c.	s	s	s	s
Q889	Other social work activities without accommodation, n.e.c.	s	s	s	s
	<b>MIMAROPA Region</b>	<b>15</b>	<b>207,172</b>	<b>207,172</b>	<b>-</b>
Q861	Hospital activities	12	207,132	207,132	-
Q879	Other residential care activities, n.e.c.	s	s	s	s
Q889	Other social work activities without accommodation, n.e.c.	s	s	s	s
	<b>V - Bicol</b>	<b>37</b>	<b>126,568</b>	<b>137,518</b>	<b>10,950</b>
Q861	Hospital activities	28	111,755	122,705	10,950
Q862	Medical and dental practice activities	s	s	s	s
Q872	Residential care activities for mental retardation, mental health and substance abuse	s	s	s	s
Q881	Social work activities without accommodation for the elderly and disabled	s	s	s	s
Q889	Other social work activities without accommodation, n.e.c.	4	953	953	-

Continued

TABLE 8a--Continued

2009 PSIC Code	Region/ Industry Description	Number of Establishments	Gross Additions to Tangible Fixed Assets	Capital Expenditures	Sale of Tangible Fixed Assets
		(1)	(2)	(3)	(4)
	<b>VI - Western Visayas</b>	<b>46</b>	<b>298,723</b>	<b>426,943</b>	<b>128,220</b>
Q861	Hospital activities	23	408,796	408,797	1
Q862	Medical and dental practice activities	17	(110,419)	17,799	128,219
Q879	Other residential care activities, n.e.c.	s	s	s	s
Q889	Other social work activities without accommodation, n.e.c.	s	s	s	s
	<b>VII - Central Visayas</b>	<b>73</b>	<b>1,526,442</b>	<b>1,529,181</b>	<b>2,739</b>
Q861	Hospital activities	37	1,454,839	1,456,404	1,565
Q862	Medical and dental practice activities	23	21,960	22,895	935
Q869	Other human health activities	s	s	s	s
Q872	Residential care activities for mental retardation, mental health and substance abuse	s	s	s	s
Q879	Other residential care activities, n.e.c.	s	s	s	s
Q889	Other social work activities without accommodation, n.e.c.	8	45,753	45,992	239
	<b>VIII - Eastern Visayas</b>	<b>19</b>	<b>139,930</b>	<b>139,930</b>	<b>-</b>
Q861	Hospital activities	s	s	s	s
Q879	Other residential care activities, n.e.c.	s	s	s	s
	<b>IX - Zamboanga Peninsula</b>	<b>23</b>	<b>91,332</b>	<b>91,332</b>	<b>-</b>
Q861	Hospital activities	s	s	s	s
Q889	Other social work activities without accommodation, n.e.c.	s	s	s	s
	<b>X - Northern Mindanao</b>	<b>62</b>	<b>441,033</b>	<b>441,033</b>	<b>-</b>
Q861	Hospital activities	49	439,209	439,209	-
Q862	Medical and dental practice activities	10	515	515	-
Q872	Residential care activities for mental retardation, mental health and substance abuse	s	s	s	s
Q889	Other social work activities without accommodation, n.e.c.	s	s	s	s
	<b>XI - Davao</b>	<b>61</b>	<b>606,635</b>	<b>606,635</b>	<b>-</b>
Q861	Hospital activities	40	591,254	591,254	-
Q862	Medical and dental practice activities	13	15,381	15,381	-

Continued

TABLE 8a--Concluded

2009 PSIC Code	Region/ Industry Description	Number of Establishments	Gross Additions to Tangible Fixed Assets	Capital Expenditures	Sale of Tangible Fixed Assets
		(1)	(2)	(3)	(4)
Q869	Other human health activities	s	s	s	s
Q872	Residential care activities for mental retardation, mental health and substance abuse	s	s	s	s
Q879	Other residential care activities, n.e.c.	s	s	s	s
Q889	Other social work activities without accommodation, n.e.c.	5	-	-	-
	<b>XII - SOCCSKSARGEN</b>	<b>58</b>	<b>760,645</b>	<b>760,645</b>	<b>-</b>
Q861	Hospital activities	53	754,230	754,230	-
Q862	Medical and dental practice activities	s	s	s	s
Q869	Other human health activities	s	s	s	s
Q889	Other social work activities without accommodation, n.e.c.	s	s	s	s
	<b>XIII - Caraga</b>	<b>11</b>	<b>8,341</b>	<b>8,341</b>	<b>-</b>
Q861	Hospital activities	s	s	s	s
Q862	Medical and dental practice activities	s	s	s	s
	<b>ARMM</b>	<b>3</b>	<b>50,290</b>	<b>50,290</b>	<b>-</b>
Q861	Hospital activities	3	50,290	50,290	-

**TABLE 8a.1 Number of Establishments and Sale of Tangible Fixed Assets by Type for Human Health and Social Work Activities Establishments with Total Employment of 20 and Over by Region and Industry Group: Philippines, 2017**

(Values are in thousand pesos, except for number of establishments. Details may not add-up to total due to rounding and/or statistical disclosure control.)

2009 PSIC Code	Region/ Industry Description	Number of Establishments	Sale of Tangible Fixed Assets				
			Total	Land	Buildings, Other Structures and Land Improvements	Transport Equipment	ICT Machinery and Equipment
		(1)	(2)	(3)	(4)	(5)	(6)
	<b>PHILIPPINES</b>	<b>1,096</b>	<b>165,416</b>	<b>7,560</b>	<b>121,554</b>	<b>9,038</b>	<b>3,319</b>
Q861	Hospital activities	699	29,478	-	-	3,075	3,319
Q862	Medical and dental practice activities	283	130,049	7,560	121,554	162	-
Q869	Other human health activities	15	-	-	-	-	-
Q871	Residential nursing care facilities	s	s	s	s	s	s
Q872	Residential care activities for mental retardation, mental health and substance abuse	14	-	-	-	-	-
Q873	Residential care activities for the elderly and disabled	s	s	s	s	s	s
Q879	Other residential care activities, n.e.c.	25	-	-	-	-	-
Q881	Social work activities without accommodation for the elderly and disabled	4	-	-	-	-	-
Q889	Other social work activities without accommodation, n.e.c.	52	5,890	-	-	5,801	-
	<b>NCR</b>	<b>322</b>	<b>6,546</b>	<b>-</b>	<b>895</b>	<b>5,651</b>	<b>-</b>
Q861	Hospital activities	104	-	-	-	-	-
Q862	Medical and dental practice activities	165	895	-	895	-	-
Q869	Other human health activities	8	-	-	-	-	-
Q871	Residential nursing care facilities	9	-	-	-	-	-
Q872	Residential care activities for mental retardation, mental health and substance abuse						
Q873	Residential care activities for the elderly and disabled						
Q879	Other residential care activities, n.e.c.	13	-	-	-	-	-
Q881	Social work activities without accommodation for the elderly and disabled	3	-	-	-	-	-
Q889	Other social work activities without accommodation, n.e.c.	20	5,651	-	-	5,651	-
	<b>CAR</b>	<b>14</b>	<b>-</b>	<b>-</b>	<b>-</b>	<b>-</b>	<b>-</b>
Q861	Hospital activities	10	-	-	-	-	-
Q862	Medical and dental practice activities	s	s	s	s	s	s
Q879	Other residential care activities, n.e.c.	s	s	s	s	s	s
	<b>I - Ilocos</b>	<b>46</b>	<b>-</b>	<b>-</b>	<b>-</b>	<b>-</b>	<b>-</b>
Q861	Hospital activities	s	s	s	s	s	s
Q862	Medical and dental practice activities	s	s	s	s	s	s
Q873	Residential care activities for the elderly and disabled	s	s	s	s	s	s

Continued

TABLE 8a.1--Continued

2009 PSIC Code	Region/ Industry Description	Number of Establishments	Sale of Tangible Fixed Assets				
			Total	Land	Buildings, Other Structures and Land Improvements	Transport Equipment	ICT Machinery and Equipment
		(1)	(2)	(3)	(4)	(5)	(6)
	II - Cagayan Valley	29	-	-	-	-	-
Q861	Hospital activities	s	s	s	s	s	s
Q862	Medical and dental practice activities	s	s	s	s	s	s
	III - Central Luzon	100	6	-	-	-	-
Q861	Hospital activities	88	6	-	-	-	-
Q862	Medical and dental practice activities	8	-	-	-	-	-
Q869	Other human health activities	s	s	s	s	s	s
Q879	Other residential care activities, n.e.c.	s	s	s	s	s	s
	IVA - CALABARZON	177	16,955	-	-	1,510	3,319
Q861	Hospital activities	132	16,955	-	-	1,510	3,319
Q862	Medical and dental practice activities	36	-	-	-	-	-
Q869	Other human health activities	3	-	-	-	-	-
Q871	Residential nursing care facilities	s	s	s	s	s	s
Q872	Residential care activities for mental retardation, mental health and substance abuse	s	s	s	s	s	s
Q879	Other residential care activities, n.e.c.	s	s	s	s	s	s
Q889	Other social work activities without accommodation, n.e.c.	s	s	s	s	s	s
	MIMAROPA Region	15	-	-	-	-	-
Q861	Hospital activities	12	-	-	-	-	-
Q879	Other residential care activities, n.e.c.	s	s	s	s	s	s
Q889	Other social work activities without accommodation, n.e.c.	s	s	s	s	s	s
	V - Bicol	37	10,950	-	-	-	-
Q861	Hospital activities	28	10,950	-	-	-	-
Q862	Medical and dental practice activities	s	s	s	s	s	s
Q872	Residential care activities for mental retardation, mental health and substance abuse	s	s	s	s	s	s
Q881	Social work activities without accommodation for the elderly and disabled	s	s	s	s	s	s
Q889	Other social work activities without accommodation, n.e.c.	4	-	-	-	-	-

Continued

TABLE 8a.1--Continued

2009 PSIC Code	Region/ Industry Description	Number of Establishments	Sale of Tangible Fixed Assets				
			Total	Land	Buildings, Other Structures and Land Improvements	Transport Equipment	ICT Machinery and Equipment
		(1)	(2)	(3)	(4)	(5)	(6)
	VI - Western Visayas	46	128,220	7,560	120,659	-	-
Q861	Hospital activities	23	1	-	-	-	-
Q862	Medical and dental practice activities	17	128,219	7,560	120,659	-	-
Q879	Other residential care activities, n.e.c.	s	s	s	s	s	s
Q889	Other social work activities without accommodation, n.e.c.	s	s	s	s	s	s
	VII - Central Visayas	73	2,739	-	-	1,878	-
Q861	Hospital activities	37	1,565	-	-	1,565	-
Q862	Medical and dental practice activities	23	935	-	-	162	-
Q869	Other human health activities	s	s	s	s	s	s
Q872	Residential care activities for mental retardation, mental health and substance abuse	s	s	s	s	s	s
Q879	Other residential care activities, n.e.c.	s	s	s	s	s	s
Q889	Other social work activities without accommodation, n.e.c.	8	239	-	-	150	-
	VIII - Eastern Visayas	19	-	-	-	-	-
Q861	Hospital activities	s	s	s	s	s	s
Q879	Other residential care activities, n.e.c.	s	s	s	s	s	s
	IX - Zamboanga Peninsula	23	-	-	-	-	-
Q861	Hospital activities	s	s	s	s	s	s
Q889	Other social work activities without accommodation, n.e.c.	s	s	s	s	s	s
	X - Northern Mindanao	62	-	-	-	-	-
Q861	Hospital activities	49	-	-	-	-	-
Q862	Medical and dental practice activities	10	-	-	-	-	-
Q872	Residential care activities for mental retardation, mental health and substance abuse	s	s	s	s	s	s
Q889	Other social work activities without accommodation, n.e.c.	s	s	s	s	s	s

Continued

TABLE 8a.1--Continued

2009 PSIC Code	Region/ Industry Description	Number of Establishments	Sale of Tangible Fixed Assets				
			Total	Land	Buildings, Other Structures and Land Improvements	Transport Equipment	ICT Machinery and Equipment
		(1)	(2)	(3)	(4)	(5)	(6)
	<b>XI - Davao</b>	<b>61</b>	-	-	-	-	-
Q861	Hospital activities	40	-	-	-	-	-
Q862	Medical and dental practice activities	13	-	-	-	-	-
Q869	Other human health activities	s	s	s	s	s	s
Q872	Residential care activities for mental retardation, mental health and substance abuse	s	s	s	s	s	s
Q879	Other residential care activities, n.e.c.	s	s	s	s	s	s
Q889	Other social work activities without accommodation, n.e.c.	5	-	-	-	-	-
	<b>XII - SOCCSKSARGEN</b>	<b>58</b>	-	-	-	-	-
Q861	Hospital activities	53	-	-	-	-	-
Q862	Medical and dental practice activities	s	s	s	s	s	s
Q869	Other human health activities	s	s	s	s	s	s
Q889	Other social work activities without accommodation, n.e.c.	s	s	s	s	s	s
	<b>XIII - Caraga</b>	<b>11</b>	-	-	-	-	-
Q861	Hospital activities	s	s	s	s	s	s
Q862	Medical and dental practice activities	s	s	s	s	s	s
	<b>ARMM</b>	<b>3</b>	-	-	-	-	-
Q861	Hospital activities	3	-	-	-	-	-

Continued

TABLE 8a.1--Continued

2009 PSIC Code	Region/ Industry Description	Sale of Tangible Fixed Assets				
		Specialized Industrial Machinery	General Industrial Machinery	Other Machinery and Equipment	Valuables	Other Tangible Fixed Assets
		(7)	(8)	(9)	(10)	(11)
	<b>PHILIPPINES</b>	<b>23,076</b>	<b>89</b>	<b>773</b>	<b>-</b>	<b>7</b>
Q861	Hospital activities	23,076	-	-	-	7
Q862	Medical and dental practice activities	-	-	773	-	-
Q869	Other human health activities	-	-	-	-	-
Q871	Residential nursing care facilities	\$	\$	\$	\$	\$
Q872	Residential care activities for mental retardation, mental health and substance abuse	-	-	-	-	-
Q873	Residential care activities for the elderly and disabled	\$	\$	\$	\$	\$
Q879	Other residential care activities, n.e.c.	-	-	-	-	-
Q881	Social work activities without accommodation for the elderly and disabled	-	-	-	-	-
Q889	Other social work activities without accommodation, n.e.c.	-	89	-	-	-
	<b>NCR</b>	<b>-</b>	<b>-</b>	<b>-</b>	<b>-</b>	<b>-</b>
Q861	Hospital activities	-	-	-	-	-
Q862	Medical and dental practice activities	-	-	-	-	-
Q869	Other human health activities	-	-	-	-	-
Q871	Residential nursing care facilities }	-	-	-	-	-
Q872	Residential care activities for mental retardation, mental health and substance abuse }	-	-	-	-	-
Q873	Residential care activities for the elderly and disabled }	-	-	-	-	-
Q879	Other residential care activities, n.e.c.	-	-	-	-	-
Q881	Social work activities without accommodation for the elderly and disabled	-	-	-	-	-
Q889	Other social work activities without accommodation, n.e.c.	-	-	-	-	-
	<b>CAR</b>	<b>-</b>	<b>-</b>	<b>-</b>	<b>-</b>	<b>-</b>
Q861	Hospital activities	-	-	-	-	-
Q862	Medical and dental practice activities	\$	\$	\$	\$	\$
Q879	Other residential care activities, n.e.c.	\$	\$	\$	\$	\$
	<b>I - Ilocos</b>	<b>-</b>	<b>-</b>	<b>-</b>	<b>-</b>	<b>-</b>
Q861	Hospital activities	\$	\$	\$	\$	\$
Q862	Medical and dental practice activities	\$	\$	\$	\$	\$
Q873	Residential care activities for the elderly and disabled	\$	\$	\$	\$	\$

Continued



TABLE 8a.1--Continued

2009 PSIC Code	Region/ Industry Description	Sale of Tangible Fixed Assets				
		Specialized Industrial Machinery	General Industrial Machinery	Other Machinery and Equipment	Valuables	Other Tangible Fixed Assets
		(7)	(8)	(9)	(10)	(11)
	<b>II - Cagayan Valley</b>	-	-	-	-	-
Q861	Hospital activities	S	S	S	S	S
Q862	Medical and dental practice activities	S	S	S	S	S
	<b>III - Central Luzon</b>	-	-	-	-	6
Q861	Hospital activities	-	-	-	-	6
Q862	Medical and dental practice activities	-	-	-	-	-
Q869	Other human health activities	S	S	S	S	S
Q879	Other residential care activities, n.e.c.	S	S	S	S	S
	<b>IVA - CALABARZON</b>	12,126	-	-	-	-
Q861	Hospital activities	12,126	-	-	-	-
Q862	Medical and dental practice activities	-	-	-	-	-
Q869	Other human health activities	-	-	-	-	-
Q871	Residential nursing care facilities	S	S	S	S	S
Q872	Residential care activities for mental retardation, mental health and substance abuse	S	S	S	S	S
Q879	Other residential care activities, n.e.c.	S	S	S	S	S
Q889	Other social work activities without accommodation, n.e.c.	S	S	S	S	S
	<b>MIMAROPA Region</b>	-	-	-	-	-
Q861	Hospital activities	-	-	-	-	-
Q879	Other residential care activities, n.e.c.	S	S	S	S	S
Q889	Other social work activities without accommodation, n.e.c.	S	S	S	S	S
	<b>V - Bicol</b>	10,950	-	-	-	-
Q861	Hospital activities	10,950	-	-	-	-
Q862	Medical and dental practice activities	S	S	S	S	S
Q872	Residential care activities for mental retardation, mental health and substance abuse	S	S	S	S	S
Q881	Social work activities without accommodation for the elderly and disabled	S	S	S	S	S
Q889	Other social work activities without accommodation, n.e.c.	-	-	-	-	-

Continued

TABLE 8a.1--Continued

2009 PSIC Code	Region/ Industry Description	Sale of Tangible Fixed Assets				
		Specialized Industrial Machinery	General Industrial Machinery	Other Machinery and Equipment	Valuables	Other Tangible Fixed Assets
		(7)	(8)	(9)	(10)	(11)
	<b>VI - Western Visayas</b>	-	-	-	-	1
Q861	Hospital activities	-	-	-	-	1
Q862	Medical and dental practice activities	-	-	-	-	-
Q879	Other residential care activities, n.e.c.	S	S	S	S	S
Q889	Other social work activities without accommodation, n.e.c.	S	S	S	S	S
	<b>VII - Central Visayas</b>	-	89	773	-	-
Q861	Hospital activities	-	-	-	-	-
Q862	Medical and dental practice activities	-	-	773	-	-
Q869	Other human health activities	S	S	S	S	S
Q872	Residential care activities for mental retardation, mental health and substance abuse	S	S	S	S	S
Q879	Other residential care activities, n.e.c.	S	S	S	S	S
Q889	Other social work activities without accommodation, n.e.c.	-	89	-	-	-
	<b>VIII - Eastern Visayas</b>	-	-	-	-	-
Q861	Hospital activities	S	S	S	S	S
Q879	Other residential care activities, n.e.c.	S	S	S	S	S
	<b>IX - Zamboanga Peninsula</b>	-	-	-	-	-
Q861	Hospital activities	S	S	S	S	S
Q889	Other social work activities without accommodation, n.e.c.	S	S	S	S	S
	<b>X - Northern Mindanao</b>	-	-	-	-	-
Q861	Hospital activities	-	-	-	-	-
Q862	Medical and dental practice activities	-	-	-	-	-
Q872	Residential care activities for mental retardation, mental health and substance abuse	S	S	S	S	S
Q889	Other social work activities without accommodation, n.e.c.	S	S	S	S	S

Continued

TABLE 8a.1--*Concluded*

2009 PSIC Code	Region/ Industry Description	Sale of Tangible Fixed Assets				
		Specialized Industrial Machinery	General Industrial Machinery	Other Machinery and Equipment	Valuables	Other Tangible Fixed Assets
		(7)	(8)	(9)	(10)	(11)
	<b>XI - Davao</b>	-	-	-	-	-
Q861	Hospital activities	-	-	-	-	-
Q862	Medical and dental practice activities	-	-	-	-	-
Q869	Other human health activities	\$	\$	\$	\$	\$
Q872	Residential care activities for mental retardation, mental health and substance abuse	\$	\$	\$	\$	\$
Q879	Other residential care activities, n.e.c.	\$	\$	\$	\$	\$
Q889	Other social work activities without accommodation, n.e.c.	-	-	-	-	-
	<b>XII - SOCCSKSARGEN</b>	-	-	-	-	-
Q861	Hospital activities	-	-	-	-	-
Q862	Medical and dental practice activities	\$	\$	\$	\$	\$
Q869	Other human health activities	\$	\$	\$	\$	\$
Q889	Other social work activities without accommodation, n.e.c.	\$	\$	\$	\$	\$
	<b>XIII - Caraga</b>	-	-	-	-	-
Q861	Hospital activities	\$	\$	\$	\$	\$
Q862	Medical and dental practice activities	\$	\$	\$	\$	\$
	<b>ARMM</b>	-	-	-	-	-
Q861	Hospital activities	-	-	-	-	-

**TABLE 8a.2 Number of Establishments and Losses and Damages to Tangible Fixed Assets by Type for Human Health and Social Work Activities Establishments with Total Employment of 20 and Over by Region and Industry Group: Philippines, 2017**

(Values are in thousand pesos, except for number of establishments. Details may not add-up to total due to rounding and/or statistical disclosure control.)

2009 PSIC Code	Region/ Industry Description	Number of Establishments	Losses and Damages				
			Total	Land	Buildings, Other Structures and Land Improvements	Transport Equipment	ICT Machinery and Equipment
		(1)	(2)	(3)	(4)	(5)	(6)
	<b>PHILIPPINES</b>	<b>1,096</b>	<b>55,587</b>	<b>2,575</b>	<b>27,600</b>	<b>3,201</b>	<b>1,937</b>
Q861	Hospital activities	699	48,697	2,575	26,295	2,601	1,239
Q862	Medical and dental practice activities	283	4,820	-	703	309	-
Q869	Other human health activities	15	-	-	-	-	-
Q871	Residential nursing care facilities	s	s	s	s	s	s
Q872	Residential care activities for mental retardation, mental health and substance abuse	14	1,143	-	602	85	-
Q873	Residential care activities for the elderly and disabled	s	s	s	s	s	s
Q879	Other residential care activities, n.e.c.	25	-	-	-	-	-
Q881	Social work activities without accommodation for the elderly and disabled	4	-	-	-	-	-
Q889	Other social work activities without accommodation, n.e.c.	52	927	-	-	207	699
	<b>NCR</b>	<b>322</b>	<b>669</b>	<b>-</b>	<b>-</b>	<b>-</b>	<b>669</b>
Q861	Hospital activities	104	-	-	-	-	-
Q862	Medical and dental practice activities	165	-	-	-	-	-
Q869	Other human health activities	8	-	-	-	-	-
Q871	Residential nursing care facilities	9	-	-	-	-	-
Q872	Residential care activities for mental retardation, mental health and substance abuse						
Q873	Residential care activities for the elderly and disabled						
Q879	Other residential care activities, n.e.c.	13	-	-	-	-	-
Q881	Social work activities without accommodation for the elderly and disabled	3	-	-	-	-	-
Q889	Other social work activities without accommodation, n.e.c.	20	669	-	-	-	669
	<b>CAR</b>	<b>14</b>	<b>15,987</b>	<b>-</b>	<b>4,879</b>	<b>449</b>	<b>-</b>
Q861	Hospital activities	10	11,476	-	4,176	449	-
Q862	Medical and dental practice activities	s	s	s	s	s	s
Q879	Other residential care activities, n.e.c.	s	s	s	s	s	s
	<b>I - Ilocos</b>	<b>46</b>	<b>-</b>	<b>-</b>	<b>-</b>	<b>-</b>	<b>-</b>
Q861	Hospital activities	s	s	s	s	s	s
Q862	Medical and dental practice activities	s	s	s	s	s	s
Q873	Residential care activities for the elderly and disabled	s	s	s	s	s	s

*Continued*

TABLE 8a.2--Continued

2009 PSIC Code	Region/ Industry Description	Number of Establishments	Losses and Damages				
			Total	Land	Buildings, Other Structures and Land Improvements	Transport Equipment	ICT Machinery and Equipment
		(1)	(2)	(3)	(4)	(5)	(6)
	II - Cagayan Valley	29	31,973	-	21,788	2,151	1,096
Q861	Hospital activities	s	s	s	s	s	s
Q862	Medical and dental practice activities	s	s	s	s	s	s
	III - Central Luzon	100	3,294	2,575	-	-	-
Q861	Hospital activities	88	3,294	2,575	-	-	-
Q862	Medical and dental practice activities	8	-	-	-	-	-
Q869	Other human health activities	s	s	s	s	s	s
Q879	Other residential care activities, n.e.c.	s	s	s	s	s	s
	IVA - CALABARZON	177	-	-	-	-	-
Q861	Hospital activities	132	-	-	-	-	-
Q862	Medical and dental practice activities	36	-	-	-	-	-
Q869	Other human health activities	3	-	-	-	-	-
Q871	Residential nursing care facilities	s	s	s	s	s	s
Q872	Residential care activities for mental retardation, mental health and substance abuse	s	s	s	s	s	s
Q879	Other residential care activities, n.e.c.	s	s	s	s	s	s
Q889	Other social work activities without accommodation, n.e.c.	s	s	s	s	s	s
	MIMAROPA Region	15	-	-	-	-	-
Q861	Hospital activities	12	-	-	-	-	-
Q879	Other residential care activities, n.e.c.	s	s	s	s	s	s
Q889	Other social work activities without accommodation, n.e.c.	s	s	s	s	s	s
	V - Bicol	37	508	-	200	207	59
Q861	Hospital activities	28	250	-	200	-	30
Q862	Medical and dental practice activities	s	s	s	s	s	s
Q872	Residential care activities for mental retardation, mental health and substance abuse	s	s	s	s	s	s
Q881	Social work activities without accommodation for the elderly and disabled	s	s	s	s	s	s
Q889	Other social work activities without accommodation, n.e.c.	4	258	-	-	207	29

Continued

TABLE 8a.2--Continued

2009 PSIC Code	Region/ Industry Description	Number of Establishments	Losses and Damages				
			Total	Land	Buildings, Other Structures and Land Improvements	Transport Equipment	ICT Machinery and Equipment
		(1)	(2)	(3)	(4)	(5)	(6)
	VI - Western Visayas	46	53	-	-	-	-
Q861	Hospital activities	23	53	-	-	-	-
Q862	Medical and dental practice activities	17	-	-	-	-	-
Q879	Other residential care activities, n.e.c.	s	s	s	s	s	s
Q889	Other social work activities without accommodation, n.e.c.	s	s	s	s	s	s
	VII - Central Visayas	73	3,024	-	733	393	112
Q861	Hospital activities	37	1,573	-	131	-	112
Q862	Medical and dental practice activities	23	309	-	-	309	-
Q869	Other human health activities	s	s	s	s	s	s
Q872	Residential care activities for mental retardation, mental health and substance abuse	s	s	s	s	s	s
Q879	Other residential care activities, n.e.c.	s	s	s	s	s	s
Q889	Other social work activities without accommodation, n.e.c.	8	-	-	-	-	-
	VIII - Eastern Visayas	19	-	-	-	-	-
Q861	Hospital activities	s	s	s	s	s	s
Q879	Other residential care activities, n.e.c.	s	s	s	s	s	s
	IX - Zamboanga Peninsula	23	-	-	-	-	-
Q861	Hospital activities	s	s	s	s	s	s
Q889	Other social work activities without accommodation, n.e.c.	s	s	s	s	s	s
	X - Northern Mindanao	62	78	-	-	-	-
Q861	Hospital activities	49	78	-	-	-	-
Q862	Medical and dental practice activities	10	-	-	-	-	-
Q872	Residential care activities for mental retardation, mental health and substance abuse	s	s	s	s	s	s
Q889	Other social work activities without accommodation, n.e.c.	s	s	s	s	s	s

Continued

TABLE 8a.2--Continued

2009 PSIC Code	Region/ Industry Description	Number of Establishments	Losses and Damages				
			Total	Land	Buildings, Other Structures and Land Improvements	Transport Equipment	ICT Machinery and Equipment
		(1)	(2)	(3)	(4)	(5)	(6)
	<b>XI - Davao</b>	<b>61</b>	-	-	-	-	-
Q861	Hospital activities	40	-	-	-	-	-
Q862	Medical and dental practice activities	13	-	-	-	-	-
Q869	Other human health activities	s	s	s	s	s	s
Q872	Residential care activities for mental retardation, mental health and substance abuse	s	s	s	s	s	s
Q879	Other residential care activities, n.e.c.	s	s	s	s	s	s
Q889	Other social work activities without accommodation, n.e.c.	5	-	-	-	-	-
	<b>XII - SOCCSKSARGEN</b>	<b>58</b>	-	-	-	-	-
Q861	Hospital activities	53	-	-	-	-	-
Q862	Medical and dental practice activities	s	s	s	s	s	s
Q869	Other human health activities	s	s	s	s	s	s
Q889	Other social work activities without accommodation, n.e.c.	s	s	s	s	s	s
	<b>XIII - Caraga</b>	<b>11</b>	-	-	-	-	-
Q861	Hospital activities	s	s	s	s	s	s
Q862	Medical and dental practice activities	s	s	s	s	s	s
	<b>ARMM</b>	<b>3</b>	-	-	-	-	-
Q861	Hospital activities	3	-	-	-	-	-

Continued

TABLE 8a.2--Continued

2009 PSIC Code	Region/ Industry Description	Losses and Damages				
		Specialized Industrial Machinery	General Industrial Machinery	Other Machinery and Equipment	Valuables	Other Tangible Fixed Assets
		(7)	(8)	(9)	(10)	(11)
	<b>PHILIPPINES</b>	<b>10,381</b>	<b>1,836</b>	<b>5,088</b>	<b>2,127</b>	<b>842</b>
Q861	Hospital activities	6,834	1,836	4,723	2,127	467
Q862	Medical and dental practice activities	3,547	-	-	-	261
Q869	Other human health activities	-	-	-	-	-
Q871	Residential nursing care facilities	s	s	s	s	s
Q872	Residential care activities for mental retardation, mental health and substance abuse	-	-	365	-	91
Q873	Residential care activities for the elderly and disabled	s	s	s	s	s
Q879	Other residential care activities, n.e.c.	-	-	-	-	-
Q881	Social work activities without accommodation for the elderly and disabled	-	-	-	-	-
Q889	Other social work activities without accommodation, n.e.c.	-	-	-	-	22
	<b>NCR</b>	<b>-</b>	<b>-</b>	<b>-</b>	<b>-</b>	<b>-</b>
Q861	Hospital activities	-	-	-	-	-
Q862	Medical and dental practice activities	-	-	-	-	-
Q869	Other human health activities	-	-	-	-	-
Q871	Residential nursing care facilities }					
Q872	Residential care activities for mental retardation, mental health and substance abuse }	-	-	-	-	-
Q873	Residential care activities for the elderly and disabled }					
Q879	Other residential care activities, n.e.c.	-	-	-	-	-
Q881	Social work activities without accommodation for the elderly and disabled	-	-	-	-	-
Q889	Other social work activities without accommodation, n.e.c.	-	-	-	-	-
	<b>CAR</b>	<b>3,547</b>	<b>-</b>	<b>4,723</b>	<b>2,127</b>	<b>261</b>
Q861	Hospital activities	-	-	4,723	2,127	-
Q862	Medical and dental practice activities	s	s	s	s	s
Q879	Other residential care activities, n.e.c.	s	s	s	s	s
	<b>I - Ilocos</b>	<b>-</b>	<b>-</b>	<b>-</b>	<b>-</b>	<b>-</b>
Q861	Hospital activities	s	s	s	s	s
Q862	Medical and dental practice activities	s	s	s	s	s
Q873	Residential care activities for the elderly and disabled	s	s	s	s	s

Continued



TABLE 8a.2--Continued

2009 PSIC Code	Region/ Industry Description	Losses and Damages				
		Specialized Industrial Machinery	General Industrial Machinery	Other Machinery and Equipment	Valuables	Other Tangible Fixed Assets
		(7)	(8)	(9)	(10)	(11)
	<b>II - Cagayan Valley</b>	<b>5,477</b>	<b>1,101</b>	<b>-</b>	<b>-</b>	<b>359</b>
Q861	Hospital activities	\$	\$	\$	\$	\$
Q862	Medical and dental practice activities	\$	\$	\$	\$	\$
	<b>III - Central Luzon</b>	<b>-</b>	<b>619</b>	<b>-</b>	<b>-</b>	<b>100</b>
Q861	Hospital activities	-	619	-	-	100
Q862	Medical and dental practice activities	-	-	-	-	-
Q869	Other human health activities	\$	\$	\$	\$	\$
Q879	Other residential care activities, n.e.c.	\$	\$	\$	\$	\$
	<b>IVA - CALABARZON</b>	<b>-</b>	<b>-</b>	<b>-</b>	<b>-</b>	<b>-</b>
Q861	Hospital activities	-	-	-	-	-
Q862	Medical and dental practice activities	-	-	-	-	-
Q869	Other human health activities	-	-	-	-	-
Q871	Residential nursing care facilities	\$	\$	\$	\$	\$
Q872	Residential care activities for mental retardation, mental health and substance abuse	\$	\$	\$	\$	\$
Q879	Other residential care activities, n.e.c.	\$	\$	\$	\$	\$
Q889	Other social work activities without accommodation, n.e.c.	\$	\$	\$	\$	\$
	<b>MIMAROPA Region</b>	<b>-</b>	<b>-</b>	<b>-</b>	<b>-</b>	<b>-</b>
Q861	Hospital activities	-	-	-	-	-
Q879	Other residential care activities, n.e.c.	\$	\$	\$	\$	\$
Q889	Other social work activities without accommodation, n.e.c.	\$	\$	\$	\$	\$
	<b>V - Bicol</b>	<b>-</b>	<b>20</b>	<b>-</b>	<b>-</b>	<b>22</b>
Q861	Hospital activities	-	20	-	-	-
Q862	Medical and dental practice activities	\$	\$	\$	\$	\$
Q872	Residential care activities for mental retardation, mental health and substance abuse	\$	\$	\$	\$	\$
Q881	Social work activities without accommodation for the elderly and disabled	\$	\$	\$	\$	\$
Q889	Other social work activities without accommodation, n.e.c.	-	-	-	-	22

Continued

TABLE 8a.2--Continued

2009 PSIC Code	Region/ Industry Description	Losses and Damages				
		Specialized Industrial Machinery	General Industrial Machinery	Other Machinery and Equipment	Valuables	Other Tangible Fixed Assets
		(7)	(8)	(9)	(10)	(11)
	<b>VI - Western Visayas</b>	<b>44</b>	<b>5</b>	<b>-</b>	<b>-</b>	<b>4</b>
Q861	Hospital activities	44	5	-	-	4
Q862	Medical and dental practice activities	-	-	-	-	-
Q879	Other residential care activities, n.e.c.	s	s	s	s	s
Q889	Other social work activities without accommodation, n.e.c.	s	s	s	s	s
	<b>VII - Central Visayas</b>	<b>1,235</b>	<b>90</b>	<b>365</b>	<b>-</b>	<b>96</b>
Q861	Hospital activities	1,235	90	-	-	5
Q862	Medical and dental practice activities	-	-	-	-	-
Q869	Other human health activities	s	s	s	s	s
Q872	Residential care activities for mental retardation, mental health and substance abuse	s	s	s	s	s
Q879	Other residential care activities, n.e.c.	s	s	s	s	s
Q889	Other social work activities without accommodation, n.e.c.	-	-	-	-	-
	<b>VIII - Eastern Visayas</b>	<b>-</b>	<b>-</b>	<b>-</b>	<b>-</b>	<b>-</b>
Q861	Hospital activities	s	s	s	s	s
Q879	Other residential care activities, n.e.c.	s	s	s	s	s
	<b>IX - Zamboanga Peninsula</b>	<b>-</b>	<b>-</b>	<b>-</b>	<b>-</b>	<b>-</b>
Q861	Hospital activities	s	s	s	s	s
Q889	Other social work activities without accommodation, n.e.c.	s	s	s	s	s
	<b>X - Northern Mindanao</b>	<b>78</b>	<b>-</b>	<b>-</b>	<b>-</b>	<b>-</b>
Q861	Hospital activities	78	-	-	-	-
Q862	Medical and dental practice activities	-	-	-	-	-
Q872	Residential care activities for mental retardation, mental health and substance abuse	s	s	s	s	s
Q889	Other social work activities without accommodation, n.e.c.	s	s	s	s	s

Continued

TABLE 8a.2--Concluded

2009 PSIC Code	Region/ Industry Description	Losses and Damages				
		Specialized Industrial Machinery	General Industrial Machinery	Other Machinery and Equipment	Valuables	Other Tangible Fixed Assets
		(7)	(8)	(9)	(10)	(11)
	<b>XI - Davao</b>	-	-	-	-	-
Q861	Hospital activities	-	-	-	-	-
Q862	Medical and dental practice activities	-	-	-	-	-
Q869	Other human health activities	\$	\$	\$	\$	\$
Q872	Residential care activities for mental retardation, mental health and substance abuse	\$	\$	\$	\$	\$
Q879	Other residential care activities, n.e.c.	\$	\$	\$	\$	\$
Q889	Other social work activities without accommodation, n.e.c.	-	-	-	-	-
	<b>XII - SOCCSKSARGEN</b>	-	-	-	-	-
Q861	Hospital activities	-	-	-	-	-
Q862	Medical and dental practice activities	\$	\$	\$	\$	\$
Q869	Other human health activities	\$	\$	\$	\$	\$
Q889	Other social work activities without accommodation, n.e.c.	\$	\$	\$	\$	\$
	<b>XIII - Caraga</b>	-	-	-	-	-
Q861	Hospital activities	\$	\$	\$	\$	\$
Q862	Medical and dental practice activities	\$	\$	\$	\$	\$
	<b>ARMM</b>	-	-	-	-	-
Q861	Hospital activities	-	-	-	-	-

**TABLE 9a Number of Establishments and Book Value of Tangible Fixed Assets by Type for Human Health and Social Work Activities Establishments with Total Employment of 20 and Over by Region and Industry Group: Philippines, 2017**

*(Values are in thousand pesos, except for number of establishments. Details may not add-up to total due to rounding and/or statistical disclosure control.)*

2009 PSIC Code	Region/ Industry Description	Number of Establishments	Book Value of Tangible Fixed Assets as of 31 December				
			Total	Land	Buildings, Other Structures and Land Improvements	Transport Equipment	ICT Machinery and Equipment
		(1)	(2)	(3)	(4)	(5)	(6)
	PHILIPPINES	1,096	116,709,347	18,062,023	62,180,492	1,259,781	2,385,084
Q861	Hospital activities	699	104,015,362	15,582,725	57,095,337	828,693	1,756,058
Q862	Medical and dental practice activities	283	9,104,849	1,540,816	3,011,445	267,106	478,164
Q869	Other human health activities	15	437,950	128,743	116,844	64,674	7,205
Q871	Residential nursing care facilities	s	s	s	s	s	s
Q872	Residential care activities for mental retardation, mental health and substance abuse	14	160,146	32,770	100,072	4,806	6,771
Q873	Residential care activities for the elderly and disabled	s	s	s	s	s	s
Q879	Other residential care activities, n.e.c.	25	420,874	79,830	271,392	19,360	27,597
Q881	Social work activities without accommodation for the elderly and disabled	4	82,254	20,506	34,264	6,094	13,270
Q889	Other social work activities without accommodation, n.e.c.	52	2,183,386	619,011	1,309,388	67,842	95,920
	NCR	322	47,921,869	7,897,719	24,530,831	415,077	1,391,510
Q861	Hospital activities	104	41,747,808	6,466,909	22,685,437	136,847	991,496
Q862	Medical and dental practice activities	165	5,046,392	1,091,294	1,305,982	185,073	356,709
Q869	Other human health activities	8	300,162	93,424	83,386	51,821	3,346
Q871	Residential nursing care facilities	9	365,604	89,649	265,223	1,948	3,179
Q872	Residential care activities for mental retardation, mental health and substance abuse						
Q873	Residential care activities for the elderly and disabled						
Q879	Other residential care activities, n.e.c.	13	163,861	29,921	101,803	5,865	11,585
Q881	Social work activities without accommodation for the elderly and disabled	3	56,715	11,692	19,327	5,309	12,579
Q889	Other social work activities without accommodation, n.e.c.	20	241,326	114,830	69,673	28,213	12,618
	CAR	14	3,236,077	1,126,256	1,718,011	15,967	82,141
Q861	Hospital activities	10	3,127,918	1,086,680	1,683,001	7,202	71,869
Q862	Medical and dental practice activities	s	s	s	s	s	s
Q879	Other residential care activities, n.e.c.	s	s	s	s	s	s
	I - Ilocos	46	2,376,898	387,578	1,236,856	72,100	25,736
Q861	Hospital activities	s	s	s	s	s	s
Q862	Medical and dental practice activities	s	s	s	s	s	s
Q873	Residential care activities for the elderly and disabled	s	s	s	s	s	s

*Continued*

TABLE 9a--Continued

2009 PSIC Code	Region/ Industry Description	Number of Establishments	Book Value of Tangible Fixed Assets as of 31 December				
			Total	Land	Buildings, Other Structures and Land Improvements	Transport Equipment	ICT Machinery and Equipment
		(1)	(2)	(3)	(4)	(5)	(6)
	II - Cagayan Valley	29	1,888,659	204,612	1,161,208	27,802	19,475
Q861	Hospital activities	s	s	s	s	s	s
Q862	Medical and dental practice activities	s	s	s	s	s	s
	III - Central Luzon	100	7,533,533	1,076,060	3,636,290	171,471	137,918
Q861	Hospital activities	88	7,163,836	1,040,535	3,460,101	147,754	130,865
Q862	Medical and dental practice activities	8	225,063	19,005	92,362	8,510	5,062
Q869	Other human health activities	s	s	s	s	s	s
Q879	Other residential care activities, n.e.c.	s	s	s	s	s	s
	IVA - CALABARZON	177	18,827,781	3,103,827	10,251,715	113,636	199,396
Q861	Hospital activities	132	15,849,558	2,713,261	8,467,672	109,183	173,129
Q862	Medical and dental practice activities	36	1,914,097	177,147	961,400	889	22,771
Q869	Other human health activities	3	5,907	-	1,000	1,985	-
Q871	Residential nursing care facilities	s	s	s	s	s	s
Q872	Residential care activities for mental retardation, mental health and substance abuse	s	s	s	s	s	s
Q879	Other residential care activities, n.e.c.	s	s	s	s	s	s
Q889	Other social work activities without accommodation, n.e.c.	s	s	s	s	s	s
	MIMAROPA Region	15	978,853	175,526	547,155	10,416	35,495
Q861	Hospital activities	12	963,631	170,478	540,488	7,962	35,275
Q879	Other residential care activities, n.e.c.	s	s	s	s	s	s
Q889	Other social work activities without accommodation, n.e.c.	s	s	s	s	s	s
	V - Bicol	37	945,375	115,417	529,532	23,848	9,240
Q861	Hospital activities	28	849,406	95,219	485,724	19,513	3,129
Q862	Medical and dental practice activities	s	s	s	s	s	s
Q872	Residential care activities for mental retardation, mental health and substance abuse	s	s	s	s	s	s
Q881	Social work activities without accommodation for the elderly and disabled	s	s	s	s	s	s
Q889	Other social work activities without accommodation, n.e.c.	4	15,776	7,241	47	2,303	3,215

Continued

TABLE 9a--Continued

2009 PSIC Code	Region/ Industry Description	Number of Establishments	Book Value of Tangible Fixed Assets as of 31 December				
			Total	Land	Buildings, Other Structures and Land Improvements	Transport Equipment	ICT Machinery and Equipment
			(1)	(2)	(3)	(4)	(5)
	VI - Western Visayas	46	5,122,349	464,920	3,096,781	25,482	79,513
Q861	Hospital activities	23	4,778,896	424,434	2,966,033	22,785	42,865
Q862	Medical and dental practice activities	17	252,200	35,810	50,918	356	33,696
Q879	Other residential care activities, n.e.c.	s	s	s	s	s	s
Q889	Other social work activities without accommodation, n.e.c.	s	s	s	s	s	s
	VII - Central Visayas	73	12,724,137	1,589,583	7,654,664	84,263	146,238
Q861	Hospital activities	37	11,545,096	1,311,979	7,165,139	31,100	40,404
Q862	Medical and dental practice activities	23	356,568	13,542	83,936	33,725	29,115
Q869	Other human health activities	s	s	s	s	s	s
Q872	Residential care activities for mental retardation, mental health and substance abuse	s	s	s	s	s	s
Q879	Other residential care activities, n.e.c.	s	s	s	s	s	s
Q889	Other social work activities without accommodation, n.e.c.	8	780,122	258,886	377,609	18,918	75,236
	VIII - Eastern Visayas	19	1,308,601	111,937	597,879	21,647	78,923
Q861	Hospital activities	s	s	s	s	s	s
Q879	Other residential care activities, n.e.c.	s	s	s	s	s	s
	IX - Zamboanga Peninsula	23	1,701,476	198,267	878,395	29,265	13,061
Q861	Hospital activities	s	s	s	s	s	s
Q889	Other social work activities without accommodation, n.e.c.	s	s	s	s	s	s
	X - Northern Mindanao	62	3,536,383	231,957	1,895,427	88,602	50,705
Q861	Hospital activities	49	3,434,502	229,283	1,857,930	62,648	49,998
Q862	Medical and dental practice activities	10	80,350	1,251	20,701	23,221	234
Q872	Residential care activities for mental retardation, mental health and substance abuse	s	s	s	s	s	s
Q889	Other social work activities without accommodation, n.e.c.	s	s	s	s	s	s

Continued

TABLE 9a--Continued

2009 PSIC Code	Region/ Industry Description	Number of Establishments	Book Value of Tangible Fixed Assets as of 31 December				
			Total	Land	Buildings, Other Structures and Land Improvements	Transport Equipment	ICT Machinery and Equipment
		(1)	(2)	(3)	(4)	(5)	(6)
	<b>XI - Davao</b>	<b>61</b>	<b>4,785,103</b>	<b>498,324</b>	<b>2,521,768</b>	<b>97,836</b>	<b>88,274</b>
Q861	Hospital activities	40	4,033,407	388,488	2,174,195	85,146	74,161
Q862	Medical and dental practice activities	13	637,624	94,654	289,519	2,977	9,660
Q869	Other human health activities	s	s	s	s	s	s
Q872	Residential care activities for mental retardation, mental health and substance abuse	s	s	s	s	s	s
Q879	Other residential care activities, n.e.c.	s	s	s	s	s	s
Q889	Other social work activities without accommodation, n.e.c.	5	43,357	13,963	20,515	2,547	2,495
	<b>XII - SOCCSKSARGEN</b>	<b>58</b>	<b>3,412,664</b>	<b>800,949</b>	<b>1,798,079</b>	<b>57,941</b>	<b>21,015</b>
Q861	Hospital activities	53	3,361,535	767,758	1,796,994	48,151	20,438
Q862	Medical and dental practice activities	s	s	s	s	s	s
Q869	Other human health activities	s	s	s	s	s	s
Q889	Other social work activities without accommodation, n.e.c.	s	s	s	s	s	s
	<b>XIII - Caraga</b>	<b>11</b>	<b>354,638</b>	<b>71,442</b>	<b>87,837</b>	<b>4,426</b>	<b>5,737</b>
Q861	Hospital activities	s	s	s	s	s	s
Q862	Medical and dental practice activities	s	s	s	s	s	s
	<b>ARMM</b>	<b>3</b>	<b>54,952</b>	<b>7,650</b>	<b>38,063</b>	<b>-</b>	<b>704</b>
Q861	Hospital activities	3	54,952	7,650	38,063	-	704

Continued

TABLE 9a--Continued

2009 PSIC Code	Region/ Industry Description	Book Value of Tangible Fixed Assets as of 31 December				
		Specialized Industrial Machinery	General Industrial Machinery	Other Machinery and Equipment	Valuables	Other Tangible Fixed Assets
		(7)	(8)	(9)	(10)	(11)
	PHILIPPINES	21,543,474	2,662,595	5,590,724	49,452	2,975,722
Q861	Hospital activities	19,202,262	2,092,541	4,761,674	49,452	2,646,620
Q862	Medical and dental practice activities	2,222,421	519,903	807,992	-	257,002
Q869	Other human health activities	103,658	10,263	176	-	6,387
Q871	Residential nursing care facilities	s	s	s	s	s
Q872	Residential care activities for mental retardation, mental health and substance abuse	649	808	7,145	-	7,124
Q873	Residential care activities for the elderly and disabled	s	s	s	s	s
Q879	Other residential care activities, n.e.c.	22	5,351	239	-	17,082
Q881	Social work activities without accommodation for the elderly and disabled	-	6,605	114	-	1,399
Q889	Other social work activities without accommodation, n.e.c.	14,006	26,426	13,383	-	37,410
	NCR	7,472,708	409,163	4,908,937	3,215	892,708
Q861	Hospital activities	6,258,098	291,824	4,208,212	3,215	705,769
Q862	Medical and dental practice activities	1,153,363	93,265	696,803	-	163,904
Q869	Other human health activities	54,578	9,985	176	-	3,447
Q871	Residential nursing care facilities }					
Q872	Residential care activities for mental retardation, mental health and substance abuse }	-	-	2,561	-	3,043
Q873	Residential care activities for the elderly and disabled }					
Q879	Other residential care activities, n.e.c.	-	4,626	233	-	9,828
Q881	Social work activities without accommodation for the elderly and disabled	-	6,605	114	-	1,089
Q889	Other social work activities without accommodation, n.e.c.	6,669	2,858	837	-	5,628
	CAR	206,206	28,483	17,646	23,455	17,912
Q861	Hospital activities	196,019	28,483	14,986	23,455	16,222
Q862	Medical and dental practice activities	s	s	s	s	s
Q879	Other residential care activities, n.e.c.	s	s	s	s	s
	I - Ilocos	560,693	25,402	4,130	90	64,313
Q861	Hospital activities	s	s	s	s	s
Q862	Medical and dental practice activities	s	s	s	s	s
Q873	Residential care activities for the elderly and disabled	s	s	s	s	

Continued



TABLE 9a--Continued

2009 PSIC Code	Region/ Industry Description	Book Value of Tangible Fixed Assets as of 31 December				
		Specialized Industrial Machinery	General Industrial Machinery	Other Machinery and Equipment	Valuables	Other Tangible Fixed Assets
		(7)	(8)	(9)	(10)	(11)
	II - Cagayan Valley	264,572	80,262	10,115	-	120,612
Q861	Hospital activities	s	s	s	s	s
Q862	Medical and dental practice activities	s	s	s	s	s
	III - Central Luzon	1,670,970	459,081	81,735	1,260	298,747
Q861	Hospital activities	1,610,303	407,761	76,684	1,260	288,573
Q862	Medical and dental practice activities	39,432	51,320	5,052	-	4,319
Q869	Other human health activities	s	s	s	s	s
Q879	Other residential care activities, n.e.c.	s	s	s	s	s
	IVA - CALABARZON	3,949,861	370,631	137,678	-	701,037
Q861	Hospital activities	3,237,275	362,145	127,906	-	658,987
Q862	Medical and dental practice activities	711,107	7,864	-	-	32,919
Q869	Other human health activities	1,480	-	-	-	1,442
Q871	Residential nursing care facilities	s	s	s	s	s
Q872	Residential care activities for mental retardation, mental health and substance abuse	s	s	s	s	s
Q879	Other residential care activities, n.e.c.	s	s	s	s	s
Q889	Other social work activities without accommodation, n.e.c.	s	s	s	s	s
	MIMAROPA Region	191,730	16,560	-	-	1,970
Q861	Hospital activities	191,730	16,052	-	-	1,647
Q879	Other residential care activities, n.e.c.	s	s	s	s	s
Q889	Other social work activities without accommodation, n.e.c.	s	s	s	s	s
	V - Bicol	199,282	13,928	10,740	-	43,388
Q861	Hospital activities	189,343	11,409	3,849	-	41,222
Q862	Medical and dental practice activities	s	s	s	s	s
Q872	Residential care activities for mental retardation, mental health and substance abuse	s	s	s	s	s
Q881	Social work activities without accommodation for the elderly and disabled	s	s	s	s	s
Q889	Other social work activities without accommodation, n.e.c.	-	-	2,285	-	686

Continued

TABLE 9a--Continued

2009 PSIC Code	Region/ Industry Description	Book Value of Tangible Fixed Assets as of 31 December				
		Specialized Industrial Machinery	General Industrial Machinery	Other Machinery and Equipment	Valuables	Other Tangible Fixed Assets
		(7)	(8)	(9)	(10)	(11)
	<b>VI - Western Visayas</b>	<b>923,590</b>	<b>302,478</b>	<b>76,550</b>	<b>-</b>	<b>153,035</b>
Q861	Hospital activities	917,002	213,031	52,571	-	140,175
Q862	Medical and dental practice activities	6,588	88,267	23,969	-	12,597
Q879	Other residential care activities, n.e.c.	s	s	s	s	s
Q889	Other social work activities without accommodation, n.e.c.	s	s	s	s	s
	<b>VII - Central Visayas</b>	<b>2,938,477</b>	<b>80,796</b>	<b>75,072</b>	<b>-</b>	<b>155,044</b>
Q861	Hospital activities	2,824,135	30,131	30,004	-	112,204
Q862	Medical and dental practice activities	102,610	30,644	45,068	-	17,929
Q869	Other human health activities	s	s	s	s	s
Q872	Residential care activities for mental retardation, mental health and substance abuse	s	s	s	s	s
Q879	Other residential care activities, n.e.c.	s	s	s	s	s
Q889	Other social work activities without accommodation, n.e.c.	7,208	19,234	-	-	23,031
	<b>VIII - Eastern Visayas</b>	<b>342,008</b>	<b>129,325</b>	<b>213</b>	<b>-</b>	<b>26,668</b>
Q861	Hospital activities	s	s	s	s	s
Q879	Other residential care activities, n.e.c.	s	s	s	s	s
	<b>IX - Zamboanga Peninsula</b>	<b>389,260</b>	<b>56,646</b>	<b>48,454</b>	<b>-</b>	<b>88,129</b>
Q861	Hospital activities	s	s	s	s	s
Q889	Other social work activities without accommodation, n.e.c.	s	s	s	s	s
	<b>X - Northern Mindanao</b>	<b>876,306</b>	<b>253,748</b>	<b>59,325</b>	<b>19,839</b>	<b>60,474</b>
Q861	Hospital activities	866,392	231,117	58,802	19,839	58,492
Q862	Medical and dental practice activities	9,914	22,599	523	-	1,907
Q872	Residential care activities for mental retardation, mental health and substance abuse	s	s	s	s	s
Q889	Other social work activities without accommodation, n.e.c.	s	s	s	s	s

Continued

TABLE 9a--Concluded

2009 PSIC Code	Region/ Industry Description	Book Value of Tangible Fixed Assets as of 31 December				
		Specialized Industrial Machinery	General Industrial Machinery	Other Machinery and Equipment	Valuables	Other Tangible Fixed Assets
		(7)	(8)	(9)	(10)	(11)
	<b>XI - Davao</b>	<b>983,452</b>	<b>306,851</b>	<b>41,290</b>	<b>1,592</b>	<b>245,714</b>
Q861	Hospital activities	936,427	143,218	7,265	1,592	222,915
Q862	Medical and dental practice activities	25,125	162,489	33,896	-	19,303
Q869	Other human health activities	s	s	s	s	s
Q872	Residential care activities for mental retardation, mental health and substance abuse	s	s	s	s	s
Q879	Other residential care activities, n.e.c.	s	s	s	s	s
Q889	Other social work activities without accommodation, n.e.c.	-	863	122	-	2,852
	<b>XII - SOCCSKSARGEN</b>	<b>418,889</b>	<b>118,774</b>	<b>111,119</b>	<b>-</b>	<b>85,897</b>
Q861	Hospital activities	416,072	117,129	111,119	-	83,874
Q862	Medical and dental practice activities	s	s	s	s	s
Q869	Other human health activities	s	s	s	s	s
Q889	Other social work activities without accommodation, n.e.c.	s	s	s	s	s
	<b>XIII - Caraga</b>	<b>148,855</b>	<b>9,863</b>	<b>6,855</b>	<b>-</b>	<b>19,624</b>
Q861	Hospital activities	s	s	s	s	s
Q862	Medical and dental practice activities	s	s	s	s	s
	<b>ARMM</b>	<b>6,616</b>	<b>603</b>	<b>867</b>	<b>-</b>	<b>448</b>
Q861	Hospital activities	6,616	603	867	-	448

**TABLE 10a Number of Establishments and Book Value of Intangible Assets by Type for Human Health and Social Work Activities Establishments with Total Employment of 20 and Over by Region and Industry Group: Philippines, 2017**

*(Values are in thousand pesos, except for number of establishments. Details may not add-up to total due to rounding and/or statistical disclosure control.)*

2009 PSIC Code	Region/ Industry Description	Number of Establishments	Book Value of Intangible Assets as of 31 December					
			Total	Intangible Non-Produced Assets	Computer Software and Databases	Entertainment, Literary and Artistic Originals	Research and Development	Other Intangible Assets
			(1)	(2)	(3)	(4)	(5)	(6)
	PHILIPPINES	1,096	957,420	177,395	734,073	1,662	-	44,291
Q861	Hospital activities	699	897,643	166,659	687,940	-	-	43,043
Q862	Medical and dental practice activities	283	44,679	10,661	32,355	1,662	-	-
Q869	Other human health activities	15	9,512	-	8,713	-	-	799
Q871	Residential nursing care facilities	s	s	s	s	s	s	s
Q872	Residential care activities for mental retardation, mental health and substance abuse	14	-	-	-	-	-	-
Q873	Residential care activities for the elderly and disabled	s	s	s	s	s	s	s
Q879	Other residential care activities, n.e.c.	25	1,460	74	937	-	-	449
Q881	Social work activities without accommodation for the elderly and disabled	4	298	-	298	-	-	-
Q889	Other social work activities without accommodation, n.e.c.	52	2,851	-	2,851	-	-	-
	NCR	322	691,833	144,292	509,823	1,624	-	36,094
Q861	Hospital activities	104	653,367	144,218	473,854	-	-	35,295
Q862	Medical and dental practice activities	165	25,050	-	23,427	1,624	-	-
Q869	Other human health activities	8	9,512	-	8,713	-	-	799
Q871	Residential nursing care facilities }	9	978	-	978	-	-	-
Q872	Residential care activities for mental retardation, mental health and substance abuse }							
Q873	Residential care activities for the elderly and disabled }							
Q879	Other residential care activities, n.e.c.	13	811	74	738	-	-	-
Q881	Social work activities without accommodation for the elderly and disabled	3	298	-	298	-	-	-
Q889	Other social work activities without accommodation, n.e.c.	20	1,815	-	1,815	-	-	-
	CAR	14	17,189	10,661	6,527	-	-	-
Q861	Hospital activities	10	6,469	-	6,469	-	-	-
Q862	Medical and dental practice activities	s	s	s	s	s	s	s
Q879	Other residential care activities, n.e.c.	s	s	s	s	s	s	s
	I - Ilocos	46	7,297	-	2,299	-	-	4,998
Q861	Hospital activities	s	s	s	s	s	s	s
Q862	Medical and dental practice activities	s	s	s	s	s	s	s
Q873	Residential care activities for the elderly and disabled	s	s	s	s	s	s	s

*Continued*

TABLE 10a--Continued

2009 PSIC Code	Region/ Industry Description	Number of Establishments	Book Value of Intangible Assets as of 31 December					
			Total	Intangible Non-Produced Assets	Computer Software and Databases	Entertainment, Literary and Artistic Originals	Research and Development	Other Intangible Assets
	II - Cagayan Valley	29	512	-	512	-	-	
Q861	Hospital activities	s	s	s	s	s	s	s
Q862	Medical and dental practice activities	s	s	s	s	s	s	s
	III - Central Luzon	100	23,891	9,147	14,256	39	-	449
Q861	Hospital activities	88	23,404	9,147	14,256	-	-	-
Q862	Medical and dental practice activities	8	39	-	-	39	-	-
Q869	Other human health activities	s	s	s	s	s	s	s
Q879	Other residential care activities, n.e.c.	s	s	s	s	s	s	s
	IVA - CALABARZON	177	46,747	1,988	44,758	-	-	-
Q861	Hospital activities	132	46,147	1,988	44,158	-	-	-
Q862	Medical and dental practice activities	36	600	-	600	-	-	-
Q869	Other human health activities	3	-	-	-	-	-	-
Q871	Residential nursing care facilities	s	s	s	s	s	s	s
Q872	Residential care activities for mental retardation, mental health and substance abuse	s	s	s	s	s	s	s
Q879	Other residential care activities, n.e.c.	s	s	s	s	s	s	s
Q889	Other social work activities without accommodation, n.e.c.	s	s	s	s	s	s	s
	MIMAROPA Region	15	1,181	1,181	-	-	-	-
Q861	Hospital activities	12	1,181	1,181	-	-	-	-
Q879	Other residential care activities, n.e.c.	s	s	s	s	s	s	s
Q889	Other social work activities without accommodation, n.e.c.	s	s	s	s	s	s	s
	V - Bicol	37	1,035	-	1,035	-	-	-
Q861	Hospital activities	28	-	-	-	-	-	-
Q862	Medical and dental practice activities	s	s	s	s	s	s	s
Q872	Residential care activities for mental retardation, mental health and substance abuse	s	s	s	s	s	s	s
Q881	Social work activities without accommodation for the elderly and disabled	s	s	s	s	s	s	s
Q889	Other social work activities without accommodation, n.e.c.	4	1,035	-	1,035	-	-	

Continued

TABLE 10a--Continued

2009 PSIC Code	Region/ Industry Description	Number of Establishments	Book Value of Intangible Assets as of 31 December					
			Total	Intangible Non-Produced Assets	Computer Software and Databases	Entertainment, Literary and Artistic Originals	Research and Development	Other Intangible Assets
			(1)	(2)	(3)	(4)	(5)	(6)
	<b>VI - Western Visayas</b>	<b>46</b>	<b>50,950</b>	<b>-</b>	<b>50,950</b>	<b>-</b>	<b>-</b>	<b>-</b>
Q861	Hospital activities	23	50,950	-	50,950	-	-	-
Q862	Medical and dental practice activities	17	-	-	-	-	-	-
Q879	Other residential care activities, n.e.c.	s	s	s	s	s	s	s
Q889	Other social work activities without accommodation, n.e.c.	s	s	s	s	s	s	s
	<b>VII - Central Visayas</b>	<b>73</b>	<b>50,184</b>	<b>336</b>	<b>49,830</b>	<b>-</b>	<b>-</b>	<b>19</b>
Q861	Hospital activities	37	49,833	336	49,479	-	-	19
Q862	Medical and dental practice activities	23	351	-	351	-	-	-
Q869	Other human health activities	s	s	s	s	s	s	s
Q872	Residential care activities for mental retardation, mental health and substance abuse	s	s	s	s	s	s	s
Q879	Other residential care activities, n.e.c.	s	s	s	s	s	s	s
Q889	Other social work activities without accommodation, n.e.c.	8	-	-	-	-	-	-
	<b>VIII - Eastern Visayas</b>	<b>19</b>	<b>611</b>	<b>-</b>	<b>611</b>	<b>-</b>	<b>-</b>	<b>-</b>
Q861	Hospital activities	s	s	s	s	s	s	s
Q879	Other residential care activities, n.e.c.	s	s	s	s	s	s	s
	<b>IX - Zamboanga Peninsula</b>	<b>23</b>	<b>350</b>	<b>-</b>	<b>350</b>	<b>-</b>	<b>-</b>	<b>-</b>
Q861	Hospital activities	s	s	s	s	s	s	s
Q889	Other social work activities without accommodation, n.e.c.	s	s	s	s	s	s	s
	<b>X - Northern Mindanao</b>	<b>62</b>	<b>10,855</b>	<b>-</b>	<b>10,855</b>	<b>-</b>	<b>-</b>	<b>-</b>
Q861	Hospital activities	49	2,936	-	2,936	-	-	-
Q862	Medical and dental practice activities	10	7,919	-	7,919	-	-	-
Q872	Residential care activities for mental retardation, mental health and substance abuse	s	s	s	s	s	s	s
Q889	Other social work activities without accommodation, n.e.c.	s	s	s	s	s	s	s

Continued

TABLE 10a--Concluded

2009 PSIC Code	Region/ Industry Description	Number of Establishments	Book Value of Intangible Assets as of 31 December					
			Total	Intangible Non-Produced Assets	Computer Software and Databases	Entertainment, Literary and Artistic Originals	Research and Development	Other Intangible Assets
		(1)	(2)	(3)	(4)	(5)	(6)	(7)
	<b>XI - Davao</b>	<b>61</b>	<b>38,424</b>	<b>-</b>	<b>36,891</b>	<b>-</b>	<b>-</b>	<b>1,532</b>
Q861	Hospital activities	40	38,424	-	36,891	-	-	1,532
Q862	Medical and dental practice activities	13	-	-	-	-	-	-
Q869	Other human health activities	s	s	s	s	s	s	s
Q872	Residential care activities for mental retardation, mental health and substance abuse	s	s	s	s	s	s	s
Q879	Other residential care activities, n.e.c.	s	s	s	s	s	s	s
Q889	Other social work activities without accommodation, n.e.c.	5	-	-	-	-	-	-
	<b>XII - SOCCSKSARGEN</b>	<b>58</b>	<b>15,867</b>	<b>9,608</b>	<b>5,058</b>	<b>-</b>	<b>-</b>	<b>1,200</b>
Q861	Hospital activities	53	15,867	9,608	5,058	-	-	1,200
Q862	Medical and dental practice activities	s	s	s	s	s	s	s
Q869	Other human health activities	s	s	s	s	s	s	s
Q889	Other social work activities without accommodation, n.e.c.	s	s	s	s	s	s	s
	<b>XIII - Caraga</b>	<b>11</b>	<b>316</b>	<b>-</b>	<b>316</b>	<b>-</b>	<b>-</b>	<b>-</b>
Q861	Hospital activities	s	s	s	s	s	s	s
Q862	Medical and dental practice activities	s	s	s	s	s	s	s
	<b>ARMM</b>	<b>3</b>	<b>180</b>	<b>180</b>	<b>-</b>	<b>-</b>	<b>-</b>	<b>-</b>
Q861	Hospital activities	3	180	180	-	-	-	-

**TABLE 11a Number of Establishments and Value of Inventories for Human Health and Social Work Activities Establishments with Total Employment of 20 and Over by Region and Industry Group: Philippines, 2017**

(Values are in thousand pesos, except for number of establishments. Details may not add-up to total due to rounding and/or statistical disclosure control.)

2009 PSIC Code	Region/ Industry Description	Number of Establishments	Value of Inventories as of 1 January					
			Total	Materials and Supplies	Fuels, Lubricants, Oils and Greases	Goods for Resale	Real Estate for Sale	Other Inventories
		(1)	(2)	(3)	(4)	(5)	(6)	(7)
	PHILIPPINES	1,096	8,022,228	2,619,163	5,313	5,397,751	-	
Q861	Hospital activities	699	7,309,677	2,332,410	5,117	4,972,149	-	
Q862	Medical and dental practice activities	283	680,650	262,566	78	418,006	-	
Q869	Other human health activities	15	13,401	13,401	-	-	-	
Q871	Residential nursing care facilities	s	s	s	s	s	s	s
Q872	Residential care activities for mental retardation, mental health and substance abuse	14	805	25	80	700	-	
Q873	Residential care activities for the elderly and disabled	s	s	s	s	s	s	s
Q879	Other residential care activities, n.e.c.	25	3,478	3,453	25	-	-	
Q881	Social work activities without accommodation for the elderly and disabled	4	8,093	1,197	-	6,896	-	
Q889	Other social work activities without accommodation, n.e.c.	52	6,107	6,094	13	-	-	
	NCR	322	2,872,191	1,221,698	78	1,650,415	-	
Q861	Hospital activities	104	2,444,916	999,152	-	1,445,764	-	
Q862	Medical and dental practice activities	165	403,712	205,879	78	197,755	-	
Q869	Other human health activities	8	12,092	12,092	-	-	-	
Q871	Residential nursing care facilities	9	-	-	-	-	-	-
Q872	Residential care activities for mental retardation, mental health and substance abuse							
Q873	Residential care activities for the elderly and disabled							
Q879	Other residential care activities, n.e.c.	13	3,378	3,378	-	-	-	
Q881	Social work activities without accommodation for the elderly and disabled	3	8,093	1,197	-	6,896	-	
Q889	Other social work activities without accommodation, n.e.c.	20	-	-	-	-	-	
	CAR	14	62,914	32,387	1,223	29,304	-	
Q861	Hospital activities	10	58,200	31,679	1,223	25,297	-	
Q862	Medical and dental practice activities	s	s	s	s	s	s	s
Q879	Other residential care activities, n.e.c.	s	s	s	s	s	s	s
	I - Ilocos	46	213,961	65,002	-	148,959	-	
Q861	Hospital activities	s	s	s	s	s	s	s
Q862	Medical and dental practice activities	s	s	s	s	s	s	s
Q873	Residential care activities for the elderly and disabled	s	s	s	s	s	s	

Continued



TABLE 11a--Continued

2009 PSIC Code	Region/ Industry Description	Number of Establishments	Value of Inventories as of 1 January					
			Total	Materials and Supplies	Fuels, Lubricants, Oils and Greases	Goods for Resale	Real Estate for Sale	Other Inventories
		(1)	(2)	(3)	(4)	(5)	(6)	(7)
	II - Cagayan Valley	29	157,823	53,047	273	104,504	-	-
Q861	Hospital activities	s	s	s	s	s	s	s
Q862	Medical and dental practice activities	s	s	s	s	s	s	s
	III - Central Luzon	100	597,095	193,155	446	403,494	-	-
Q861	Hospital activities	88	585,542	185,985	446	399,111	-	-
Q862	Medical and dental practice activities	8	11,553	7,170	-	4,383	-	-
Q869	Other human health activities	s	s	s	s	s	s	s
Q879	Other residential care activities, n.e.c.	s	s	s	s	s	s	s
	IVA - CALABARZON	177	1,268,557	364,887	346	903,324	-	-
Q861	Hospital activities	132	1,223,197	342,418	346	880,433	-	-
Q862	Medical and dental practice activities	36	44,460	21,569	-	22,892	-	-
Q869	Other human health activities	3	900	900	-	-	-	-
Q871	Residential nursing care facilities	s	s	s	s	s	s	s
Q872	Residential care activities for mental retardation, mental health and substance abuse	s	s	s	s	s	s	s
Q879	Other residential care activities, n.e.c.	s	s	s	s	s	s	s
Q889	Other social work activities without accommodation, n.e.c.	s	s	s	s	s	s	s
	MIMAROPA Region	15	100,943	16,141	200	84,602	-	-
Q861	Hospital activities	12	100,943	16,141	200	84,602	-	-
Q879	Other residential care activities, n.e.c.	s	s	s	s	s	s	s
Q889	Other social work activities without accommodation, n.e.c.	s	s	s	s	s	s	s
	V - Bicol	37	137,644	35,934	265	101,445	-	-
Q861	Hospital activities	28	132,530	33,694	265	98,571	-	-
Q862	Medical and dental practice activities	s	s	s	s	s	s	s
Q872	Residential care activities for mental retardation, mental health and substance abuse	s	s	s	s	s	s	s
Q881	Social work activities without accommodation for the elderly and disabled	s	s	s	s	s	s	s
Q889	Other social work activities without accommodation, n.e.c.	4	1 406	1 406	-	-	-	-

Continued

TABLE 11a--Continued

2009 PSIC Code	Region/ Industry Description	Number of Establishments	Value of Inventories as of 1 January					
			Total	Materials and Supplies	Fuels, Lubricants, Oils and Greases	Goods for Resale	Real Estate for Sale	Other Inventories
		(1)	(2)	(3)	(4)	(5)	(6)	(7)
	VI - Western Visayas	46	451,280	60,609	89	390,581	-	-
Q861	Hospital activities	23	440,588	58,401	83	382,104	-	-
Q862	Medical and dental practice activities	17	8,511	34	-	8,477	-	-
Q879	Other residential care activities, n.e.c.	s	s	s	s	s	s	s
Q889	Other social work activities without accommodation, n.e.c.	s	s	s	s	s	s	s
	VII - Central Visayas	73	592,980	239,834	593	352,553	-	-
Q861	Hospital activities	37	568,811	215,665	593	352,553	-	-
Q862	Medical and dental practice activities	23	22,530	22,530	-	-	-	-
Q869	Other human health activities	s	s	s	s	s	s	s
Q872	Residential care activities for mental retardation, mental health and substance abuse	s	s	s	s	s	s	s
Q879	Other residential care activities, n.e.c.	s	s	s	s	s	s	s
Q889	Other social work activities without accommodation, n.e.c.	8	1,639	1,639	-	-	-	-
	VIII - Eastern Visayas	19	118,575	33,079	25	85,471	-	-
Q861	Hospital activities	s	s	s	s	s	s	s
Q879	Other residential care activities, n.e.c.	s	s	s	s	s	s	s
	IX - Zamboanga Peninsula	23	200,720	72,028	-	128,693	-	-
Q861	Hospital activities	s	s	s	s	s	s	s
Q889	Other social work activities without accommodation, n.e.c.	s	s	s	s	s	s	s
	X - Northern Mindanao	62	387,960	104,598	1,220	282,141	-	-
Q861	Hospital activities	49	368,761	104,557	1,134	263,070	-	-
Q862	Medical and dental practice activities	10	19,072	-	-	19,072	-	-
Q872	Residential care activities for mental retardation, mental health and substance abuse	s	s	s	s	s	s	s
Q889	Other social work activities without accommodation, n.e.c.	s	s	s	s	s	s	s

Continued

TABLE 11a--Continued

2009 PSIC Code	Region/ Industry Description	Number of Establishments	Value of Inventories as of 1 January					
			Total	Materials and Supplies	Fuels, Lubricants, Oils and Greases	Goods for Resale	Real Estate for Sale	Other Inventories
		(1)	(2)	(3)	(4)	(5)	(6)	(7)
	<b>XI - Davao</b>	<b>61</b>	<b>436,745</b>	<b>54,851</b>	<b>420</b>	<b>381,474</b>	<b>-</b>	<b>-</b>
Q861	Hospital activities	40	298,526	51,006	420	247,100	-	-
Q862	Medical and dental practice activities	13	137,519	3,845	-	133,675	-	-
Q869	Other human health activities	s	s	s	s	s	s	s
Q872	Residential care activities for mental retardation, mental health and substance abuse	s	s	s	s	s	s	s
Q879	Other residential care activities, n.e.c.	s	s	s	s	s	s	s
Q889	Other social work activities without accommodation, n.e.c.	5	-	-	-	-	-	-
	<b>XII - SOCCSKSARGEN</b>	<b>58</b>	<b>301,049</b>	<b>68,405</b>	<b>100</b>	<b>232,543</b>	<b>-</b>	<b>-</b>
Q861	Hospital activities	53	300,638	67,995	100	232,543	-	-
Q862	Medical and dental practice activities	s	s	s	s	s	s	s
Q869	Other human health activities	s	s	s	s	s	s	s
Q889	Other social work activities without accommodation, n.e.c.	s	s	s	s	s	s	s
	<b>XIII - Caraga</b>	<b>11</b>	<b>119,659</b>	<b>3,189</b>	<b>17</b>	<b>116,452</b>	<b>-</b>	<b>-</b>
Q861	Hospital activities	s	s	s	s	s	s	s
Q862	Medical and dental practice activities	s	s	s	s	s	s	s
	<b>ARMM</b>	<b>3</b>	<b>2,134</b>	<b>320</b>	<b>18</b>	<b>1,795</b>	<b>-</b>	<b>-</b>
Q861	Hospital activities	3	2,134	320	18	1,795	-	-

Continued

TABLE 11a--Continued

2009 PSIC Code	Region/ Industry Description	Value of Inventories as of 31 December					
		Total	Materials and Supplies	Fuels, Lubricants, Oils and Greases	Goods for Resale	Real Estate for Sale	Other Inventories
		(8)	(9)	(10)	(11)	(12)	(13)
	<b>PHILIPPINES</b>	<b>10,173,439</b>	<b>3,762,977</b>	<b>6,379</b>	<b>6,404,083</b>	<b>-</b>	<b>-</b>
Q861	Hospital activities	9,344,567	3,427,482	5,990	5,911,095	-	-
Q862	Medical and dental practice activities	783,391	298,854	-	484,537	-	-
Q869	Other human health activities	19,171	19,171	-	-	-	-
Q871	Residential nursing care facilities	s	s	s	s	s	s
Q872	Residential care activities for mental retardation, mental health and substance abuse	278	2	-	276	-	-
Q873	Residential care activities for the elderly and disabled	s	s	s	s	s	s
Q879	Other residential care activities, n.e.c.	3,424	3,399	25	-	-	-
Q881	Social work activities without accommodation for the elderly and disabled	9,650	1,475	-	8,175	-	-
Q889	Other social work activities without accommodation, n.e.c.	12,880	12,517	364	-	-	-
	<b>NCR</b>	<b>3,396,801</b>	<b>1,421,448</b>	<b>-</b>	<b>1,975,353</b>	<b>-</b>	<b>-</b>
Q861	Hospital activities	2,940,517	1,187,027	-	1,753,490	-	-
Q862	Medical and dental practice activities	428,761	215,073	-	213,688	-	-
Q869	Other human health activities	15,340	15,340	-	-	-	-
Q871	Residential nursing care facilities }						
Q872	Residential care activities for mental retardation, mental health and substance abuse }	-	-	-	-	-	-
Q873	Residential care activities for the elderly and disabled }						
Q879	Other residential care activities, n.e.c.	3,349	3,349	-	-	-	-
Q881	Social work activities without accommodation for the elderly and disabled	8,834	659	-	8,175	-	-
Q889	Other social work activities without accommodation, n.e.c.	-	-	-	-	-	-
	<b>CAR</b>	<b>79,537</b>	<b>30,970</b>	<b>230</b>	<b>48,337</b>	<b>-</b>	<b>-</b>
Q861	Hospital activities	73,863	29,762	230	43,871	-	-
Q862	Medical and dental practice activities	s	s	s	s	s	s
Q879	Other residential care activities, n.e.c.	s	s	s	s	s	s
	<b>I - Ilocos</b>	<b>275,220</b>	<b>108,710</b>	<b>-</b>	<b>166,510</b>	<b>-</b>	<b>-</b>
Q861	Hospital activities	s	s	s	s	s	s
Q862	Medical and dental practice activities	s	s	s	s	s	s
Q873	Residential care activities for the elderly and disabled	s	s	s	s	s	s

Continued

TABLE 11a--Continued

2009 PSIC Code	Region/ Industry Description	Value of Inventories as of 31 December					
		Total	Materials and Supplies	Fuels, Lubricants, Oils and Greases	Goods for Resale	Real Estate for Sale	Other Inventories
		(8)	(9)	(10)	(11)	(12)	(13)
	II - Cagayan Valley	190,473	61,349	200	128,923	-	-
Q861	Hospital activities	s	s	s	s	s	s
Q862	Medical and dental practice activities	s	s	s	s	s	s
	III - Central Luzon	708,315	241,170	309	466,836	-	-
Q861	Hospital activities	691,495	230,317	309	460,869	-	-
Q862	Medical and dental practice activities	16,820	10,853	-	5,967	-	-
Q869	Other human health activities	s	s	s	s	s	s
Q879	Other residential care activities, n.e.c.	s	s	s	s	s	s
	IVA - CALABARZON	1,455,388	433,790	338	1,021,260	-	-
Q861	Hospital activities	1,396,144	402,355	338	993,451	-	-
Q862	Medical and dental practice activities	56,044	28,236	-	27,808	-	-
Q869	Other human health activities	3,200	3,200	-	-	-	-
Q871	Residential nursing care facilities	s	s	s	s	s	s
Q872	Residential care activities for mental retardation, mental health and substance abuse	s	s	s	s	s	s
Q879	Other residential care activities, n.e.c.	s	s	s	s	s	s
Q889	Other social work activities without accommodation, n.e.c.	s	s	s	s	s	s
	MIMAROPA Region	123,128	17,577	444	105,107	-	-
Q861	Hospital activities	123,128	17,577	444	105,107	-	-
Q879	Other residential care activities, n.e.c.	s	s	s	s	s	s
Q889	Other social work activities without accommodation, n.e.c.	s	s	s	s	s	s
	V - Bicol	170,715	44,613	265	125,838	-	-
Q861	Hospital activities	161,223	38,260	265	122,698	-	-
Q862	Medical and dental practice activities	s	s	s	s	s	s
Q872	Residential care activities for mental retardation, mental health and substance abuse	s	s	s	s	s	s
Q881	Social work activities without accommodation for the elderly and disabled	s	s	s	s	s	s
Q889	Other social work activities without accommodation, n.e.c.	4,662	4,662	-	-	-	-

Continued

TABLE 11a--Continued

2009 PSIC Code	Region/ Industry Description	Value of Inventories as of 31 December					
		Total	Materials and Supplies	Fuels, Lubricants, Oils and Greases	Goods for Resale	Real Estate for Sale	Other Inventories
		(8)	(9)	(10)	(11)	(12)	(13)
	<b>VI - Western Visayas</b>	<b>557,467</b>	<b>70,179</b>	<b>373</b>	<b>486,915</b>	<b>-</b>	<b>-</b>
Q861	Hospital activities	544,479	66,153	67	478,259	-	-
Q862	Medical and dental practice activities	8,709	52	-	8,657	-	-
Q879	Other residential care activities, n.e.c.	s	s	s	s	s	s
Q889	Other social work activities without accommodation, n.e.c.	s	s	s	s	s	s
	<b>VII - Central Visayas</b>	<b>1,226,344</b>	<b>789,574</b>	<b>529</b>	<b>436,241</b>	<b>-</b>	<b>-</b>
Q861	Hospital activities	1,192,833	756,063	529	436,241	-	-
Q862	Medical and dental practice activities	31,655	31,655	-	-	-	-
Q869	Other human health activities	s	s	s	s	s	s
Q872	Residential care activities for mental retardation, mental health and substance abuse	s	s	s	s	s	s
Q879	Other residential care activities, n.e.c.	s	s	s	s	s	s
Q889	Other social work activities without accommodation, n.e.c.	1,856	1,856	-	-	-	-
	<b>VIII - Eastern Visayas</b>	<b>155,135</b>	<b>54,219</b>	<b>25</b>	<b>100,891</b>	<b>-</b>	<b>-</b>
Q861	Hospital activities	s	s	s	s	s	s
Q879	Other residential care activities, n.e.c.	s	s	s	s	s	s
	<b>IX - Zamboanga Peninsula</b>	<b>266,314</b>	<b>71,678</b>	<b>-</b>	<b>194,637</b>	<b>-</b>	<b>-</b>
Q861	Hospital activities	s	s	s	s	s	s
Q889	Other social work activities without accommodation, n.e.c.	s	s	s	s	s	s
	<b>X - Northern Mindanao</b>	<b>564,438</b>	<b>281,796</b>	<b>2,191</b>	<b>280,451</b>	<b>-</b>	<b>-</b>
Q861	Hospital activities	536,150	275,430	2,184	258,536	-	-
Q862	Medical and dental practice activities	28,261	6,345	-	21,915	-	-
Q872	Residential care activities for mental retardation, mental health and substance abuse	s	s	s	s	s	s
Q889	Other social work activities without accommodation, n.e.c.	s	s	s	s	s	s

Continued

TABLE 11a--Concluded

2009 PSIC Code	Region/ Industry Description	Value of Inventories as of 31 December					
		Total	Materials and Supplies	Fuels, Lubricants, Oils and Greases	Goods for Resale	Real Estate for Sale	Other Inventories
		(8)	(9)	(10)	(11)	(12)	(13)
	<b>XI - Davao</b>	<b>530,547</b>	<b>57,060</b>	<b>1,290</b>	<b>472,198</b>	<b>-</b>	<b>-</b>
Q861	Hospital activities	369,555	52,788	1,290	315,478	-	-
Q862	Medical and dental practice activities	160,716	4,272	-	156,444	-	-
Q869	Other human health activities	s	s	s	s	s	s
Q872	Residential care activities for mental retardation, mental health and substance abuse	s	s	s	s	s	s
Q879	Other residential care activities, n.e.c.	s	s	s	s	s	s
Q889	Other social work activities without accommodation, n.e.c.	-	-	-	-	-	-
	<b>XII - SOCCSKSARGEN</b>	<b>343,246</b>	<b>75,859</b>	<b>152</b>	<b>267,234</b>	<b>-</b>	<b>-</b>
Q861	Hospital activities	342,557	75,223	100	267,234	-	-
Q862	Medical and dental practice activities	s	s	s	s	s	s
Q869	Other human health activities	s	s	s	s	s	s
Q889	Other social work activities without accommodation, n.e.c.	s	s	s	s	s	s
	<b>XIII - Caraga</b>	<b>128,161</b>	<b>2,665</b>	<b>16</b>	<b>125,481</b>	<b>-</b>	<b>-</b>
Q861	Hospital activities	s	s	s	s	s	s
Q862	Medical and dental practice activities	s	s	s	s	s	s
	<b>ARMM</b>	<b>2,209</b>	<b>320</b>	<b>18</b>	<b>1,870</b>	<b>-</b>	<b>-</b>
Q861	Hospital activities	2,209	320	18	1,870	-	-

**TABLE 12a Number of Reporting Establishments and Nationality with Highest Capital Participation Rate as of 31 December for Human Health and Social Work Activities Establishments with Total Employment of 20 and Over by Region and Industry Group: Philippines, 2017**

*(An establishment with equal capital participation rate may be reported several times)*

2009 PSIC Code	Region/ Industry Description	Number of Reporting Establishments	Nationality with Highest Capital Participation Rate					
			Filipino	American	Australian	British	Chinese	German
		(1)	(2)	(3)	(4)	(5)	(6)	(7)
	PHILIPPINES	606	602	1	-	-	-	1
Q861	Hospital activities	414	414	-	-	-	-	-
Q862	Medical and dental practice activities	93	92	-	-	-	-	1
Q869	Other human health activities	13	13	-	-	-	-	-
Q871	Residential nursing care facilities	s	s	s	s	s	s	s
Q872	Residential care activities for mental retardation, mental health and substance abuse	14	14	-	-	-	-	-
Q873	Residential care activities for the elderly and disabled	s	s	s	s	s	s	s
Q879	Other residential care activities, n.e.c.	23	22	1	-	-	-	-
Q881	Social work activities without accommodation for the elderly and disabled	4	4	-	-	-	-	-
Q889	Other social work activities without accommodation, n.e.c.	41	39	-	-	-	-	-
	NCR	137	136	-	-	-	-	-
Q861	Hospital activities	63	63	-	-	-	-	-
Q862	Medical and dental practice activities	34	34	-	-	-	-	-
Q869	Other human health activities	6	6	-	-	-	-	-
Q871	Residential nursing care facilities	9	9	-	-	-	-	-
Q872	Residential care activities for mental retardation, mental health and substance abuse							
Q873	Residential care activities for the elderly and disabled							
Q879	Other residential care activities, n.e.c.	11	11	-	-	-	-	-
Q881	Social work activities without accommodation for the elderly and disabled	3	3	-	-	-	-	-
Q889	Other social work activities without accommodation, n.e.c.	11	10	-	-	-	-	-
	CAR	12	12	-	-	-	-	-
Q861	Hospital activities	8	8	-	-	-	-	-
Q862	Medical and dental practice activities	s	s	s	s	s	s	s
Q879	Other residential care activities, n.e.c.	s	s	s	s	s	s	s
	I - Ilocos	23	23	-	-	-	-	-
Q861	Hospital activities	s	s	s	s	s	s	s
Q862	Medical and dental practice activities	s	s	s	s	s	s	s
Q873	Residential care activities for the elderly and disabled	s	s	s	s	s	s	s

*Continued*



TABLE 12a--Continued

2009 PSIC Code	Region/ Industry Description	Number of Reporting Establishments	Nationality with Highest Capital Participation Rate					
			Filipino	American	Australian	British	Chinese	German
			(1)	(2)	(3)	(4)	(5)	(6)
	II - Cagayan Valley	17	17	-	-	-	-	
Q861	Hospital activities	s	s	s	s	s	s	s
Q862	Medical and dental practice activities	s	s	s	s	s	s	s
	III - Central Luzon	50	50	-	-	-	-	
Q861	Hospital activities	39	39	-	-	-	-	
Q862	Medical and dental practice activities	7	7	-	-	-	-	
Q869	Other human health activities	s	s	s	s	s	s	s
Q879	Other residential care activities, n.e.c.	s	s	s	s	s	s	s
	IVA - CALABARZON	92	92	-	-	-	-	
Q861	Hospital activities	72	72	-	-	-	-	
Q862	Medical and dental practice activities	11	11	-	-	-	-	
Q869	Other human health activities	3	3	-	-	-	-	
Q871	Residential nursing care facilities	s	s	s	s	s	s	s
Q872	Residential care activities for mental retardation, mental health and substance abuse	s	s	s	s	s	s	s
Q879	Other residential care activities, n.e.c.	s	s	s	s	s	s	s
Q889	Other social work activities without accommodation, n.e.c.	s	s	s	s	s	s	s
	MIMAROPA Region	12	11	1	-	-	-	
Q861	Hospital activities	9	9	-	-	-	-	
Q879	Other residential care activities, n.e.c.	s	s	s	s	s	s	s
Q889	Other social work activities without accommodation, n.e.c.	s	s	s	s	s	s	s
	V - Bicol	26	26	-	-	-	-	
Q861	Hospital activities	17	17	-	-	-	-	
Q862	Medical and dental practice activities	s	s	s	s	s	s	s
Q872	Residential care activities for mental retardation, mental health and substance abuse	s	s	s	s	s	s	s
Q881	Social work activities without accommodation for the elderly and disabled	s	s	s	s	s	s	s
Q889	Other social work activities without accommodation, n.e.c.	4	4	-	-	-	-	

Continued

TABLE 12a--Continued

2009 PSIC Code	Region/ Industry Description	Number of Reporting Establishments	Nationality with Highest Capital Participation Rate					
			Filipino	American	Australian	British	Chinese	German
			(1)	(2)	(3)	(4)	(5)	(6)
	VI - Western Visayas	37	37	-	-	-	-	-
Q861	Hospital activities	22	22	-	-	-	-	-
Q862	Medical and dental practice activities	9	9	-	-	-	-	-
Q879	Other residential care activities, n.e.c.	s	s	s	s	s	s	s
Q889	Other social work activities without accommodation, n.e.c.	s	s	s	s	s	s	s
	VII - Central Visayas	51	49	-	-	-	-	1
Q861	Hospital activities	29	29	-	-	-	-	-
Q862	Medical and dental practice activities	11	10	-	-	-	-	1
Q869	Other human health activities	s	s	s	s	s	s	s
Q872	Residential care activities for mental retardation, mental health and substance abuse	s	s	s	s	s	s	s
Q879	Other residential care activities, n.e.c.	s	s	s	s	s	s	s
Q889	Other social work activities without accommodation, n.e.c.	6	5	-	-	-	-	-
	VIII - Eastern Visayas	12	12	-	-	-	-	-
Q861	Hospital activities	s	s	s	s	s	s	s
Q879	Other residential care activities, n.e.c.	s	s	s	s	s	s	s
	IX - Zamboanga Peninsula	17	17	-	-	-	-	-
Q861	Hospital activities	s	s	s	s	s	s	s
Q889	Other social work activities without accommodation, n.e.c.	s	s	s	s	s	s	s
	X - Northern Mindanao	37	37	-	-	-	-	-
Q861	Hospital activities	29	29	-	-	-	-	-
Q862	Medical and dental practice activities	5	5	-	-	-	-	-
Q872	Residential care activities for mental retardation, mental health and substance abuse	s	s	s	s	s	s	s
Q889	Other social work activities without accommodation, n.e.c.	s	s	s	s	s	s	s

Continued

TABLE 12a--Continued

2009 PSIC Code	Region/ Industry Description	Number of Reporting Establishments	Nationality with Highest Capital Participation Rate					
			Filipino	American	Australian	British	Chinese	German
		(1)	(2)	(3)	(4)	(5)	(6)	(7)
	<b>XI - Davao</b>	<b>37</b>	<b>37</b>	-	-	-	-	-
Q861	Hospital activities	24	24	-	-	-	-	-
Q862	Medical and dental practice activities	5	5	-	-	-	-	-
Q869	Other human health activities	s	s	s	s	s	s	s
Q872	Residential care activities for mental retardation, mental health and substance abuse	s	s	s	s	s	s	s
Q879	Other residential care activities, n.e.c.	s	s	s	s	s	s	s
Q889	Other social work activities without accommodation, n.e.c.	5	5	-	-	-	-	-
	<b>XII - SOCCSKSARGEN</b>	<b>32</b>	<b>32</b>	-	-	-	-	-
Q861	Hospital activities	27	27	-	-	-	-	-
Q862	Medical and dental practice activities	s	s	s	s	s	s	s
Q869	Other human health activities	s	s	s	s	s	s	s
Q889	Other social work activities without accommodation, n.e.c.	s	s	s	s	s	s	s
	<b>XIII - Caraga</b>	<b>11</b>	<b>11</b>	-	-	-	-	-
Q861	Hospital activities	s	s	s	s	s	s	s
Q862	Medical and dental practice activities	s	s	s	s	s	s	s
	<b>ARMM</b>	<b>3</b>	<b>3</b>	-	-	-	-	-
Q861	Hospital activities	3	3	-	-	-	-	-

Continued

TABLE 12a--Continued

2009 PSIC Code	Region/ Industry Description	Nationality with Highest Capital Participation Rate					
		Japanese	Korean	Malaysian	Singaporean	Taiwanese	Other Nationalities
		(8)	(9)	(10)	(11)	(12)	(13)
	<b>PHILIPPINES</b>	-	-	-	-	-	<b>2</b>
Q861	Hospital activities	-	-	-	-	-	-
Q862	Medical and dental practice activities	-	-	-	-	-	-
Q869	Other human health activities	-	-	-	-	-	-
Q871	Residential nursing care facilities	S	S	S	S	S	S
Q872	Residential care activities for mental retardation, mental health and substance abuse	-	-	-	-	-	-
Q873	Residential care activities for the elderly and disabled	S	S	S	S	S	S
Q879	Other residential care activities, n.e.c.	-	-	-	-	-	-
Q881	Social work activities without accommodation for the elderly and disabled	-	-	-	-	-	-
Q889	Other social work activities without accommodation, n.e.c.	-	-	-	-	-	<b>2</b>
	<b>NCR</b>	-	-	-	-	-	<b>1</b>
Q861	Hospital activities	-	-	-	-	-	-
Q862	Medical and dental practice activities	-	-	-	-	-	-
Q869	Other human health activities	-	-	-	-	-	-
Q871	Residential nursing care facilities }						
Q872	Residential care activities for mental retardation, mental health and substance abuse }	-	-	-	-	-	-
Q873	Residential care activities for the elderly and disabled }						
Q879	Other residential care activities, n.e.c.	-	-	-	-	-	-
Q881	Social work activities without accommodation for the elderly and disabled	-	-	-	-	-	-
Q889	Other social work activities without accommodation, n.e.c.	-	-	-	-	-	<b>1</b>
	<b>CAR</b>	-	-	-	-	-	-
Q861	Hospital activities	-	-	-	-	-	-
Q862	Medical and dental practice activities	S	S	S	S	S	S
Q879	Other residential care activities, n.e.c.	S	S	S	S	S	S
	<b>I - Ilocos</b>	-	-	-	-	-	-
Q861	Hospital activities	S	S	S	S	S	S
Q862	Medical and dental practice activities	S	S	S	S	S	S
Q873	Residential care activities for the elderly and disabled	S	S	S	S	S	S

Continued

TABLE 12a--Continued

2009 PSIC Code	Region/ Industry Description	Nationality with Highest Capital Participation Rate					
		Japanese	Korean	Malaysian	Singaporean	Taiwanese	Other Nationalities
		(8)	(9)	(10)	(11)	(12)	(13)
	<b>II - Cagayan Valley</b>	-	-	-	-	-	-
Q861	Hospital activities	S	S	S	S	S	S
Q862	Medical and dental practice activities	S	S	S	S	S	S
	<b>III - Central Luzon</b>	-	-	-	-	-	-
Q861	Hospital activities	-	-	-	-	-	-
Q862	Medical and dental practice activities	-	-	-	-	-	-
Q869	Other human health activities	S	S	S	S	S	S
Q879	Other residential care activities, n.e.c.	S	S	S	S	S	S
	<b>IVA - CALABARZON</b>	-	-	-	-	-	-
Q861	Hospital activities	-	-	-	-	-	-
Q862	Medical and dental practice activities	-	-	-	-	-	-
Q869	Other human health activities	-	-	-	-	-	-
Q871	Residential nursing care facilities	S	S	S	S	S	S
Q872	Residential care activities for mental retardation, mental health and substance abuse	S	S	S	S	S	S
Q879	Other residential care activities, n.e.c.	S	S	S	S	S	S
Q889	Other social work activities without accommodation, n.e.c.	S	S	S	S	S	S
	<b>MIMAROPA Region</b>	-	-	-	-	-	-
Q861	Hospital activities	-	-	-	-	-	-
Q879	Other residential care activities, n.e.c.	S	S	S	S	S	S
Q889	Other social work activities without accommodation, n.e.c.	S	S	S	S	S	S
	<b>V - Bicol</b>	-	-	-	-	-	-
Q861	Hospital activities	-	-	-	-	-	-
Q862	Medical and dental practice activities	S	S	S	S	S	S
Q872	Residential care activities for mental retardation, mental health and substance abuse	S	S	S	S	S	S
Q881	Social work activities without accommodation for the elderly and disabled	S	S	S	S	S	S
Q889	Other social work activities without accommodation, n.e.c.	-	-	-	-	-	-

Continued

TABLE 12a--Continued

2009 PSIC Code	Region/ Industry Description	Nationality with Highest Capital Participation Rate					
		Japanese	Korean	Malaysian	Singaporean	Taiwanese	Other Nationalities
		(8)	(9)	(10)	(11)	(12)	(13)
	<b>VI - Western Visayas</b>	-	-	-	-	-	-
Q861	Hospital activities	-	-	-	-	-	-
Q862	Medical and dental practice activities	-	-	-	-	-	-
Q879	Other residential care activities, n.e.c.	S	S	S	S	S	S
Q889	Other social work activities without accommodation, n.e.c.	S	S	S	S	S	S
	<b>VII - Central Visayas</b>	-	-	-	-	-	1
Q861	Hospital activities	-	-	-	-	-	-
Q862	Medical and dental practice activities	-	-	-	-	-	-
Q869	Other human health activities	S	S	S	S	S	S
Q872	Residential care activities for mental retardation, mental health and substance abuse	S	S	S	S	S	S
Q879	Other residential care activities, n.e.c.	S	S	S	S	S	S
Q889	Other social work activities without accommodation, n.e.c.	-	-	-	-	-	1
	<b>VIII - Eastern Visayas</b>	-	-	-	-	-	-
Q861	Hospital activities	S	S	S	S	S	S
Q879	Other residential care activities, n.e.c.	S	S	S	S	S	S
	<b>IX - Zamboanga Peninsula</b>	-	-	-	-	-	-
Q861	Hospital activities	S	S	S	S	S	S
Q889	Other social work activities without accommodation, n.e.c.	S	S	S	S	S	S
	<b>X - Northern Mindanao</b>	-	-	-	-	-	-
Q861	Hospital activities	-	-	-	-	-	-
Q862	Medical and dental practice activities	-	-	-	-	-	-
Q872	Residential care activities for mental retardation, mental health and substance abuse	S	S	S	S	S	S
Q889	Other social work activities without accommodation, n.e.c.	S	S	S	S	S	S

Continued

TABLE 12a--Concluded

2009 PSIC Code	Region/ Industry Description	Nationality with Highest Capital Participation Rate					
		Japanese	Korean	Malaysian	Singaporean	Taiwanese	Other Nationalities
		(8)	(9)	(10)	(11)	(12)	(13)
	<b>XI - Davao</b>	-	-	-	-	-	-
Q861	Hospital activities	-	-	-	-	-	-
Q862	Medical and dental practice activities	-	-	-	-	-	-
Q869	Other human health activities	S	S	S	S	S	S
Q872	Residential care activities for mental retardation, mental health and substance abuse	S	S	S	S	S	S
Q879	Other residential care activities, n.e.c.	S	S	S	S	S	S
Q889	Other social work activities without accommodation, n.e.c.	-	-	-	-	-	-
	<b>XII - SOCCSKSARGEN</b>	-	-	-	-	-	-
Q861	Hospital activities	-	-	-	-	-	-
Q862	Medical and dental practice activities	S	S	S	S	S	S
Q869	Other human health activities	S	S	S	S	S	S
Q889	Other social work activities without accommodation, n.e.c.	S	S	S	S	S	S
	<b>XIII - Caraga</b>	-	-	-	-	-	-
Q861	Hospital activities	S	S	S	S	S	S
Q862	Medical and dental practice activities	S	S	S	S	S	S
	<b>ARMM</b>	-	-	-	-	-	-
Q861	Hospital activities	-	-	-	-	-	-

# **Statistical Tables**

**for Establishments  
with Total Employment  
of Less Than 20**

**National Tables**





**TABLE 1b Summary Statistics for Human Health and Social Work Activities Establishments  
with Total Employment of Less than 20 by Industry Group: Philippines, 2017**

(Values are in thousand pesos, except for number of establishments and employment. Details may not add-up to total due to rounding and/or statistical disclosure control.)

2009 PSIC Code	Industry Description	Number of Establishments	Employment as of 15 November		Total Income	Expense		
			Total	Paid Employees		Total	Compensation	Other Expense
		(1)	(2)	(3)	(4)	(5)	(6)	(7)
<b>Q</b>	<b>Human Health and Social Work Activities</b>	<b>5,567</b>	<b>36,555</b>	<b>34,551</b>	<b>28,165,870</b>	<b>25,520,233</b>	<b>5,256,905</b>	<b>20,263,329</b>
Q861	Hospital activities	413	3,692	3,540	981,247	818,416	199,555	618,861
Q862	Medical and dental practice activities	4,491	27,714	26,035	21,246,466	19,291,200	4,078,921	15,212,278
Q869	Other human health activities	140	1,434	1,434	481,753	402,756	147,920	254,835
Q871	Residential nursing care facilities	s	s	s	s	s	s	s
Q872	Residential care activities for mental retardation, mental health and substance abuse	59	498	498	242,402	247,475	72,354	175,121
Q873	Residential care activities for the elderly and disabled	s	s	s	s	s	s	s
Q879	Other residential care activities, n.e.c.	80	607	478	269,110	258,210	71,252	186,959
Q881	Social work activities without accommodation for the elderly and disabled	9	52	47	32,422	26,114	7,418	18,697
Q889	Other social work activities without accommodation, n.e.c.	369	2,501	2,473	4,896,298	4,460,645	672,978	3,787,667

2009 PSIC Code	Industry Description	Value Added	Gross Additions to Tangible Fixed Assets	Change in Inventories	Subsidies	Sales from E-commerce
		(8)	(9)	(10)	(11)	(12)
<b>Q</b>	<b>Human Health and Social Work Activities</b>	<b>10,286,282</b>	<b>153,363</b>	<b>51,838</b>	<b>16,702</b>	<b>-</b>
Q861	Hospital activities	411,588	44,677	(1,739)	714	-
Q862	Medical and dental practice activities	7,966,361	90,638	46,280	-	-
Q869	Other human health activities	249,400	7,213	(1,566)	-	-
Q871	Residential nursing care facilities	s	s	s	s	s
Q872	Residential care activities for mental retardation, mental health and substance abuse	188,435	1,530	(29)	-	-
Q873	Residential care activities for the elderly and disabled	s	s	s	s	s
Q879	Other residential care activities, n.e.c.	104,243	1,165	6,093	5,539	-
Q881	Social work activities without accommodation for the elderly and disabled	14,443	1,482	16	1,800	-
Q889	Other social work activities without accommodation, n.e.c.	1,342,489	5,720	2,784	8,200	-

**TABLE 2b Number of Establishments and Employment by Type and Sex for Human Health and Social Work Activities Establishments  
with Total Employment of Less than 20 by Industry Group: Philippines, 2017**

*(Details may not add up to total due to rounding and/or statistical disclosure control)*

2009 PSIC Code	Industry Description	Number of Establishments	Employment as of 15 November					
			Total		Paid		Unpaid	
			Male	Female	Male	Female	Male	Female
			(1)	(2)	(3)	(4)	(5)	(6)
Q	Human Health and Social Work Activities	5,567	10,344	26,212	9,309	25,242	1,035	970
Q861	Hospital activities	413	1,977	1,715	1,974	1,566	3	149
Q862	Medical and dental practice activities	4,491	6,200	21,514	5,193	20,842	1,007	672
Q869	Other human health activities	140	364	1,071	364	1,071	-	-
Q871	Residential nursing care facilities	s	s	s	s	s	s	s
Q872	Residential care activities for mental retardation, mental health and substance abuse	59	220	279	220	279	-	-
Q873	Residential care activities for the elderly and disabled	s	s	s	s	s	s	s
Q879	Other residential care activities, n.e.c.	80	188	419	166	313	22	106
Q881	Social work activities without accommodation for the elderly and disabled	9	14	38	12	35	2	3
Q889	Other social work activities without accommodation, n.e.c.	369	1,360	1,142	1,360	1,113	-	28

**TABLE 2b.1 Number of Establishments and Research and Development (R&D) Personnel by Sex for Human Health and Social Work Activities Establishments with Total Employment of Less than 20 by Industry Group: Philippines, 2017**

*(Details may not add up to total due to rounding and/or statistical disclosure control)*

2009 PSIC Code	Industry Description	Number of Establishments	R & D Personnel as of 15 November		
			Total	Male	Female
		(1)	(2)	(3)	(4)
<b>Q</b>	<b>Human Health and Social Work Activities</b>	<b>5,567</b>	<b>179</b>	<b>-</b>	<b>179</b>
Q861	Hospital activities	413	-	-	-
Q862	Medical and dental practice activities	4,491	179	-	179
Q869	Other human health activities	140	-	-	-
Q871	Residential nursing care facilities	s	s	s	s
Q872	Residential care activities for mental retardation, mental health and substance abuse	59	-	-	-
Q873	Residential care activities for the elderly and disabled	s	s	s	s
Q879	Other residential care activities, n.e.c.	80	-	-	-
Q881	Social work activities without accommodation for the elderly and disabled	9	-	-	-
Q889	Other social work activities without accommodation, n.e.c.	369	-	-	-

**TABLE 3b Number of Establishments and Compensation by Type for Human Health and Social Work Activities Establishments  
with Total Employment of Less than 20 by Industry Group: Philippines, 2017**

*(Values are in thousand pesos, except for number of establishments. Details may not add-up to total due to rounding and/or statistical disclosure control.)*

2009 PSIC Code	Industry Description	Number of Establishments	Compensation			
			Total	Gross Salaries and Wages	Separation, Retirement/Terminal Pay, Gratuities, etc.	Total Employers' Contribution to SSS/GSIS, ECC, etc.
		(1)	(2)	(3)	(4)	(5)
<b>Q</b>	<b>Human Health and Social Work Activities</b>	<b>5,567</b>	<b>5,256,905</b>	<b>4,775,842</b>	<b>70,422</b>	<b>410,641</b>
Q861	Hospital activities	413	199,555	174,596	57	24,902
Q862	Medical and dental practice activities	4,491	4,078,921	3,752,673	21,607	304,641
Q869	Other human health activities	140	147,920	136,416	-	11,504
Q871	Residential nursing care facilities	s	s	s	s	s
Q872	Residential care activities for mental retardation, mental health and substance abuse	59	72,354	64,868	2,937	4,549
Q873	Residential care activities for the elderly and disabled	s	s	s	s	s
Q879	Other residential care activities, n.e.c.	80	71,252	64,616	1,463	5,173
Q881	Social work activities without accommodation for the elderly and disabled	9	7,418	5,906	922	590
Q889	Other social work activities without accommodation, n.e.c.	369	672,978	570,993	43,436	58,549

**TABLE 4b Number of Establishments and Income by Type for Human Health and Social Work Activities Establishments  
with Total Employment of Less than 20 by Industry Group: Philippines, 2017**

(Values are in thousand pesos, except for number of establishments. Details may not add-up to total due to rounding and/or statistical disclosure control.)

2009 PSIC Code	Industry Description	Number of Establishments	Income				
			Total	Income from Service Rendered	Commissions and Fees Earned	Income from Non-Industrial Services Done for Others	Sale of Goods
		(1)	(2)	(3)	(4)	(5)	(6)
Q	Human Health and Social Work Activities	5,567	28,165,870	20,221,887	5,265	395,156	2,742,847
Q861	Hospital activities	413	981,247	908,804	-	-	64,395
Q862	Medical and dental practice activities	4,491	21,246,466	18,670,987	-	3,211	2,428,655
Q869	Other human health activities	140	481,753	453,177	4,336	24,239	-
Q871	Residential nursing care facilities	s	s	s	s	s	s
Q872	Residential care activities for mental retardation, mental health and substance abuse	59	242,402	73,634	-	-	-
Q873	Residential care activities for the elderly and disabled	s	s	s	s	s	s
Q879	Other residential care activities, n.e.c.	80	269,110	105,989	-	1,872	-
Q881	Social work activities without accommodation for the elderly and disabled	9	32,422	-	929	105	455
Q889	Other social work activities without accommodation, n.e.c.	369	4,896,298	-	-	365,183	249,343

2009 PSIC Code	Industry Description	Income					
		Interest Income	Dividend Income	Royalty Income	Franchise Income	Grants and Donations	Other Income
		(7)	(8)	(9)	(10)	(11)	(12)
<b>Q</b>	<b>Human Health and Social Work Activities</b>	<b>121,720</b>	<b>231,474</b>	<b>-</b>	<b>-</b>	<b>3,639,777</b>	<b>807,743</b>
Q861	Hospital activities	213	-	-	-	7,442	394
Q862	Medical and dental practice activities	606	-	-	-	-	143,008
Q869	Other human health activities	-	-	-	-	-	-
Q871	Residential nursing care facilities	s	s	s	s	s	s
Q872	Residential care activities for mental retardation, mental health and substance abuse	2,082	-	-	-	166,632	53
Q873	Residential care activities for the elderly and disabled	s	s	s	s	s	s
Q879	Other residential care activities, n.e.c.	117	-	-	-	154,752	6,380
Q881	Social work activities without accommodation for the elderly and disabled	40	-	-	-	29,997	896
Q889	Other social work activities without accommodation, n.e.c.	118,661	231,474	-	-	3,274,815	656,821

**TABLE 4b.1 Number of Establishments and Income from Service Rendered by Type of Transaction for Human Health and Social Work Activities**  
**Establishments with Total Employment of Less than 20 by Industry Group: Philippines, 2017**

*(Values are in thousand pesos, except for number of establishments. Details may not add-up to total due to rounding and/or statistical disclosure control.)*

2009 PSIC Code	Industry Description	Number of Establishments	Income from Service Rendered		
			Total	Transactions Within the Country	Transactions Outside the Country
		(1)	(2)	(3)	(4)
<b>Q</b>	<b>Human Health and Social Work Activities</b>	<b>5,567</b>	<b>20,221,887</b>	<b>20,221,887</b>	<b>-</b>
Q861	Hospital activities	413	908,804	908,804	-
Q862	Medical and dental practice activities	4,491	18,670,987	18,670,987	-
Q869	Other human health activities	140	453,177	453,177	-
Q871	Residential nursing care facilities	s	s	s	s
Q872	Residential care activities for mental retardation, mental health and substance abuse	59	73,634	73,634	-
Q873	Residential care activities for the elderly and disabled	s	s	s	s
Q879	Other residential care activities, n.e.c.	80	105,989	105,989	-
Q881	Social work activities without accommodation for the elderly and disabled	9	-	-	-
Q889	Other social work activities without accommodation, n.e.c.	369	-	-	-

**TABLE 4b.3 Number of Establishments and Income from Non-Industrial Services Done for Others by Type for Human Health and Social Work Activities Establishments with Total Employment of Less than 20 by Industry Group: Philippines, 2017**

(Values are in thousand pesos, except for number of establishments. Details may not add-up to total due to rounding and/or statistical disclosure control.)

2009 PSIC Code	Industry Description	Number of Establishments	Income from Non-Industrial Services Done for Others		
			Total	Rent Income from Land	Rental Income from Buildings, Warehouses and Other Structures
		(1)	(2)	(3)	(4)
<b>Q</b>	<b>Human Health and Social Work Activities</b>	<b>5,567</b>	<b>395,156</b>	<b>-</b>	<b>37,140</b>
Q861	Hospital activities	413	-	-	-
Q862	Medical and dental practice activities	4,491	3,211	-	3,211
Q869	Other human health activities	140	24,239	-	24,239
Q871	Residential nursing care facilities	s	s	s	s
Q872	Residential care activities for mental retardation, mental health and substance abuse	59	-	-	-
Q873	Residential care activities for the elderly and disabled	s	s	s	s
Q879	Other residential care activities, n.e.c.	80	1,872	-	1,632
Q881	Social work activities without accommodation for the elderly and disabled	9	105	-	43
Q889	Other social work activities without accommodation, n.e.c.	369	365,183	-	8,015

2009 PSIC Code	Industry Description	Income from Non-Industrial Services Done for Others			
		Rental Income from Machinery and Transport Equipment	Rental Income from Office Equipment	Other Rental Income	Other Non-Industrial Services
		(5)	(6)	(7)	(8)
<b>Q</b>	<b>Human Health and Social Work Activities</b>	<b>-</b>	<b>-</b>	<b>-</b>	<b>358,016</b>
Q861	Hospital activities	-	-	-	-
Q862	Medical and dental practice activities	-	-	-	-
Q869	Other human health activities	-	-	-	-
Q871	Residential nursing care facilities	s	s	s	s
Q872	Residential care activities for mental retardation, mental health and substance abuse	-	-	-	-
Q873	Residential care activities for the elderly and disabled	s	s	s	s
Q879	Other residential care activities, n.e.c.	-	-	-	240
Q881	Social work activities without accommodation for the elderly and disabled	-	-	-	62
Q889	Other social work activities without accommodation, n.e.c.	-	-	-	357,168



**TABLE 4b.4 Number of Establishments and Other Income by Type for Human Health and Social Work Activities Establishments  
with Total Employment of Less than 20 by Industry Group: Philippines, 2017**

*(Values are in thousand pesos, except for number of establishments. Details may not add-up to total due to rounding and/or statistical disclosure control.)*

2009 PSIC Code	Industry Description	Number of Establishments	Other Income			
			Total	Foreign Exchange Gains	Gain from Sale of Investment and Marketable Securities	Others
		(1)	(2)	(3)	(4)	(5)
<b>Q</b>	<b>Human Health and Social Work Activities</b>	<b>5,567</b>	<b>807,743</b>	<b>40,135</b>	<b>1,081</b>	<b>766,527</b>
Q861	Hospital activities	413	394	-	-	394
Q862	Medical and dental practice activities	4,491	143,008	7	-	143,001
Q869	Other human health activities	140	-	-	-	-
Q871	Residential nursing care facilities	s	s	s	s	s
Q872	Residential care activities for mental retardation, mental health and substance abuse	59	53	53	-	-
Q873	Residential care activities for the elderly and disabled	s	s	s	s	s
Q879	Other residential care activities, n.e.c.	80	6,380	488	35	5,857
Q881	Social work activities without accommodation for the elderly and disabled	9	896	121	239	537
Q889	Other social work activities without accommodation, n.e.c.	369	656,821	39,465	807	616,549

**TABLE 5b Number of Establishments and Expense by Type for Human Health and Social Work Activities Establishments  
with Total Employment of Less than 20 by Industry Group: Philippines, 2017**

(Values are in thousand pesos, except for number of establishments. Details may not add-up to total due to rounding and/or statistical disclosure control.)

2009 PSIC Code	Industry Description	Number of Establishments	Expense					
			Total	Total Compensation	Materials and Supplies	Fuels, Lubricants, Oils and Greases	Electricity	Water
		(1)	(2)	(3)	(4)	(5)	(6)	(7)
Q	Human Health and Social Work Activities	5,567	25,520,233	5,256,905	2,725,081	315,594	979,976	217,840
Q861	Hospital activities	413	818,416	199,555	41,463	40,737	34,587	9,024
Q862	Medical and dental practice activities	4,491	19,291,200	4,078,921	2,255,184	258,741	825,056	182,075
Q869	Other human health activities	140	402,756	147,920	76,952	1,858	27,904	4,207
Q871	Residential nursing care facilities	s	s	s	s	s	s	s
Q872	Residential care activities for mental retardation, mental health and substance abuse	59	247,475	72,354	10,644	1,761	7,999	1,283
Q873	Residential care activities for the elderly and disabled	s	s	s	s	s	s	s
Q879	Other residential care activities, n.e.c.	80	258,210	71,252	32,884	6,080	8,739	3,330
Q881	Social work activities without accommodation for the elderly and disabled	9	26,114	7,418	2,406	330	666	279
Q889	Other social work activities without accommodation, n.e.c.	369	4,460,645	672,978	305,091	5,874	74,133	17,325

2009 PSIC Code	Industry Description	Expense						
		Industrial Services Done by Others	Non-Industrial Services Done by Others	Cost of Goods Sold	Interest Expense	Taxes on Products and Other Taxes on Production	Research and Development	Environmental Protection Expense
		(8)	(9)	(10)	(11)	(12)	(13)	(14)
<b>Q</b>	<b>Human Health and Social Work Activities</b>	<b>815,160</b>	<b>9,429,106</b>	<b>2,095,197</b>	<b>157,636</b>	<b>529,588</b>	<b>26,957</b>	<b>631</b>
Q861	Hospital activities	18,248	386,940	33,584	-	20,214	-	73
Q862	Medical and dental practice activities	572,055	7,160,759	1,896,492	107,641	481,463	26,957	90
Q869	Other human health activities	17,756	104,442	-	-	10,430	-	-
Q871	Residential nursing care facilities	s	s	s	s	s	s	s
Q872	Residential care activities for mental retardation, mental health and substance abuse	1,470	24,473	-	-	1,436	-	468
Q873	Residential care activities for the elderly and disabled	s	s	s	s	s	s	s
Q879	Other residential care activities, n.e.c.	11,647	88,343	-	166	660	-	-
Q881	Social work activities without accommodation for the elderly and disabled	1,608	11,149	304	-	91	-	-
Q889	Other social work activities without accommodation, n.e.c.	191,752	1,650,566	164,817	49,829	15,182	-	-

*Continued*

TABLE 5b--Concluded

2009 PSIC Code	Industry Description	Expense				
		Royalty Fee	Franchise Fee	Amortization	Depreciation	Other Expense
		(15)	(16)	(17)	(18)	(19)
<b>Q</b>	<b>Human Health and Social Work Activities</b>	-	4,864	12,958	1,304,508	1,648,233
Q861	Hospital activities	-	1,095	-	27,728	5,168
Q862	Medical and dental practice activities	-	3,769	12,796	1,172,259	256,941
Q869	Other human health activities	-	-	-	10,487	800
Q871	Residential nursing care facilities	\$	\$	\$	\$	\$
Q872	Residential care activities for mental retardation, mental health and substance abuse	-	-	161	7,824	117,601
Q873	Residential care activities for the elderly and disabled	\$	\$	\$	\$	\$
Q879	Other residential care activities, n.e.c.	-	-	-	16,162	18,948
Q881	Social work activities without accommodation for the elderly and disabled	-	-	-	543	1,319
Q889	Other social work activities without accommodation, n.e.c.	-	-	-	68,595	1,244,503

**TABLE 5b.2 Number of Establishments and Expense for Industrial Services Done by Others by Type for Human Health and Social Work Activities**  
**Establishments with Total Employment of Less than 20 by Industry Group: Philippines, 2017**

*(Values are in thousand pesos, except for number of establishments. Details may not add-up to total due to rounding and/or statistical disclosure control.)*

2009 PSIC Code	Industry Description	Number of Establishments	Industrial Services Done by Others		
			Total	Contract and Commission Work Done by Others	Repairs, Maintenance and Installation
		(1)	(2)	(3)	(4)
<b>Q</b>	<b>Human Health and Social Work Activities</b>	<b>5,567</b>	<b>815,160</b>	<b>-</b>	<b>815,160</b>
Q861	Hospital activities	413	18,248	-	18,248
Q862	Medical and dental practice activities	4,491	572,055	-	572,055
Q869	Other human health activities	140	17,756	-	17,756
Q871	Residential nursing care facilities	s	s	s	s
Q872	Residential care activities for mental retardation, mental health and substance abuse	59	1,470	-	1,470
Q873	Residential care activities for the elderly and disabled	s	s	s	s
Q879	Other residential care activities, n.e.c.	80	11,647	-	11,647
Q881	Social work activities without accommodation for the elderly and disabled	9	1,608	-	1,608
Q889	Other social work activities without accommodation, n.e.c.	369	191,752	-	191,752

**TABLE 5b.3 Number of Establishments and Expense for Non-Industrial Services Done by Others by Type for Human Health and Social Work Activities Establishments with Total Employment of Less than 20 by Industry Group: Philippines, 2017**

(Values are in thousand pesos, except for number of establishments. Details may not add-up to total due to rounding and/or statistical disclosure control.)

2009 PSIC Code	Industry Description	Number of Establishments	Non-Industrial Services Done by Others				
			Total	Rent Expense from Land	Rental Expense from Buildings, Warehouses and Other Structures	Rental Expense for Machinery and Transport Equipment	Rental Expense for Office Equipment
			(1)	(2)	(3)	(4)	(5)
Q	Human Health and Social Work Activities	5,567	9,429,106	30,265	3,616,961	179,628	240
Q861	Hospital activities	413	386,940	-	12,682	-	-
Q862	Medical and dental practice activities	4,491	7,160,759	28,465	3,468,830	179,628	-
Q869	Other human health activities	140	104,442	-	55,024	-	-
Q871	Residential nursing care facilities	s	s	s	s	s	s
Q872	Residential care activities for mental retardation, mental health and substance abuse	59	24,473	1,800	3,637	-	-
Q873	Residential care activities for the elderly and disabled	s	s	s	s	s	s
Q879	Other residential care activities, n.e.c.	80	88,343	-	2,275	-	240
Q881	Social work activities without accommodation for the elderly and disabled	9	11,149	-	2,359	-	-
Q889	Other social work activities without accommodation, n.e.c.	369	1,650,566	-	71,978	-	-

2009 PSIC Code	Industry Description	Non-Industrial Services Done by Others				
		Other Rental Expense	Communication Expense	Insurance Expense	Transport Service Expense	Other Non-Industrial Services Done by Others
		(7)	(8)	(9)	(10)	(11)
<b>Q</b>	<b>Human Health and Social Work Activities</b>	<b>164,197</b>	<b>391,663</b>	<b>128,735</b>	<b>64,212</b>	<b>4,853,205</b>
Q861	Hospital activities	-	3,885	2	7,968	362,403
Q862	Medical and dental practice activities	164,127	180,922	119,484	38,843	2,980,458
Q869	Other human health activities	-	5,768	278	344	43,027
Q871	Residential nursing care facilities	s	s	s	s	s
Q872	Residential care activities for mental retardation, mental health and substance abuse	-	2,300	623	198	15,915
Q873	Residential care activities for the elderly and disabled	s	s	s	s	s
Q879	Other residential care activities, n.e.c.	24	1,019	1,786	4,180	78,820
Q881	Social work activities without accommodation for the elderly and disabled	-	420	21	897	7,452
Q889	Other social work activities without accommodation, n.e.c.	46	196,956	6,513	11,782	1,363,292

**TABLE 5b.4 Number of Establishments and Cost of Goods Sold for Human Health and Social Work Activities Establishments  
with Total Employment of Less than 20 by Industry Group: Philippines, 2017**

*(Values are in thousand pesos, except for number of establishments. Details may not add-up to total due to rounding and/or statistical disclosure control.)*

2009 PSIC Code	Industry Description	Number of Establishments	Cost of Goods Sold			
			Total	Goods for Resale Inventories, Beginning	Goods Purchased for Resale	Goods for Resale Inventories, Ending
		(1)	(2)	(3)	(4)	(5)
Q	Human Health and Social Work Activities	5,567	2,095,197	632,561	2,158,464	695,829
Q861	Hospital activities	413	33,584	7,099	31,844	5,359
Q862	Medical and dental practice activities	4,491	1,896,492	615,475	1,961,483	680,466
Q869	Other human health activities	140	-	-	-	-
Q871	Residential nursing care facilities	s	s	s	s	s
Q872	Residential care activities for mental retardation, mental health and substance abuse	59	-	-	-	-
Q873	Residential care activities for the elderly and disabled	s	s	s	s	s
Q879	Other residential care activities, n.e.c.	80	-	-	-	-
Q881	Social work activities without accommodation for the elderly and disabled	9	304	358	319	374
Q889	Other social work activities without accommodation, n.e.c.	369	164,817	9,630	164,817	9,630

**TABLE 5b.5 Number of Establishments and Taxes on Products and Other Taxes on Production for Human Health and Social Work Activities Establishments with Total Employment of Less than 20 by Industry Group: Philippines, 2017**

*(Values are in thousand pesos, except for number of establishments. Details may not add-up to total due to rounding and/or statistical disclosure control.)*

2009 PSIC Code	Industry Description	Number of Establishments	Taxes on Products and Other Taxes on Production		
			Total	Taxes on Products	Other Taxes on Production
		(1)	(2)	(3)	(4)
<b>Q</b>	<b>Human Health and Social Work Activities</b>	<b>5,567</b>	<b>529,588</b>	<b>-</b>	<b>529,588</b>
Q861	Hospital activities	413	20,214	-	20,214
Q862	Medical and dental practice activities	4,491	481,463	-	481,463
Q869	Other human health activities	140	10,430	-	10,430
Q871	Residential nursing care facilities	s	s	s	s
Q872	Residential care activities for mental retardation, mental health and substance abuse	59	1,436	-	1,436
Q873	Residential care activities for the elderly and disabled	s	s	s	s
Q879	Other residential care activities, n.e.c.	80	660	-	660
Q881	Social work activities without accommodation for the elderly and disabled	9	91	-	91
Q889	Other social work activities without accommodation, n.e.c.	369	15,182	-	15,182

**TABLE 5b.6 Number of Establishments and Other Expense by Type for Human Health and Social Work Activities Establishments  
with Total Employment of Less than 20 by Industry Group: Philippines, 2017**

*(Values are in thousand pesos, except for number of establishments. Details may not add-up to total due to rounding and/or statistical disclosure control.)*

2009 PSIC Code	Industry Description	Number of Establishments	Other Expense						
			Total	Foreign Exchange Losses	Charitable Donations and Grants	Bad and Doubtful Debts	Loss from Sale of Investment Assets and Marketable Securities	Others	
			(1)	(2)	(3)	(4)	(5)	(6)	(7)
Q	Human Health and Social Work Activities	5,567	1,648,233	150	615,815	74,735		433	957,099
Q861	Hospital activities	413	5,168	-	1,472	-		-	3,695
Q862	Medical and dental practice activities	4,491	256,941	-	36,832	74,612		433	145,064
Q869	Other human health activities	140	800	-	-	-		-	800
Q871	Residential nursing care facilities	s	s	s	s	s		s	s
Q872	Residential care activities for mental retardation, mental health and substance abuse	59	117,601	-	111,986	-		-	5,616
Q873	Residential care activities for the elderly and disabled	s	s	s	s	s		s	s
Q879	Other residential care activities, n.e.c.	80	18,948	144	11,314	-		-	7,490
Q881	Social work activities without accommodation for the elderly and disabled	9	1,319	5	-	124		-	1,191
Q889	Other social work activities without accommodation, n.e.c.	369	1,244,503	1	453,171	-		-	791,331



**TABLE 6b Number of Establishments and Capital Expenditures by Type of Tangible Fixed Assets for Human Health and Social Work Activities Establishments with Total Employment of Less than 20 by Industry Group: Philippines, 2017**

(Values are in thousand pesos, except for number of establishments. Details may not add-up to total due to rounding and/or statistical disclosure control.)

2009 PSIC Code	Industry Description	Number of Establishments	Capital Expenditures for Tangible Fixed Assets				
			Total	Land	Buildings, Other Structures and Land Improvements	Transport Equipment	ICT Machinery and Equipment
		(1)	(2)	(3)	(4)	(5)	(6)
<b>Q</b>	<b>Human Health and Social Work Activities</b>	<b>5,567</b>	<b>156,206</b>	<b>820</b>	<b>100,216</b>	<b>4,452</b>	<b>9,489</b>
Q861	Hospital activities	413	44,677	-	40,436	-	-
Q862	Medical and dental practice activities	4,491	90,638	-	58,934	-	2,085
Q869	Other human health activities	140	7,213	-	-	-	447
Q871	Residential nursing care facilities	s	s	s	s	s	s
Q872	Residential care activities for mental retardation, mental health and substance abuse	59	4,200	-	-	3,520	680
Q873	Residential care activities for the elderly and disabled	s	s	s	s	s	s
Q879	Other residential care activities, n.e.c.	80	1,165	-	-	-	1,165
Q881	Social work activities without accommodation for the elderly and disabled	9	1,482	820	360	135	-
Q889	Other social work activities without accommodation, n.e.c.	369	5,892	-	-	760	5,112

2009 PSIC Code	Industry Description	Capital Expenditures for Tangible Fixed Assets				
		Specialized Industrial Machineries	General Industrial Machineries	Other Machinery and Equipment	Valuables	Other Tangible Fixed Assets
		(7)	(8)	(9)	(10)	(11)
<b>Q</b>	<b>Human Health and Social Work Activities</b>	<b>9,875</b>	<b>77</b>	<b>11</b>	<b>-</b>	<b>31,266</b>
Q861	Hospital activities	-	-	-	-	4,241
Q862	Medical and dental practice activities	3,649	-	-	-	25,971
Q869	Other human health activities	6,227	-	-	-	539
Q871	Residential nursing care facilities	s	s	s	s	s
Q872	Residential care activities for mental retardation, mental health and substance abuse	-	-	-	-	-
Q873	Residential care activities for the elderly and disabled	s	s	s	s	s
Q879	Other residential care activities, n.e.c.	-	-	-	-	-
Q881	Social work activities without accommodation for the elderly and disabled	-	77	11	-	79
Q889	Other social work activities without accommodation, n.e.c.	-	-	-	-	19

**TABLE 6b.2 Number of Establishments and Capital Expenditures for Tangible Fixed Assets by Mode of Acquisition for Human Health and Social Work Activities Establishments with Total Employment of Less than 20 by Industry Group: Philippines, 2017**

*(Values are in thousand pesos, except for number of establishments. Details may not add-up to total due to rounding and/or statistical disclosure control.)*

2009 PSIC Code	Industry Description	Number of Establishments	Capital Expenditures for Tangible Fixed Assets by Mode of Acquisition				
			Total	New Tangible Fixed Assets	Major Alterations and Improvements on Tangible Fixed Assets	Land and Used Tangible Fixed Assets	Tangible Fixed Assets Produced on Own Account
		(1)	(2)	(3)	(4)	(5)	(6)
Q	Human Health and Social Work Activities	5,567	156,206	113,820	40,922	1,464	-
Q861	Hospital activities	413	44,677	4,241	40,436	-	-
Q862	Medical and dental practice activities	4,491	90,638	90,638	-	-	-
Q869	Other human health activities	140	7,213	7,213	-	-	-
Q871	Residential nursing care facilities	s	s	s	s	s	s
Q872	Residential care activities for mental retardation, mental health and substance abuse	59	4,200	4,200	-	-	-
Q873	Residential care activities for the elderly and disabled	s	s	s	s	s	s
Q879	Other residential care activities, n.e.c.	80	1,165	1,165	-	-	-
Q881	Social work activities without accommodation for the elderly and disabled	9	1,482	18	-	1,464	-
Q889	Other social work activities without accommodation, n.e.c.	369	5,892	5,892	-	-	-

**TABLE 8b Number of Establishments and Gross Additions to Tangible Fixed Assets for Human Health and Social Work Activities Establishments with Total Employment of Less than 20 by Industry Group: Philippines, 2017**

*(Values are in thousand pesos, except for number of establishments. Details may not add-up to total due to rounding and/or statistical disclosure control.)*

2009 PSIC Code	Industry Description	Number of Establishments	Gross Additions to Tangible Fixed Assets	Capital Expenditures	Sale of Tangible Fixed Assets
		(1)	(2)	(3)	(4)
<b>Q</b>	<b>Human Health and Social Work Activities</b>	<b>5,567</b>	<b>153,363</b>	<b>156,206</b>	<b>2,843</b>
Q861	Hospital activities	413	44,677	44,677	-
Q862	Medical and dental practice activities	4,491	90,638	90,638	-
Q869	Other human health activities	140	7,213	7,213	-
Q871	Residential nursing care facilities	s	s	s	s
Q872	Residential care activities for mental retardation, mental health and substance abuse	59	1,530	4,200	2,670
Q873	Residential care activities for the elderly and disabled	s	s	s	s
Q879	Other residential care activities, n.e.c.	80	1,165	1,165	-
Q881	Social work activities without accommodation for the elderly and disabled	9	1,482	1,482	-
Q889	Other social work activities without accommodation, n.e.c.	369	5,720	5,892	173

**TABLE 8b.1 Number of Establishments and Sale of Tangible Fixed Assets by Type for Human Health and Social Work Activities Establishments with Total Employment of Less than 20 by Industry Group: Philippines, 2017**

*(Values are in thousand pesos, except for number of establishments. Details may not add-up to total due to rounding and/or statistical disclosure control.)*

2009 PSIC Code	Industry Description	Number of Establishments	Sale of Tangible Fixed Assets				
			Total	Land	Buildings, Other Structures and Land Improvements	Transport Equipment	ICT Machinery and Equipment
		(1)	(2)	(3)	(4)	(5)	(6)
Q	Human Health and Social Work Activities	5,567	2,843	-	-	2,843	-
Q861	Hospital activities	413	-	-	-	-	-
Q862	Medical and dental practice activities	4,491	-	-	-	-	-
Q869	Other human health activities	140	-	-	-	-	-
Q871	Residential nursing care facilities	s	s	s	s	s	s
Q872	Residential care activities for mental retardation, mental health and substance abuse	59	2,670	-	-	2,670	-
Q873	Residential care activities for the elderly and disabled	s	s	s	s	s	s
Q879	Other residential care activities, n.e.c.	80	-	-	-	-	-
Q881	Social work activities without accommodation for the elderly and disabled	9	-	-	-	-	-
Q889	Other social work activities without accommodation, n.e.c.	369	173	-	-	173	-

2009 PSIC Code	Industry Description	Sale of Tangible Fixed Assets				
		Specialized Industrial Machinery	General Industrial Machinery	Other Machinery and Equipment	Valuables	Other Tangible Fixed Assets
		(7)	(8)	(9)	(10)	(11)
Q	Human Health and Social Work Activities	-	-	-	-	-
Q861	Hospital activities	-	-	-	-	-
Q862	Medical and dental practice activities	-	-	-	-	-
Q869	Other human health activities	-	-	-	-	-
Q871	Residential nursing care facilities	s	s	s	s	s
Q872	Residential care activities for mental retardation, mental health and substance abuse	-	-	-	-	-
Q873	Residential care activities for the elderly and disabled	s	s	s	s	s
Q879	Other residential care activities, n.e.c.	-	-	-	-	-
Q881	Social work activities without accommodation for the elderly and disabled	-	-	-	-	-
Q889	Other social work activities without accommodation, n.e.c.	-	-	-	-	-

**TABLE 8b.2 Number of Establishments and Losses and Damages to Tangible Fixed Assets by Type for Human Health and Social Work Activities**  
**Establishments with Total Employment of Less than 20 by Industry Group: Philippines, 2017**

(Values are in thousand pesos, except for number of establishments. Details may not add-up to total due to rounding and/or statistical disclosure control.)

2009 PSIC Code	Industry Description	Number of Establishments	Losses and Damages				
			Total	Land	Buildings, Other Structures and Land Improvements	Transport Equipment	ICT Machinery and Equipment
		(1)	(2)	(3)	(4)	(5)	(6)
<b>Q</b>	<b>Human Health and Social Work Activities</b>	<b>5,567</b>	<b>316</b>	<b>-</b>	<b>-</b>	<b>-</b>	<b>316</b>
Q861	Hospital activities	413	-	-	-	-	-
Q862	Medical and dental practice activities	4,491	-	-	-	-	-
Q869	Other human health activities	140	-	-	-	-	-
Q871	Residential nursing care facilities	s	s	s	s	s	s
Q872	Residential care activities for mental retardation, mental health and substance abuse	59	316	-	-	-	316
Q873	Residential care activities for the elderly and disabled	s	s	s	s	s	s
Q879	Other residential care activities, n.e.c.	80	-	-	-	-	-
Q881	Social work activities without accommodation for the elderly and disabled	9	-	-	-	-	-
Q889	Other social work activities without accommodation, n.e.c.	369	-	-	-	-	-

2009 PSIC Code	Industry Description	Losses and Damages				
		Specialized Industrial Machinery	General Industrial Machinery	Other Machinery and Equipment	Valuables	Other Tangible Fixed Assets
		(7)	(8)	(9)	(10)	(11)
<b>Q</b>	<b>Human Health and Social Work Activities</b>	<b>-</b>	<b>-</b>	<b>-</b>	<b>-</b>	<b>-</b>
Q861	Hospital activities	-	-	-	-	-
Q862	Medical and dental practice activities	-	-	-	-	-
Q869	Other human health activities	-	-	-	-	-
Q871	Residential nursing care facilities	s	s	s	s	s
Q872	Residential care activities for mental retardation, mental health and substance abuse	-	-	-	-	-
Q873	Residential care activities for the elderly and disabled	s	s	s	s	s
Q879	Other residential care activities, n.e.c.	-	-	-	-	-
Q881	Social work activities without accommodation for the elderly and disabled	-	-	-	-	-
Q889	Other social work activities without accommodation, n.e.c.	-	-	-	-	-

**TABLE 9b Number of Establishments and Book Value of Tangible Fixed Assets by Type for Human Health and Social Work Activities Establishments with Total Employment of Less than 20 by Industry Group: Philippines, 2017**

(Values are in thousand pesos, except for number of establishments. Details may not add-up to total due to rounding and/or statistical disclosure control.)

2009 PSIC Code	Industry Description	Number of Establishments	Book Value of Tangible Fixed Assets as of 31 December				
			Total	Land	Buildings, Other Structures and Land Improvements	Transport Equipment	ICT Machinery and Equipment
			(1)	(2)	(3)	(4)	(5)
Q	Human Health and Social Work Activities	5,567	11,393,660	1,273,761	3,168,219	1,657,406	1,724,935
Q861	Hospital activities	413	1,235,229	111,750	763,261	139,278	1,304
Q862	Medical and dental practice activities	4,491	8,901,710	786,952	1,871,945	1,393,049	1,690,776
Q869	Other human health activities	140	118,698	-	21,188	-	3,343
Q871	Residential nursing care facilities	s	s	s	s	s	s
Q872	Residential care activities for mental retardation, mental health and substance abuse	59	80,915	15,831	25,363	6,985	2,199
Q873	Residential care activities for the elderly and disabled	s	s	s	s	s	s
Q879	Other residential care activities, n.e.c.	80	475,067	280,864	158,746	21,747	1,525
Q881	Social work activities without accommodation for the elderly and disabled	9	2,711	1,214	784	289	102
Q889	Other social work activities without accommodation, n.e.c.	369	568,658	76,794	320,490	94,601	25,352

2009 PSIC Code	Industry Description	Book Value of Tangible Fixed Assets as of 31 December				
		Specialized Industrial Machinery	General Industrial Machinery	Other Machinery and Equipment	Valuables	Other Tangible Fixed Assets
		(7)	(8)	(9)	(10)	(11)
Q	Human Health and Social Work Activities	2,613,053	346,848	132,660	11,529	465,248
Q861	Hospital activities	189,667	5,823	126	7,300	16,721
Q862	Medical and dental practice activities	2,364,039	312,706	105,365	-	376,878
Q869	Other human health activities	59,154	9,799	17,763	4,229	3,222
Q871	Residential nursing care facilities	s	s	s	s	s
Q872	Residential care activities for mental retardation, mental health and substance abuse	19	101	9,343	-	21,074
Q873	Residential care activities for the elderly and disabled	s	s	s	s	s
Q879	Other residential care activities, n.e.c.	-	110	-	-	12,075
Q881	Social work activities without accommodation for the elderly and disabled	28	77	45	-	173
Q889	Other social work activities without accommodation, n.e.c.	55	17,982	18	-	33,366

**TABLE 10b Number of Establishments and Book Value of Intangible Assets by Type for Human Health and Social Work Activities Establishments with Total Employment of Less than 20 by Industry Group: Philippines, 2017**

*(Values are in thousand pesos, except for number of establishments. Details may not add-up to total due to rounding and/or statistical disclosure control.)*

2009 PSIC Code	Industry Description	Number of Establishments	Book Value of Intangible Assets as of 31 December					
			Total	Intangible Non-Produced Assets	Computer Software and Databases	Entertainment, Literary and Artistic Originals	Research and Development	Other Intangible Assets
		(1)	(2)	(3)	(4)	(5)	(6)	(7)
<b>Q</b>	<b>Human Health and Social Work Activities</b>	<b>5,567</b>	<b>858</b>	<b>-</b>	<b>858</b>	<b>-</b>	<b>-</b>	<b>-</b>
Q861	Hospital activities	413	-	-	-	-	-	-
Q862	Medical and dental practice activities	4,491	-	-	-	-	-	-
Q869	Other human health activities	140	-	-	-	-	-	-
Q871	Residential nursing care facilities	s	s	s	s	s	s	s
Q872	Residential care activities for mental retardation, mental health and substance abuse	59	858	-	858	-	-	-
Q873	Residential care activities for the elderly and disabled	s	s	s	s	s	s	s
Q879	Other residential care activities, n.e.c.	80	-	-	-	-	-	-
Q881	Social work activities without accommodation for the elderly and disabled	9	-	-	-	-	-	-
Q889	Other social work activities without accommodation, n.e.c.	369	-	-	-	-	-	-

**TABLE 11b Number of Establishments and Value of Inventories for Human Health and Social Work Activities Establishments  
with Total Employment of Less than 20 by Industry Group: Philippines, 2017**

(Values are in thousand pesos, except for number of establishments. Details may not add-up to total due to rounding and/or statistical disclosure control.)

2009 PSIC Code	Industry Description	Number of Establishments	Value of Inventories as of 1 January					
			Total	Materials and Supplies	Fuels, Lubricants, Oils and Greases	Goods for Resale	Real Estate for Sale	Other Inventories
			(1)	(2)	(3)	(4)	(5)	(6)
Q	Human Health and Social Work Activities	5,567	795,118	155,288	7,268	632,561	-	
Q861	Hospital activities	413	7,099	-	-	7,099	-	
Q862	Medical and dental practice activities	4,491	767,996	145,253	7,268	615,475	-	
Q869	Other human health activities	140	3,518	3,518	-	-	-	
Q871	Residential nursing care facilities	s	s	s	s	s	s	
Q872	Residential care activities for mental retardation, mental health and substance abuse	59	82	82	-	-	-	
Q873	Residential care activities for the elderly and disabled	s	s	s	s	s	s	
Q879	Other residential care activities, n.e.c.	80	1,215	1,215	-	-	-	
Q881	Social work activities without accommodation for the elderly and disabled	9	358	-	-	358	-	
Q889	Other social work activities without accommodation, n.e.c.	369	14,851	5,221	-	9,630	-	

2009 PSIC Code	Industry Description	Value of Inventories as of 31 December					
		Total	Materials and Supplies	Fuels, Lubricants, Oils and Greases	Goods for Resale	Real Estate for Sale	Other Inventories
		(8)	(9)	(10)	(11)	(12)	(13)
Q	Human Health and Social Work Activities	846,956	142,752	8,375	695,829	-	
Q861	Hospital activities	5,359	-	-	5,359	-	
Q862	Medical and dental practice activities	814,275	125,434	8,375	680,466	-	
Q869	Other human health activities	1,952	1,952	-	-	-	
Q871	Residential nursing care facilities	s	s	s	s	s	
Q872	Residential care activities for mental retardation, mental health and substance abuse	53	53	-	-	-	
Q873	Residential care activities for the elderly and disabled	s	s	s	s	s	
Q879	Other residential care activities, n.e.c.	7,308	7,308	-	-	-	
Q881	Social work activities without accommodation for the elderly and disabled	374	-	-	374	-	
Q889	Other social work activities without accommodation, n.e.c.	17,635	8,005	-	9,630	-	



**TABLE 12b Number of Reporting Establishments and Nationality with Highest Capital Participation Rate as of 31 December for Human Health and Social Work Activities Establishments with Total Employment of Less than 20 by Industry Group: Philippines, 2017**

*(An establishment with equal capital participation rate may be reported several times)*

2009 PSIC Code	Industry Description	Number of Reporting Establishments	Nationality with Highest Capital Participation Rate					
			Filipino	American	Australian	British	Chinese	German
		(1)	(2)	(3)	(4)	(5)	(6)	(7)
<b>Q</b>	<b>Human Health and Social Work Activities</b>	<b>131</b>	<b>130</b>	<b>-</b>	<b>1</b>	<b>-</b>	<b>-</b>	<b>-</b>
Q861	Hospital activities	13	13	-	-	-	-	-
Q862	Medical and dental practice activities	50	50	-	-	-	-	-
Q869	Other human health activities	6	6	-	-	-	-	-
Q871	Residential nursing care facilities	s	s	s	s	s	s	s
Q872	Residential care activities for mental retardation, mental health and substance abuse	9	9	-	-	-	-	-
Q873	Residential care activities for the elderly and disabled	s	s	s	s	s	s	s
Q879	Other residential care activities, n.e.c.	18	17	-	1	-	-	-
Q881	Social work activities without accommodation for the elderly and disabled	7	7	-	-	-	-	-
Q889	Other social work activities without accommodation, n.e.c.	22	22	-	-	-	-	-

2009 PSIC Code	Industry Description	Nationality with Highest Capital Participation Rate					
		Japanese	Korean	Malaysian	Singaporean	Taiwanese	Other Nationalities
		(8)	(9)	(10)	(11)	(12)	(13)
<b>Q</b>	<b>Human Health and Social Work Activities</b>	<b>-</b>	<b>-</b>	<b>-</b>	<b>-</b>	<b>-</b>	<b>-</b>
Q861	Hospital activities	-	-	-	-	-	-
Q862	Medical and dental practice activities	-	-	-	-	-	-
Q869	Other human health activities	-	-	-	-	-	-
Q871	Residential nursing care facilities	s	s	s	s	s	s
Q872	Residential care activities for mental retardation, mental health and substance abuse	-	-	-	-	-	-
Q873	Residential care activities for the elderly and disabled	s	s	s	s	s	s
Q879	Other residential care activities, n.e.c.	-	-	-	-	-	-
Q881	Social work activities without accommodation for the elderly and disabled	-	-	-	-	-	-
Q889	Other social work activities without accommodation, n.e.c.	-	-	-	-	-	-

# Appendices



**Appendix 1**  
**2017 Annual Survey of Philippine Business and Industry Questionnaire**  
**(ASPBI Form No. 7)**



REPUBLIC OF THE PHILIPPINES  
**PHILIPPINE STATISTICS AUTHORITY**

ASPBI Form 7  
 PSA Approval No. PSA-1812-07  
 Expires 31 March 2019

**2017 ANNUAL SURVEY OF PHILIPPINE BUSINESS AND INDUSTRY**

**BUSINESS AND SERVICES**

January – December 2017

Dear Sir/Madam:

The Philippine Statistics Authority (PSA) is conducting the **2017 Annual Survey of Philippine Business and Industry (ASPBI)**. The **2017 ASPBI** will provide key measures on the levels, structure, performance and trends of businesses and industries that will be used for planning and policy formulation by the government and private sectors.

This Office is authorized to collect information from businesses and industries under **Republic Act No. 10625 (RA 10625)**. *Section 27* of the same law obliges the establishments to provide required data. The information collected shall be kept strictly confidential and shall not be used for purposes of taxation, investigation or regulation as provided under *Article 55* of the Implementing Rules and Regulations of **RA 10625**.

We appreciate your utmost cooperation by accomplishing this questionnaire and providing PSA with a copy of the 2017 Financial Statement of your establishment. You may also accomplish the questionnaire online at PSA website (<https://aspbi.psa.gov.ph>).

Thank you very much.

*Lisa Grace S. Bersales*  
**LISA GRACE S. BERSALES, Ph.D.**  
 Undersecretary  
 National Statistician and Civil Registrar General

For inquiries, contact:

\_\_\_\_\_  
 Telephone Number: \_\_\_\_\_  
 E-mail Address: \_\_\_\_\_  
 \_\_\_\_\_  
 or [esss-rcu@psa.gov.ph](mailto:esss-rcu@psa.gov.ph)

FOR PSA USE ONLY															
FN		QN	QS	QR	ECN										
IND				PROV-MUN				BGY			SZ	LO	EO		

Page 2	PLEASE ENTER ON THE APPROPRIATE SPACE OR BOX THE DATA REQUESTED.	2017 ASPBI F7
--------	--	---------------

**GENERAL INSTRUCTIONS**

- ⇒ Provide best estimates if exact figures are not available in your records. Indicate N.A. for items not applicable.
- ⇒ Refer to the relevant explanatory notes and definitions provided in specific items when providing responses for each item.
- ⇒ Include only Philippine-based activities, including imports and exports, of this establishment.
- ⇒ Mark (✓) only one box, unless instructed otherwise.

**GENERAL INFORMATION ABOUT THIS ESTABLISHMENT**

**1. Business and Registered Name in 2017, Business Address, Company Website and Establishment Tax Identification Number (TIN)**

**A. Business Name:** \_\_\_\_\_

**B. Registered Name:** \_\_\_\_\_

**C. Business Address:** \_\_\_\_\_

Do Not Fill (For PSA Use Only)					
PROV	MUN	BGY			

**D. Company Website:** \_\_\_\_\_

**E. Establishment TIN:** \_\_\_\_\_

<p><b>2. Economic Activity or Business in 2017</b></p> <p>⇒ Describe in detail the main and other activities of this establishment.</p> <p><b>A. Main Activity</b> <i>(Refers to the activity that contributes the biggest or major portion of the gross income or revenue of this establishment.)</i></p> <table border="1" style="float: right; margin-left: 20px;"> <tr> <td colspan="6" style="text-align: center;">DO NOT FILL (For PSA Use Only)</td> </tr> <tr> <td style="width: 20%;">2009 PSIC</td> <td style="width: 20%;"></td> <td style="width: 20%;"></td> <td style="width: 20%;"></td> <td style="width: 20%;"></td> <td style="width: 20%;"></td> </tr> </table> <p>_____</p> <p><b>A.1. Major products/goods produced or sold or type of service rendered</b> <i>Specify:</i></p> <p>_____</p> <p><b>A.2. For establishments engaged in Business Process Management (BPM), please specify the kind of BPM activity:</b></p> <p>_____</p> <p><b>B. Secondary/Other Activities</b> <i>(Refer to activities carried out by this establishment in addition to the main activity and in which the output, like that of the main activity, must be suitable for delivery outside this establishment.)</i></p> <table border="1" style="float: right; margin-left: 20px;"> <tr> <td colspan="6" style="text-align: center;">DO NOT FILL (For PSA Use Only)</td> </tr> <tr> <td style="width: 20%;">2009 PSIC</td> <td style="width: 20%;"></td> <td style="width: 20%;"></td> <td style="width: 20%;"></td> <td style="width: 20%;"></td> <td style="width: 20%;"></td> </tr> </table> <p>_____</p>	DO NOT FILL (For PSA Use Only)						2009 PSIC						DO NOT FILL (For PSA Use Only)						2009 PSIC						<p>LN NO</p> <p>01</p> <p>02</p> <p>03</p> <p>04</p>
DO NOT FILL (For PSA Use Only)																									
2009 PSIC																									
DO NOT FILL (For PSA Use Only)																									
2009 PSIC																									

**3. Year Started Operation**

⇒ Indicate the year when this establishment started operation regardless of its location in the Philippines.

--	--	--	--

**4. Legal Organization in 2017**

⇒ Mark (✓) the box corresponding to the best description of this establishment.

1 <input type="checkbox"/> Single Proprietorship	5 <input type="checkbox"/> Non-stock, Non-profit Corporation
2 <input type="checkbox"/> Partnership	6 <input type="checkbox"/> Cooperative
3 <input type="checkbox"/> Government Corporation	7 <input type="checkbox"/> Others, <i>specify:</i> _____
4 <input type="checkbox"/> Stock Corporation	

Continued on Page 3

### GENERAL INFORMATION ABOUT THIS ESTABLISHMENT (cont.)

#### 5. Economic Organization in 2017

⇒ Mark (✓) the box corresponding to the best description of this establishment.

- 1 ☐ Single Establishment
- 2 ☐ Branch only  
⇒ Provide details of Main Office below
- 3 ☐ Establishment and main office  
(both located in the same address and with branches elsewhere)  
⇒ Provide details of branches in Item 21
- 4 ☐ Main Office only  
⇒ Provide details of branches in Item 21
- 5 ☐ Ancillary unit other than Main Office  
⇒ Provide details of Main Office below

**Single Establishment** is an establishment which has neither branch nor main office. It may have ancillary unit/s other than main office, located elsewhere.

**Branch** is an establishment which has a separate main office located elsewhere.

**Main office** is the unit which controls, supervises and directs one or more establishments of an enterprise.

**Ancillary unit** is the unit that operates primarily or exclusively for a related establishment or group of related establishments or its parent establishment and provides services that supports those establishments.

#### A. Registered Name of Main Office

\_\_\_\_\_

\_\_\_\_\_

DO NOT FILL (For PSA Use Only)											
ECN											

#### B. Address of Main Office

\_\_\_\_\_

\_\_\_\_\_

PROV		MUN		BGY	

#### C. Contact Person in Main Office

- (1) Name \_\_\_\_\_ (4) Fax No. \_\_\_\_\_
- (2) Title/Designation \_\_\_\_\_ (5) E-mail Address \_\_\_\_\_
- (3) Tel. No. \_\_\_\_\_

#### 6. Capital Participation as of 31 December 2017

⇒ Indicate the percent share of the stockholders by nationality.

**Capital participation** refers to the claims of foreign and/or local investors against capital/equity.

- |                     |                   |                                   |
|---------------------|-------------------|-----------------------------------|
| 1 Filipino _____%   | 5 Chinese _____%  | 9 Malaysian _____%                |
| 2 American _____%   | 6 German _____%   | 10 Singaporean _____%             |
| 3 Australian _____% | 7 Japanese _____% | 11 Taiwanese _____%               |
| 4 British _____%    | 8 Korean _____%   | 12 Others, <b>specify:</b> _____% |

Continued on Page 4



Page 4	PLEASE ENTER ON THE APPROPRIATE SPACE OR BOX THE DATA REQUESTED.	2017 ASPBI F7
--------	--	---------------

EMPLOYMENT

**7. Employment as of 15 November 2017**

***Paid employees** are all full-time and part-time employees working in or for the establishment and receiving regular pay, as well as those working away from this establishment and paid by and under the control of this establishment.*

**INCLUDE:**

- ✓ Employees on sick or maternity leave
- ✓ Employees on paid vacation or holiday
- ✓ Employees on strike
- ✓ Directors of corporations working for pay
- ✓ Executives/managers and other officers of the same category
- ✓ Working owners receiving regular pay
- ✓ Apprentices and learners receiving regular pay
- ✓ Persons hired only during peak seasons
- ✓ Any other employee receiving regular pay not reported above

**EXCLUDE:**

- Directors paid solely for their attendance at meetings of Board of Directors
- Consultants
- Workers on indefinite leave
- Working owners who do not receive regular pay
- Homeworkers
- Workers receiving commissions only
- Other workers not in the payroll of this establishment

***Unpaid workers** are working owners who do not receive regular pay, apprentices and learners without regular pay, and persons working for at least 1/3 of the working time normal to this establishment without regular pay.*

**EXCLUDE:** Silent or inactive business partners

Type of Employment	Male (1)	Female (2)	Total (3)	LN NO
a. Paid Employees				01
b. Unpaid Workers				02
c. <b>Total</b> (sum of a and b)				03

RESEARCH AND DEVELOPMENT (R&D) PERSONNEL

**8. R&D Personnel as of 15 November 2017**

***Research and Development (R&D)** refers to creative work undertaken as a systematic basis in order to increase the stock of knowledge, including knowledge of man, culture and society, and the use of this stock of knowledge to devise new applications.*

***R&D personnel** are all persons employed directly on R&D as well as those providing direct services such as R&D managers, administrators and clerical staff. R&D personnel are classified into three categories: researchers, technicians and other personnel involved in R&D.*

	Male (1)	Female (2)	Total (3)	LN NO
R&D Personnel				01

PRODUCTION/CONSTRUCTION WORKERS AND HOURS WORKED

**9. Number of Production/Construction Workers as of 15 November 2017 (Not Applicable)**

**10. Total Hours Worked by Production/Construction Workers in 2017 (Not Applicable)**

Continued on Page 5

2017 ASPBI F7		PLEASE ENTER ON THE APPROPRIATE SPACE OR BOX THE DATA REQUESTED.	Page 5
<b>INCOME AND EXPENSE ACCOUNT</b>			
<b>11. Income in 2017</b>			
<b>TYPE OF INCOME</b>		<b>VALUE IN PESOS</b> (Omit centavos)	<b>LN NO</b>
a. Income from service rendered (sum of 1 and 2) <b>Specify:</b> _____			01
1. Income from transactions within the country			02
2. Total income from transactions outside the country ⇒ Indicate the <b>top five countries</b> with the highest percentage share of income from transactions outside the country to total			03
a) _____ %			04
b) _____ %			05
c) _____ %			06
d) _____ %			07
e) _____ %			08
<b>Total</b> _____ %			09
b. Real estate sales (Real estate sales for land, residential and non-residential buildings, memorial lots and columbarium vaults.)			10
c. Commissions and fees earned			11
d. Income from renting and leasing services of real estate properties (For real estate activities)			12
e. Income from non-industrial service done for others (sum of 1 to 6)			13
1. Rent income from land			14
2. Rental income from building, warehouses and other structures			15
3. Rental income from machinery and transport equipment			16
4. Rental income from office equipment			17
5. Other rental income, <b>specify:</b> _____			18
6. Other non-industrial service done for others (sum of a and b) <b>Specify:</b>			19
a) _____			20
b) _____			21
f. Sale of goods (Income from goods sold in similar condition as purchased.)			22
g. Interest income ( <b>INCLUDE:</b> Interest on finance leases; earnings on discounted bills; Interest from deposits in banks and other financial institutions; Interest/discounts on loans, deposit, financing, bonds, money market, etc.)			23
h. Dividend income			24
i. Royalty income (Income received for trademarks, copyrights and patents or secrecy.)			25
j. Franchise income (Income received for license to make, distribute or sell a product or service.)			26

Continued on Page 6



Page 6	PLEASE ENTER ON THE APPROPRIATE SPACE OR BOX THE DATA REQUESTED.	2017 ASPBI F7
<b>INCOME AND EXPENSE ACCOUNT (cont.)</b>		
<b>11. Income in 2017</b>		
<b>TYPE OF INCOME</b>	<b>VALUE IN PESOS</b> (Omit centavos)	<b>LN NO</b>
k. Grants and donations ( <i>INCLUDE: Donations from abroad</i> )		27
l. Other income (sum of 1 to 3)		28
1. Foreign exchange gains		29
2. Gain from sale of investment and marketable securities		30
3. Others (sum of a to c) <i>Specify:</i>		31
a) _____		32
b) _____		33
c) _____		34
m. Total Income (sum of a to f)		35
<b>12. Subsidies Received from the Government in 2017</b> <i>Subsidies refer to special grants received from the government in the form of financial assistance or tax exemption or tax privilege to aid and develop an industry.</i> <i>INCLUDE:</i> <ul style="list-style-type: none"> <li>✓ Price support and price discount</li> <li>✓ Interest rate subsidy</li> <li>✓ Import subsidies</li> <li>✓ Direct subsidies on export</li> <li>✓ Subsidies resulting from multiple exchange rate</li> <li>✓ Subsidies to public corporations and quasi-corporations</li> <li>✓ Subsidies on products used domestically</li> <li>✓ Subsidies on payroll or workforce</li> <li>✓ Subsidies to reduce pollution</li> </ul>	<b>VALUE IN PESOS</b> (Omit centavos)	<b>LN NO</b>
		01
<b>13. Expense in 2017</b>		
<b>TYPE OF EXPENSE</b>	<b>VALUE IN PESOS</b> (Omit centavos)	<b>LN NO</b>
a. Total Compensation (sum of 1 to 3)		01
1. Gross salaries and wages (Refers to payment in cash or in kind prior to any deductions for employee's contributions to SSS/GSIS, withholding tax, etc.)		02
2. Separation/retirement/terminal pay, gratuities, etc.		03
3. Total employers contribution to SSS/GSIS, ECC, etc. ( <i>INCLUDE: Employer's contribution paid by this establishment to SSS/GSIS, Employees Compensation Commission (ECC), PhilHealth, PAG-IBIG, etc.</i> )		04
b. Materials and supplies ( <i>INCLUDE: Office supplies; wrapping and packing materials; small tools and materials for repairs and maintenance; nondurable tools; working clothes; and other supplies.</i> )		05
c. Real estate sold ( <i>For real estate activities; sum of 1 and 2 less 3</i> )		06
1. Real estate for sale inventories, beginning		07
2. Real estate purchased for sale		08
3. Real estate for sale inventories, ending		09
d. Fuels, lubricants, oils and greases		10

Continued on Page 7

2017 ASPBI F7		PLEASE ENTER ON THE APPROPRIATE SPACE OR BOX THE DATA REQUESTED.	Page 7
<b>INCOME AND EXPENSE ACCOUNT (cont.)</b>			
<b>13. Expense in 2017</b>			
<b>TYPE OF EXPENSE</b>	<b>VALUE IN PESOS</b> (Omit centavos)	<b>LN</b>	<b>NO</b>
e. Electricity		11	
f. Water		12	
g. Industrial service done by others (sum of 1 and 2)		13	
1. Contract and commission work done by others		14	
2. Repairs, maintenance and installation		15	
h. Non-industrial service done by others (sum of 1 to 9)		16	
1. Rent expense for land		17	
2. Rental expense for buildings, warehouses and other structures		18	
3. Rental expense for machinery and transport equipment		19	
4. Rental expense for office equipment		20	
5. Other rental expense, <i>specify:</i> _____		21	
6. Communication expense		22	
7. Insurance expense		23	
8. Transport service expense ( <i>INCLUDE:</i> Stevedoring, forwarding and freight charges.)		24	
9. Other non-industrial service done by others ( <i>INCLUDE:</i> Transportation and representation expense; bank charges; professional, business and other service fees; advertising and promotional expense; management fee; janitorial, security and messengerial service fee; etc.)		25	
i. Cost of goods sold (sum of 1 and 2 less 3)		26	
1. Goods for resale inventories, beginning		27	
2. Goods purchased for resale (Acquisition cost of goods purchased for resale without transformation or processing.)		28	
3. Goods for resale inventories, ending		29	
j. Interest expense (Interest paid for loans obtained from banks and other financial institutions.)		30	
k. Taxes on products and other taxes on production (sum of 1 and 2)		31	
1. Taxes on products (Taxes paid on products by the producer or by the purchaser of the product. <i>INCLUDE:</i> Import tax, excise tax, value added tax, sales tax, gross receipts tax, etc.)		32	
2. Other taxes on production (Taxes paid by the producer due to production. <i>INCLUDE:</i> Business licenses, real estate tax, road tax, environmental tax, etc. <i>EXCLUDE:</i> Income tax)		33	
l. Research and development (R&D) expense, <i>specify:</i> _____ (Amount spent on any systematic, scientific and creative work undertaken to increase the stock of knowledge and the use of this knowledge to create new or improved products, processes, services, and other applications. <i>EXCLUDE:</i> Market research, testing analysis for quality control, minor alterations to existing products, legal and administrative work in connection with patent applications; R&D capitalized.)		34	

Continued on Page 8

Page 8	PLEASE ENTER ON THE APPROPRIATE SPACE OR BOX THE DATA REQUESTED.	2017 ASPBI F7
<b>INCOME AND EXPENSE ACCOUNT (cont.)</b>		
<b>13. Expense in 2017</b>		
<b>TYPE OF EXPENSE</b>	<b>VALUE IN PESOS</b> (Omit centavos)	<b>LN NO</b>
m. Environmental protection expense (Amount spent for the prevention, reduction and elimination of pollution as well as any degradation of the environment such as environmental protection services like wastewater treatment, reforestation, etc.)		35
n. Royalty fee (Expense for trademarks, copyrights, patents or secrecy.)		36
o. Franchise fee (Expense made for license to make, distribute or sell a product or service.)		37
p. Payouts (Amount expended as prize in gambling and betting operations.)		38
q. Amortization		39
r. Depreciation		40
s. Other expense (sum of 1 to 5)		41
1. Foreign exchange losses		42
2. Charitable donations and grants		43
3. Bad and doubtful debts (Report net of bad debts recovered.)		44
4. Loss from sale of investment assets and marketable securities		45
5. Others (sum of a to c) <b>Specify:</b>		46
a) _____		47
b) _____		48
c) _____		49
t. <b>Total Expense</b> (sum of a to s)		50
<b>E-COMMERCE</b>	<b>PERCENT TO TOTAL INCOME</b>	<b>LN NO</b>
<b>14. Sales from E-Commerce Transactions in 2017</b>  <i>E-Commerce refers to the selling of products or services over electronic systems such as the Internet Protocol-based networks and other computer networks, Electronic Data Interchange (EDI) network, or other on-line system.</i>  <i>EXCLUDE: Orders received via telephone, facsimile or e-mails.</i>	_____ %	01

Continued on Page 9



2017 ASPBI F7	PLEASE ENTER ON THE APPROPRIATE SPACE OR BOX THE DATA REQUESTED.	Page 9
---------------	--	--------

CAPITAL EXPENDITURES AND BOOK VALUE OF TANGIBLE FIXED ASSETS, INCLUDING LOSSES AND DAMAGES

**15. Capital Expenditures, Sale and Book Value of Tangible Fixed Assets, Including Losses and Damages in 2017**

*Tangible Fixed Assets* refer to physical assets (tangible) acquired and for use of this establishment and expected to have a productive life of more than one year. These include land; buildings, other structures and land improvements; transport equipment; machinery and equipment; sub-soil assets; and other fixed assets.

**INCLUDE:**

- ✓ Tangible fixed assets received from other establishments belonging to the same enterprise as this establishment should be valued as though purchased.
- ✓ Delivery charges and installation cost, taxes and other necessary fees (import duties, registration fees, etc.).

**EXCLUDE:**

- Financing cost

*Capital expenditures for tangible fixed assets* refer to the full value of fixed assets acquired in 2017 whether or not full payments have been made.

*Sale of tangible fixed assets* refer to the actual amount received/realized (not book value) from the sale of fixed assets during the year including the value of fixed assets transferred to other establishments of the same enterprise.

*Losses and damages* refer to the decrease in the book value of tangible fixed assets, due to theft, major catastrophe, and other accidental destructions.

*Book value* refers to the initial or acquisition cost of tangible fixed assets less accumulated depreciation charges. Also include in Book Value as of 31 December the capital expenditures for the corresponding tangible fixed assets.

TYPE OF TANGIBLE FIXED ASSETS	VALUE IN PESOS (Omit centavos)					LN NO
	CAPITAL EXPENDITURES FOR TANGIBLE FIXED ASSETS		SALE OF TANGIBLE FIXED ASSETS	LOSSES AND DAMAGES	BOOK VALUE AS OF 31 DECEMBER 2017	
	TOTAL	PERCENT Directly Impaired				
	(1)	(2)	(3)	(4)	(5)	
a. Land						01
b. Buildings, other structures and land improvements (INCLUDE: Leasehold improvement; major repair; renovations and additions.)						02
c. Transport equipment (INCLUDE: Aircrafts; ships/vessels; trains; buses; cars; trucks; and other transport equipment.)						03
d. Machinery and equipment (sum of 1 to 4)						04
1. ICT machinery and equipment (INCLUDE: Computer and peripherals; telecommunications equipment and apparatus.)						05
2. Specialized industrial machinery (INCLUDE: Hospital equipment; aircraft launching gear; aircraft carrier catapults; bookbinding machinery and others.)						06
3. General industrial machinery and equipment (INCLUDE: Air-conditioning and refrigeration equipment; pumps and compressor; power generating equipment; electronic machinery and equipment other than telecommunications.)						07
4. Other machinery and equipment (INCLUDE: Amusement park equipment; professional and scientific and controlling instruments; photographic equipment and optical goods and others.)						08
e. Valuables (INCLUDE: Precious stones and metals; paintings; sculptures; antiques, etc.)						09
f. Other tangible fixed assets (INCLUDE: Furniture and fixtures and other fixed asset not specified above.)						10
<b>g. Total (sum of a to f)</b>						11

Continued on Page 10

Page 10	PLEASE ENTER ON THE APPROPRIATE SPACE OR BOX THE DATA REQUESTED.	2017 ASPBI F7
---------	--	---------------

<b>CAPITAL EXPENDITURES FOR ALL TANGIBLE FIXED ASSETS BY MODE OF ACQUISITION</b>		
<b>16. Capital Expenditures for All Tangible Fixed Assets by Mode of Acquisition in 2017</b>		
⇒ Report the full value of all tangible fixed assets <u>acquired in 2017</u> by mode of acquisition. Total in this item should be equal to the <b>Total</b> reported in Item 15 column 1.		
<p><i>New tangible fixed assets</i> refer to brand new tangible fixed assets acquired during the year, including directly/newly imported tangible fixed assets. <i>Directly/newly imported tangible fixed assets</i> are considered new whether or not they were used before they were imported.</p> <p><i>Major alterations and improvements on tangible fixed assets</i> are done to increase the performance or capacity of existing tangible fixed assets or to significantly extend their expected service lives.</p> <p><i>Used tangible fixed assets</i> refer to those that have been previously used within the country.</p> <p><i>Tangible fixed assets produced on own account</i> refer to the physical assets produced by the establishment for its own use. It should be valued as the cost of all work put in place including overhead cost.</p>		
MODE OF ACQUISITION	VALUE IN PESOS (Omit centavos)	LN NO
a. New tangible fixed assets		01
b. Major alteration and improvements on tangible fixed assets		02
c. Land and used tangible fixed assets		03
d. Tangible fixed assets produced on own account		04
e. <b>Total</b> (sum of a to d)		05

<b>CAPITAL EXPENDITURES AND BOOK VALUE FOR INTANGIBLE ASSETS</b>			
<b>17. Capital Expenditures and Book Value for Intangible Assets in 2017</b>			
⇒ Report the full value of all intangible fixed assets <u>acquired in 2017</u> and <u>book value as of 31 December 2017</u> .			
TYPE OF INTANGIBLE ASSETS	VALUE IN PESOS (Omit centavos)		LN NO
	CAPITAL EXPENDITURES (1)	BOOK VALUE AS OF 31 DECEMBER 2017 (2)	
a. Intangible non-produced assets ( <i>INCLUDE: Purchased goodwill, patents, trademarks, franchises, licenses, processes, and copyrights, leases and other transferable contract.</i> )			01
b. Computer software and databases ( <i>INCLUDE: Computer programs, systems and applications software purchased, computer software developed in-house, computer databases purchased, and computer databases developed in-house.</i> )			02
c. Entertainment, literary and artistic originals ( <i>INCLUDE: Original films, sound recordings, manuscripts, tapes, models, etc., on which drama performances, radio and television programming, musical performances, sporting events, literary and artistic output, etc., are recorded.</i> )			03
d. Research and development			04
e. Other intangible assets			05
f. <b>Total</b> (sum of a to e)			06

Continued on Page 11

Continued on Page 12



Page 12	PLEASE ENTER ON THE APPROPRIATE SPACE OR BOX THE DATA REQUESTED.	2017 ASPBI F7
---------	--	---------------

**22. Remarks**
**23. Certification**

I hereby certify that this report for the period \_\_\_\_\_ to \_\_\_\_\_ has been completed as accurately as the records of this establishment allow with the best estimates in some instances.

Name \_\_\_\_\_ Signature \_\_\_\_\_

Title/Designation \_\_\_\_\_ Date \_\_\_\_\_

**24. Contact Person**

Person to be contacted for queries regarding this form:

Name \_\_\_\_\_ Address \_\_\_\_\_

Title/Designation \_\_\_\_\_

Tel. No. \_\_\_\_\_ Fax. No. \_\_\_\_\_ E-mail Address \_\_\_\_\_

**THANK YOU FOR ACCOMPLISHING THIS FORM!**

**25. Processing Information: Do Not Fill (For PSA Use Only)**

Activity	Name	Signature	Number of Items with Errors	Date
<b>Field Office:</b>				
Distributed by				/ /
Collected by				/ /
Field Edited by				/ /
Manually Processed by				/ /
Machine Processed by				/ /
<b>Central Office:</b>				
Validated by				/ /
				/ /

### 2017 ASPBI Sampling Rate by Section, Industry Sub-class and Employment Stratum

Section Industry Sub-class	Sampling Rate by Employment Stratum				
	1-9	10-19	20-49	50-99	100 & OVER
<b>A - Agriculture, Forestry, and Fishing</b>	10%	15%	25%	50%	100%
<b>B - Mining and Quarrying</b>	100%	100%	100%	100%	100%
<b>C - Manufacturing</b>					
C19200 - Manufacture of refined petroleum products	100%	100%	100%	100%	100%
C19900 - Manufacture of other fuel products	100%	100%	100%	100%	100%
C23940 - Manufacture of cement	100%	100%	100%	100%	100%
C26110 - Manufacture of electronic valves and tubes	100%	100%	100%	100%	100%
C26120 - Manufacture of semi-conductor devices and other electronic components	100%	100%	100%	100%	100%
C26200 - Manufacture of computers and peripheral equipment and accessories	100%	100%	100%	100%	100%
C26300 - Manufacture of communication equipment	100%	100%	100%	100%	100%
C26400 - Manufacture of consumer electronics	100%	100%	100%	100%	100%
C26800 - Manufacture of magnetic and optical media	100%	100%	100%	100%	100%
Other Industry	10%	15%	25%	50%	100%
<b>D - Electricity, Gas, Steam, and Air Conditioning Supply</b>	100%	100%	100%	100%	100%
<b>E - Water Supply; Sewerage, Waste Management and Remediation Activities</b>	10%	15%	25%	50%	100%
<b>F - Construction</b>	10%	15%	25%	50%	100%
<b>G - Wholesale and Retail Trade; Repair of Motor Vehicles and Motorcycles</b>					
G46510 - Wholesale of computers, computer peripheral equipment and software	100%	100%	100%	100%	100%
G46521 - Wholesale of electronic valves and tubes	100%	100%	100%	100%	100%
G46522 - Wholesale of semi-conductor devices	100%	100%	100%	100%	100%
G46523 - Wholesale of micro-chips and integrated circuits	100%	100%	100%	100%	100%
G46524 - Wholesale of printed circuits	100%	100%	100%	100%	100%
G46526 - Wholesale of telephone and communications equipment including parts and accessories	100%	100%	100%	100%	100%
G46527 - Wholesale of blank audio and video tapes and diskettes, magnetic and optical disks (cds, dvds)	100%	100%	100%	100%	100%
Other Industry	10%	15%	25%	50%	100%
<b>H - Transport and Storage</b>	10%	15%	25%	50%	100%
<b>I - Accommodation and Food Service Activities</b>	10%	15%	25%	50%	100%
<b>J - Information and Communication</b>	100%	100%	100%	100%	100%
<b>K - Financial and Insurance Activities</b>					
K64200 - Activities of holding companies	100%	100%	100%	100%	100%
Other Industry	10%	15%	25%	50%	100%
<b>L - Real Estate Activities</b>	10%	15%	25%	50%	100%

Continued



### 2017 ASPBI Sampling Rate by Section, Industry Sub-class and Employment Stratum

Section Industry Sub-class	Sampling Rate by Employment Stratum				
	1-9	10-19	20-49	50-99	100 & OVER
<b>M - Professional, Scientific and Technical Activities</b>	10%	15%	25%	50%	100%
<b>N - Administrative and Support Service Activities</b>					
N78103 - On-line employment placement agencies	100%	100%	100%	100%	100%
N82211 - Customer relationship management activities	100%	100%	100%	100%	100%
N82212 - Sales and marketing (including telemarketing) activities	100%	100%	100%	100%	100%
N82219 - Other call centers activities (voice), n.e.c.	100%	100%	100%	100%	100%
N82221 - Finance and accounting activities	100%	100%	100%	100%	100%
N82222 - Human resources and training activities	100%	100%	100%	100%	100%
N82223 - Administrative support activities	100%	100%	100%	100%	100%
N82224 - Document processes activities	100%	100%	100%	100%	100%
N82225 - Payroll maintenance and other transaction processing activities	100%	100%	100%	100%	100%
N82226 - Medical transcription activities	100%	100%	100%	100%	100%
N82227 - Legal services activities	100%	100%	100%	100%	100%
N82228 - Supply chain management activities	100%	100%	100%	100%	100%
N82229 - Other back office operations activities, n.e.c.	100%	100%	100%	100%	100%
N82291 - Engineering outsourcing activities	100%	100%	100%	100%	100%
N82292 - Product development activities	100%	100%	100%	100%	100%
N82293 - Publishing outsourcing activities	100%	100%	100%	100%	100%
N82294 - Research and analysis activities	100%	100%	100%	100%	100%
N82295 - Intellectual property research and documentation activities	100%	100%	100%	100%	100%
N82296 - Security outsourcing activities	100%	100%	100%	100%	100%
N82299 - Other non-voice related activities, n.e.c.	100%	100%	100%	100%	100%
Other Industry	10%	15%	25%	50%	100%
<b>P - Education</b>	10%	15%	25%	50%	100%
<b>Q - Human Health and Social Work Activities</b>	10%	15%	25%	50%	100%
<b>R - Arts, Entertainment, and Recreation</b>	10%	15%	25%	50%	100%
<b>S - Other Service Activities</b>					
S95110 - Repair of computers and peripheral equipment	100%	100%	100%	100%	100%
S95120 - Repair of communications equipment	100%	100%	100%	100%	100%
S95210 - Repair of consumer electronics	100%	100%	100%	100%	100%
Other Industry	10%	15%	25%	50%	100%

For Inquiries:

## PHILIPPINE STATISTICS AUTHORITY

PSA Complex, East Avenue, Diliman, Quezon City, Philippines 1101

Tel. No. +63(2) 84626600 loc. 820 • Telefax No. +63(2) 84626600 loc. 839

E-mail address: [info@psa.gov.ph](mailto:info@psa.gov.ph) • [kmcd.staff@psa.gov.ph](mailto:kmcd.staff@psa.gov.ph)



Visit us on  
[www.psa.gov.ph](http://www.psa.gov.ph)



Like us on Facebook  
[/PhilippineStatisticsAuthority](https://www.facebook.com/PhilippineStatisticsAuthority)



Follow us on Twitter  
[@PSAgovph](https://twitter.com/PSAgovph)