

SPECIAL RELEASE

UPDATES ON PALAY, RICE AND CORN PRICES

FIFTH WEEK OF JUNE 2019

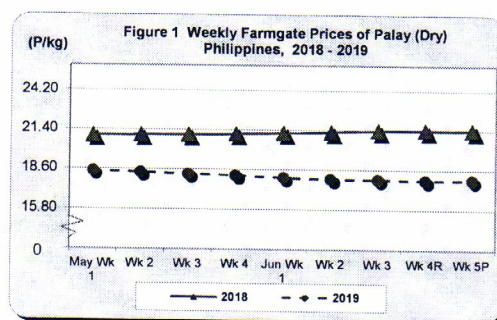
Date of Release: 12 July 2019

Reference No. 2019- 204

A. Farmgate Price of Palay

★ Farmgate price of palay picks up during the week

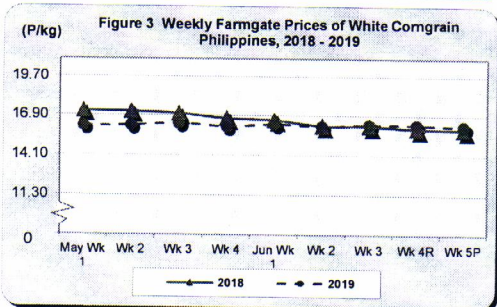
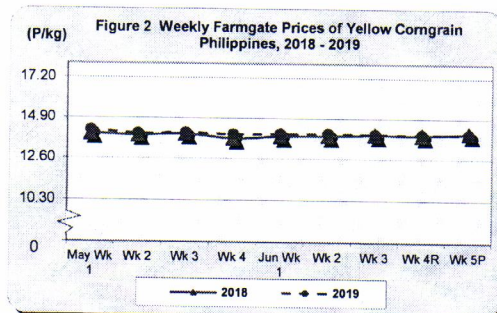
- The average farmgate price of palay slightly **increased** to P17.88/kg or by 0.2 percent during the period, compared with its previous week's level of P17.85/kg. Meanwhile, annually, it continued to **move downward** at an annual rate of 16.4 percent, from its level in the same week of the previous year of P21.39/kg (see Table 1).



B. Farmgate Prices of Yellow and White Corngrains

★ Farmgate price of yellow corngrain increases while that of white corngrain moves down during the period

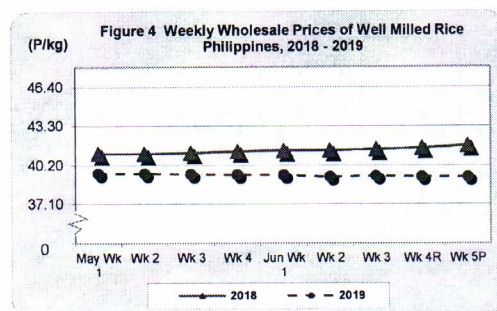
- On the average, the farmgate price of yellow corngrain **inched up** to P13.99/kg or by 0.1 percent this week, from previous week's level of P13.98/kg. On the other hand, it **decreased** at an annual rate of 0.4 percent this week, from its level of P14.05/kg in the same period of the previous year (see Table 2).
- The average farmgate price of white corngrain **dropped** to P16.13/kg or by 0.7 percent during the week, relative to its week ago level of P16.25/kg. However, it **went up** at a slower annual rate of 1.3 percent, from its level in the same period of previous year of P15.93/kg (see Table 2).



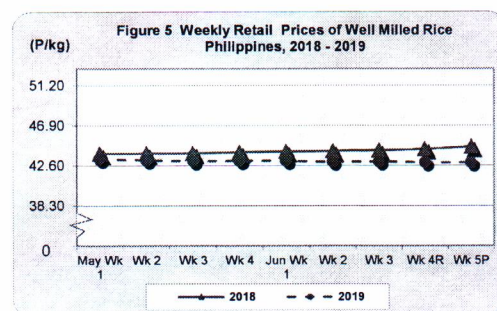
C. Wholesale and Retail Prices of Well Milled Rice (WMR)

★ Lower wholesale and retail prices of well milled rice are posted this week

➤ At the wholesale trade, the average price of well milled rice **dropped** to P39.28/kg or by 0.1 percent during the period, compared with its previous week's level of P39.30/kg. On an annual basis, it also **contracted** at a rate of 6.0 percent from its level of P41.78/kg in the same week of the previous year (see Table 1).



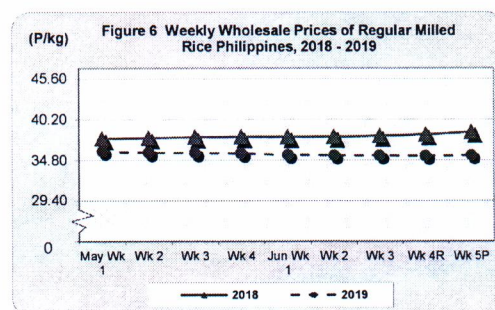
➤ The average retail price of well milled rice slightly **declined** to P42.91/kg or by 0.02 percent this week, relative to its level of P42.92/kg in the previous week. Likewise, annually, it still recorded a **downward trend** at an annual rate of 3.8 percent from the same period of previous year's level of P44.62/kg (see Table 1).



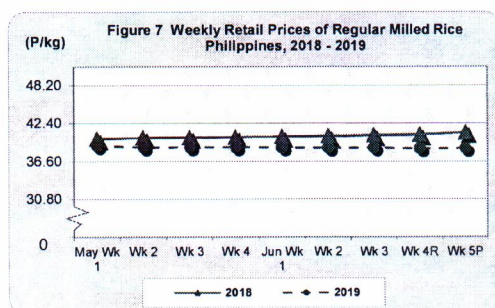
D. Wholesale and Retail Prices of Regular Milled Rice (RMR)

★ Both prices at the wholesale and retail trades of regular milled rice accelerate during the period

➤ At the wholesale trade, the average price of regular milled rice **rose** to P35.45/kg or by 0.2 percent this week, compared with its week ago level of P35.39/kg. However, from its level in the same week of the previous year of P38.55/kg, it **went down** at an annual rate of 8.0 percent (see Table 1).



➤ Similarly, at the retail trade, the average price of regular milled rice **inched up** to P38.60/kg or by 0.1 percent during the period, relative to its previous week's level of P38.56/kg. Meanwhile, annually, it further **moved downward** at an annual rate of 5.9 percent from its level in the same week of the previous year of P41.00/kg (see Table 1).

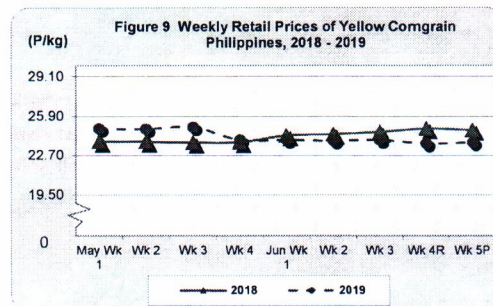
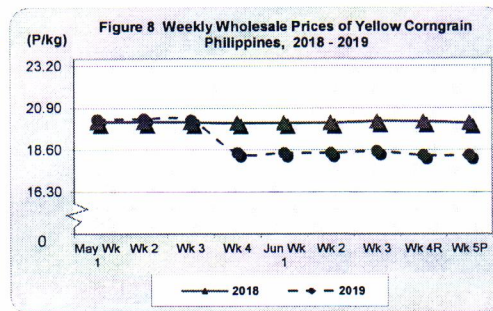


E. Wholesale and Retail Prices of Yellow Corngrain

- ★ Wholesale price of yellow corngrain remain stable while its retail price moves up during the week

➤ The average wholesale price of yellow corngrain **remained** at its previous week's level of P18.30/kg this week. Meanwhile, it **declined** at an annual rate of 8.8 percent from its level of P20.06/kg in the same week of the previous year (see Table 2).

➤ Compared with the previous week's level of P23.68/kg, the average retail price of yellow corngrain **went up** to P23.75/kg or by 0.3 percent during the week. However, it **fell** at an annual rate of 4.2 percent from its level in the same period of the previous year of P24.78/kg (see Table 2).

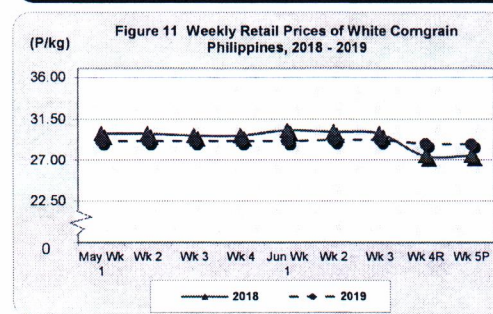
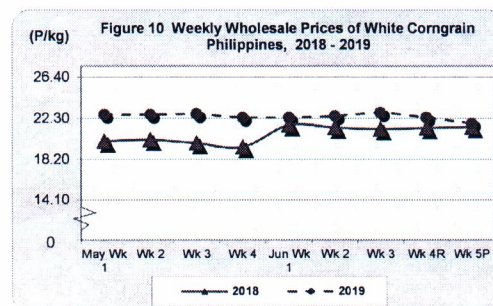


F. Wholesale and Retail Prices of White Corngrain

- ★ Both prices at the wholesale and retail trades of white corngrain continue to decrease during the week

➤ The average wholesale price of white corngrain **shrank** to P21.80/kg or by 2.7 percent this week, relative to its week ago level of P22.40/kg. However, annually, it **went up** at an annual pace of 1.7 percent compared with its level of P21.44/kg in the same period of the previous year (see Table 2).

➤ During the week, the average retail price of white corngrain **decreased** to P28.76/kg or by 0.2 percent this week, from P28.82/kg in the previous week. Meanwhile, on an annual basis, it had an annual **increment** at a rate of 4.5 percent from its level of P27.52/kg in the same week a year ago (see Table 2).



FOR THE OIC-DEPUTY NATIONAL STATISTICIAN:

Vivian R. Ilarina

VIVIAN R. ILARINA

Assistant National Statistician

Officer-in-Charge, SSO

Source: Philippine Statistics Authority