



# SPECIAL RELEASE

## Updates on Philippine Palay, Rice, and Corn Prices

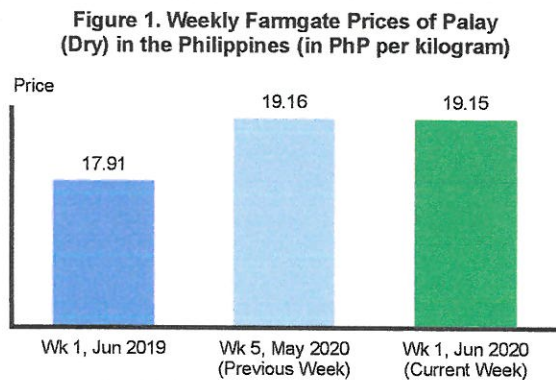
Week 1 of June 2020

Date of Release: 23-JULY-2020  
Reference No. 2020-172

### A. Farmgate Price of Palay

#### Farmgate price of palay drops during the week

The average farmgate price of palay fell to PhP 19.15/kg or by 0.1 percent during the period compared with its previous week's level of PhP 19.16/kg. Meanwhile, it decreased at an annual rate of 6.9 percent from its price level of PhP 17.91/kg in the same week of the previous year. (Table 1 and Figure 1)

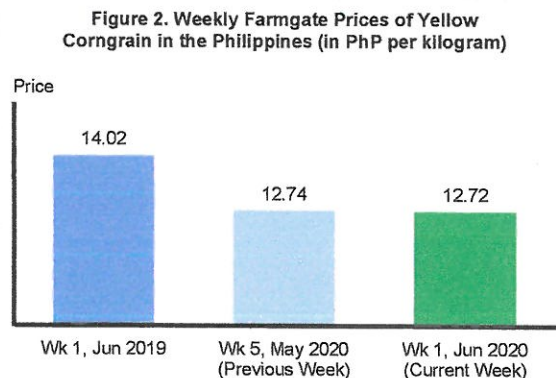


Source: Philippine Statistics Authority

### B. Farmgate Prices of Yellow and White Corngrains

#### Farmgate prices of yellow and white corngrains both exhibit downward movements during the period

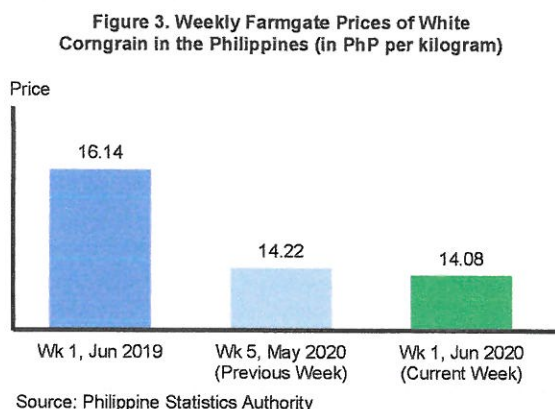
The average farmgate price of yellow corngrain declined to PhP 12.72/kg or by 0.2 percent this week, from its level of PhP 12.74/kg in the previous week. On an annual basis, it continued its downtrend as it went down by 9.3 percent from the price level of PhP 14.02/kg in the same period of the previous year. (Table 2 and Figure 2)



Source: Philippine Statistics Authority



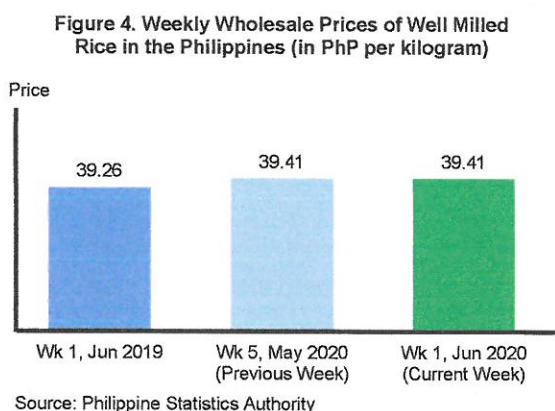
The average farmgate price of white corngrain also dipped to PhP 14.08/kg or by 1.0 percent during the week relative to its previous week's level of PhP 14.22/kg. Similarly, from its price level of PhP 16.14/kg in the same period of the previous year, it dropped at an annual rate of 12.8 percent. (Table 2 and Figure 3)



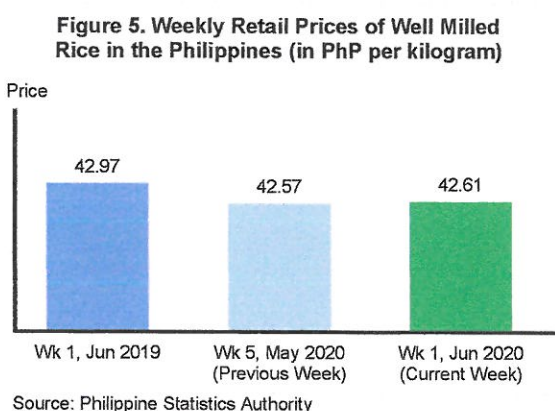
### C. Wholesale and Retail Prices of Well Milled Rice

**Wholesale price of well milled rice remains stable while its retail price picks up this week**

The average wholesale price of well milled rice retained its previous week's level of PhP 39.41/kg during the week. However, compared with its price level of PhP 39.26/kg during the same period of the previous year, it increased at annual rate of 0.4 percent. (Table 1 and Figure 4)



Meanwhile, the average retail price of well milled rice inched up to PhP 42.61/kg or by 0.1 percent this week relative to its level of PhP 42.57/kg in the previous week. Compared with its price level of P42.97/kg in the same period of the previous year, this week's average price registered an annual decline of 0.8 percent. (Table 1 and Figure 5)



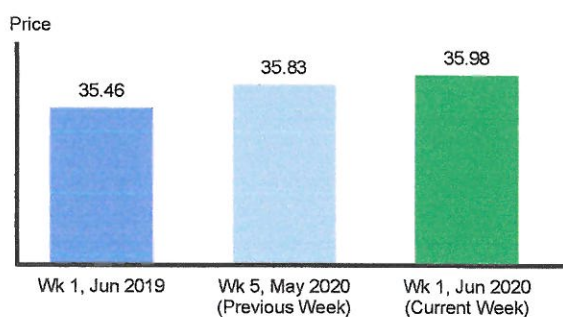


## D. Wholesale and Retail Prices of Regular Milled Rice

**Higher wholesale and retail prices of regular milled rice are observed this week**

The average wholesale price of regular milled rice picked up to PhP 35.98/kg or by 0.4 percent during the week, from its level of PhP 35.83/kg in the previous week. On an annual basis, it also increased at a rate of 1.5 percent relative to its price level of PhP 35.46/kg in the same period of the previous year. (Table 1 and Figure 6)

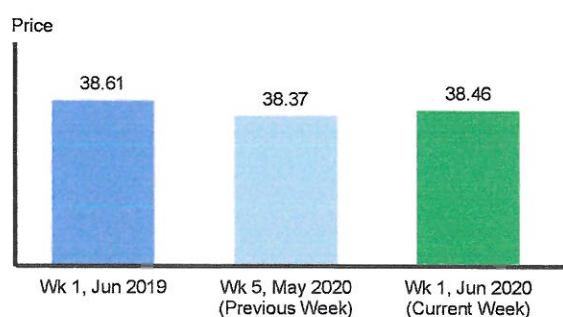
Figure 6. Weekly Wholesale Prices of Regular Milled Rice in the Philippines (in PhP per kilogram)



Source: Philippine Statistics Authority

Similarly, the average retail price of regular milled rice rose to PhP 38.46/kg or by 0.2 percent this week, from its level of PhP 38.37/kg in the previous week. However, compared with its price level of PhP 38.61/kg in the same period of the previous year, this week's average price decreased at an annual rate of 0.4 percent. (Table 1 and Figure 7)

Figure 7. Weekly Retail Prices of Regular Milled Rice in the Philippines (in PhP per kilogram)



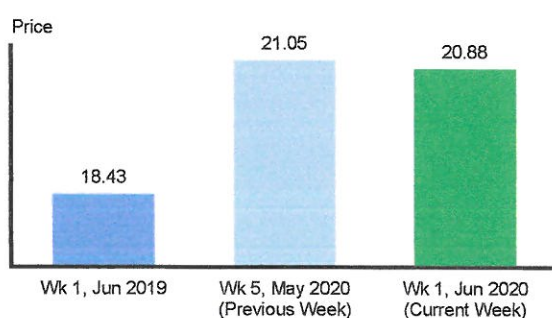
Source: Philippine Statistics Authority

## E. Wholesale and Retail Prices of Yellow Corngrain

**Wholesale price of yellow corngrain drops while its retail price moves up during the week**

The average wholesale price of yellow corngrain went down to PhP 20.88/kg or by 0.8 percent during the week compared with its previous week's level of PhP 21.05/kg. Meanwhile, from the price level of PhP 18.43/kg in the same week of the previous year, it posted an annual increment of 13.3 percent. (Table 2 and Figure 8)

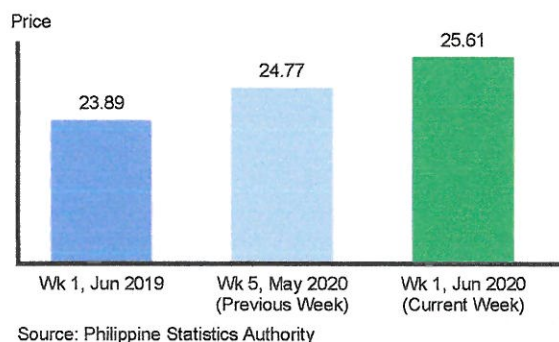
Figure 8. Weekly Wholesale Prices of Yellow Corngrain in the Philippines (in PhP per kilogram)



Source: Philippine Statistics Authority

However, the average retail price of yellow corngrain rose to PhP 25.61/kg or by 3.4 percent during the period from its previous week's level of PhP 24.77/kg. Similarly, from the price level of PhP 23.89/kg during the same week of the previous year, it accelerated at an annual rate of 7.2 percent. (Table 2 and Figure 9)

Figure 9. Weekly Retail Prices of Yellow Corngrain in the Philippines (in PhP per kilogram)



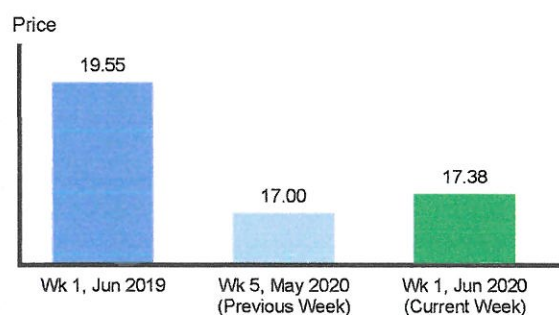
Source: Philippine Statistics Authority

## F. Wholesale and Retail Prices of White Corngrain

**White corngrain registers a higher wholesale price while its retail price remains stable this week**

The average wholesale price of white corngrain increased to PhP 17.38/kg or by 2.2 percent this week compared with its level of PhP 17.00/kg in the previous week. However, relative to its price level of PhP 19.55/kg in the same period of the previous year, it exhibited an annual decrease of 11.1 percent. (Table 2 and Figure 10)

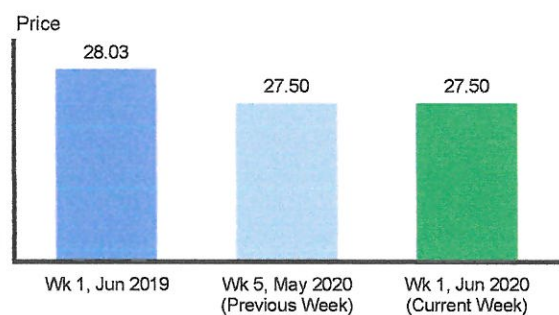
Figure 10. Weekly Wholesale Prices of White Corngrain in the Philippines (in PhP per kilogram)



Source: Philippine Statistics Authority

Meanwhile, the average retail price of white corngrain retained its previous week's level of PhP 27.50/kg this week. Compared with its price level of PhP 28.03/kg in the same period of the previous year, it went down further at an annual rate of 1.9 percent. (Table 2 and Figure 11)

Figure 11. Weekly Retail Prices of White Corngrain in the Philippines (in PhP per kilogram)



Source: Philippine Statistics Authority

**DENNIS S. MAPA, Ph.D.**

Undersecretary

National Statistician and Civil Registrar General