

# SPECIAL RELEASE

## UPDATES ON PHILIPPINE PALAY, RICE AND CORN PRICES WEEK 1 OF MARCH 2020

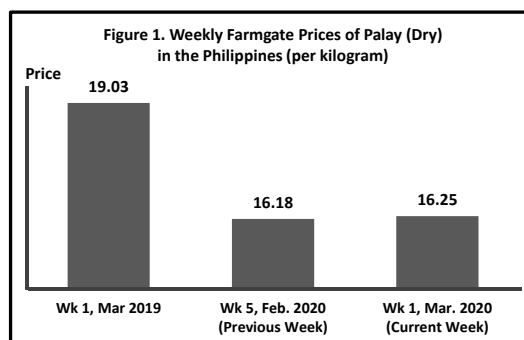
Date of Release: 27 March 2020

Reference No. 2020-118

### A. Farmgate Price of Palay

**Farmgate price of palay continues to increase during the week**

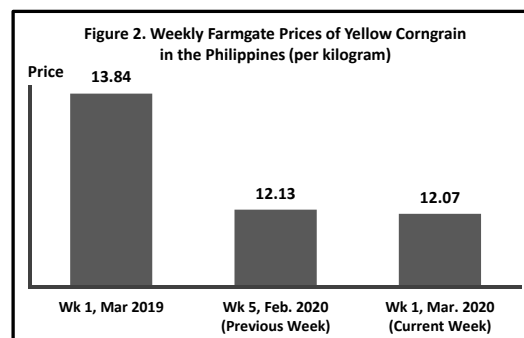
The average farmgate price of palay **inched up** to P16.25/kg or by 0.4 percent this week, from its previous week's level of P16.18/kg. Meanwhile, on an annual basis, its rate **declined** by 14.6 percent compared with its level of P19.03/kg in the same week of the previous year. (Table 1 and Figure 1)



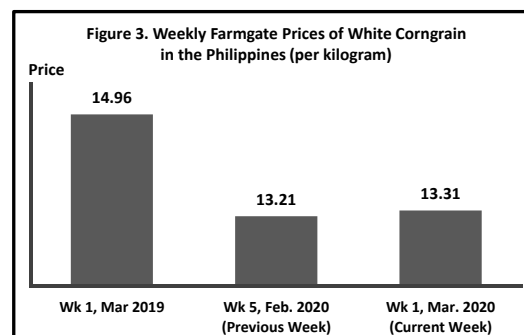
### B. Farmgate Prices of Yellow and White Corngrains

**Farmgate price of yellow corngrain drops while that of white corngrain picks up during the week**

The average farmgate price of yellow corngrain **went down** to P12.07/kg or by 0.5 percent this week, from its previous week's level of P12.13/kg. Similarly, its annual rate **decreased** further by 12.8 percent from its level of P13.84/kg in the same period of the previous year. (Table 2 and Figure 2)



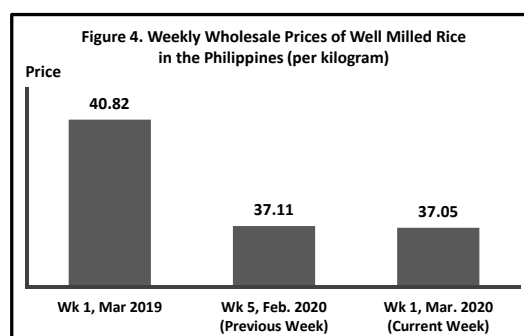
The average farmgate price of white corngrain **rose** to P13.31/kg or by 0.8 percent this week, from its previous week's level of P13.21/kg. On the contrary, it exhibited an annual **decline** as it plunged by 11.03 percent relative to its level of P14.96/kg in the same period of the previous year. (Table 2 and Figure 3)



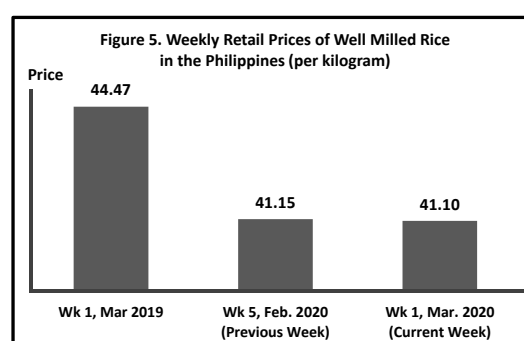
### C. Wholesale and Retail Prices of Well Milled Rice (WMR)

#### Both wholesale and retail prices of well milled rice continue to post downtrends this week

The average wholesale price of well milled rice **dipped** to P37.05/kg or by 0.2 percent this week, from its previous week's level of P37.11/kg. Likewise, it **moved down** at an annual rate of 9.2 percent from its level of P40.82/kg in the same week of the previous year. (Table 1 and Figure 4)



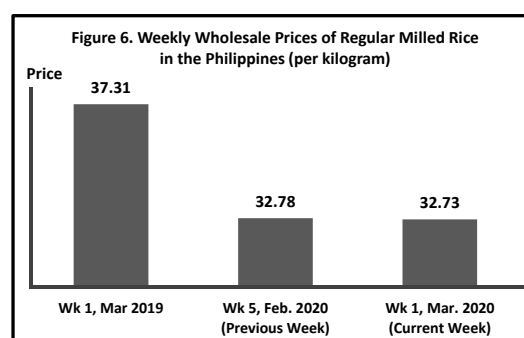
The average retail price of well milled rice **dropped** to P41.10/kg or by 0.1 percent this week relative to its previous week's level of P41.15/kg. It also **declined** at an annual rate of 7.6 percent relative to its level of P44.47/kg in the same week of the previous year. (Table 1 and Figure 5)



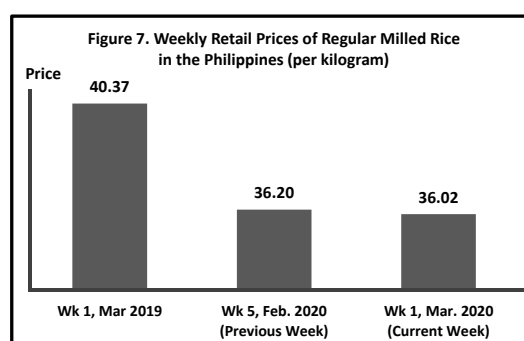
### D. Wholesale and Retail Prices of Regular Milled Rice (RMR)

#### Lower wholesale and retail prices of regular milled rice are observed during the week

The average wholesale price of regular milled rice **went down** to P32.73/kg or by 0.2 percent this week compared with its previous week's level of P32.78/kg. Similarly, it **fell** at an annual rate of 12.3 percent from its level of P37.31/kg in the same period of the previous year. (Table 1 and Figure 6)



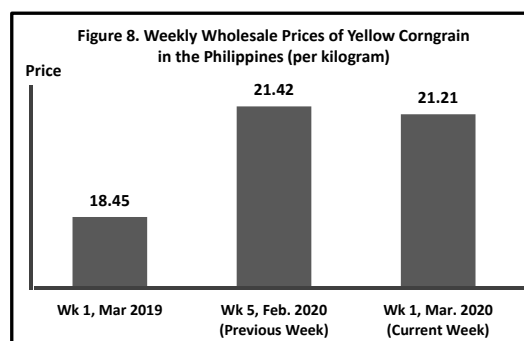
The average retail price of regular milled rice **moved down** to P36.02/kg or by 0.5 percent this week relative to its previous week's level of P36.20/kg. It continued to **decrease** at an annual rate of 10.8 percent from its level of P40.37/kg in the same week of the previous year. (Table 1 and Figure 7)



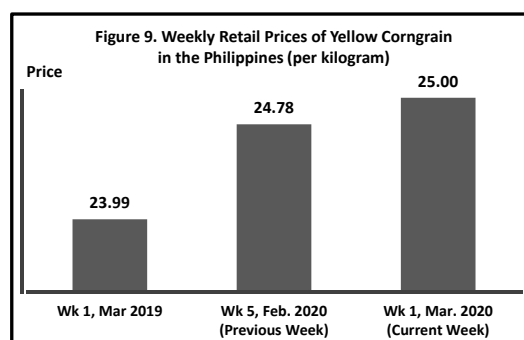
## E. Wholesale and Retail Prices of Yellow Corngrain

### Wholesale price of yellow corngrain drops while its retail price accelerates this week

The average wholesale price of yellow corngrain **moved down** to P21.21/kg or by 1.0 percent this week relative to its previous week's level of P21.42/kg. Meanwhile, it continued to **climb** at an annual rate of 15.0 percent, from its average price of P18.45/kg in the same week of the previous year. (Table 2 and Figure 8)



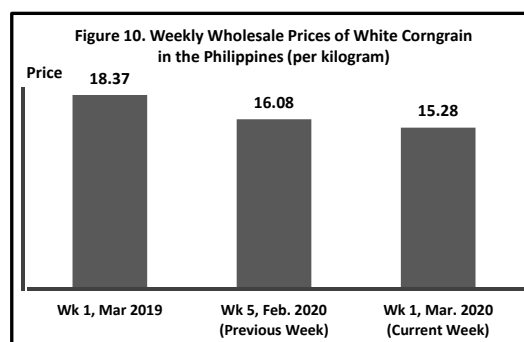
The average retail price of yellow corngrain **increased** to P25.00/kg or by 0.9 percent during the week, from its previous week's level of P24.78/kg. Likewise, it **picked up** at an annual rate of 4.2 percent, from its level of P23.99/kg in the same period of the previous year. (Table 2 and Figure 9)



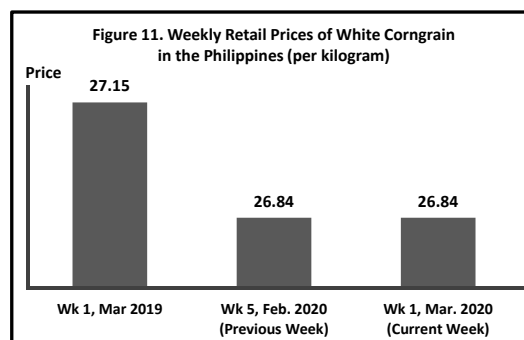
## F. Wholesale and Retail Prices of White Corngrain

### Wholesale price of white corngrain declines while its retail price remains stable during the period

The average wholesale price of white corngrain **went down** to P15.28/kg or by 5.0 percent during the week, from its previous week's level of P16.08/kg. Compared with its level of P18.37/kg in the same period of the previous year, it **decreased** by 16.8 percent. (Table 2 and Figure 10)



White corngrain **retained** its previous week's average retail price of P26.84/kg. However, it had an annual **decline** of 1.1 percent, from its average price of P27.15/kg in the same week a year ago. (Table 2 and Figure 11)



*Rosalinda P. Bautista*

**ROSALINDA P. BAUTISTA**  
Assistant Secretary  
Deputy National Statistician  
Sectoral Statistics Office