

SPECIAL RELEASE

UPDATES ON PHILIPPINE PALAY, RICE AND CORN PRICES

WEEK 4 OF MARCH 2020

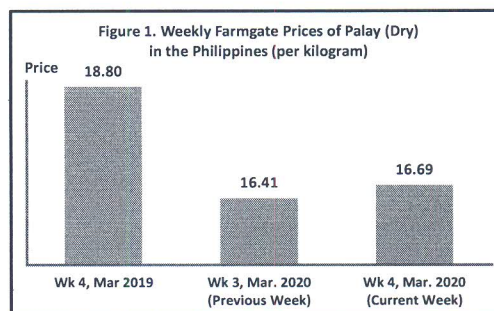
Date of Release: 14 April 2020

Reference No. 2020-122

A. Farmgate Price of Palay

Farmgate price of palay continues to post an upward trend during the week

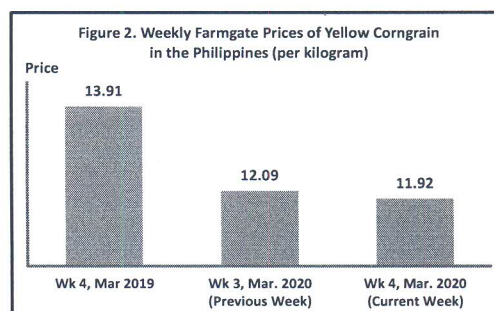
The average farmgate price of palay **accelerated** further to P16.69/kg or by 1.7 percent this week, from its previous week's level of P16.41/kg. Meanwhile, its annual rate **was still on a downtrend as it declined** by 11.2 percent compared with its level of P18.80/kg in the same week of the previous year. (Table 1 and Figure 1)



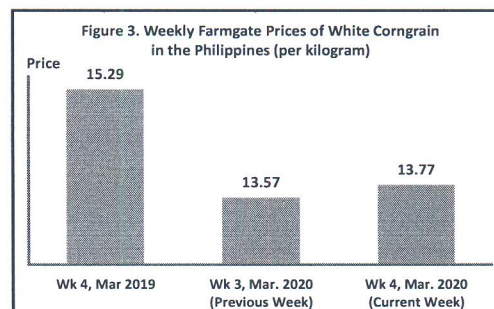
B. Farmgate Prices of Yellow and White Corngrains

Farmgate price of yellow corngrain drops further while that of white corngrain continues to increase during the week but at a lower rate

The average farmgate price of yellow corngrain **went down** further to P11.92/kg or by 1.4 percent this week, from its previous week's level of P12.09/kg. Likewise, it **decreased** further at an annual rate of 14.3 percent from its level of P13.91/kg in the same period of the previous year. (Table 2 and Figure 2)



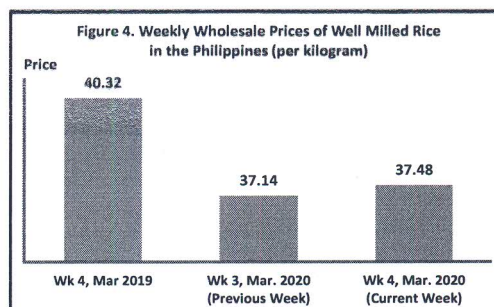
The average farmgate price of white corngrain **picked up** to P13.77/kg or by 1.5 percent this week, from its previous week's level of P13.57/kg. On the contrary, its annual rate **declined** by 9.9 percent relative to its level of P15.29/kg in the same period of the previous year. (Table 2 and Figure 3)



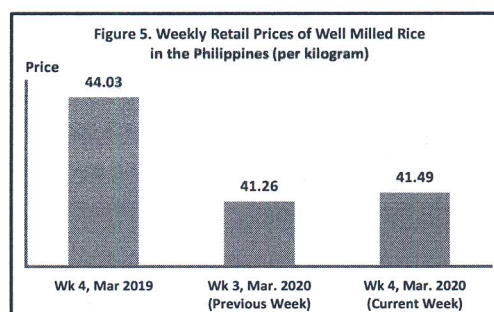
C. Wholesale and Retail Prices of Well Milled Rice (WMR)

Higher wholesale and retail prices of well milled rice are noted this week

The average wholesale price of well milled rice **rose** further to P37.48/kg or by 0.9 percent this week, from its previous week's level of P37.14/kg. However, it **decreased** at an annual rate of 7.0 percent from its level of P40.32/kg in the same week of the previous year. (Table 1 and Figure 4)



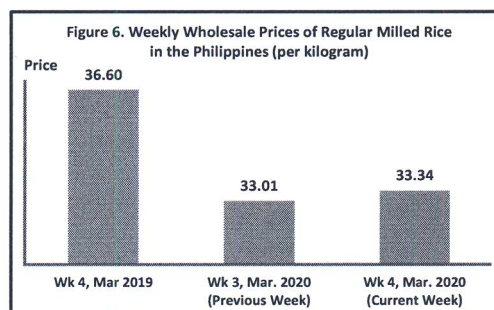
The average retail price of well milled rice **went up** to P41.49/kg or by 0.6 percent this week relative to its previous week's level of P41.26/kg. Meanwhile, its annual rate **fell** by 5.8 percent relative to its level of P44.03/kg in the same week of the previous year. (Table 1 and Figure 5)



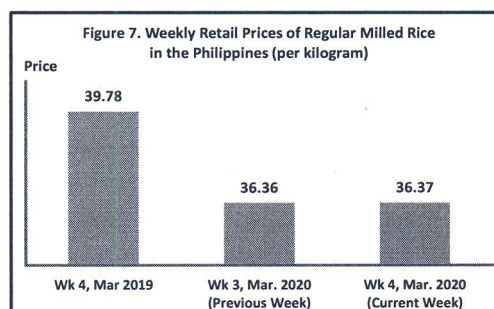
D. Wholesale and Retail Prices of Regular Milled Rice (RMR)

Both wholesale and retail prices of regular milled rice increase during the week

The average wholesale price of regular milled rice **picked up** to P33.34/kg or by 1.0 percent this week compared with its previous week's level of P33.01/kg. On the contrary, it posted an annual **drop** of 8.9 percent from its level of P36.60/kg in the same period of the previous year. (Table 1 and Figure 6)



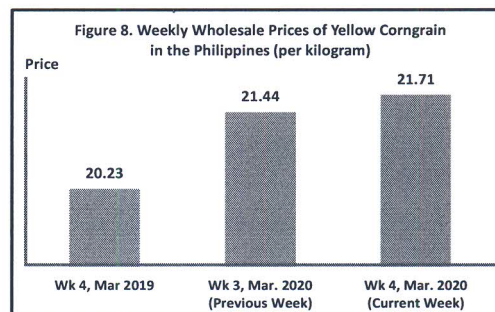
The average retail price of regular milled rice **inched up** to P36.37/kg or by 0.03 percent this week relative to its previous week's level of P36.36/kg. However, its annual rate **declined** by 8.6 percent from its level of P39.78/kg in the same week of the previous year. (Table 1 and Figure 7)



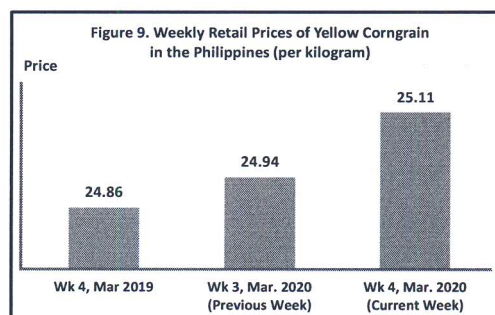
E. Wholesale and Retail Prices of Yellow Corngrain

Prices at both wholesale and retail trades of yellow corngrain pick up this week

The average wholesale price of yellow corngrain **moved upward** to P21.71/kg or by 1.3 percent this week relative to its previous week's level of P21.44/kg. Likewise, it **went up** further at an annual rate of 7.3 percent compared with its level of P20.23/kg in the same week of the previous year. (Table 2 and Figure 8)



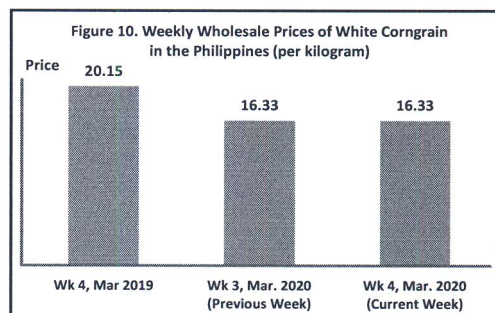
The average retail price of yellow corngrain **increased** to P25.11/kg or by 0.7 percent this week compared with its previous week's level of P24.94/kg. Similarly, its annual rate **rose** by 1.0 percent from its level of P24.86/kg in the same period of the previous year. (Table 2 and Figure 9)



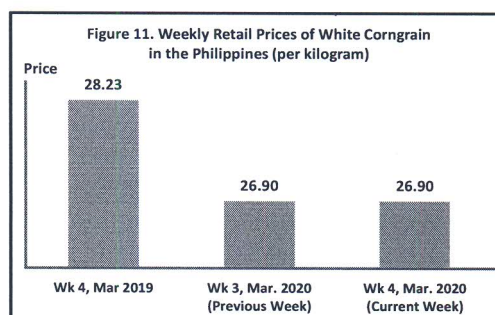
F. Wholesale and Retail Prices of White Corngrain

Both wholesale and retail prices of white corngrain remain stable during the period

The average wholesale price of white corngrain **retained** its previous week's level of P16.33/kg during the week. However, compared with its level of P20.15/kg in the same period of the previous year, it **declined** further at an annual rate of 19.0 percent. (Table 2 and Figure 10)



For three consecutive weeks now, the average retail price of white corngrain **remained** at P26.90/kg. Meanwhile, it **decreased** further by 4.7 percent from its level of P28.23/kg in the same week a year ago. (Table 2 and Figure 11)



Rosalinda P. Bautista
ROSALINDA P. BAUTISTA
Assistant Secretary
Deputy National Statistician
Sectoral Statistics Office

Table 1 Weekly Farmgate, Wholesale and Retail Prices of Palay and Rice in the Philippines
(First Week of February 2020 to Fourth Week of March 2020)
(Prices per Kilogram)

Month/Week	Palay (Dry)				Well Milled Rice (WMR)							
	Farmgate Prices				Wholesale Prices				Retail Prices			
	2020	2019	% Change		2020	2019	% Change		2020	2019	% Change	
			Annual	Weekly			Annual	Weekly			Annual	Weekly
	(1)	(2)	(3)	(4)	(5)	(6)	(7)	(8)	(9)	(10)	(11)	(12)
Feb Wk 1	15.97	19.73	-19.06	0.00	37.13	41.46	-10.44	0.32	41.30	44.86	-7.94	0.00
Wk 2	16.00	19.63	-18.49	0.19	37.06	41.45	-10.59	-0.19	41.22	44.80	-7.99	-0.19
Wk 3	16.06	19.63	-18.19	0.37	37.04	41.23	-10.16	-0.05	41.18	44.65	-7.77	-0.10
Wk 4	16.04	19.55	-17.95	-0.12	37.19	41.17	-9.67	0.40	41.24	44.63	-7.60	0.15
Wk 5	16.18	19.38	-16.51	0.87	37.11	41.13	-9.77	-0.22	41.15	44.50	-7.53	-0.22
Mar Wk 1	16.25	19.03	-14.59	0.43	37.05	40.82	-9.24	-0.16	41.10	44.47	-7.58	-0.12
Wk 2	16.25	18.96	-14.29	0.00	37.02	40.94	-9.57	-0.08	41.13	44.24	-7.03	0.07
Wk 3	16.41	18.83	-12.85	0.98	37.14	40.43	-8.14	0.32	41.26	44.13	-6.50	0.32
Wk 4 ^P	16.69	18.80	-11.22	1.71	37.48	40.32	-7.04	0.92	41.49	44.03	-5.77	0.56

Table 1- (Concluded)

Month/Week	Regular Milled Rice (RMR)							
	Wholesale Prices				Retail Prices			
	2020	2019	% Change		2020	2019	% Change	
			Annual	Weekly			Annual	Weekly
	(13)	(14)	(15)	(16)	(17)	(18)	(19)	(20)
Feb Wk 1	32.97	38.17	-13.62	0.03	36.33	41.11	-11.63	-0.30
Wk 2	33.02	38.09	-13.31	0.15	36.33	41.11	-11.63	0.00
Wk 3	32.83	37.74	-13.01	-0.58	36.30	40.68	-10.77	-0.08
Wk 4	32.77	37.62	-12.89	-0.18	36.16	40.64	-11.02	-0.39
Wk 5	32.78	37.60	-12.82	0.03	36.20	40.57	-10.77	0.11
Mar Wk 1	32.73	37.31	-12.28	-0.15	36.02	40.37	-10.78	-0.50
Wk 2	32.78	37.07	-11.57	0.15	36.19	40.12	-9.80	0.47
Wk 3	33.01	36.74	-10.15	0.70	36.36	39.82	-8.69	0.47
Wk 4 ^P	33.34	36.60	-8.91	1.00	36.37	39.78	-8.57	0.03

R-revised; P-preliminary

Table 2 Weekly Farmgate, Wholesale and Retail Prices of Corn in the Philippines
(First Week of February 2020 to Fourth Week of March 2020)
(Prices per Kilogram)

Month/Week	Corngrain, Yellow											
	Farmgate Prices				Wholesale Prices				Retail Prices			
	2020	2019	% Change		2020	2019	% Change		2020	2019	% Change	
			Annual	Weekly			Annual	Weekly			Annual	Weekly
	(1)	(2)	(3)	(4)	(5)	(6)	(7)	(8)	(9)	(10)	(11)	(12)
Feb Wk 1	12.56	13.93	-9.83	0.32	22.07	20.41	8.13	-0.18	25.28	25.35	-0.28	-0.08
Wk 2	12.44	13.77	-9.66	-0.96	21.54	20.41	5.54	-2.40	24.87	25.35	-1.89	-1.62
Wk 3	12.41	13.90	-10.72	-0.24	21.54	18.40	17.07	0.00	24.81	24.08	3.03	-0.24
Wk 4	12.34	13.85	-10.90	-0.56	21.09	18.66	13.02	-2.09	24.73	24.09	2.66	-0.32
Wk 5	12.13	13.70	-11.46	-1.70	21.42	18.39	16.48	1.56	24.78	24.41	1.52	0.20
Mar Wk 1	12.07	13.84	-12.79	-0.49	21.21	18.45	14.96	-0.98	25.00	23.99	4.21	0.89
Wk 2	12.13	13.83	-12.29	0.50	21.48	20.25	6.07	1.27	25.00	24.93	0.28	0.00
Wk 3	12.09	13.87	-12.83	-0.33	21.44	20.35	5.36	-0.19	24.94	25.01	-0.28	-0.24
Wk 4 ^P	11.92	13.91	-14.31	-1.41	21.71	20.23	7.32	1.26	25.11	24.86	1.01	0.68

Table 2- (Concluded)

Month/Week	Corngrain, White											
	Farmgate Prices				Wholesale Prices				Retail Prices			
	2020	2019	% Change		2020	2019	% Change		2020	2019	% Change	
			Annual	Weekly			Annual	Weekly			Annual	Weekly
	(13)	(14)	(15)	(16)	(17)	(18)	(19)	(20)	(21)	(22)	(23)	(24)
Feb Wk 1	13.48	14.42	-6.52	0.97	16.61	17.33	-4.15	-0.12	26.96	26.65	1.16	0.15
Wk 2	13.36	14.32	-6.70	-0.89	15.48	17.38	-10.93	-6.80	26.72	26.65	0.26	-0.89
Wk 3	13.36	14.71	-9.18	0.00	15.43	17.70	-12.82	-0.32	26.72	26.90	-0.67	0.00
Wk 4	13.31	14.75	-9.76	-0.37	16.10	17.77	-9.40	4.34	26.66	26.90	-0.89	-0.22
Wk 5	13.21	14.80	-10.74	-0.75	16.08	17.67	-9.00	-0.12	26.84	26.90	-0.22	0.68
Mar Wk 1	13.31	14.96	-11.03	0.76	15.28	18.37	-16.82	-4.98	26.84	27.15	-1.14	0.00
Wk 2	13.28	15.13	-12.23	-0.23	15.33	19.05	-19.53	0.33	26.90	27.40	-1.82	0.22
Wk 3	13.57	15.29	-11.25	2.18	16.33	19.72	-17.19	6.52	26.90	27.90	-3.58	0.00
Wk 4 ^P	13.77	15.29	-9.94	1.47	16.33	20.15	-18.96	0.00	26.90	28.23	-4.71	0.00

Source: Weekly Cereals Price Monitoring (WCPM)