



SPECIAL RELEASE

Updates on Philippine Palay, Rice, and Corn Prices

Week 5 of May 2020

Date of Release: 30 June 2020

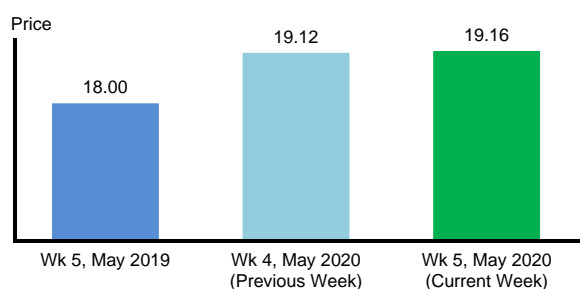
Reference No. 2020-123

A. Farmgate Price of Palay

Farmgate price of palay picks up during the week

The average farmgate price of palay inched up to PhP 19.16/kg or by 0.2 percent during the period compared with its previous week's level of PhP 19.12/kg. Similarly, it accelerated at an annual rate of 6.4 percent from its price level of PhP 18.00/kg in the same week of the previous year. (Table 1 and Figure 1)

Figure 1. Weekly Farmgate Prices of Palay (Dry) in the Philippines (PhP per kilogram)



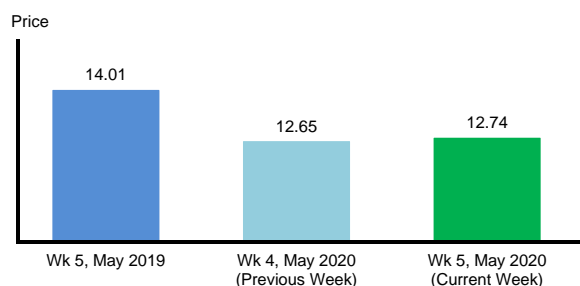
Source: Philippine Statistics Authority

B. Farmgate Prices of Yellow and White Corngrains

Farmgate price of yellow corngrain moves up while that of white corngrain drops during the period

The average farmgate price of yellow corngrain increased to PhP 12.74/kg or by 0.7 percent this week, from its level of PhP 12.65/kg in the previous week. However, compared with its price level of PhP 14.01/kg in the same period of the previous year, it went down at an annual rate of 9.1 percent. (Table 2 and Figure 2)

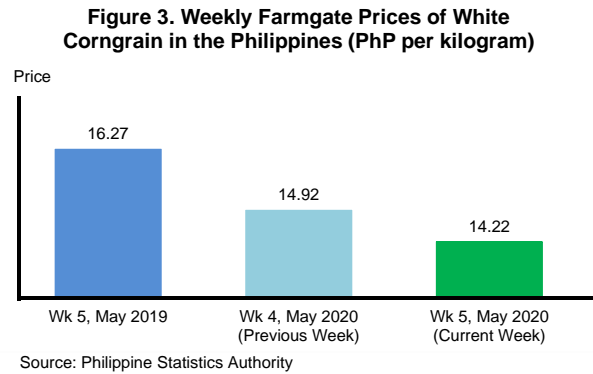
Figure 2. Weekly Farmgate Prices of Yellow Corngrain in the Philippines (PhP per kilogram)



Source: Philippine Statistics Authority



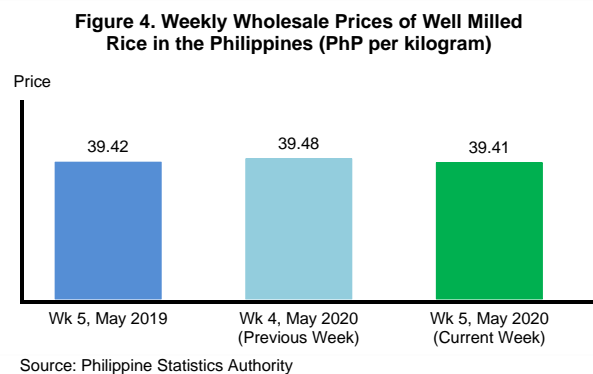
In contrast, the average farmgate price of white corngrain plunged to PhP 14.22/kg or by 4.7 percent during the week compared with its previous week's level of PhP 14.92/kg. Similarly, it declined at an annual rate of 12.6 percent from its price level of PhP 16.27/kg in the same period of the previous year. (Table 2 and Figure 3)



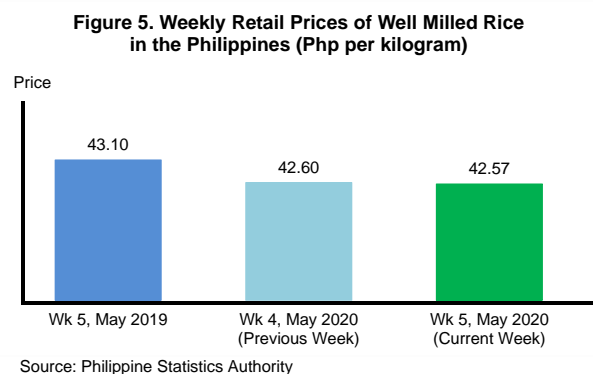
C. Wholesale and Retail Prices of Well Milled Rice

Both wholesale and retail prices of well milled rice register downward trends this week

The average wholesale price of well milled rice dipped to PhP 39.41/kg or by 0.2 percent during the week, from its level of PhP 39.48/kg in the previous week. Similarly, compared with its price level of PhP 39.42/kg during the same period of the previous year, it dropped at annual rate of 0.03 percent. (Table 1 and Figure 4)



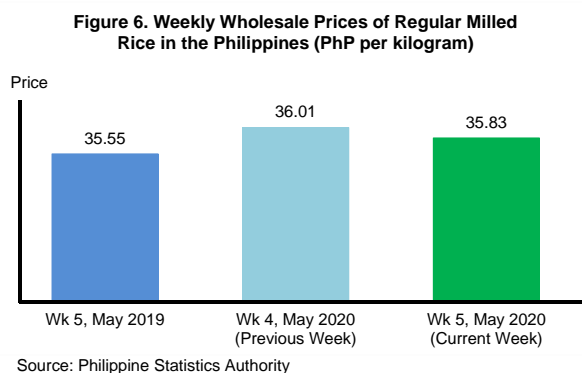
Similarly, at the retail trade, the average price of well milled rice went down to PhP 42.57/kg or by 0.1 percent this week compared with its level of PhP 42.60/kg in the previous week. Relative to the price level of P43.10/kg in same period of the previous year, the current week's average price indicates a decline of 1.2 percent. (Table 1 and Figure 5)



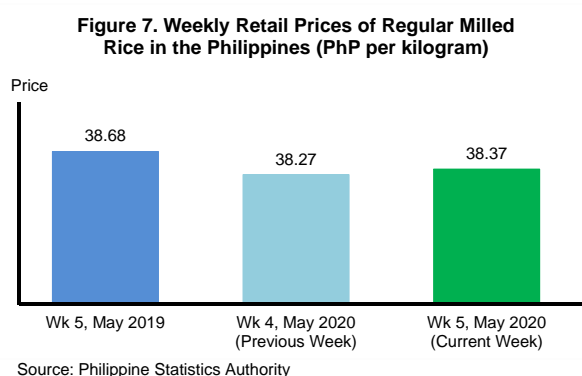
D. Wholesale and Retail Prices of Regular Milled Rice

Wholesale price of regular milled rice moves down while its retail price goes up this week

The average wholesale price of regular milled rice decreased to PhP 35.83/kg or by 0.5 percent during the week from its level of PhP 36.01/kg in the previous week. However, from the price level of PhP 35.55/kg in the same period of the previous year, it climbed at an annual rate of 0.8 percent. (Table 1 and Figure 6)



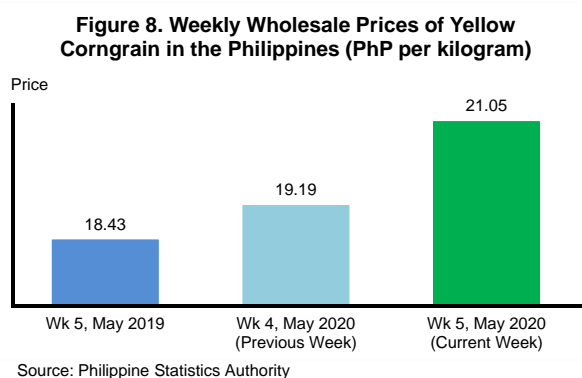
On the other hand, the average retail price of regular milled rice rose to PhP 38.37/kg or by 0.3 percent this week compared with its level of PhP 38.27/kg in the previous week. Meanwhile, relative to the price level of PhP 38.68/kg in the same week of the previous year, it plunged at an annual rate of 0.8 percent. (Table 1 and Figure 7)



E. Wholesale and Retail Prices of Yellow Corngrain

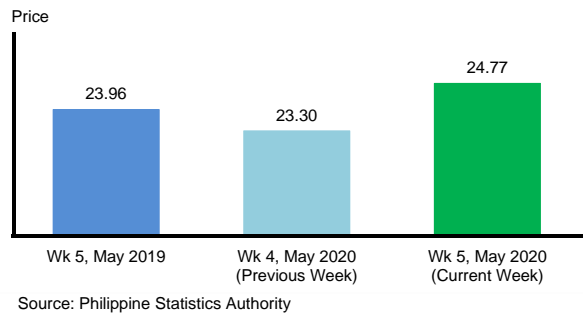
Both wholesale and retail prices of yellow corngrain are higher during the week

The average wholesale price of yellow corngrain inched up to PhP 21.05/kg or by 9.7 percent during the week compared with its previous week's level of PhP 19.19/kg. Similarly, from the price level of PhP 18.43/kg during the same week of the previous year, it picked up at an annual rate of 14.22 percent. (Table 2 and Figure 8)



Similarly, the average retail price of yellow corngrain moved up to PhP 24.77/kg or by 6.3 percent during the period, from its previous week's level of PhP 23.30/kg. Also, from the price level of PhP 23.96/kg during the same week of the previous year, it rose at an annual rate of 3.4 percent. (Table 2 and Figure 9)

Figure 9. Weekly Retail Prices of Yellow Corngrain in the Philippines (PhP per kilogram)

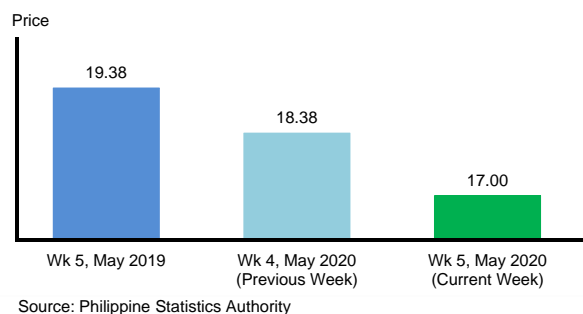


F. Wholesale and Retail Prices of White Corngrain

White corngrain records lower wholesale but higher retail prices this week

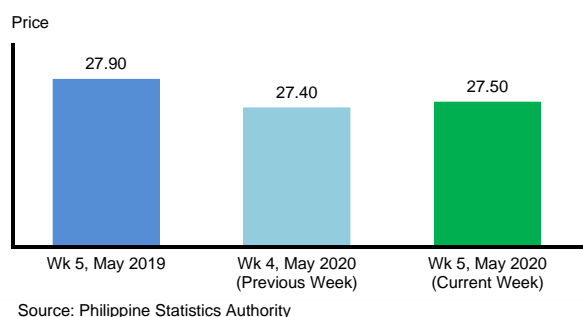
The average wholesale price of white corngrain moved down to PhP 17.00/kg or by 7.5 percent this week compared with its level of PhP 18.38/kg in the previous week. Similarly, relative to the price level of PhP 19.38/kg in the same period of the previous year, it plunged at an annual rate of 12.3 percent. (Table 2 and Figure 10)

Figure 10. Weekly Wholesale Prices of White Corngrain in the Philippines (PhP per kilogram)



Meanwhile, the average retail price of white corngrain rose to PhP 27.50/kg or by 0.4 percent during the week, from its level of PhP 27.40/kg in the previous week. However, compared with the price level of PhP 27.90/kg in the same period of the previous year, it went down at an annual rate of 1.4 percent. (Table 2 and Figure 11)

Figure 11. Weekly Retail Prices of White Corngrain in the Philippines (PhP per kilogram)



CSM

DENNIS S. MAPA, Ph.D.

Undersecretary

National Statistician and Civil Registrar General