

# SPECIAL RELEASE

## UPDATES ON PALAY, RICE AND CORN PRICES

### SECOND WEEK OF MARCH 2019

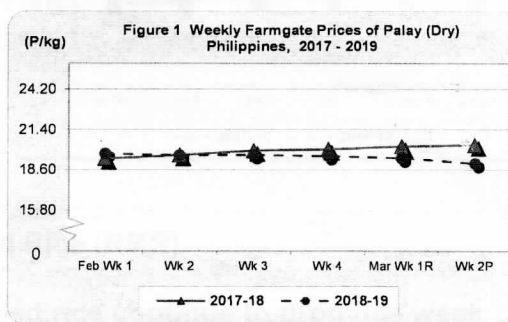
Date of Release: 22 March 2019

Reference No. 2019- 099

#### A. Farmgate Price of Palay

★ Farmgate price of palay still moves downward during the week

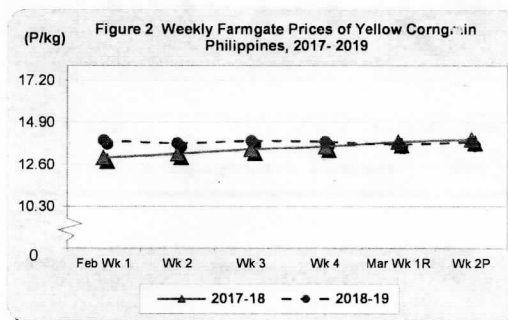
- The average farmgate price of palay at P19.03/kg **dropped** further during the week by 1.91 percent from previous week's quotation of P19.40/kg. Similarly, it **decreased** further by 6.39 percent from the same period of previous year's level of P20.33/kg (see Table 1).



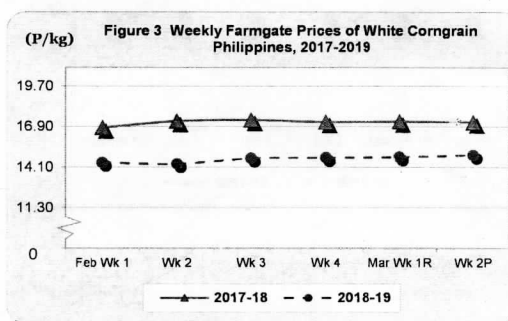
#### B. Farmgate Prices of Yellow and White Corngrains

★ Higher farmgate prices of yellow and white corngrains are noted this week

- Relative to previous week's level of P13.70/kg, the average farmgate price of yellow corngrain at P13.84/kg **increased** by 1.02 percent during the week. It, however, **went down** by 1.00 percent compared with the same period of previous year's level of P13.98/kg (see Table 2).



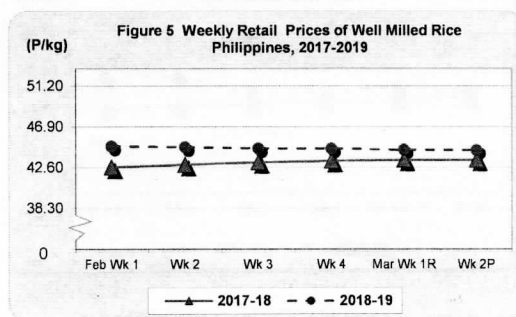
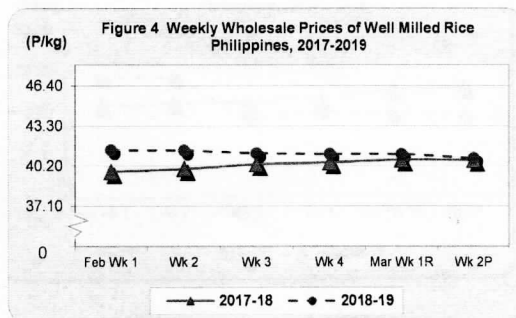
- During the week, the average farmgate price of white corngrain at P14.94/kg **picked up** further by 0.95 percent from previous week's level of P14.80/kg. On an annual basis, a **downward** trend was still observed as it posted 13.19 percent drop from previous year's same week level of P17.21/kg (see Table 2).



### C. Wholesale and Retail Prices of Well Milled Rice (WMR)

✱ **Lower wholesale and retail prices of well milled rice are still posted this week**

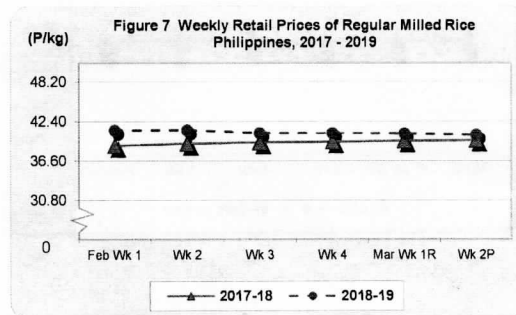
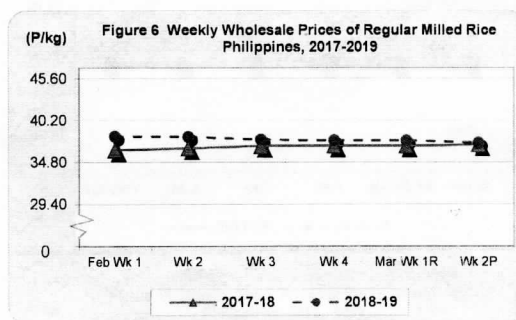
- From previous week's level of P41.11/kg, the average wholesale price of well milled rice at P40.79/kg was **lower** by 0.78 percent during the week. Meanwhile, compared with the same period of previous year's level of P40.64/kg, it **inched up** by 0.37 percent (see Table 1).
- Likewise, the average retail price of well milled rice at P44.42/kg **went down** by 0.07 percent compared with previous week's level of P44.45/kg. It, however, recorded an **increase** of 2.40 percent from the same week of previous year's level of P43.38/kg (see Table 1).



### D. Wholesale and Retail Prices of Regular Milled Rice (RMR)

✱ **Wholesale and retail prices of regular milled rice continue to drop this week**

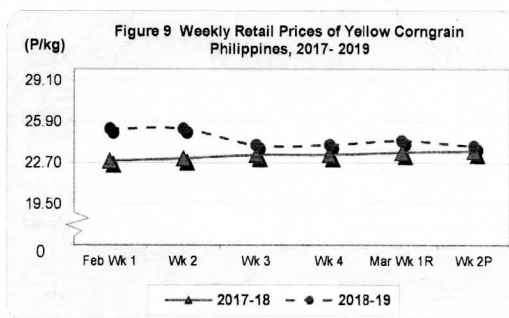
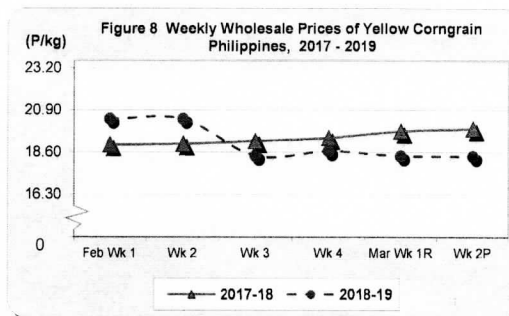
- At the wholesale trade, the average price of regular milled rice at P37.31/kg **declined** by 0.74 percent from previous week's level of P37.59/kg. Meanwhile, it **rose** by 0.67 percent from the same period of previous year's level of P37.06/kg (see Table 1).
- The average retail price of regular milled rice at P40.40/kg during the week also moved **downward** by 0.49 percent from its previous week's level of P40.60/kg. Meanwhile, it exhibited an **increment** of 1.89 percent from previous year's same week level of P39.65/kg (see Table 1).



## E. Wholesale and Retail Prices of Yellow Corngrain

### \* Prices of yellow corngrain are lower for both wholesale and retail trades

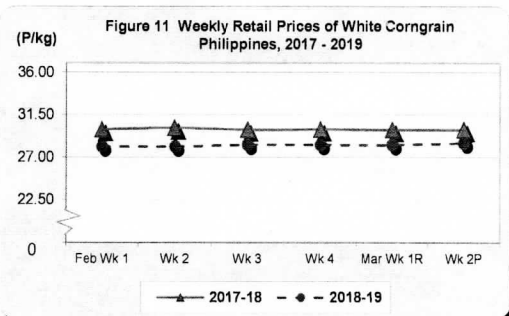
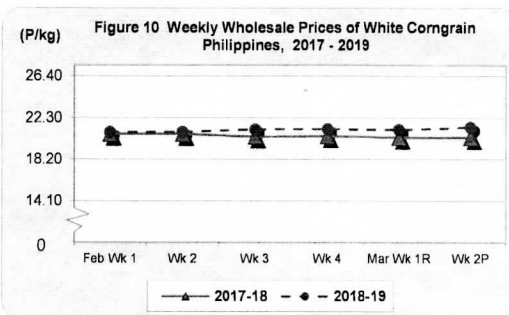
- The average wholesale price of yellow corngrain at P18.37/kg during the week **went down** by 0.11 percent from previous week's level of P18.39/kg. Similarly, it **declined** further by 7.60 percent from the same week in the previous year's level of P19.88/kg (see Table 2).
- From previous week's level of P24.41/kg, the average retail price of yellow corngrain at P23.99/kg **decreased** by 1.72 percent during the week. It, however, registered an **increment** of 1.57 percent from the level of the same period in the previous year at P23.62/kg (see Table 2).



## F. Wholesale and Retail Prices of White Corngrain

### \* Prices of white corngrain at the wholesale and retail trades pick up this week

- Relative to the previous week's level of P21.13/kg, the average wholesale price of white corngrain at P21.38/kg posted an **increase** of 1.18 percent this week. It **rose** further by 4.96 percent from the same week a year ago level of P20.37/kg (see Table 2).
- The average retail price of white corngrain at P28.52/kg posted a 0.71 percent **growth** from its previous week's level of P28.32/kg. Compared with the P29.92/kg level in the same period of previous year, it moved **downward** by 4.68 percent (see Table 2).



*Rosalinda P. Bautista*

**ROSALINDA P. BAUTISTA**

(Director II)

Officer-in-Charge

Sectoral Statistics Office

Source: Philippine Statistics Authority