

# SPECIAL RELEASE

## UPDATES ON PALAY, RICE AND CORN PRICES

### THIRD WEEK OF MARCH 2019

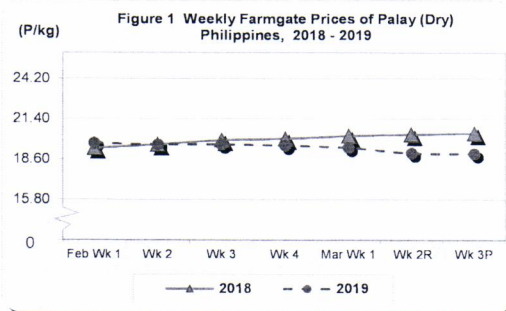
Date of Release: 29 March 2019

Reference No. 2019- 103

#### A. Farmgate Price of Palay

★ Farmgate price of palay this week continues to drop

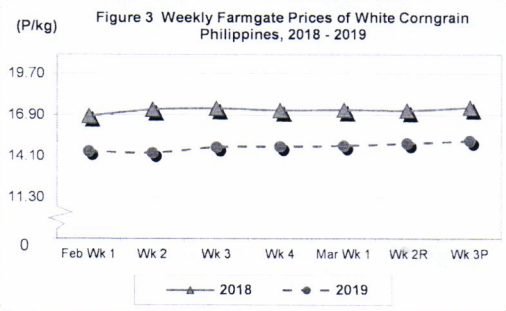
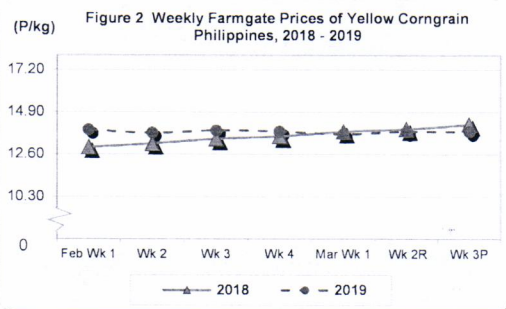
- For four consecutive weeks now, the average farmgate price of palay at P18.98/kg was still on a **downtrend** as it posted a 0.26 percent decline from previous week's level of P19.03/kg. Similarly, it **dropped** further by 6.96 percent from the same period of previous year's level of P20.40/kg (see Table 1).



#### B. Farmgate Prices of Yellow and White Corngrains

★ Farmgate price of yellow corngrain is lower while that of white corngrain moves up further this week

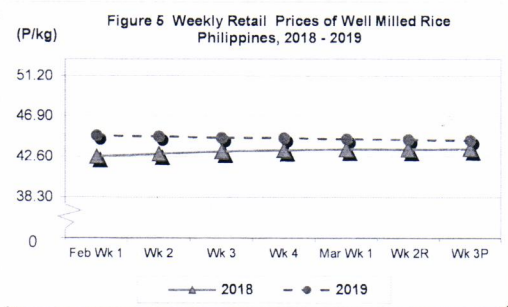
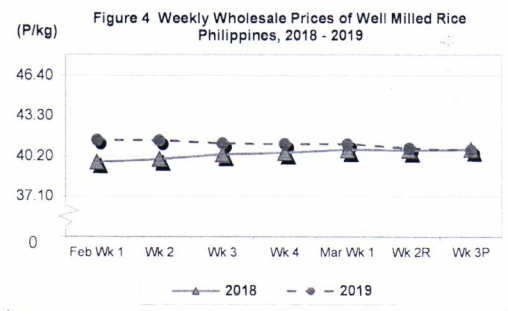
- Compared with the previous week's level of P13.84/kg, the average farmgate price of yellow corngrain at P13.83/kg this week was **lower** by 0.07 percent. It also **decreased** further by 2.81 percent from the same period of previous year's level of P14.23/kg (see Table 2).
- During the week, the average farmgate price of white corngrain at P15.13/kg **picked up** further by 1.14 percent from previous week's level of P14.96/kg. Meanwhile, from previous year's same week level of P17.41/kg, it **dropped** by 13.10 percent during the period (see Table 2).



### C. Wholesale and Retail Prices of Well Milled Rice (WMR)

★ **Lower wholesale and retail prices of well milled rice remain this week**

- Relative to previous week's level of P40.81/kg, the average wholesale price of well milled rice at P40.66/kg was **lower** by 0.37 percent during the week. Similarly, it posted a **decrease** of 0.12 percent compared with the same period of previous year's level of P40.71/kg (see Table 1).
- The average retail price of well milled rice at P44.33/kg **went down** by 0.20 percent compared with previous week's level of P44.42/kg. It, however, **went up** by 2.10 percent from the same week of previous year's level of P43.42/kg (see Table 1).



### D. Wholesale and Retail Prices of Regular Milled Rice (RMR)

★ **Wholesale and retail prices of regular milled rice are still on downward trend during the week**

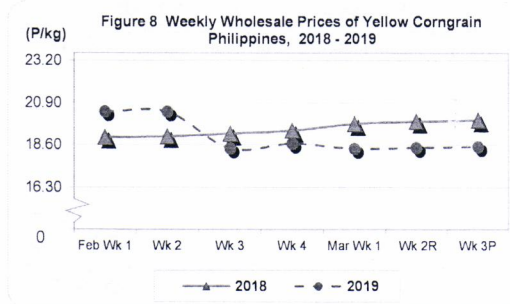
- At the wholesale trade, the average price of regular milled rice at P37.18/kg **declined** by 0.35 percent from previous week's level of P37.31/kg. Meanwhile, it exhibited an **increment** of 0.16 percent from the same period of previous year's level of P37.12/kg (see Table 1).
- From previous week's level of P40.40/kg, the average retail price of regular milled rice at P40.30/kg recorded a **decrease** of 0.25 percent during the week. On an annual basis, it **inched up** by 1.54 percent from previous year's same week level of P39.69/kg (see Table 1).



## E. Wholesale and Retail Prices of Yellow Corngrain

### \* Wholesale and retail prices of yellow corngrain climb during the week

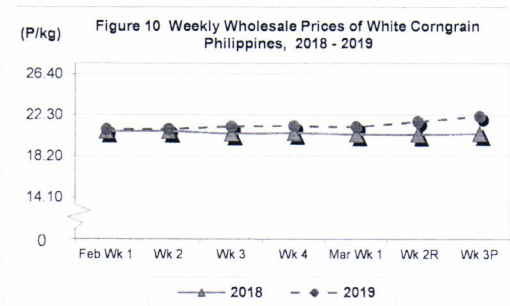
- At the wholesale trade, the average price of yellow corngrain at P18.50/kg during the week was **higher** by 0.27 percent from previous week's level of P18.45/kg. On the other hand, it **declined** further by 7.27 percent from the same week in the previous year's level of P19.95/kg (see Table 2).
- From previous week's level of P23.99/kg, the average retail price of yellow corngrain at P24.00/kg **increased** by 0.04 percent during the week. It, likewise, registered an **increment** of 1.05 percent from the level of the same period in the previous year at P23.75/kg (see Table 2).



## F. Wholesale and Retail Prices of White Corngrain

### \* Higher prices of white corngrain at the wholesale and retail trades are still observed during the period

- During the week, the average wholesale price of white corngrain at P22.16/kg recorded an **increase** of 2.36 percent relative to previous week's level of P21.65/kg. Likewise, it **rose** further by 8.47 percent from the same week a year ago level of P20.43/kg (see Table 2).
- The average retail price of white corngrain at P28.72/kg **went up** by 0.70 percent from its previous week's level of P28.52/kg. However, compared with the P29.92/kg level in the same period of previous year, it moved **downward** by 4.01 percent (see Table 2).



*Rosalinda P. Bautista*  
**ROSALINDA P. BAUTISTA**  
 (Director II)  
 Officer-in-Charge  
 Sectoral Statistics Office

Source: Philippine Statistics Authority