



REPUBLIC OF THE PHILIPPINES
PHILIPPINE STATISTICS AUTHORITY



Management
System
ISO 9001:2015

www.tuv.com
ID 9108640991



Philippines' Civil Registration and Vital Statistics (CRVS) Decade 2015-2024 Mid-decade Assessment



MARIZZA B. GRANDE
Officer-in-Charge
Assistant National Statistician
Civil Registration Service
Philippine Statistics Authority



1st National Convention on Civil Registration and Vital Statistics

01 September 2021
Thunderbird Resorts and Casinos Rizal,
Binangonan, Rizal

INTRODUCTION ON CRVS DECADE 2015-2024



The Asia and Pacific CRVS Decade (2015-2024)
was proclaimed at the
Ministerial Conference
on Civil Registration and Vital Statistics (CRVS)
in Asia and the Pacific,
held on **24-28 November 2014 in Bangkok, Thailand**



Governments adopted the *Ministerial Declaration* to
“Get Every One in the Picture”
in Asia and the Pacific and committed to focus
their efforts on **improving national CRVS systems**



The Economic and Social Commission for Asia and the Pacific
adopted **resolution 71/14** on the
Asia and the Pacific Registration and Vital Statistics Decade
2015-2024 in May 2015

INTRODUCTION ON CRVS DECADE 2015-2024

Three Historical Outcomes

1

Adoption of the Ministerial Declaration to “Get everyone in the Picture” in Asia and the Pacific

2

Endorsement of the Regional Action Framework on CRVS in Asia and the Pacific

- 3 goals
- 15 national targets
- 7 action areas

3

Proclamation of the Asia and Pacific CRVS Decade 2015-2024



Get
every one
in the picture

Goals and Targets for CRVS Decade 2015-2024

Goals



Universal civil registration of births, deaths and other vital events;



All individuals are provided with legal documentation of civil registration of births, deaths and other vital events, as necessary, to claim identity, civil status and ensuing rights



Accurate, complete and timely vital statistics (including causes of death) are produced based on registration records and are disseminated

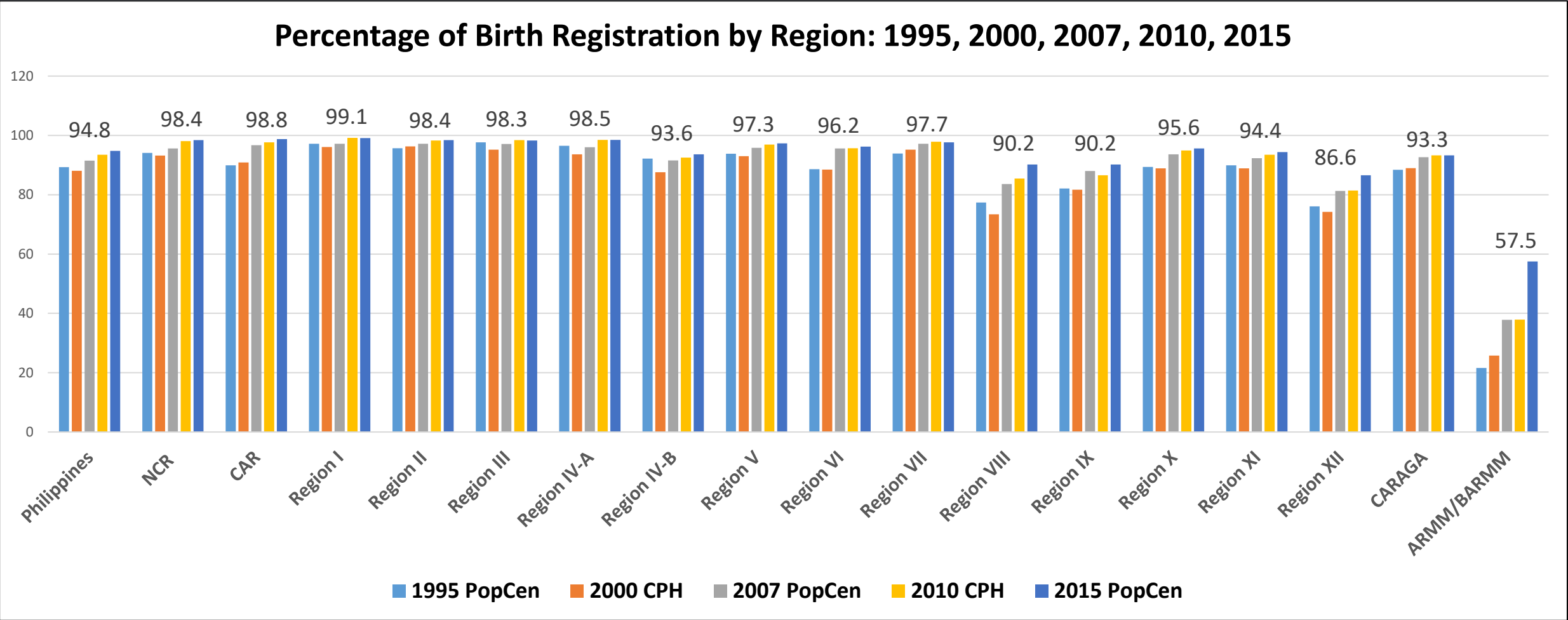


Get
every one
in the picture

Goals and Targets for CRVS Decade 2015-2024

A. Birth Registration

1. Assessing the level of birth registration (1995-2015) based on Census



Goals and Targets for CRVS Decade 2015-2024

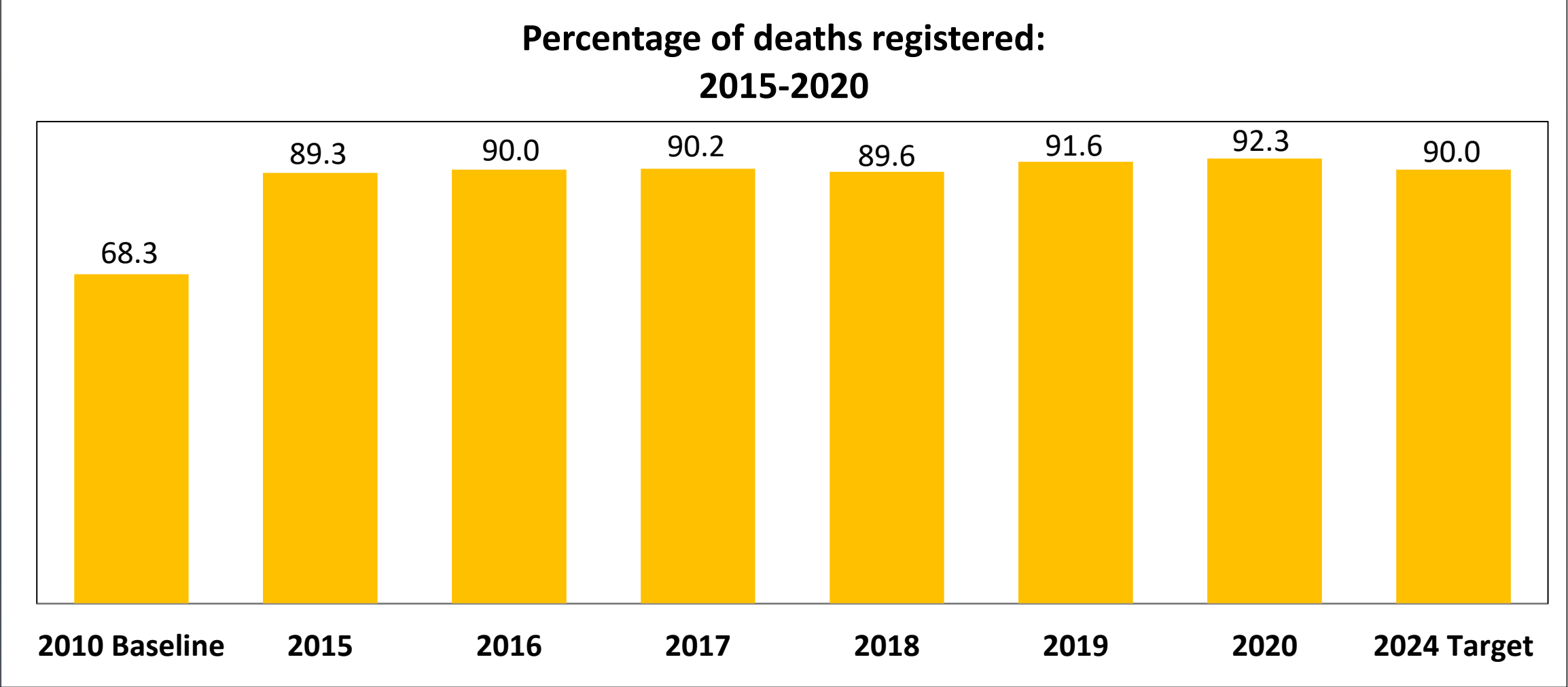
Goal 1: Universal civil registration of births, deaths, and other vital events

Birth Registration

Indicators		Baseline (2010)	2015	2016	2017	2018	2019	2020	Target (2024)
1A	Percentage of births in the territory and jurisdiction that are registered within one year of occurrence	89.3%	84.1%	82.5%	95.6%	80.6%	80.3%	71.8%	99.0%
1B	Percentage of children under 5 years old that have had their birth registered	90.2%	91.3%		91.8%				99.5%
1C	Percentage of ALL individuals that have had their birth registered	93.5%	94.9%						99.5%

Goals and Targets for CRVS Decade 2015-2024

Target 1D : By 2024, at least 90.0 percent of all deaths that take place in the territory and jurisdiction in the given year are registered.



Goals and Targets for CRVS Decade 2015-2024

Goal 2: All individuals are provided with legal documentation of civil registration of births, deaths, and other vital events, as necessary to claim identity, civil status and ensuing rights

	Indicators	Baseline (2010)	2015	2016	2017	2018	2019	2020p	Target (2024)
2A	Percentage of births registered accompanied with the issuance of an official birth certificate with minimum information in the given year	99.5%	100%	100%	100%	100%	100%	100%	100%
Number of births in the given year registered by the civil registration system within one year of occurrence (including late civil registration)		1,758,156	1,742,947	1,722,340	2,005,698	1,699,493	1,698,625	1,525,257	

Goals and Targets for CRVS Decade 2015-2024

Goal 2: All individuals are provided with legal documentation of civil registration of births, deaths, and other vital events, as necessary to claim identity, civil status and ensuing rights

	Indicators	Baseline (2010)	2015	2016	2017	2018	2019	2020	Target (2024)
2B	Percentage of deaths registered accompanied with the issuance of an official death certificate with minimum information	90.0%	100%	100%	100%	100%	100%	100%	100%
Total number of deaths in the given year registered by the civil registration system within one year of occurrence for which a death certificate was issued (A death certificate contains minimum information including deceased’s name, date of death, sex, and age)		488,265	561,493	583,458	585,537	591,863	628,433	628,757	

Goals and Targets for CRVS Decade 2015-2024

Goal 3: Accurate, complete, and timely vital statistics (including causes of deaths) are produced based on registration records and are disseminated.

3a	By 2024, annual nationally representative statistics on births – disaggregated by age of mother, sex of child, geographic area and administrative subdivision – are produced from registration records or other valid administrative data sources	yes	yes	yes	yes	yes	yes	yes	yes
3b	By 2024, annual nationally representative statistics on deaths – disaggregated by age, sex, cause of death defined by ICD (latest version as appropriate), geographic area and administrative subdivision – are produced from registration records or other valid administrative data sources.	yes	yes	yes	yes	yes	yes	yes	yes

Goals and Targets for CRVS Decade 2015-2024

Goal 3: Accurate, complete, and timely vital statistics (including causes of deaths) are produced based on registration records and are disseminated.

	3c	By 2024, <u>at least 100.0 percent of deaths occurring in health facilities</u> or with the attention of a medical practitioner have an underlying cause of death code derived from the medical certificate according to the standards defined by ICD (latest version as appropriate)	99.1	98.4	98.5	98.8	98.9	98.9	98.8	100
--	----	---	------	------	------	------	------	------	------	-----

Goals and Targets for CRVS Decade 2015-2024



Target 3D is “By 2024, the proportion of deaths coded to ill-defined codes will have been reduced by 50 percent of the baseline data (0.45 percent)”

The number of deaths with ill-defined codes were shown in the figure below:

	Variable	2010 Baseline	2015	2016	2017	2018	2019	2020
3D	Percentage of deaths coded to ill-defined codes (=100*(3/(1))	.9	2.0	1.8	1.6	1.5	1.2	1.1
Number of deaths with ill-defined codes and codes that cannot be an underlying cause		1,539	3,448	3,541	3,016	2,948	3,206	3,022

Goals and Targets for CRVS Decade 2015-2024

Goal 3: Accurate, complete, and timely vital statistics (including causes of deaths) are produced based on registration records and are disseminated.

	3e	By 2024, <u>at least 85.0 percent of deaths taking place outside of a health facility and without the attention of a medical practitioner have their underlying cause of death code</u> determined through verbal autopsy in line with international standards.								
	3f	By 2018, key summary tabulations of vital statistics on births and deaths using registration records as the primary source, are made available in the public domain in electronic format annually, and within one calendar year.	yes				2017 yes	2018 Yes	2019 yes	2020 Yes

Goals and Targets for CRVS Decade 2015-2024

Goal 3: Accurate, complete, and timely vital statistics (including causes of deaths) are produced based on registration records and are disseminated.

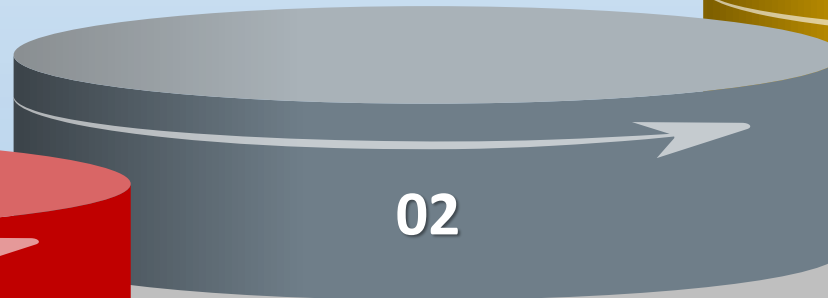
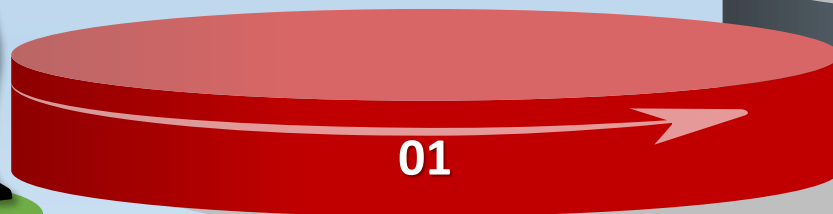
	3g	By 2017, key summary tabulations of vital statistics on causes of death using registration records as the primary source, are made available in the public domain in electronic format annually, and within two calendar years.	yes			yes	yes	yes	yes	yes
	3h	By 2019, an accurate, complete and timely vital statistics report for the previous two years, using registration records as the primary source, is made available in the public domain.	yes					yes	yes	yes

Way Forward

- ▶ Active participation of the CRVS stakeholders in the Second Ministerial Conference on Civil Registration and Vital Statistics to be held on 9-11 November 2021

- ▶ Continuous improvement of the frontline services and updating of policy issuances

- ▶ Intensify civil registration campaign on birth registration and other civil registry documents (collab with govt agencies i.e. OPPAP, IDEALS, etc)



Way Forward

- ▶ Lobbying for the amendment of the Civil Registry Law

04

- ▶ Improvement on the quality of death statistics through conduct of capacity building (ICD 10, MCCOD, IRIS)

05

- ▶ Initiate projects for improving birth and death registration especially in areas with low level of registrations (i.e BARMM, Region XII)

06



Thank you!



<http://www.psa.gov.ph>



<http://openstat.psa.gov.ph>



<https://twitter.com/PSAgovph>



<https://www.facebook.com/PhilippineStatisticsAuthority>