



# The Philippine Sustainable Development Goals Pace of Progress Results

Based on the SDG Watch posted last 27 January 2023



## What we have?

### PSA Board Resolution No.5 Series of 2020

#### ADOPTION OF THE UNESCAP SDG MEASURES AND THE TIME DISTANCE MEASURE IN TRACKING THE SDG PROGRESS

To provide a complete picture of progress toward the SDGs and highlight goals and targets where further action is required, and take into consideration the relevant factors that would contribute to the attainment of the SDG targets.

- Current Status Index (CSI)
- Anticipated Progress Index (API)
- Time Distance Measure\*

### PSA Board Resolution No.9 Series of 2017

#### APPROVING AND ADOPTING THE INITIAL LIST OF SUSTAINABLE DEVELOPMENT GOALS FOR MONITORING IN THE PHILIPPINES

These global indicators will be the core of all other sets of indicators and Member States (MS) will develop indicators at regional, national, and sub-national levels, to complement the global indicators, taking into account national circumstances. This can be accessed from the PSA website through this link: [https://psa.gov.ph/sites/default/files/phd-d/PSA%20Board%20Resolution%20No.%209%20s.%202017%20signed\\_0.pdf](https://psa.gov.ph/sites/default/files/phd-d/PSA%20Board%20Resolution%20No.%209%20s.%202017%20signed_0.pdf)

## PHILIPPINE SDG INDICATORS DATABASE



This includes the available data for the Philippine SDG Indicators since 2000. These can be accessed from this link: <https://openstat.psa.gov.ph/Database/Sustainable-Development-Goals>  
**Target Data** reflected in the SDG Watch and used in the generation of the Pace of Progress were determined through the SDG target setting workshops organized by the National Economic and Development Authority (NEDA), in collaboration with the Philippine Institute for Development Studies (PIDS), conducted in 2019. These can be accessed from this link: <http://sdg.neda.gov.ph/2030-nationally-determined-numerical-targets-for-the-sdgs/>

## PEOPLE



**77** TOTAL NUMBER OF INDICATORS  
OF WHICH, THE NUMBER OF INDICATORS WITH MEASURABLE PACE OF PROGRESS IS:  
CURRENT STATUS INDEX **46** ANTICIPATED PROGRESS INDEX **45**



## PLANET



**25** TOTAL NUMBER OF INDICATORS  
OF WHICH, THE NUMBER OF INDICATORS WITH MEASURABLE PACE OF PROGRESS IS:  
CURRENT STATUS INDEX **6** ANTICIPATED PROGRESS INDEX



## PROSPERITY



**30** TOTAL NUMBER OF INDICATORS  
OF WHICH, THE NUMBER OF INDICATORS WITH MEASURABLE PACE OF PROGRESS IS:  
CURRENT STATUS INDEX **12** ANTICIPATED PROGRESS INDEX **11**



## PEACE



**10** TOTAL NUMBER OF INDICATORS  
OF WHICH, THE NUMBER OF INDICATORS WITH MEASURABLE PACE OF PROGRESS IS:  
CURRENT STATUS INDEX **2** ANTICIPATED PROGRESS INDEX



## PARTNERSHIP



**13** TOTAL NUMBER OF INDICATORS  
OF WHICH, THE NUMBER OF INDICATORS WITH MEASURABLE PACE OF PROGRESS IS:  
CURRENT STATUS INDEX **1** ANTICIPATED PROGRESS INDEX



### Note:

- Please note that in analyzing the pace of progress, one must be cautious in comparing from the previous year since its estimation is affected by the number of indicators with updates and available disaggregation in a particular year. Hence, year-on-year comparison of the pace of progress should be handled carefully.
- Indicators with measurable pace of progress are those with numerical targets and have at least 2 or more data points (for Current Status Index), and 3 or more data points (for Anticipated Progress Index).
- \* Time Distance Measure is an additional information generated by Philippine Statistics Authority (PSA).



For technical inquiries:  
[sdg@psa.gov.ph](mailto:sdg@psa.gov.ph)



Like us on Facebook:  
[/PSAgovph](https://www.facebook.com/PSAgovph)

Vector designs/images are sourced from:  
[www.freepik.com](http://www.freepik.com) and [www.flaticon.com](http://www.flaticon.com)



Visit us at  
[www.psa.gov.ph](http://www.psa.gov.ph)



PSA-SDG  
Website  
QR Code



# The Philippine Sustainable Development Goals Pace of Progress Results

Based on the SDG Watch posted last 27 January 2023



## CURRENT STATUS INDEX

How much progress has been made since 2000?

- Assesses the current state of progress by creating a linkage between the progress made since 2000 in relation to the progress needed to achieve target by 2030.
- Data requirement:** 2 or more data points since 2000 and 2030 Numerical Targets



With the updates, we are now able to generate estimate for Goal 15: Life on Land. Although, this may still not reflect our achievement for Goal 15 as only one indicator satisfied data requirements.

## INTERPRETATION OF RESULTS

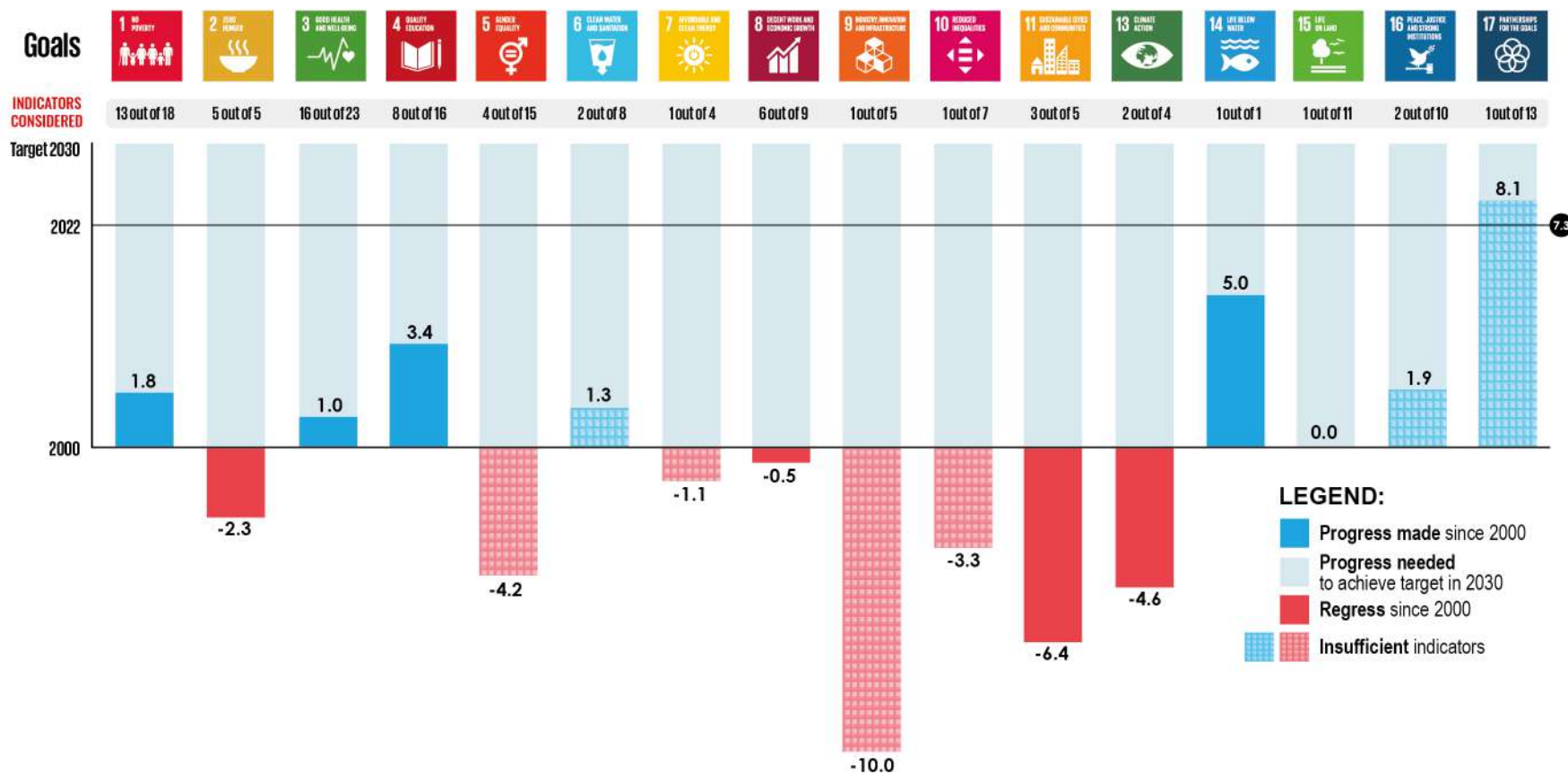
The length of the each bar shows the progress of the country since 2000.



### Note:

Please note that in analyzing the pace of progress, one must be cautious in comparing from the previous year since its estimation is affected by the number of indicators with updates and available disaggregation in a particular year. Hence, year-on-year comparison of the pace of progress should be handled carefully.

8 out of 17 goals have sufficient indicators or 50% of the indicators satisfied the required data.





# The Philippine Sustainable Development Goals Pace of Progress Results

Based on the SDG Watch posted last 27 January 2023



## ANTICIPATED PROGRESS INDEX

How likely will the numerical targets be achieved by 2030?

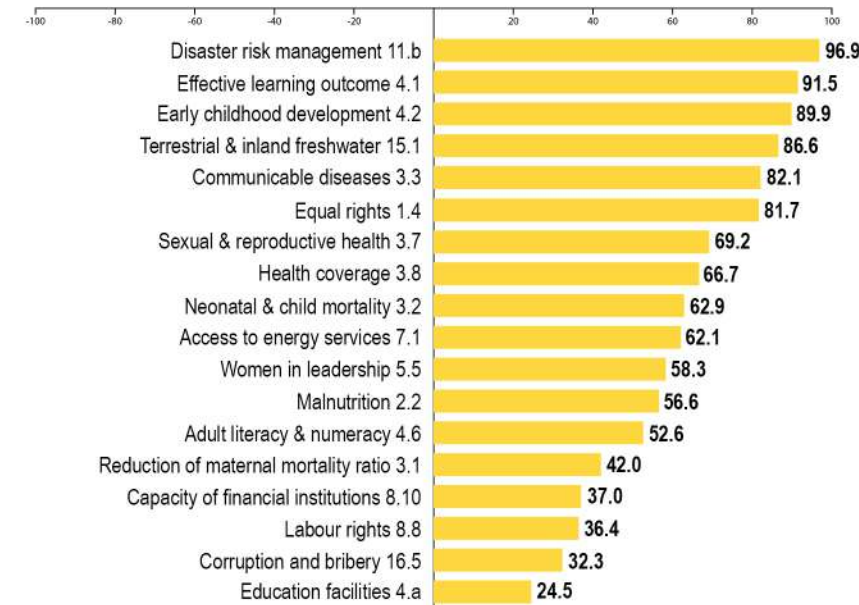
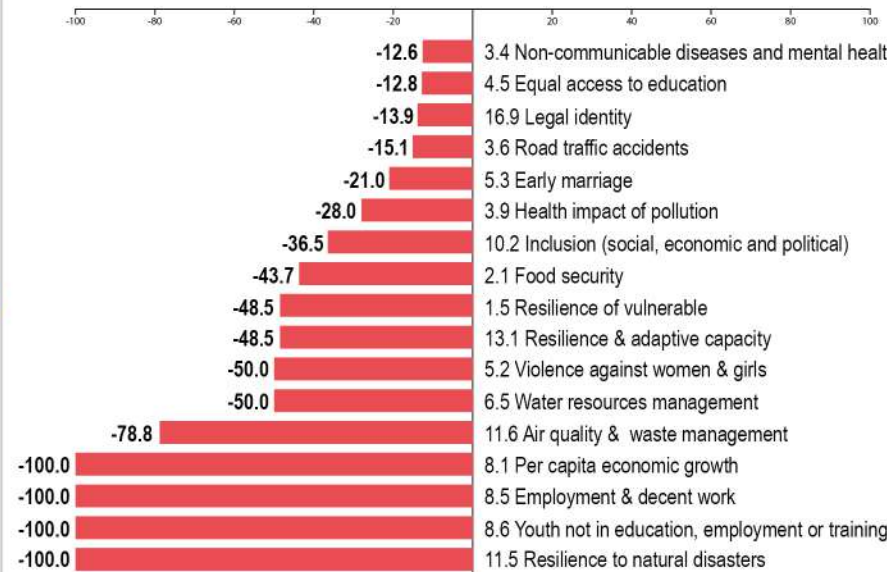



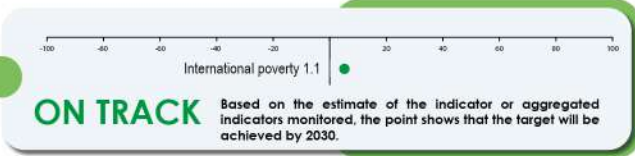
- Provides measure of how much extra effort is needed in order to meet the numerical target by end of target year (2030), assuming the pace of progress is sustained.
- **Data requirement:** 3 or more data points since 2000 and 2030 Numerical Targets.

**65 OUT OF 155**  
INDICATORS  
HAVE MEASURABLE  
PACE OF PROGRESS

AGGREGATED TO

**42 OUT OF 97**  
TARGETS

## INTERPRETATION OF RESULTS



### Note:

- Please note that in analyzing the pace of progress, one must be cautious in comparing from the previous year since its estimation is affected by the number of indicators with updates and available disaggregation in a particular year. Hence, year-on-year comparison of the pace of progress should be handled carefully.
- **Numerical Targets** - the nationally determined value committed by the country to be achieved by 2030.
- **Targets** - set of outcome targets or means of implementation targets which guide in realization of the global goals.





# The Philippine Sustainable Development Goals Pace of Progress Results

Based on the SDG Watch posted last 27 January 2023



## ANTICIPATED PROGRESS INDEX

How likely will the numerical targets be achieved by 2030?

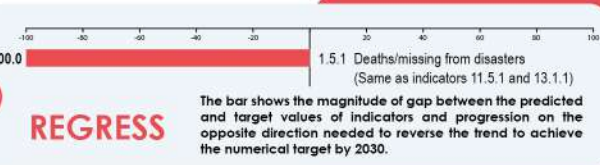
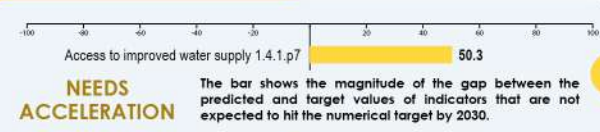
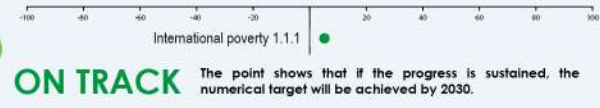
- Provides measure of how much extra effort is needed in order to meet the numerical target by end of target year (2030), assuming the pace of progress is sustained.
- Data requirement:** 3 or more data points since 2000 and 2030 Numerical Targets.

**65 OUT OF 155**  
**INDICATORS**  
HAVE MEASURABLE  
PACE OF PROGRESS

AGGREGATED TO

**42 OUT OF 97**  
**TARGETS**

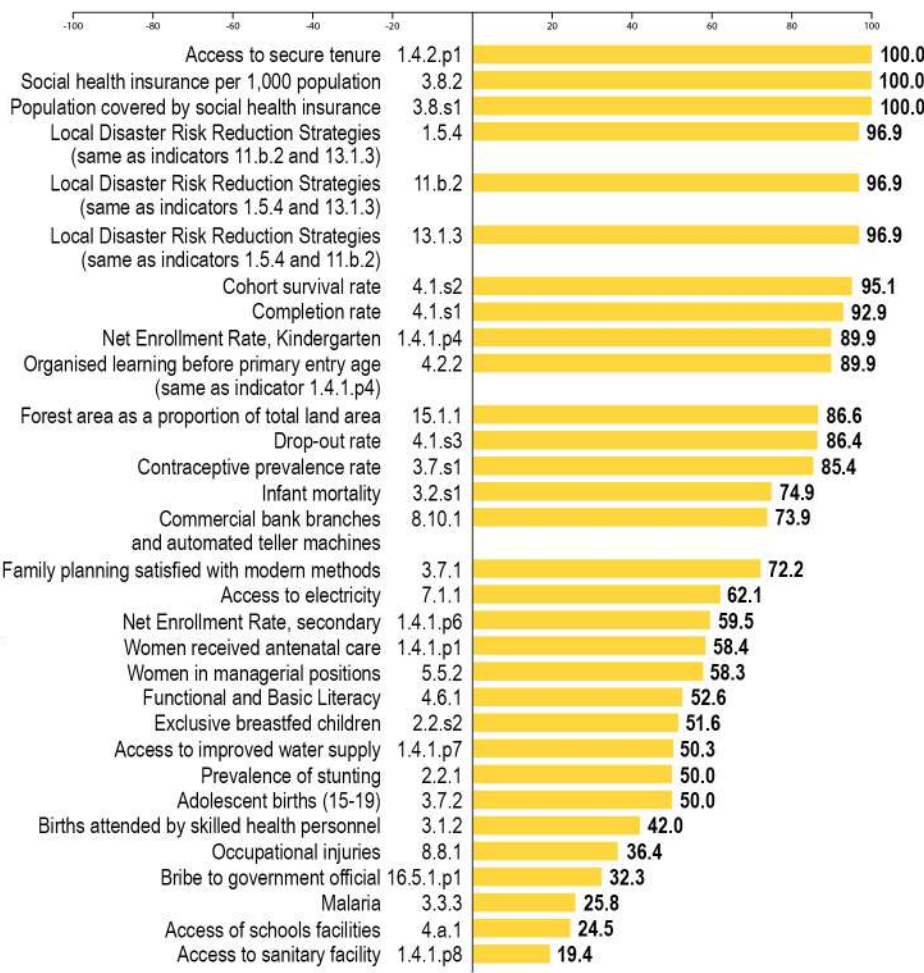
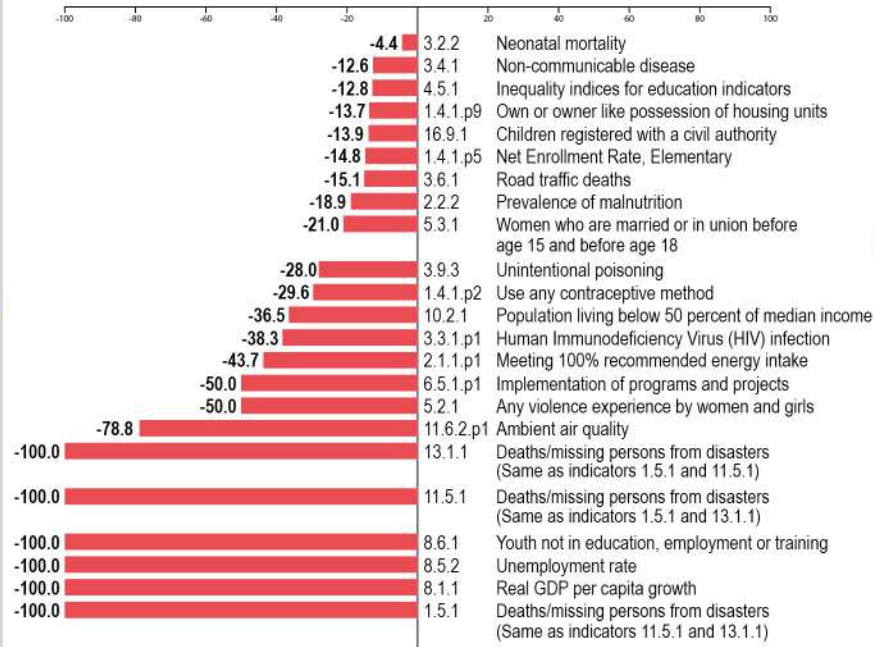

## INTERPRETATION OF RESULTS



**16.9%**  
**11 indicators**  
**ON TRACK**  
(Values ranges from 0 to 10)  
Maintain progress to achieve the target

**47.7%**  
**31 indicators**  
**NEEDS ACCELERATION**  
(Values ranges from >10 to 100)  
Needs to accelerate progress to achieve the target

**35.4%**  
**23 indicators**  
**REGRESS**  
(Values less than 0)  
Reverse trend to achieve the target



### Note:

Please note that in analyzing the pace of progress, one must be cautious in comparing from the previous year since its estimation is affected by the number of indicators with updates and available disaggregation in a particular year. Hence, year-on-year comparison of the pace of progress should be handled carefully.

