




<div>  <div> REPUBLIC OF THE PHILIPPINES PHILIPPINE STATISTICS AUTHORITY </div> </div> <div>  </div>				
Based on submissions as of 28 February 2025				
<div>  <div> GOAL 17. STRENGTHEN THE MEANS OF IMPLEMENTATION AND REVITALIZE THE GLOBAL PARTNERSHIP FOR SUSTAINABLE DEVELOPMENT </div> </div>				
Goals/Targets/Indicators	Baseline	Latest	Target ^{1/}	Data Source Agency
target 17.1 Strengthen domestic resource mobilization, including through international support to developing countries, to improve domestic capacity for tax and other revenue collection				
17.1.1 Total government revenue as a proportion to gross domestic product ^{2/}	15.1 2015	15.7 2023	17.1 2030	PSNA, PSA
17.1.2 Proportion of domestic budget funded by domestic taxes	74.1 2016	56.9 2023		BESF for Tax Revenues, DBM GAA, DBM
target 17.3 Mobilize additional financial resources for developing countries from multiple sources				
17.3.1 Additional financial resources mobilized in the Philippines				
17.3.1.1 Foreign direct investments as a proportion of total domestic budget ^{3/}	18.4 2016	11.5 2019		BSP-BOP Statistics General Appropriations Act, DBM
17.3.1.2 Official development assistance as a proportion of total domestic budget ^{4/}	3,320.8 ^r 2016	6,332.7 2023		ODA Portfolio Review, NEDA General Appropriations Act, DBM
17.3.2 Volume of remittances as a proportion of gross domestic product	9.2 2015	8.5 2023		BOP, BSP National Accounts, PSA
target 17.4 Assist developing countries in attaining long-term debt sustainability through coordinated policies aimed at fostering debt financing, debt relief and debt restructuring, as appropriate, and address the external debt of highly indebted poor countries to reduce debt distress				
17.4.1 Debt service as a proportion of exports of goods and services	7.7 2015	14.3 ^p 2023		External Debt Ratios, BSP
target 17.6 Enhance North-South, South-South and triangular regional and international cooperation on and access to science, technology and innovation and enhance knowledge sharing on mutually agreed terms, including through improved coordination among existing mechanisms, in particular at the United Nations level, and through a global technology facilitation mechanism				
17.6.1 Fixed internet broadband subscriptions per 100 population	2.14 2016	6.89 2023	100.0 2030	Administrative Data, DICT
target 17.8 Fully operationalize the technology bank and science, technology and innovation capacity-building mechanism for least developed countries by 2017 and enhance the use of enabling technology, in particular information and communications technology				
17.8.1.p1 Proportion of population with exposure to internet ^{5/} (same as SDG indicator 4.4.1.p1)	48.1 2013	75.4 2019	100.0 2030	FLEMMS, PSA
17.8.1.p1.1 Proportion of population with exposure to social interaction in the internet (same as SDG indicator 4.4.1.p1.1)	43.8 2013	73.9 2019	100.0 2030	FLEMMS, PSA
17.8.1.p1.2 Proportion of population with exposure to research work/study in the internet (same as SDG indicator 4.4.1.p1.2)	42.2 2013	63.6 2019	100.0 2030	FLEMMS, PSA
target 17.8 Enhance global macroeconomic stability, including through policy coordination and policy coherence				
17.13.1 Macroeconomic Dashboard				
17.13.1.1 Current account balance as a proportion of gross domestic product	2.4 2015	-2.7 2023		BSP
17.13.1.2 Portfolio investment, net (balance of payments) (in million USD)	5,470.92 2015	3,004.74 2023		BSP
17.13.1.4 Personal remittances, received, as a proportion of gross domestic product	9.2 2015	8.5 2023		BSP
17.13.1.5 Gross public sector debt, central government, as a proportion of gross domestic product ^{6/}	0.5 2015	0.6 2022		DOF
17.13.1.6 External debt stocks as a proportion of gross national income	22.7 2015	25.8 2023		BSP
17.13.1.7 Debt service (in million USD)	5,584.29 2015	14,806.69 ^p 2023		BSP
17.13.1.8 Bank nonperforming loans to total gross loans (same as SDG Indicator 10.5.1.4)	1.9 2015	3.2 2023		BSP
Net stable funding ratio (consolidated)	128.2 2019	134.1 2023		BSP
Liquidity Coverage Ratio	162.9 2017	179.0 2023		BSP
17.13.1.9 Bank capital to assets ratio	10.0 2015	10.1 2023		BSP
17.13.1.10 Total reserves in months of imports	9.9 2015	7.6 2023		BSP
17.13.1.11 Broad money to total reserves ratio ^{7/}	2.6 2015	3.5 2023		BSP
17.13.1.12 Annual broad money growth ^{7/}	9.3 2015	7.4 2023		BSP

Goals/Targets/Indicators		Baseline	Latest	Target ^{1/}	Data Source Agency
17.13.1.13	Annual inflation, consumer prices	0.7 2015	6.0 2023		2018-based Consumer Price Index
17.13.1.14	Cash surplus/deficit as a proportion of gross domestic product	-0.9 2015	-6.2 2023		National Accounts, PSA
17.13.1.15	Tax revenue as a proportion of gross domestic product	13.0 2015	14.1 2023		National Accounts, PSA
17.13.1.16	Annual growth of the general government final consumption expenditure	7.9 2015	0.6 2023		National Accounts, PSA
17.13.1.17	Annual growth of households and non-profit institutions serving households final consumption expenditure	6.4 2015	5.6 2023		National Accounts, PSA
17.13.1.18	Annual growth of exports of goods and services	10.0 2015	1.4 2023		National Accounts, PSA
17.13.1.19	Annual growth of the gross capital formation	13.4 2015	5.9 2023		National Accounts, PSA
17.13.1.20	Annual growth of imports of goods and services	15.0 2015	1.0 2023		National Accounts, PSA
17.13.1.21	Annual gross domestic product growth	6.3 2015	5.5 2023		National Accounts, PSA
17.13.1.22	Total unemployment out of total labour force (same as SDG indicator 8.5.2)				
	15 years and above	6.3 2015	4.3 2023		LFS, PSA
	Female	5.8 2015	4.6 2023		LFS, PSA
	Male	6.6 2015	4.1 2023		LFS, PSA
	15 to 24 years old	14.9 2015	10.7 2023		LFS, PSA
	Female	15.9 2015	12.5 2023		LFS, PSA
	Male	14.3 2015	9.5 2023		LFS, PSA
	25 years old and above	4.3 2015	3.3 2023		LFS, PSA
	Female	3.6 2015	3.5 2023		LFS, PSA
	Male	4.8 2015	3.2 2023		LFS, PSA
17.13.1.23	Merchandise trade as a proportion of gross domestic product	39.7 2015	43.9 2023		National Accounts, PSA
target 17.18 By 2020, enhance capacity-building support to developing countries, including for least developed countries and small island developing States, to increase significantly the availability of high-quality, timely and reliable data disaggregated by income, gender, age, race, ethnicity, migratory status, disability, geographic location and other characteristics relevant in national contexts					
17.18.2	National statistical legislation complies with the United Nations Fundamental Principles of Official Statistics * ^{8/}	1 2015	1 2024	1 2030	PSA
17.18.3	National statistical plan that is fully funded and under implementation * ^{9/}	1 2016	1 2024	1 2030	PSDP, PSA
target 17.19 By 2030, build on existing initiatives to develop measurements of progress on sustainable development that complement gross domestic product, and support statistical capacity-building in developing countries					
17.19.1.p1	Budget of Philippine Statistics Authority and Philippine Statistical Research and Training Institute on statistical development programs (in million PhP)				
	Philippine Statistics Authority	4,951.39 2015	9,020.00 2024		PSA
	Philippine Statistical Research and Training Institute	34.53 2015	67.78 2022		PSRTI
17.19.2	The Philippines conducted (a) at least one population and housing census in the last 10 years; and (b) achieved 100 percent birth registration and 80 percent death registration *				
17.19.2.1	Proportion of countries that have conducted at least one population and housing census in the last 10 years ^{10/}	1 2015	1 2020	1 2030	PSA
17.19.2.2	Proportion of countries that have achieved 100 percent birth registration and 80 percent death registration				PSA
	Achieved 100 percent birth registration	0 2015	0 2022	1 2030	PSA
	Achieved 80 percent death registration	1 2015	1 2022	1 2030	PSA
17.19.s1	Birth and death registration rate				
17.19.s1.1	Birth registration rate ^{11/}	83.4 ^r 2015	82.9 ^r 2021	100.0 2030	PSA
17.19.s1.2	Death registration rate ^{11/}	88.8 ^r 2015	95.4 ^r 2021	80.0 2030	PSA
The SDG Watch is compiled by the Philippine Statistics Authority as the official repository of SDG indicators in the Philippines per PSA Board Resolution No. 09 Series of 2017 . More statistical information on the Philippine SDGs can be accessed at http://psa.gov.ph/sdg .					

Goals/Targets/Indicators	Baseline	Latest	Target ^{1/}	Data Source Agency
--------------------------	----------	--------	----------------------	--------------------

NOTES:				
*	1 if the country satisfies the requirement of the indicator; 0, otherwise.			
p	Preliminary data.			
r	Revised data.			
1/	This is based on the updated 2030 nationally determined numerical targets for the SDGs identified through the conduct of consultation and validation workshops through the Sub-Committee on SDGs of the DBCC and its TWG spearheaded by the NEDA.			
2/	Updated based on the latest available data on the National Government Revenues from BTr as of July 2023, and estimates of the National Accounts of the Philippines as of August 2023.			
3/	FDI for 2019 only covers January to November 2019.			
4/	The data series were revised due to new concepts on the computation of ODA SDG Indicators as provided by NEDA.			
5/	This covers population aged 10 to 64 years. The 2019 data excludes those who did not report their exposure to the internet in the estimation of the indicator.			
6/	Excludes Relent Loans and Other Regular Liabilities such as Deposit Liabilities (DBP and LBP), Accounts Payable, Accrued Expenses, Taxes Payable and etc.			
7/	Starting 2023, the demand side survey for financial inclusion will be renamed to Consumer Finance and Inclusion Survey (CFIS) from Financial Inclusion Survey (FIS). The 2023 CFIS is expected to be released in 2025.			
8/	The following are the supporting legislation and order for the indicator: - Republic Act No. 10625, An Act Reorganizing the Philippine Statistical System, Repealing for the Purpose Executive Order Numbered One Hundred Twenty-One, Entitled "Reorganizing and Strengthening the Philippine Statistical System and for Other Purposes," otherwise known as the "Philippine Statistical Act of 2013" - Executive Order No. 352, Designation of Statistical Activities That Will Generate Critical Data for Decision-Making of the Government and the Private Sector, stipulates the conduct of census on population and housing every 10 years and mid-decade census primarily to update the population count in all barangays nationwide.			
9/	Republic Act (RA) No. 10625 or the Philippine Statistical Act of 2013 mandates the PSA to prepare, in consultation with the PSA Board, a Philippine Statistical Development Program (PSDP). The latest PSDP is the PSDP 2018-2023.			
10/	Executive Order No. 352, Designation of Statistical Activities That Will Generate Critical Data for Decision-Making of the Government and the Private Sector, stipulates the conduct of census on population and housing every 10 years and mid-decade census primarily to update the population count in all barangays nationwide.			
11/	Updates on birth and death registration rate were based on approved interim estimation methodologies.			

ACRONYMS:	
BESF	Budget of Expenditures and Sources of Financing
BOP	Balance of Payments
BSP	Bangko Sentral ng Pilipinas
BTr	Bureau of Treasury
CRESS	Country Report on Support to Statistics
DBCC	Development Budget Coordination Committee
DBM	Department of Budget and Management
DBP	Development Bank of the Philippines
FDI	Foregin Direct Investment
FLEMMS	Functional Literacy, Education and Mass Media Survey
GAA	General Appropriations Act
ITU	International Telecommunication Union
LBP	Land Bank of the Philippines
NEDA	National Economic and Development Authority
NTC	National Telecommunications Commission
ODA	Official Development Assistance
PhP	Philippine Peso
PSA	Philippine Statistics Authority
PSDP	Philippine Statistical Development Program
PSNA	Philippine System of National Accounts
SDG	Sustainable Development Goals
TIDCORP	Trade & Investment Corporation
TWG	Technical Working Groups
USD	United States Dollars