

SEASONALLY ADJUSTED CONSUMER PRICE INDEX (2000=100)
Food, Beverages & Tobacco
(NCR and AONCR - OCTOBER 2008)

Fig 1a. Seasonally Adjusted CPI of FBT in NCR
October 2007 to October 2008

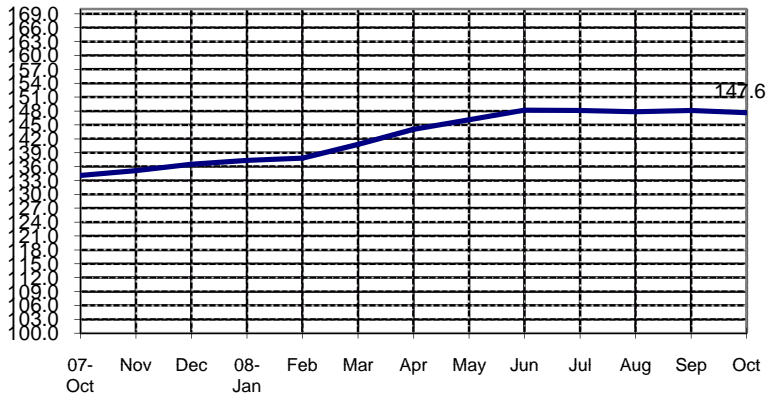


Fig 2a. Month-on-Month Change of Seasonally Adjusted CPI of FBT in NCR : October 2007 to October 2008

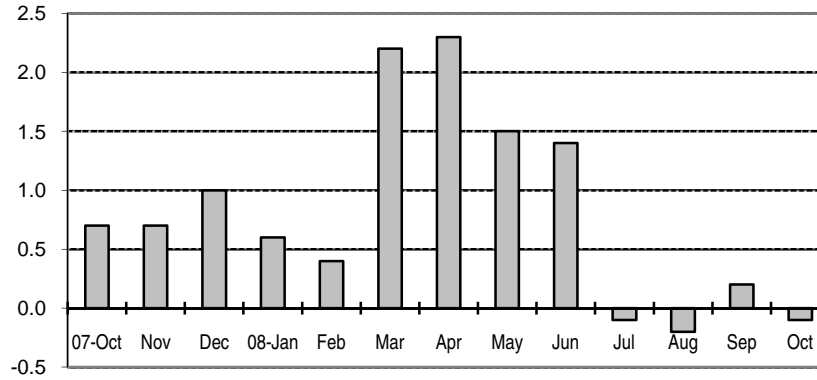


Fig 1b. Seasonally Adjusted CPI of FBT in AONCR
October 2007 to October 2008

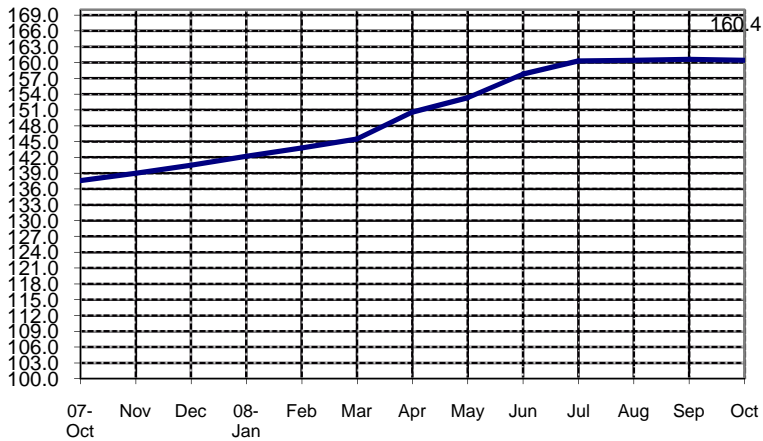
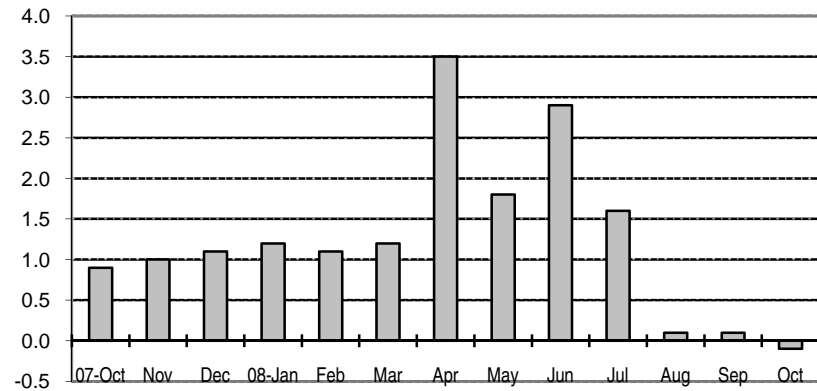


Fig 2b. Month-on-Month Change of Seasonally Adjusted CPI of FBT in AONCR : October 2007 to October 2008



SEASONALLY ADJUSTED CONSUMER PRICE INDEX (2000=100)
 Non-FBT items
(NCR and AONCR - OCTOBER 2008)

Fig 3a. Seasonally Adjusted CPI of Non-FBT in NCR
 October 2007 to October 2008

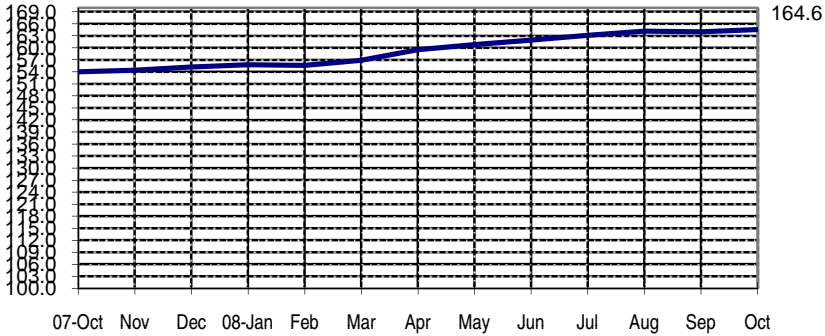


Fig 4a. Month-on-Month Change: Seasonally Adjusted CPI of Non-FBT in NCR : October 2007 to October 2008

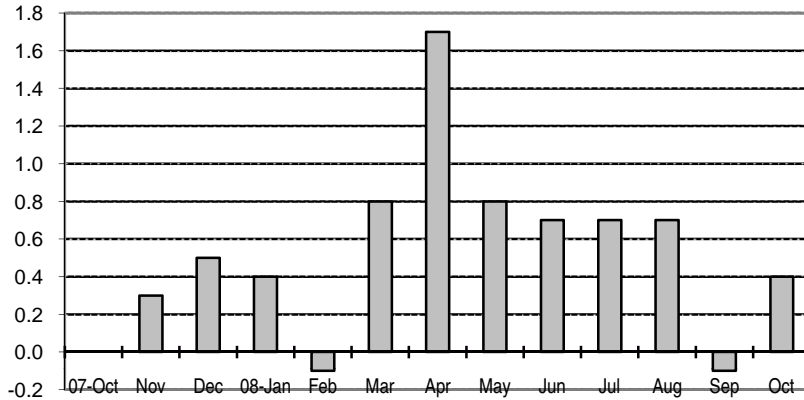


Fig 3b. Seasonally Adjusted CPI of Non-FBT in AONCR
 October 2007 to October 2008

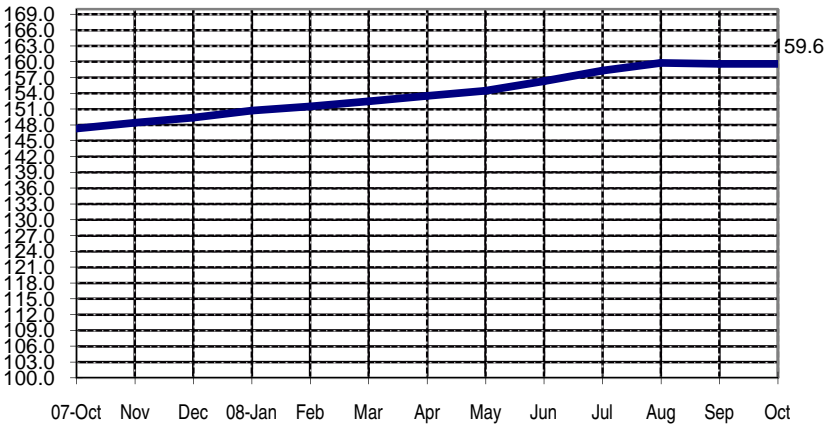


Fig 4b. Month-on-Month Change of Seasonally Adjusted CPI of Non-FBT in AONCR: October 2007 to October 2008

