

SEASONALLY ADJUSTED CONSUMER PRICE INDEX (2000=100)
Food, Beverages & Tobacco
(NCR and AONCR - SEPTEMBER 2009)

Fig 1a. Seasonally Adjusted CPI of FBT in NCR
September 2008 to September 2009

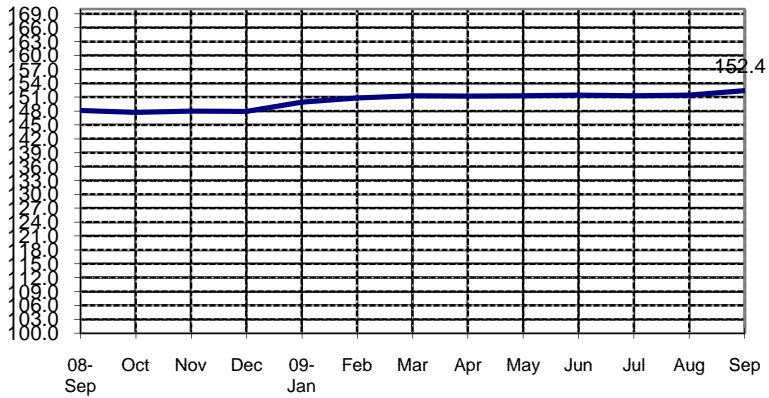


Fig 2a. Month-on-Month Change of Seasonally Adjusted CPI of FBT in NCR : September 2008 to September 2009

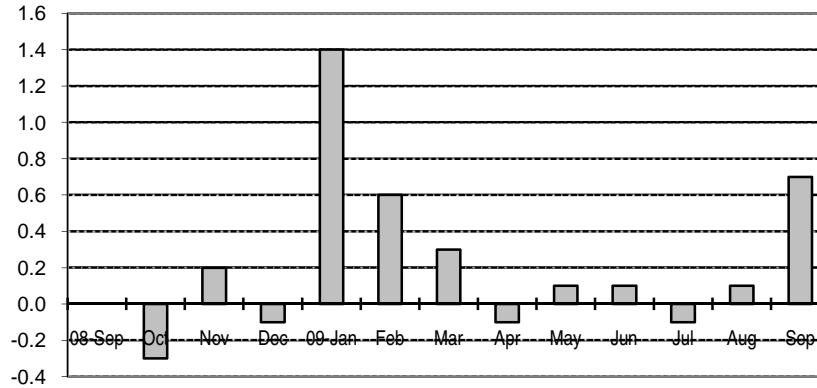


Fig 1b. Seasonally Adjusted CPI of FBT in AONCR
September 2008 to September 2009

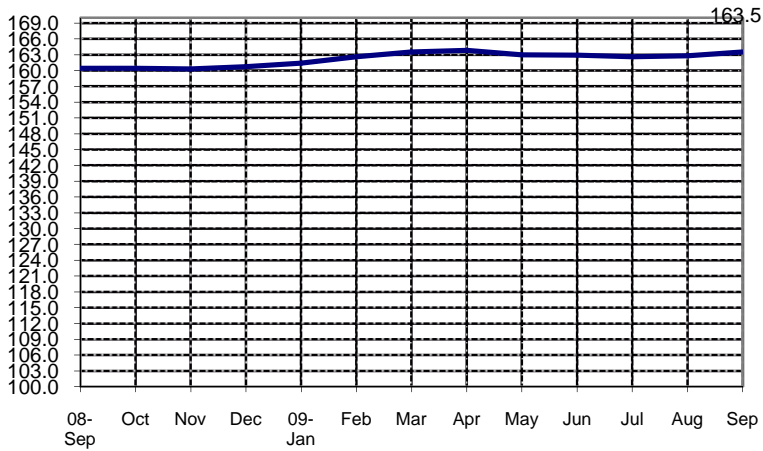
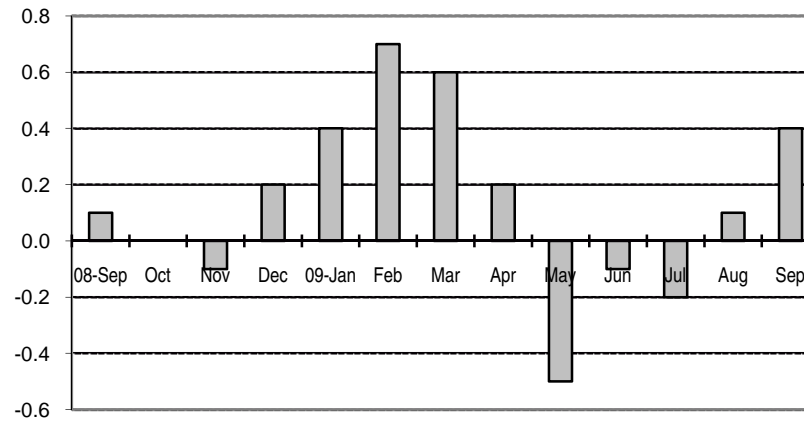


Fig 2b. Month-on-Month Change of Seasonally Adjusted CPI of FBT in AONCR : September 2008 to September 2009

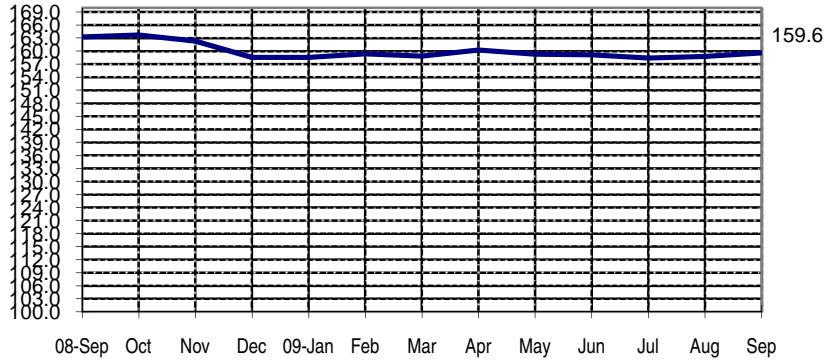


SEASONALLY ADJUSTED CONSUMER PRICE INDEX (2000=100)

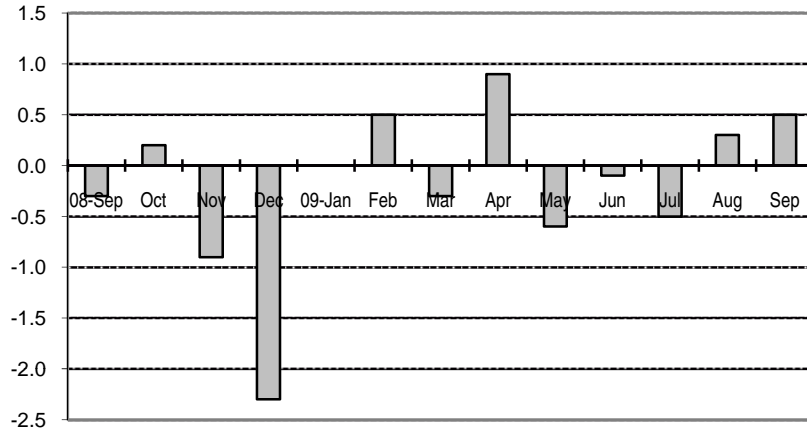
Non-FBT items

(NCR and AONCR - SEPTEMBER 2009)

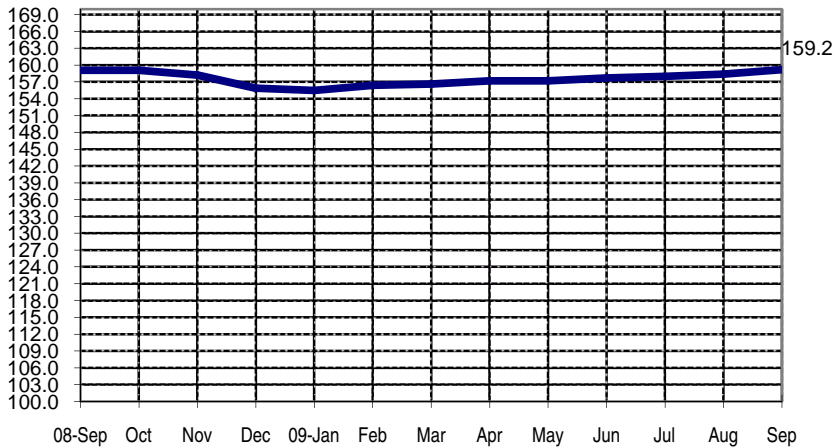
**Fig 3a. Seasonally Adjusted CPI of Non-FBT in NCR
September 2008 to September 2009**



**Fig 4a. Month-on-Month Change: Seasonally Adjusted CPI of
Non-FBT in NCR : September 2008 to September 2009**



**Fig 3b. Seasonally Adjusted CPI of Non-FBT in AONCR
September 2008 to September 2009**



**Fig 4b. Month-on-Month Change of Seasonally Adjusted CPI of
Non-FBT in AONCR: September 2008 to September 2009**

