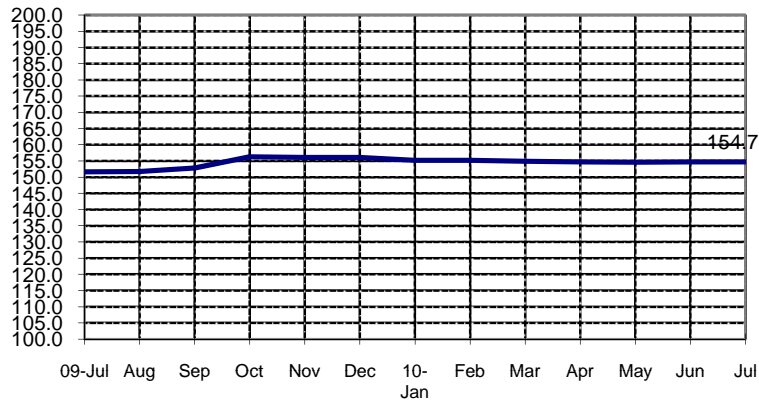
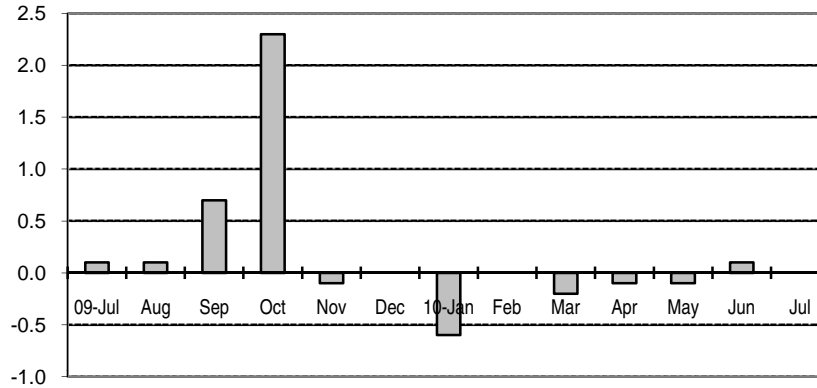


**SEASONALLY ADJUSTED CONSUMER PRICE INDEX (2000=100)**  
**Food, Beverages & Tobacco**  
**(NCR and AONCR - JULY 2010)**

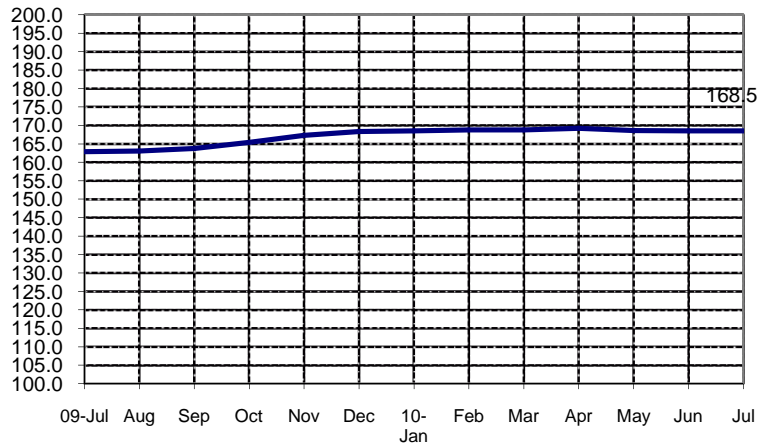
**Fig 1a. Seasonally Adjusted CPI of FBT in NCR**  
**July 2009 to July 2010**



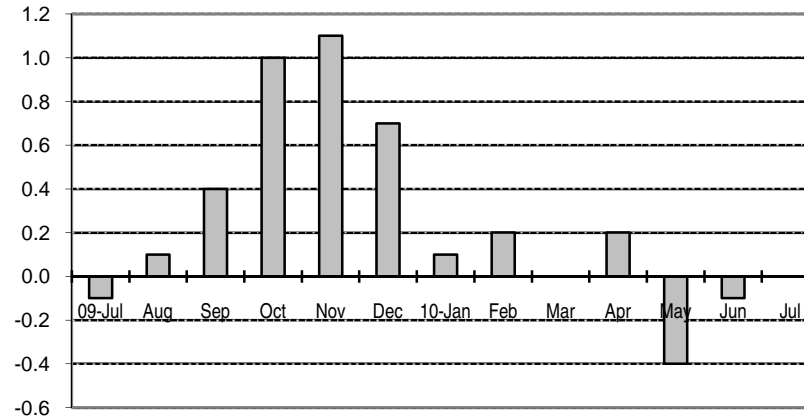
**Fig 2a. Month-on-Month Change of Seasonally Adjusted CPI of FBT in NCR : July 2009 to July 2010**



**Fig 1b. Seasonally Adjusted CPI of FBT in AONCR**  
**July 2009 to July 2010**



**Fig 2b. Month-on-Month Change of Seasonally Adjusted CPI of FBT in AONCR : July 2009 to July 2010**

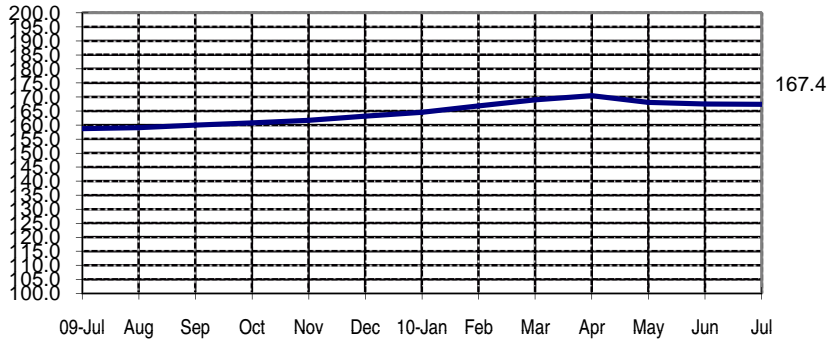


**SEASONALLY ADJUSTED CONSUMER PRICE INDEX (2000=100)**

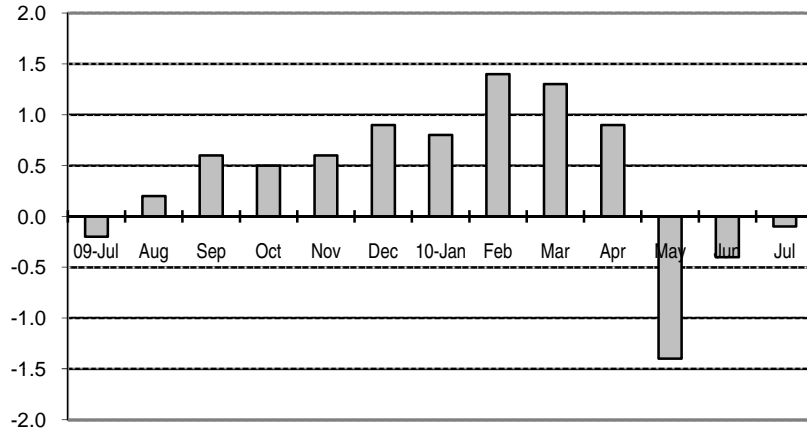
Non-FBT items

**(NCR and AONCR - JULY 2010)**

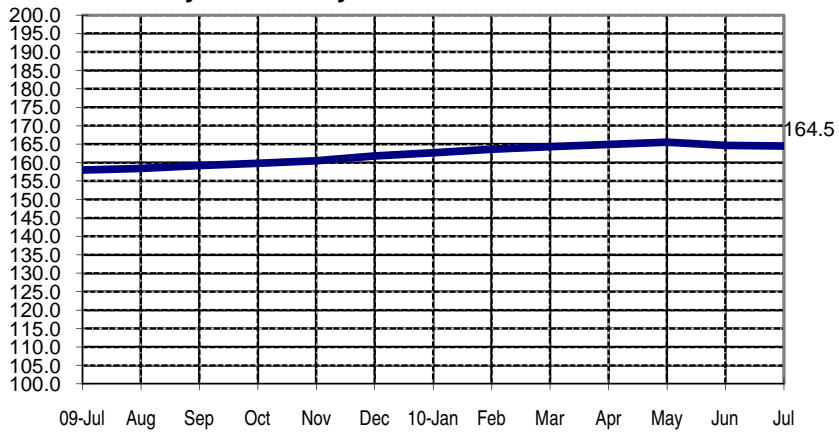
**Fig 3a. Seasonally Adjusted CPI of Non-FBT in NCR  
July 2009 to July 2010**



**Fig 4a. Month-on-Month Change: Seasonally Adjusted CPI of  
Non-FBT in NCR : July 2009 to July 2010**



**Fig 3b. Seasonally Adjusted CPI of Non-FBT in AONCR  
July 2009 to July 2010**



**Fig 4b. Month-on-Month Change of Seasonally Adjusted CPI of  
Non-FBT in AONCR: July 2009 to July 2010**

