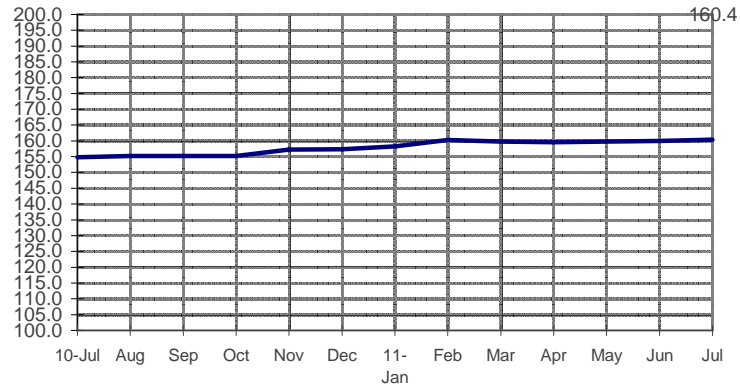


SEASONALLY ADJUSTED CONSUMER PRICE INDEX (2000=100)

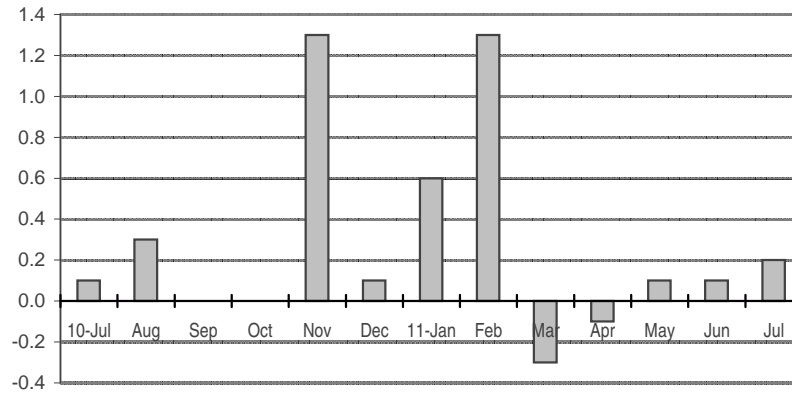
Food, Beverages & Tobacco

(NCR and AONCR - JULY 2011)

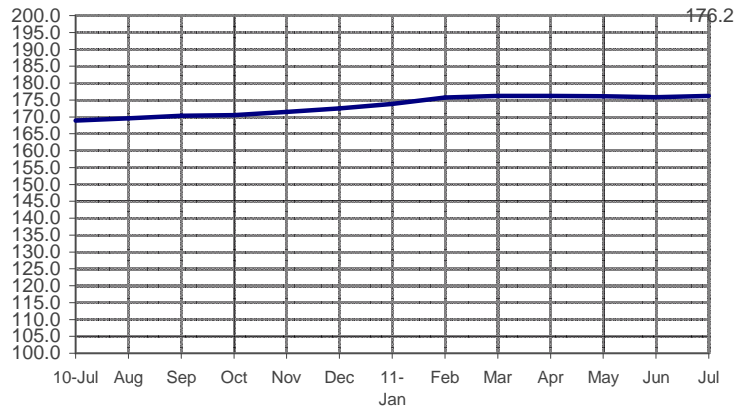
**Fig 1a. Seasonally Adjusted CPI of FBT in NCR
July 2010 to July 2011**



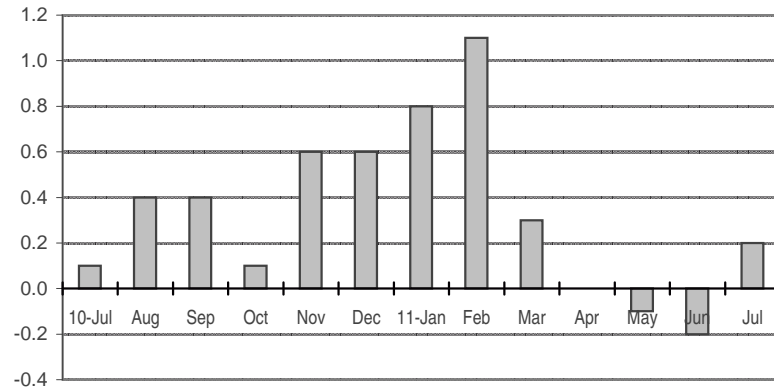
**Fig 2a. Month-on-Month Change of Seasonally Adjusted CPI of
FBT in NCR : July 2010 to July 2011**



**Fig 1b. Seasonally Adjusted CPI of FBT in AONCR
July 2010 to July 2011**



**Fig 2b. Month-on-Month Change of Seasonally Adjusted CPI of
FBT in AONCR : July 2010 to July 2011**

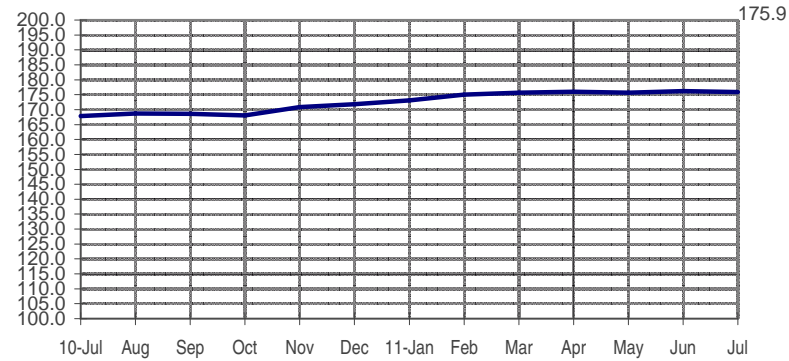


SEASONALLY ADJUSTED CONSUMER PRICE INDEX (2000=100)

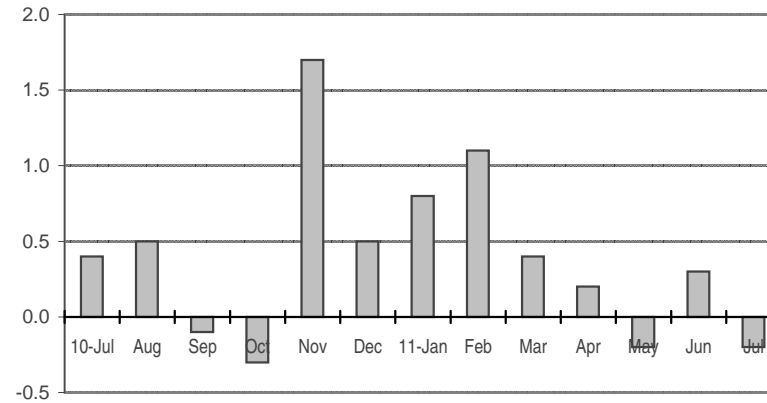
Non-FBT items

(NCR and AONCR - JULY 2011)

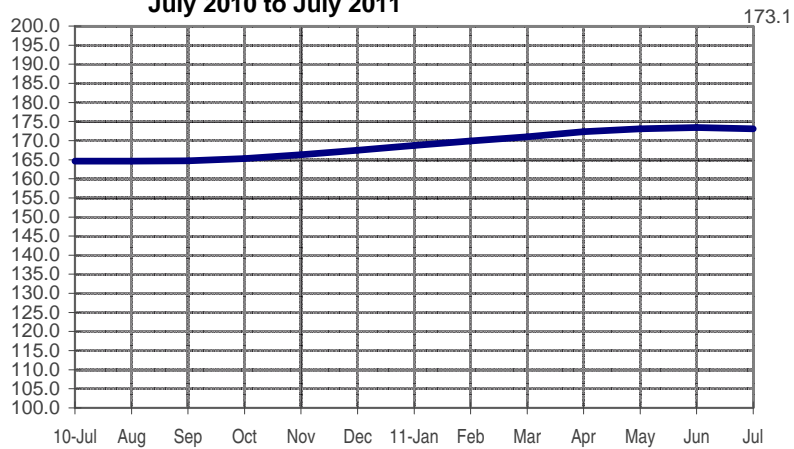
**Fig 3a. Seasonally Adjusted CPI of Non-FBT in NCR
July 2010 to July 2011**



**Fig 4a. Month-on-Month Change: Seasonally Adjusted CPI of
Non-FBT in NCR : July 2010 to July 2011**



**Fig 3b. Seasonally Adjusted CPI of Non-FBT in AONCR
July 2010 to July 2011**



**Fig 4b. Month-on-Month Change of Seasonally Adjusted CPI of
Non-FBT in AONCR: July 2010 to July 2011**

