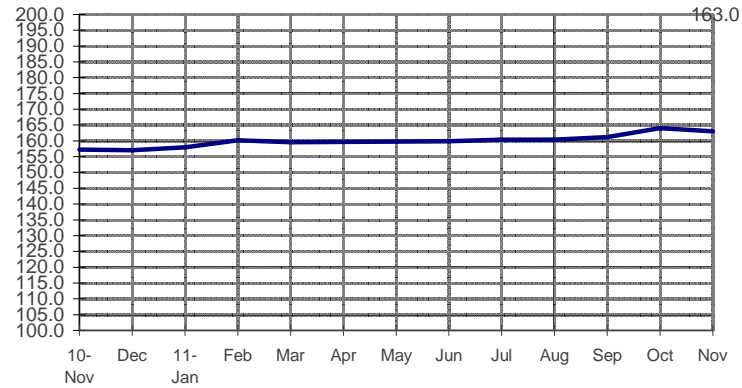
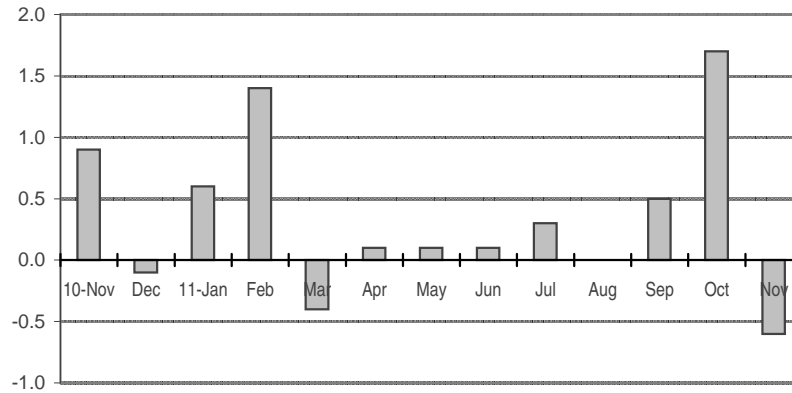


SEASONALLY ADJUSTED CONSUMER PRICE INDEX (2000=100)
 Food, Beverages & Tobacco
(NCR and AONCR - NOVEMBER 2011)

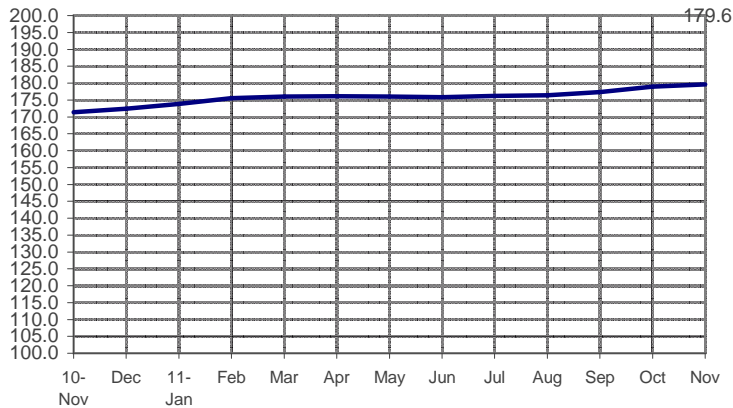
**Fig 1a. Seasonally Adjusted CPI of FBT in NCR
 November 2010 to November 2011**



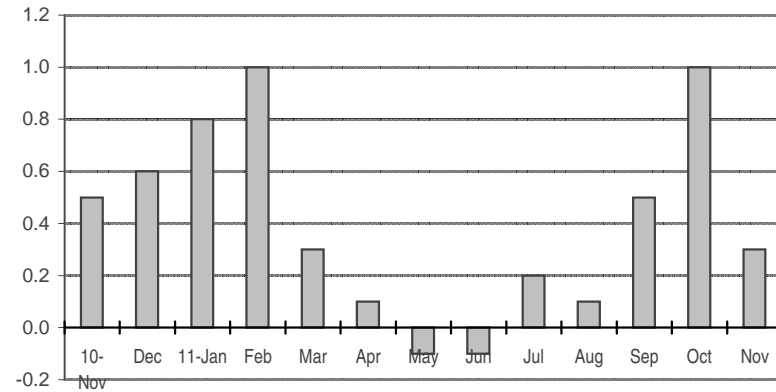
**Fig 2a. Month-on-Month Change of Seasonally Adjusted CPI of
 FBT in NCR : November 2010 to November 2011**



**Fig 1b. Seasonally Adjusted CPI of FBT in AONCR
 November 2010 to November 2011**



**Fig 2b. Month-on-Month Change of Seasonally Adjusted CPI of
 FBT in AONCR : November 2010 to November 2011**

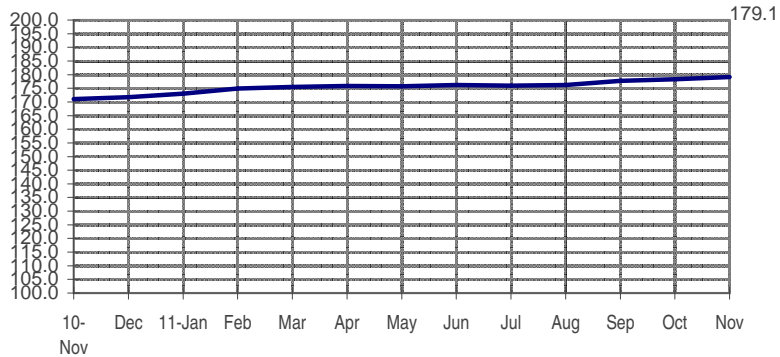


SEASONALLY ADJUSTED CONSUMER PRICE INDEX (2000=100)

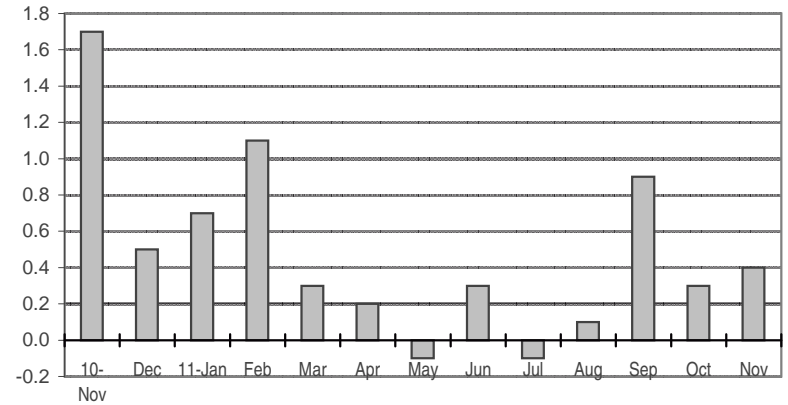
Non-FBT items

(NCR and AONCR - NOVEMBER 2011)

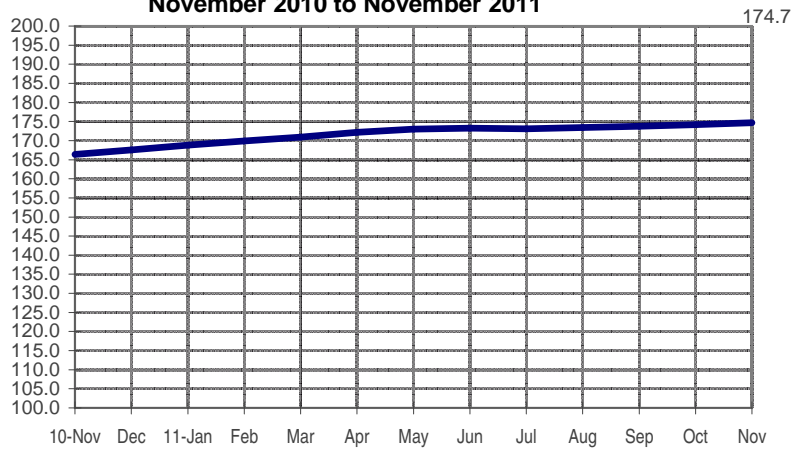
**Fig 3a. Seasonally Adjusted CPI of Non-FBT in NCR
November 2010 to November 2011**



**Fig 4a. Month-on-Month Change: Seasonally Adjusted CPI of
Non-FBT in NCR : November 2010 to November 2011**



**Fig 3b. Seasonally Adjusted CPI of Non-FBT in AONCR
November 2010 to November 2011**



**Fig 4b. Month-on-Month Change of Seasonally Adjusted CPI of
Non-FBT in AONCR: November 2010 to November 2011**

