

SPECIAL RELEASE

Price Situationer of Selected Agricultural Commodities

First Phase of November 2024

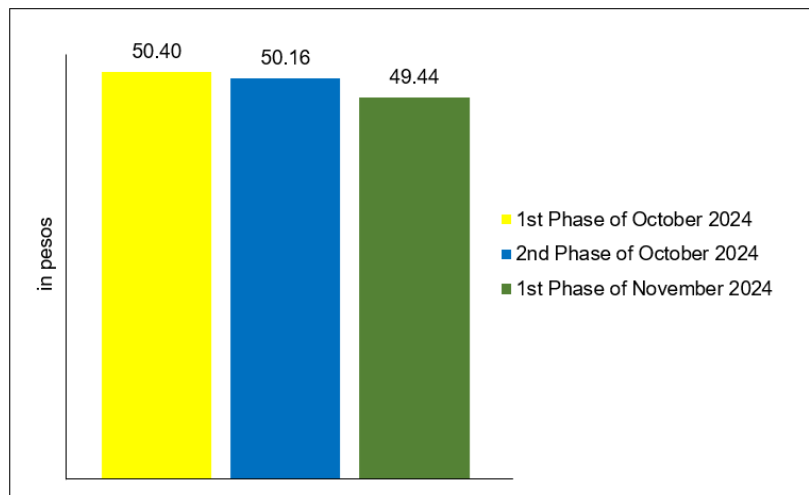
(Reference Period: 01 to 05 November 2024)

Date of Release: 19 November 2024

Reference No. 2024-SSO- 190

1. Rice, Regular Milled

Figure 1. Average Retail Price per Kilogram of Regular Milled Rice
Philippines: First Phase and Second Phase of October 2024
and First Phase of November 2024



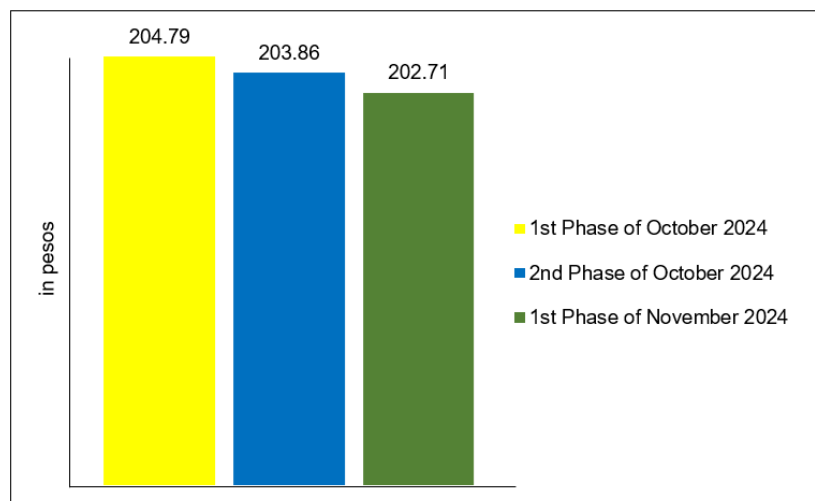
Source: Philippine Statistics Authority, Retail Price Survey of Selected Commodities for the Generation of Consumer Price Index

At the national level, a kilogram of regular milled rice had an average retail price of PhP 49.44 during the first phase of November 2024 (01 to 05 November 2024), lower than its average retail price of PhP 50.16 per kilogram in the second phase of October 2024 (15 to 17 October 2024). Similarly, this was lower relative to its price level in the first phase of October 2024 (01 to 05 October 2024) at PhP 50.40 per kilogram. (Figure 1 and Table 1)



2. Dressed Chicken

Figure 2. Average Retail Price per Kilogram of Dressed Chicken
Philippines: First Phase and Second Phase of October 2024
and First Phase of November 2024

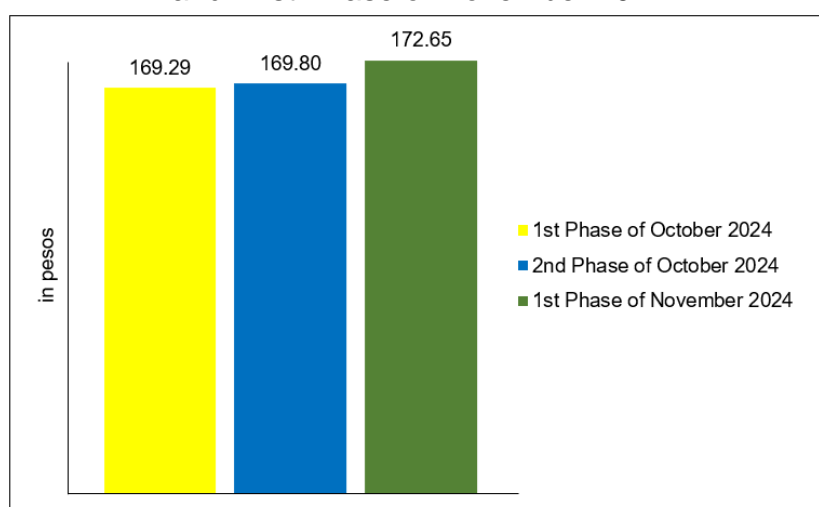


Source: Philippine Statistics Authority, Retail Price Survey of Selected Commodities for the Generation of Consumer Price Index

An average retail price of PhP 202.71 per kilogram at the national level was reported for dressed chicken during the first phase of November 2024. It showed a decrease from its average retail prices of PhP 203.86 per kilogram in the second phase of October 2024 and PhP 204.79 per kilogram in the first phase of October 2024. (Figure 2 and Table 2)

3. Tilapia

Figure 3. Average Retail Price per Kilogram of Tilapia
Philippines: First Phase and Second Phase of October 2024
and First Phase of November 2024

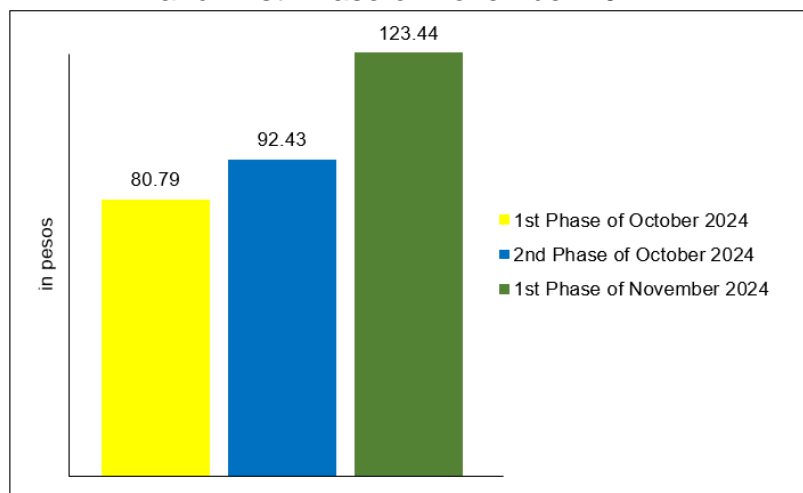


Source: Philippine Statistics Authority, Retail Price Survey of Selected Commodities for the Generation of Consumer Price Index

A kilogram of tilapia in the country had an average retail price of PhP 172.65 during the first phase of November 2024. This was higher than the average retail prices of PhP 169.80 per kilogram in the second phase of October 2024 and PhP 169.29 per kilogram in the first phase of October 2024. (Figure 3 and Table 3)

4. Tomato

Figure 4. Average Retail Price per Kilogram of Tomato
Philippines: First Phase and Second Phase of October 2024
and First Phase of November 2024

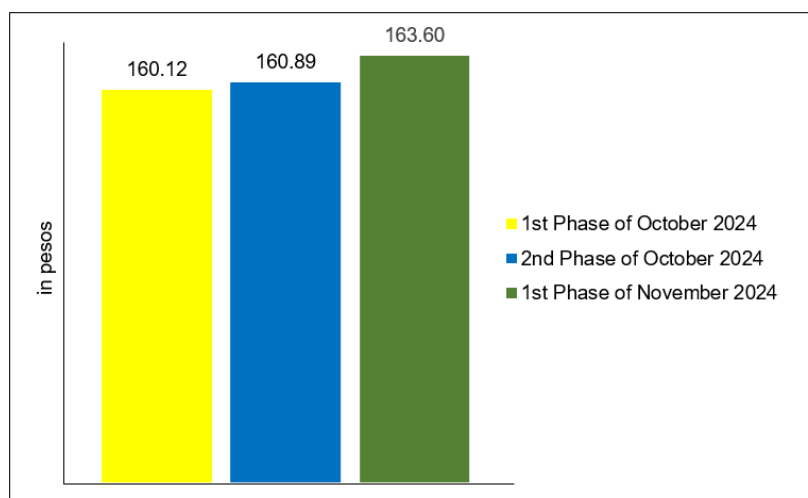


Source: Philippine Statistics Authority, Retail Price Survey of Selected Commodities for the Generation of Consumer Price Index

A kilogram of tomato in the country had an average retail price of PhP 123.44 during the first phase of November 2024. This showed an increase from its average retail price of PhP 92.43 per kilogram in the second phase of October 2024. Similarly, this was higher relative to its price level in the first phase of October 2024 at PhP 80.79 per kilogram. (Figure 4 and Table 4)

5. Garlic, Imported

Figure 5. Average Retail Price per Kilogram of Imported Garlic
Philippines: First Phase and Second Phase of October 2024
and First Phase of November 2024

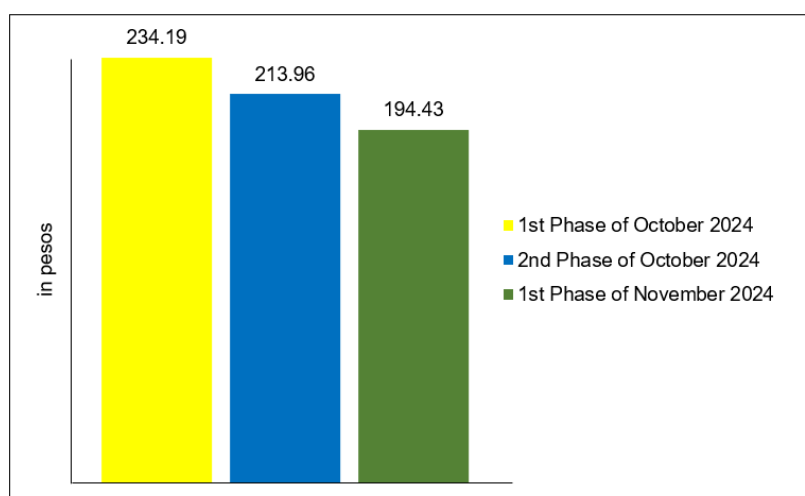


Source: Philippine Statistics Authority, Retail Price Survey of Selected Commodities for the Generation of Consumer Price Index

An average retail price of PhP 163.60 per kilogram at the national level was reported for imported garlic during the first phase of November 2024. It went up from the average retail prices of PhP 160.89 per kilogram in the second phase of October 2024 and PhP 160.12 per kilogram in the first phase of October 2024. (Figure 5 and Table 5)

6. Mango, Carabao

Figure 6. Average Retail Price per Kilogram of Mango, Carabao
Philippines: First Phase and Second Phase of October 2024
and First Phase of November 2024

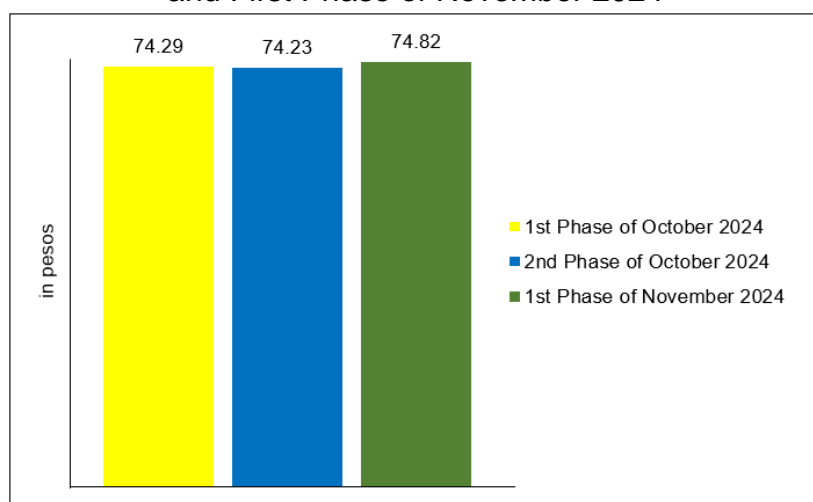


Source: Philippine Statistics Authority, Retail Price Survey of Selected Commodities for the Generation of Consumer Price Index

At the national level, a kilogram of mango carabao had an average retail price of PhP 194.43 during the first phase of November 2024, lower than its average retail price of PhP 213.96 per kilogram in the second phase of October 2024. Similarly, this registered a decrease relative to its price level in the first phase of October 2024 at PhP 234.19 per kilogram. (Figure 6 and Table 6)

7. Brown Sugar

Figure 7. Average Retail Price per Kilogram of Brown Sugar
Philippines: First Phase and Second Phase of October 2024
and First Phase of November 2024



Source: Philippine Statistics Authority, Retail Price Survey of Selected Commodities for the Generation of Consumer Price Index

At the national level, brown sugar had an average retail price of PhP 74.82 per kilogram during the first phase of November 2024. This was higher than the average retail prices of PhP 74.23 per kilogram recorded in the second phase of October 2024 and PhP 74.29 per kilogram during the first phase of October 2024. (Figure 7 and Table 7)

DIVINA GRACIA L. DEL PRADO, PhD

Assistant Secretary

Deputy National Statistician

Sectoral Statistics Office

RCL/GGP/LKDB