

# SPECIAL RELEASE

## Price Situationer of Selected Agricultural Commodities

### Second Phase of July 2023

(Reference Period: 15 to 17 July 2023)

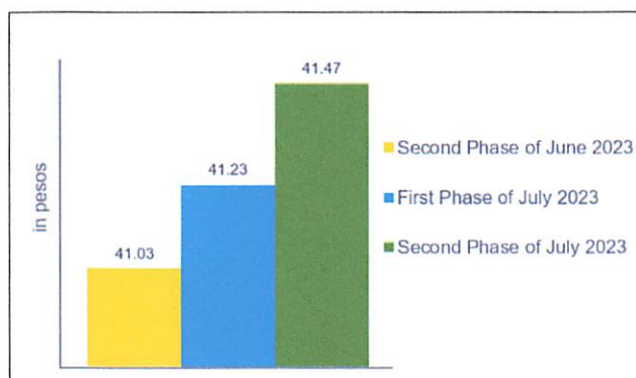
Date of Release: 14 September 2023

Reference No. 2023-SSO-147

### 1. Rice, Regular Milled

Figure 1. Average Retail Price per Kilogram of Regular Milled Rice Philippines: Second Phase of June 2023, and First Phase and Second Phase of July 2023

At the national level, a kilogram of regular milled rice had an average retail price of PhP 41.47 during the second phase of July 2023 (15 to 17 July 2023). Compared with its average retail price of PhP 41.23 per kilogram in the first phase of July 2023 (01 to 05 July 2023), it increased by 0.6 percent. Likewise, an increment of 1.1 percent was observed relative to its average retail price of PhP 41.03 per kilogram in the second phase of June 2023 (15 to 17 June 2023). (Figure 1 and Table 1)



Source: Philippine Statistics Authority, Retail Price Survey of Commodities for the Generation of 2018-based Consumer Price Index

Among regions, Region X (Northern Mindanao) reported the highest average retail price of regular milled rice at PhP 43.32 per kilogram, while the lowest average retail price was registered in Region II (Cagayan Valley) at PhP 37.01 per kilogram during the second phase of July 2023. (Table 1)

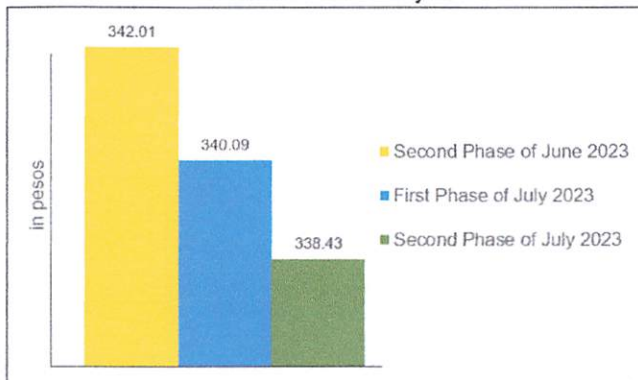


## 2. Pork, Liempo

A kilogram of pork liempo had an average retail price of PhP 338.43 during the second phase of July 2023. This shows a decline of -0.5 percent compared with its average retail price of PhP 340.09 per kilogram in the first phase of July 2023. Similarly, the average retail price of pork liempo in the second phase of July 2023 decreased by

-1.0 percent relative to its average retail price of PhP 342.01 per kilogram in the second phase of June 2023. (Figure 2 and Table 2)

Figure 2. Average Retail Price per Kilogram of Pork, Liempo Philippines: Second Phase of June 2023, and First Phase and Second Phase of July 2023



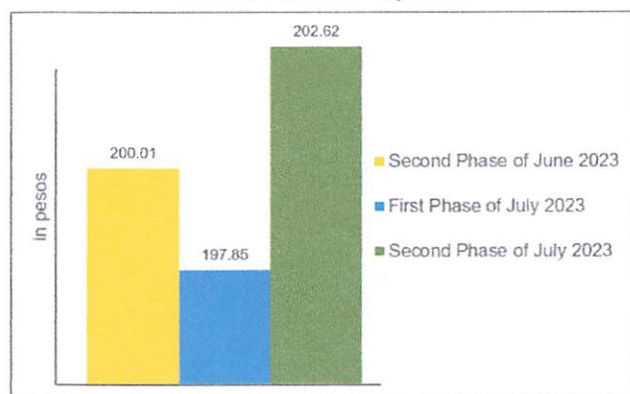
Source: Philippine Statistics Authority, Retail Price Survey of Commodities for the Generation of 2018-based Consumer Price Index

By region, the highest average retail price of a kilogram of pork liempo at PhP 377.40 was observed in Region IV-A (CALABARZON), while the lowest average retail price was registered in Region VI (Western Visayas) at PhP 292.25 per kilogram during the second phase of July 2023. (Table 2)

## 3. Galunggong

A kilogram of galunggong in the country had an average retail price of PhP 202.62 during the second phase of July 2023. Compared with its average retail price of PhP 197.85 per kilogram in the first phase of July 2023, it increased by 2.4 percent during the period. Moreover, its average retail price went up by 1.3 percent relative to its average retail price of PhP 200.01 per kilogram in the second phase of June 2023. (Figure 3 and Table 3)

Figure 3. Average Retail Price per Kilogram of Galunggong Philippines: Second Phase of June 2023, and First Phase and Second Phase of July 2023



Source: Philippine Statistics Authority, Retail Price Survey of Commodities for the Generation of 2018-based Consumer Price Index

By region, the highest average retail price of a kilogram of galunggong was posted in Region IV-A (CALABARZON) at PhP 267.20 during the second phase of July 2023, while the lowest average retail price was reported in

PH



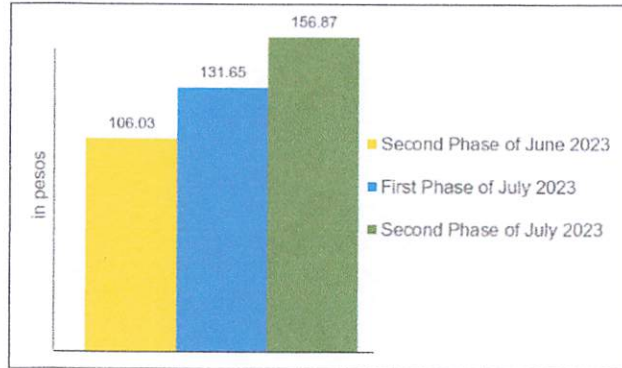
Region IX (Zamboanga Peninsula) at PhP 133.00 per kilogram. (Table 3)

#### 4. Carrot

A kilogram of carrot had an average retail price of PhP 156.87 at the national level during the second phase of July 2023. The average retail price of carrot increased by 19.2 percent relative to its average retail price of PhP 131.65 per kilogram in the first phase of July 2023. Moreover, its average retail price accelerated by

47.9 percent in comparison to its average retail price of PhP 106.03 per kilogram in the second phase of June 2023. (Figure 4 and Table 4)

Figure 4. Average Retail Price per Kilogram of Carrot Philippines: Second Phase of June 2023, and First Phase and Second Phase of July 2023



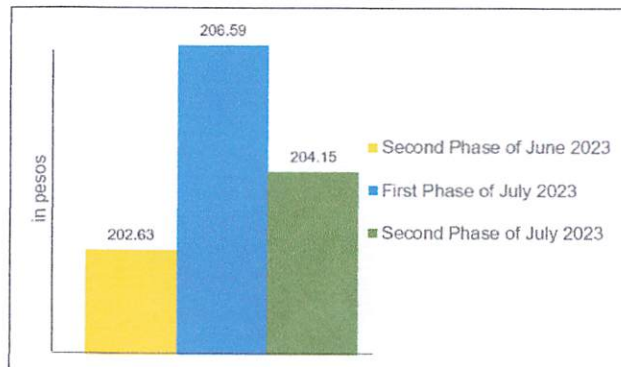
Source: Philippine Statistics Authority, Retail Price Survey of Commodities for the Generation of 2018-based Consumer Price Index

At the regional level, the highest average retail price of a kilogram of carrot was registered in Region V (Bicol Region) at PhP 198.20 during the second phase of July 2023, while the lowest average retail price was recorded in Cordillera Administrative Region (CAR) at PhP 103.14 per kilogram. (Table 4)

#### 5. Onion, Red

An average retail price of PhP 204.15 per kilogram at the national level was reported in red onion during the second phase of July 2023. This indicates a decline of -1.2 percent from the average retail price of PhP 206.59 per kilogram in the first phase of July 2023. However, an increase of 0.8 percent was noted compared with its average retail price of PhP 202.63 per kilogram in the second phase of June 2023. (Figure 5 and Table 5)

Figure 5. Average Retail Price per Kilogram of Onion, Red Philippines: Second Phase of June 2023, and First Phase and Second Phase of July 2023



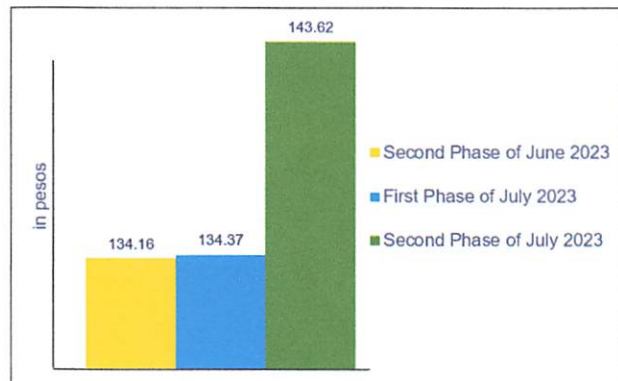
Source: Philippine Statistics Authority, Retail Price Survey of Commodities for the Generation of 2018-based Consumer Price Index

Among regions, MIMAROPA Region had the highest average retail price of red onion at PhP 242.90 per kilogram during the second phase of July 2023. On the other hand, Region I (Ilocos Region) recorded the lowest average retail price of PhP 160.83 per kilogram. (Table 5)

## 6. Mango, Carabao

Figure 6. Average Retail Price per Kilogram of Mango, Carabao Philippines: Second Phase of June 2023, and First Phase and Second Phase of July 2023

At the national level, a kilogram of mango carabao had an average retail price of PhP 143.62 during the second phase of July 2023. This indicates an increase of 6.9 percent from its average retail price of PhP 134.37 per kilogram in the first phase of July 2023. Similarly, an increment of 7.1 percent was recorded compared with its average retail price of PhP 134.16 per kilogram during the second phase of June 2023. (Figure 6 and Table 6)



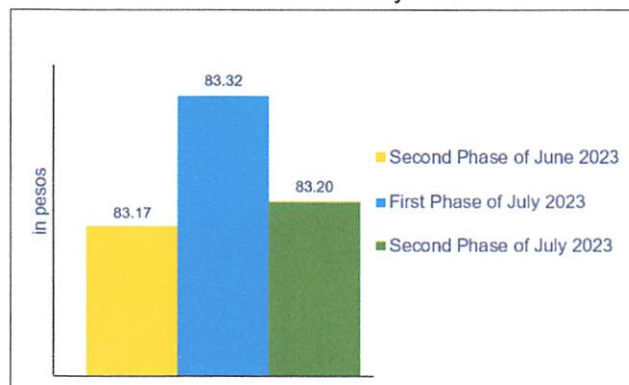
Source: Philippine Statistics Authority, Retail Price Survey of Commodities for the Generation of 2018-based Consumer Price Index

By region, Region VI (Western Visayas) registered the highest average retail price of a kilogram of mango carabao at PhP 185.96, while the lowest average retail price was reported in CAR at PhP 77.50 per kilogram during the second phase of July 2023. (Table 6)

## 7. Brown Sugar

Figure 7. Average Retail Price per Kilogram of Brown Sugar Philippines: Second Phase of June 2023, and First Phase and Second Phase of July 2023

At the national level, a kilogram of brown sugar had an average retail price of PhP 83.20 during the second phase of July 2023. This was -0.1 percent lower than the average retail price of PhP 83.32 per kilogram in the first phase of July 2023. However, an increase of 0.04 percent was observed relative to its average retail price of PhP 83.17 per kilogram during the second phase of June 2023. (Figure 7 and Table 7)



Source: Philippine Statistics Authority, Retail Price Survey of Commodities for the Generation of 2018-based Consumer Price Index

*FN*

At the regional level, the highest average retail price of a kilogram of brown sugar was noted in Region IV-A (CALABARZON) at PhP 90.36 during the second phase of July 2023, while the lowest average retail price was observed in Bangsamoro Autonomous Region in Muslim Mindanao at PhP 77.85 per kilogram. (Table 7)



**DIVINA GRACIA L. DEL PRADO, PhD**  
Assistant Secretary  
Deputy National Statistician  
Sectoral Statistics Office



RCL/GGP/AKM