

# SPECIAL RELEASE

## Price Situationer of Selected Agricultural Commodities

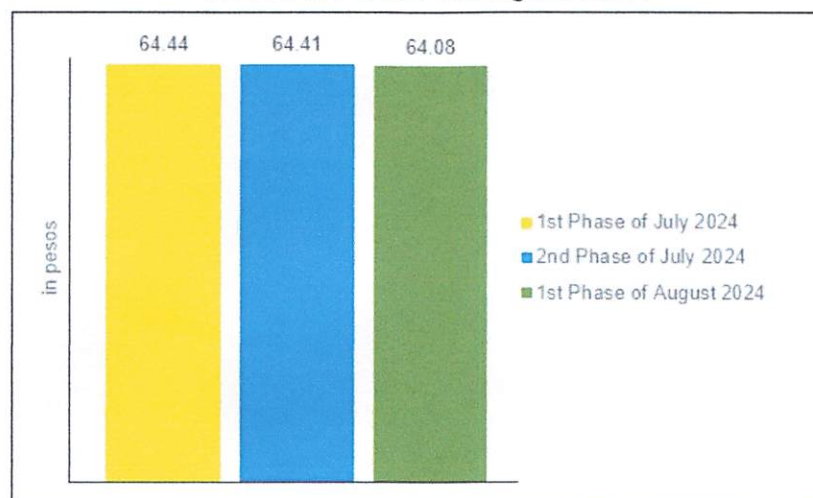
### First Phase of August 2024

(Reference Period: 01 to 05 August 2024)

Date of Release: 16 AUG 2024  
Reference No. 2024-SSO-115

### 1. Rice, Special

Figure 1. Average Retail Price per Kilogram of Special Rice  
Philippines: First Phase and Second Phase of July 2024  
and First Phase of August 2024

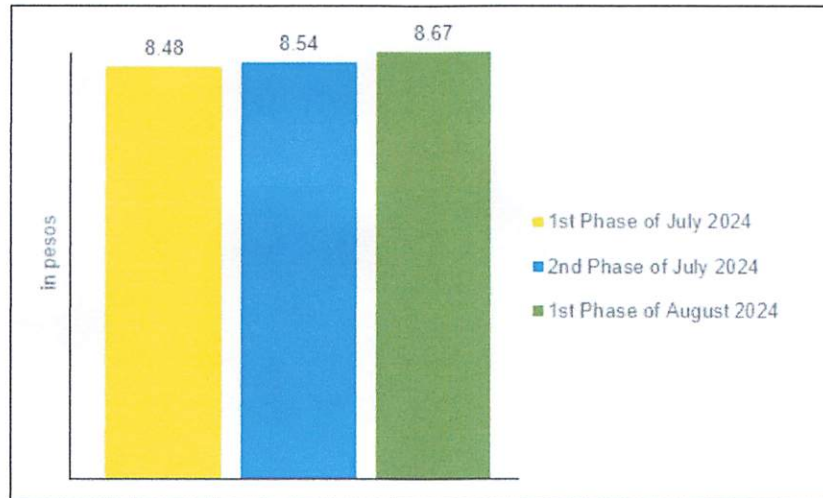


Source: Philippine Statistics Authority, Retail Price Survey of Commodities for the Generation of 2018-based Consumer Price Index

At the national level, a kilogram of special rice had an average retail price of PhP 64.08 during the first phase of August 2024 (01 to 05 August 2024). This was lower than its average retail prices in the second phase of July 2024 (15 to 17 July 2024) at PhP 64.41 per kilogram and in the first phase of July 2024 (01 to 05 July 2024) at PhP 64.44 per kilogram. (Figure 1 and Table 1)

## 2. Chicken Egg, Medium

Figure 2. Average Retail Price per Piece of Chicken Egg, Medium  
Philippines: First Phase and Second Phase of July 2024  
and First Phase of August 2024

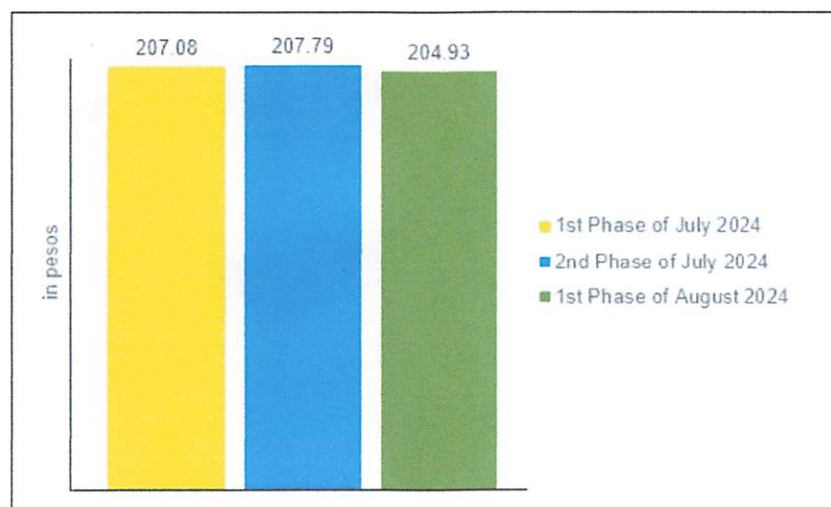


Source: Philippine Statistics Authority, Retail Price Survey of Commodities for the Generation of 2018-based Consumer Price Index

An average retail price of PhP 8.67 per piece at the national level was reported for medium-sized chicken egg during the first phase of August 2024. It showed an increment from its average retail prices of PhP 8.54 per piece in the second phase of July 2024 and PhP 8.48 per piece in the first phase of July 2024. (Figure 2 and Table 2)

## 3. Bangus

Figure 3. Average Retail Price per Kilogram of Bangus  
Philippines: First Phase and Second Phase of July 2024  
and First Phase of August 2024

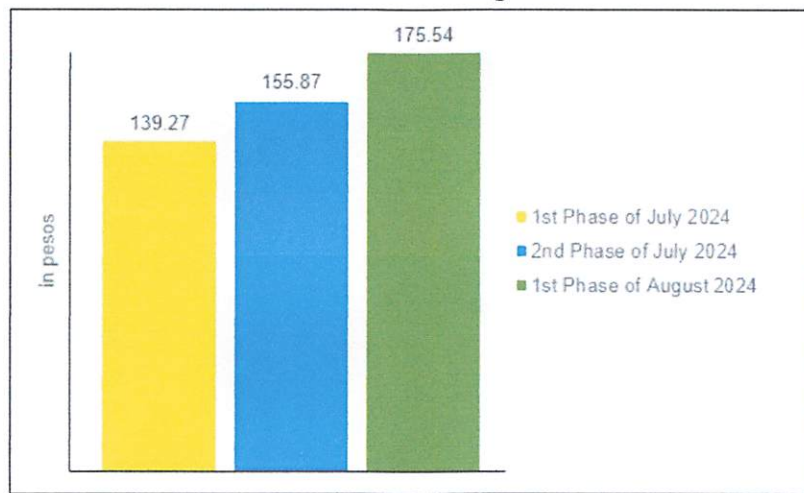


Source: Philippine Statistics Authority, Retail Price Survey of Commodities for the Generation of 2018-based Consumer Price Index

A kilogram of bangus in the country had an average retail price of PhP 204.93 during the first phase of August 2024. This was lower than the average retail prices of PhP 207.79 per kilogram in the second phase of July 2024 and PhP 207.08 per kilogram in the first phase of July 2024. (Figure 3 and Table 3)

#### 4. Carrot

Figure 4. Average Retail Price per Kilogram of Carrot Philippines: First Phase and Second Phase of July 2024 and First Phase of August 2024

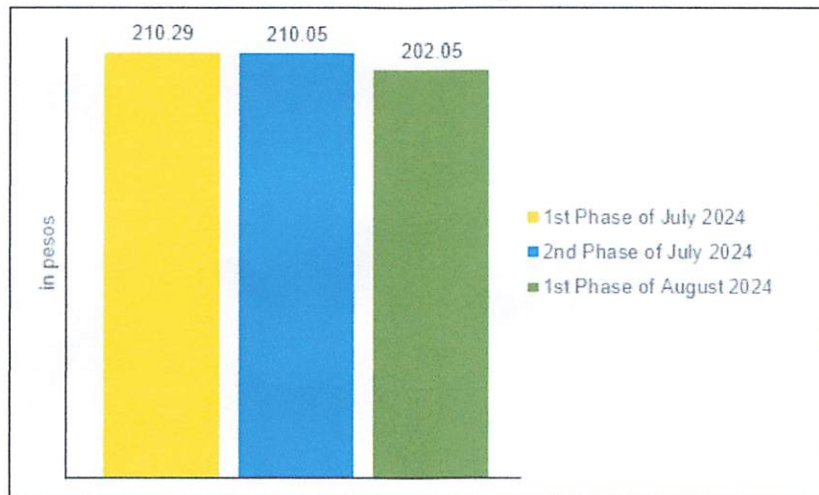


Source: Philippine Statistics Authority, Retail Price Survey of Commodities for the Generation of 2018-based Consumer Price Index

A kilogram of carrot in the country had an average retail price of PhP 175.54 during the first phase of August 2024. This showed an increase from its average retail price of PhP 155.87 per kilogram in the second phase of July 2024. Similarly, this was higher relative to its price level in the first phase of July 2024 at PhP 139.27 per kilogram. (Figure 4 and Table 4)

## 5. Ginger, Hawaiian

Figure 5. Average Retail Price per Kilogram of Ginger, Hawaiian Philippines: First Phase and Second Phase of July 2024 and First Phase of August 2024

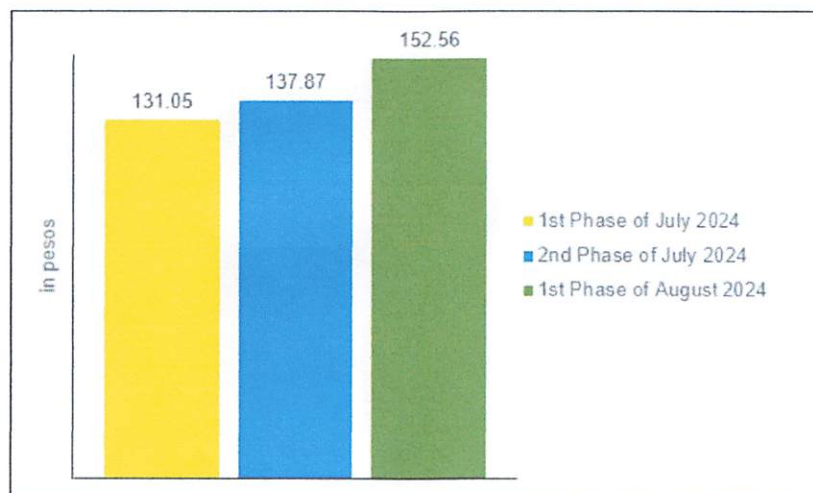


Source: Philippine Statistics Authority, Retail Price Survey of Commodities for the Generation of 2018-based Consumer Price Index

An average retail price of PhP 202.05 per kilogram at the national level was reported for hawaiian ginger during the first phase of August 2024. It went down from the average retail prices of PhP 210.05 per kilogram in the second phase of July 2024 and PhP 210.29 per kilogram in the first phase of July 2024. (Figure 5 and Table 5)

## 6. Mango, Carabao

Figure 6. Average Retail Price per Kilogram of Mango, Carabao Philippines: First Phase and Second Phase of July 2024 and First Phase of August 2024

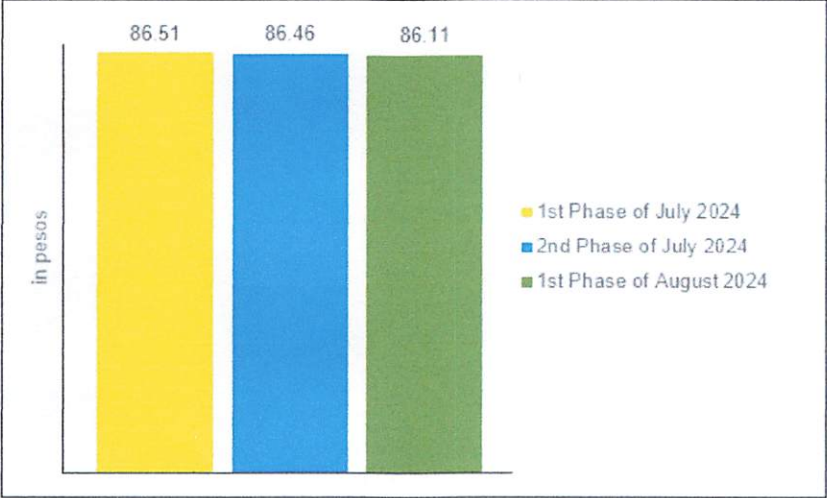


Source: Philippine Statistics Authority, Retail Price Survey of Commodities for the Generation of 2018-based Consumer Price Index

At the national level, a kilogram of mango carabao had an average retail price of PhP 152.56 during the first phase of August 2024, higher than its average retail price of PhP 137.87 per kilogram in the second phase of July 2024. Similarly, this registered an increase relative to its price level in the first phase of July 2024 at PhP 131.05 per kilogram. (Figure 6 and Table 6)

### 7. Refined Sugar

Figure 7. Average Retail Price per Kilogram of Refined Sugar  
Philippines: First Phase and Second Phase of July 2024  
and First Phase of August 2024



Source: Philippine Statistics Authority, Retail Price Survey of Commodities for the Generation of 2018-based Consumer Price Index

At the national level, refined sugar had an average retail price of PhP 86.11 per kilogram during the first phase of August 2024. This was lower than the average retail prices of PhP 86.46 per kilogram recorded in the second phase of July 2024 and PhP 86.51 per kilogram during the first phase of July 2024. (Figure 7 and Table 7)

  
**DIVINA GRACIA L. DEL PRADO, PhD**  
Assistant Secretary  
Deputy National Statistician  
Sectoral Statistics Office

  
RCL/GGP/ILKDB