

# SPECIAL RELEASE

## Price Situationer of Selected Agricultural Commodities

First Phase of December 2023

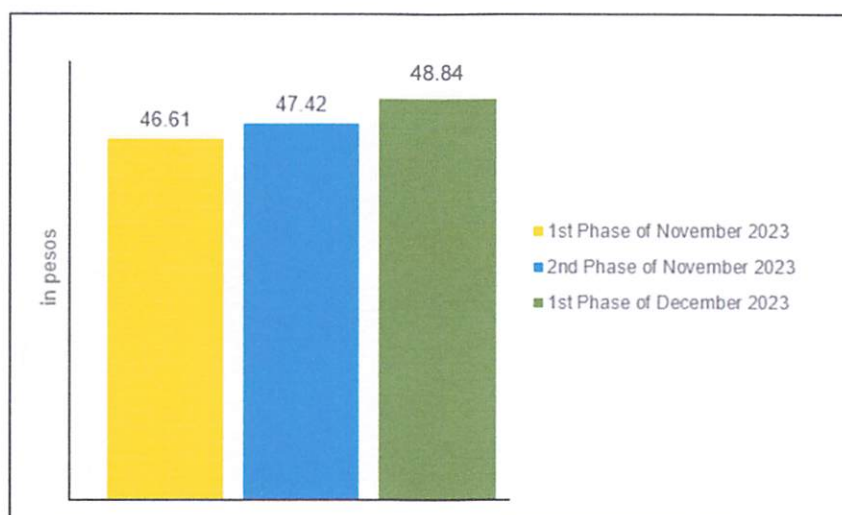
(Reference Period: 01 to 05 December 2023)

Date of Release: 18 December 2023

Reference No. 2023-SSO-246

### 1. Rice, Regular Milled

Figure 1. Average Retail Price per Kilogram of Regular Milled Rice  
Philippines: First Phase and Second Phase of November 2023,  
and First Phase of December 2023



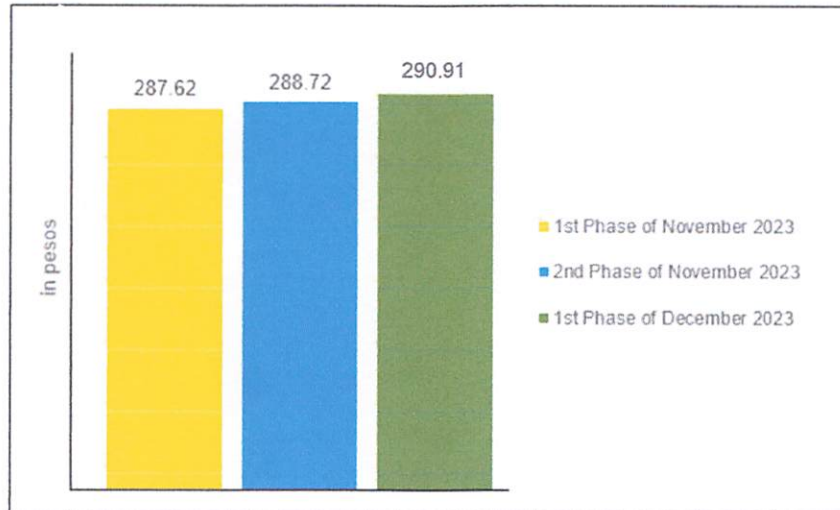
Source: Philippine Statistics Authority, Retail Price Survey of Commodities for the Generation of 2018-based Consumer Price Index

At the national level, a kilogram of regular milled rice had an average retail price of PhP 48.84 during the first phase of December 2023 (01 to 05 December 2023), higher than the average retail prices in the second phase of November 2023 (15 to 17 November 2023) at PhP 47.42 per kilogram and in the first phase of November 2023 (01 to 05 November 2023) at PhP 46.61 per kilogram. (Figure 1 and Table 1)



## 2. Pork, Meat with Bones

Figure 2. Average Retail Price per Kilogram of Pork, Meat with Bones  
Philippines: First Phase and Second Phase of November 2023,  
and First Phase of December 2023

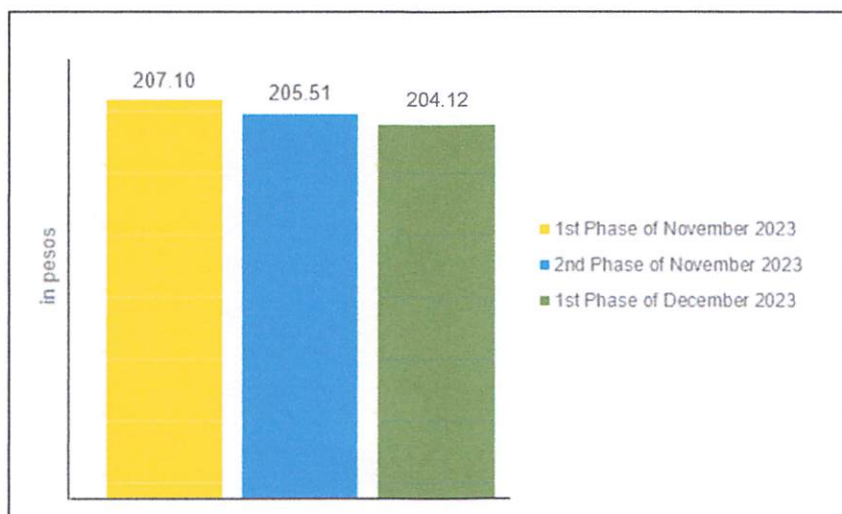


Source: Philippine Statistics Authority, Retail Price Survey of Commodities for the Generation of 2018-based Consumer Price Index

A kilogram of pork meat with bones had an average retail price of PhP 290.91 during the first phase of December 2023. It showed an increment compared with its average retail prices of PhP 288.72 per kilogram in the second phase of November 2023 and PhP 287.62 per kilogram in the first phase of November 2023. (Figure 2 and Table 2)

## 3. Galunggong

Figure 3. Average Retail Price per Kilogram of Galunggong  
Philippines: First Phase and Second Phase of November 2023,  
and First Phase of December 2023

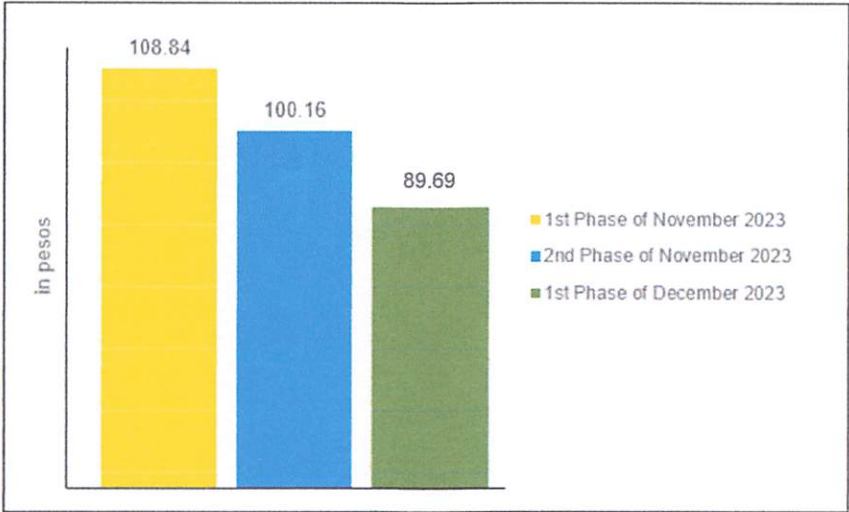


Source: Philippine Statistics Authority, Retail Price Survey of Commodities for the Generation of 2018-based Consumer Price Index

A kilogram of galunggong in the country had an average retail price of PhP 204.12 during the first phase of December 2023, lower than the average retail prices of PhP 205.51 per kilogram in the second phase of November 2023 and PhP 207.10 per kilogram in the first phase of November 2023. (Figure 3 and Table 3)

#### 4. Tomato

Figure 4. Average Retail Price per Kilogram of Tomato Philippines: First Phase and Second Phase of November 2023, and First Phase of December 2023

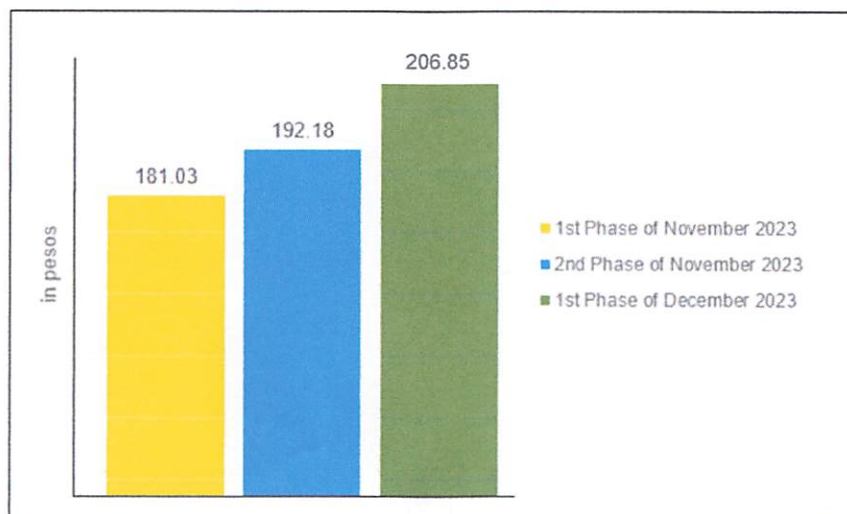


Source: Philippine Statistics Authority, Retail Price Survey of Commodities for the Generation of 2018-based Consumer Price Index

A kilogram of tomato had an average retail price of PhP 89.69 at the national level during the first phase of December 2023. This was lower relative to its price levels in the second phase of November 2023 at PhP 100.16 per kilogram and in the first phase of November 2023 at PhP 108.84 per kilogram. (Figure 4 and Table 4)

## 5. Onion, Red

Figure 5. Average Retail Price per Kilogram of Onion, Red Philippines: First Phase and Second Phase of November 2023, and First Phase of December 2023

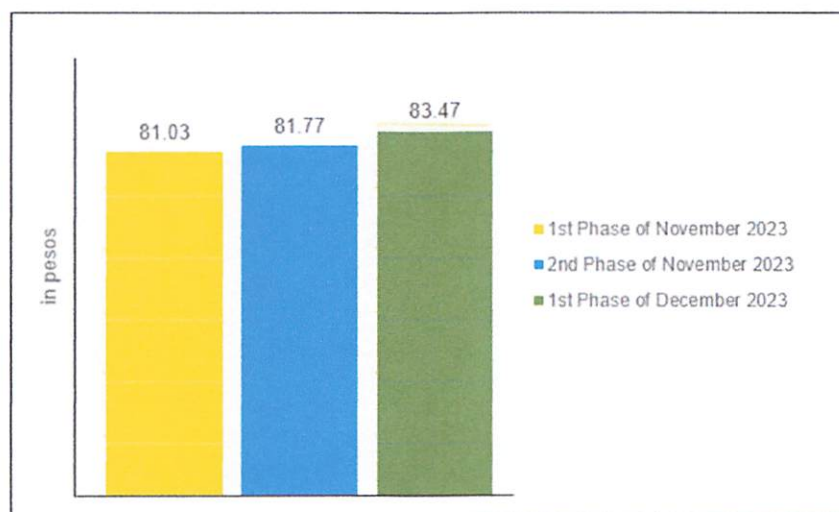


Source: Philippine Statistics Authority, Retail Price Survey of Commodities for the Generation of 2018-based Consumer Price Index

An average retail price of PhP 206.85 per kilogram at the national level was reported in red onion during the first phase of December 2023. It went up from an average retail price of PhP 192.18 per kilogram in the second phase of November 2023. Similarly, this was higher relative to its price level in the first phase of November 2023 at PhP 181.03 per kilogram. (Figure 5 and Table 5)

## 6. Banana, Lakatan

Figure 6. Average Retail Price per Kilogram of Banana, Lakatan Philippines: First Phase and Second Phase of November 2023, and First Phase of December 2023

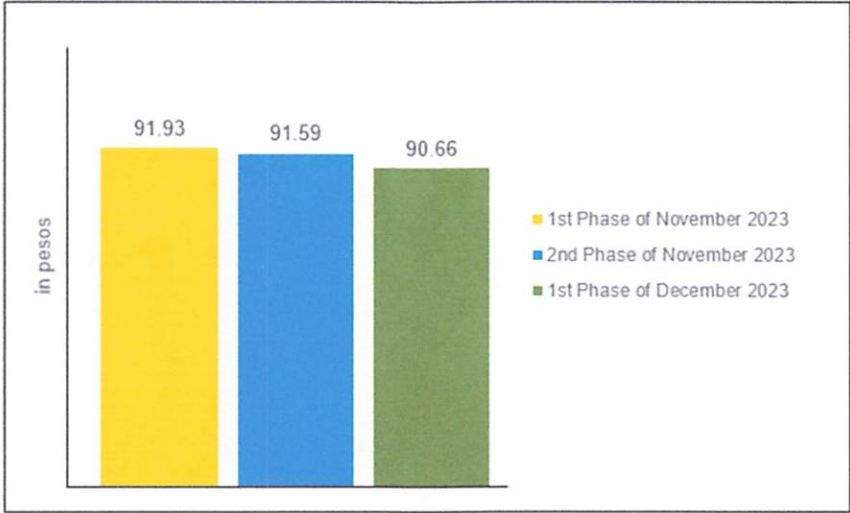


Source: Philippine Statistics Authority, Retail Price Survey of Commodities for the Generation of 2018-based Consumer Price Index

At the national level, a kilogram of banana lakatan had an average retail price of PhP 83.47 during the first phase of December 2023, higher than its average retail prices of PhP 81.77 per kilogram in the second phase of November 2023 and PhP 81.03 per kilogram in the first phase of November 2023. (Figure 6 and Table 6)

### 7. Refined Sugar

Figure 7. Average Retail Price per Kilogram of Refined Sugar Philippines: First Phase and Second Phase of November 2023, and First Phase of December 2023



Source: Philippine Statistics Authority, Retail Price Survey of Commodities for the Generation of 2018-based Consumer Price Index

At the national level, a kilogram of refined sugar had an average retail price of PhP 90.66 during the first phase of December 2023. This was lower than the average retail prices of PhP 91.59 per kilogram recorded in the second phase of November 2023, and PhP 91.93 per kilogram during the first phase of November 2023. (Figure 7 and Table 7)

**DIVINA GRACIA L. DEL PRADO, PhD**  
Assistant Secretary  
Deputy National Statistician  
Sectoral Statistics Office