

# SPECIAL RELEASE

## Price Situationer of Selected Agricultural Commodities

First Phase of December 2024

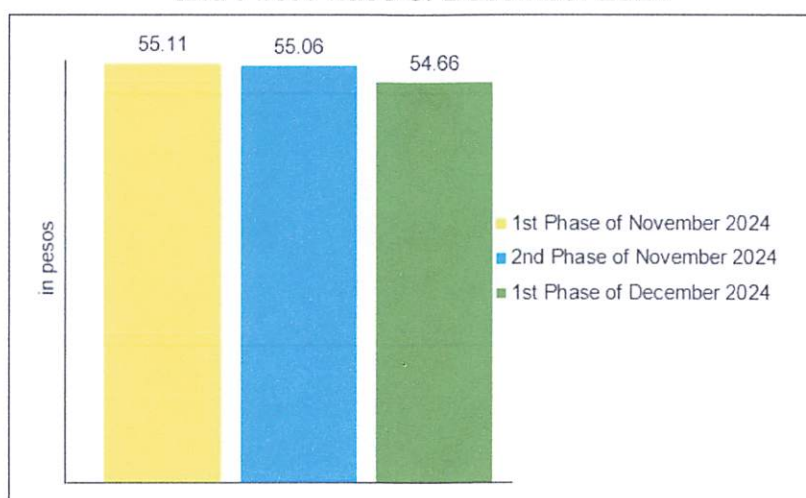
(Reference Period: 01 to 05 December 2024)

Date of Release: 16 December 2024

Reference No. 2024-SSO-201

### 1. Rice, Well Milled

Figure 1. Average Retail Price per Kilogram of Well Milled Rice  
Philippines: First Phase and Second Phase of November 2024  
and First Phase of December 2024

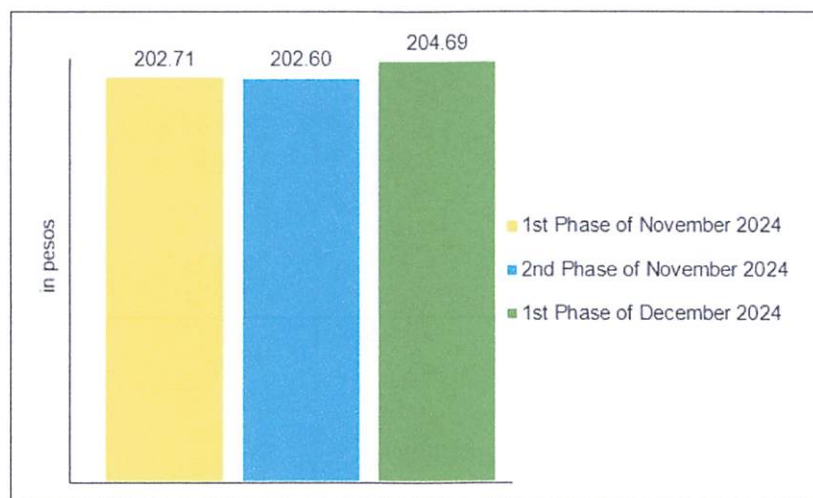


Source: Philippine Statistics Authority, Retail Price Survey of Selected Commodities for the Generation of Consumer Price Index

At the national level, a kilogram of well milled rice had an average retail price of PhP 54.66 during the first phase of December 2024 (01 to 05 December 2024), lower than its average retail price of PhP 55.06 per kilogram in the second phase of November 2024 (15 to 17 November 2024). Similarly, this was lower relative to its price level in the first phase of November 2024 (01 to 05 November 2024) at PhP 55.11 per kilogram. (Figure 1 and Table 1)

## 2. Dressed Chicken

Figure 2. Average Retail Price per Kilogram of Dressed Chicken  
Philippines: First Phase and Second Phase of November 2024  
and First Phase of December 2024

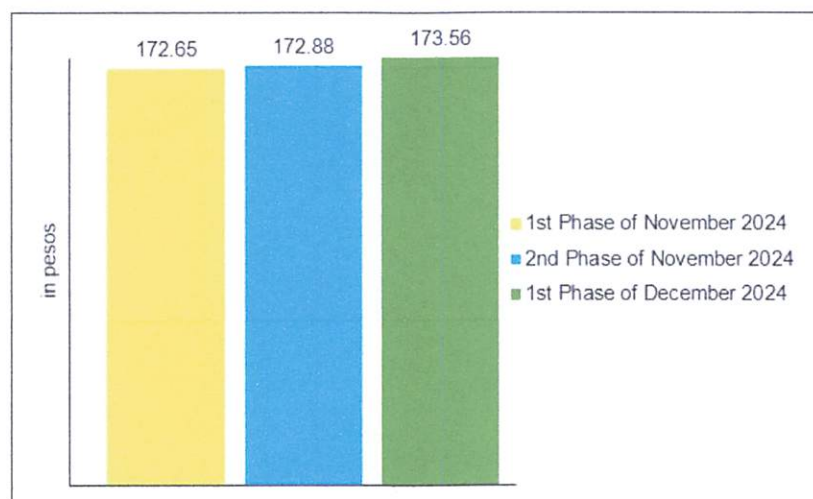


Source: Philippine Statistics Authority, Retail Price Survey of Selected Commodities for the Generation of Consumer Price Index

An average retail price of PhP 204.69 per kilogram at the national level was reported for dressed chicken during the first phase of December 2024. It showed an increase from its average retail prices of PhP 202.60 per kilogram in the second phase of November 2024 and PhP 202.71 per kilogram in the first phase of November 2024. (Figure 2 and Table 2)

## 3. Tilapia

Figure 3. Average Retail Price per Kilogram of Tilapia  
Philippines: First Phase and Second Phase of November 2024  
and First Phase of December 2024

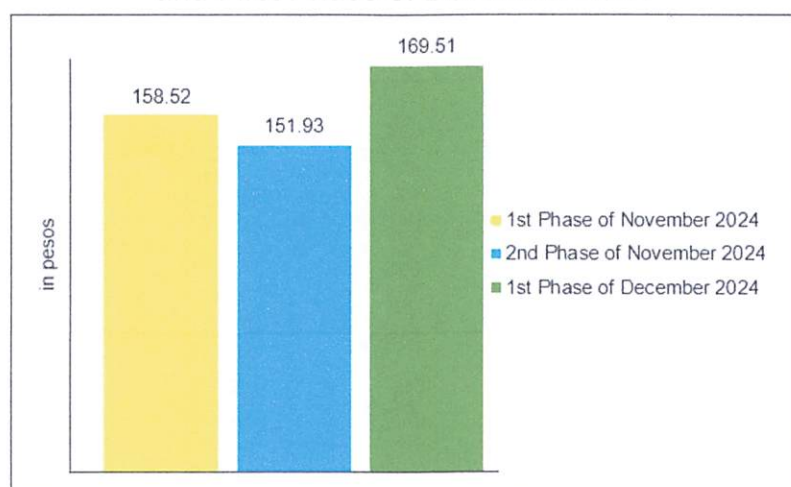


Source: Philippine Statistics Authority, Retail Price Survey of Selected Commodities for the Generation of Consumer Price Index

A kilogram of tilapia in the country had an average retail price of PhP 173.56 during the first phase of December 2024. This was higher than the average retail prices of PhP 172.88 per kilogram in the second phase of November 2024 and PhP 172.65 per kilogram in the first phase of November 2024. (Figure 3 and Table 3)

#### 4. Baguio Beans

Figure 4. Average Retail Price per Kilogram of Baguio Beans  
Philippines: First Phase and Second Phase of November 2024  
and First Phase of December 2024



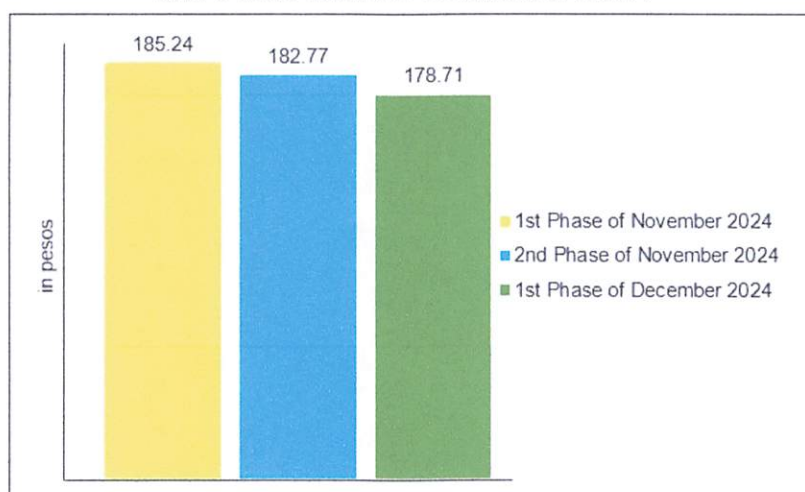
Source: Philippine Statistics Authority, Retail Price Survey of Selected Commodities for the Generation of Consumer Price Index

A kilogram of baguio beans in the country had an average retail price of PhP 169.51 during the first phase of December 2024. This showed an increase from its average retail price of PhP 151.93 per kilogram in the second phase of November 2024. Similarly, this was higher relative to its price level in the first phase of November 2024 at PhP 158.52 per kilogram. (Figure 4 and Table 4)



## 5. Ginger, Hawaiian

Figure 5. Average Retail Price per Kilogram of Hawaiian Ginger  
Philippines: First Phase and Second Phase of November 2024  
and First Phase of December 2024

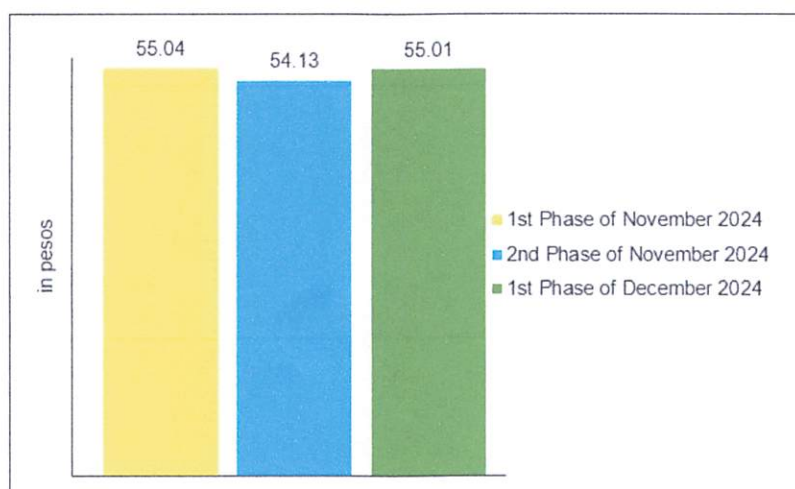


Source: Philippine Statistics Authority, Retail Price Survey of Selected Commodities for the Generation of Consumer Price Index

An average retail price of PhP 178.71 per kilogram at the national level was reported for hawaiian ginger during the first phase of December 2024. It went down from the average retail prices of PhP 182.77 per kilogram in the second phase of November 2024 and PhP 185.24 per kilogram in the first phase of November 2024. (Figure 5 and Table 5)

## 6. Papaya

Figure 6. Average Retail Price per Kilogram of Papaya  
Philippines: First Phase and Second Phase of November 2024  
and First Phase of December 2024

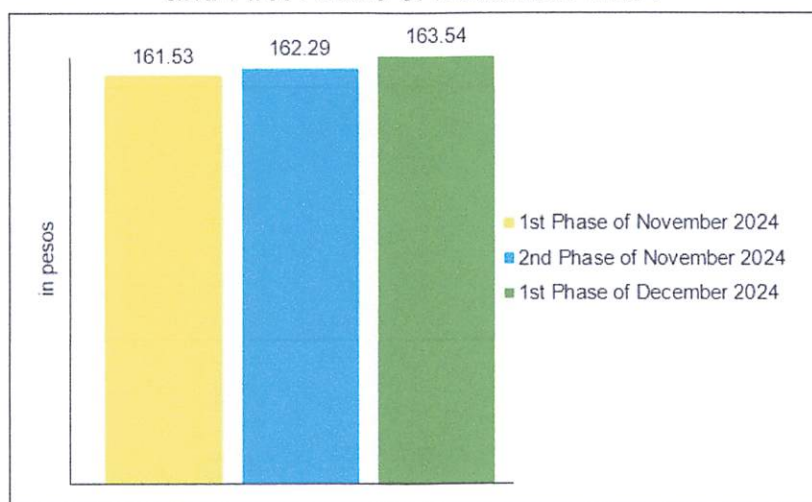


Source: Philippine Statistics Authority, Retail Price Survey of Selected Commodities for the Generation of Consumer Price Index

At the national level, a kilogram of papaya had an average retail price of PhP 55.01 during the first phase of December 2024, higher than its average retail price of PhP 54.13 per kilogram in the second phase of November 2024. Meanwhile, this registered a decrease relative to its price level in the first phase of November 2024 at PhP 55.04 per kilogram. (Figure 6 and Table 6)

## 7. Cooking Oil

Figure 7. Average Retail Price per Liter of Cooking Oil  
Philippines: First Phase and Second Phase of November 2024  
and First Phase of December 2024



Source: Philippine Statistics Authority, Retail Price Survey of Selected Commodities for the Generation of Consumer Price Index

At the national level, cooking oil had an average retail price of PhP 163.54 per liter during the first phase of December 2024. This was higher than the average retail prices of PhP 162.29 per liter recorded in the second phase of November 2024 and PhP 161.53 per liter during the first phase of November 2024. (Figure 7 and Table 7)

**DIVINA GRACIA L. DEL PRADO, PhD**

Assistant Secretary

Deputy National Statistician

Sectoral Statistics Office

RCL/GGP