

SPECIAL RELEASE

Price Situationer of Selected Agricultural Commodities

First Phase of February 2024

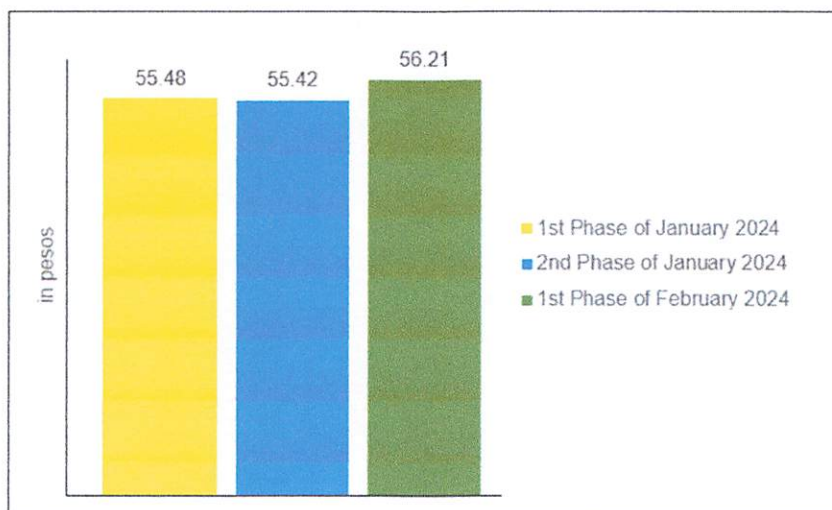
(Reference Period: 01 to 05 February 2024)

Date of Release: 20 February 2024

Reference No. 2024-SSO-020

1. Rice, Well Milled

Figure 1. Average Retail Price per Kilogram of Well Milled Rice
Philippines: First Phase and Second Phase of January 2024
and First Phase of February 2024



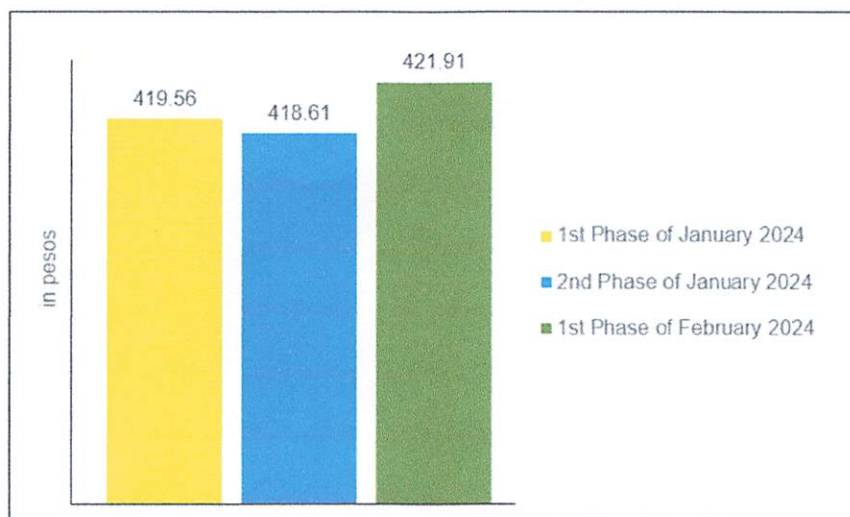
Source: Philippine Statistics Authority, Retail Price Survey of Commodities for the Generation of 2018-based Consumer Price Index

At the national level, a kilogram of well milled rice had an average retail price of PhP 56.21 during the first phase of February 2024 (01 to 05 February 2024), higher than its average retail prices in the second phase of January 2024 (15 to 17 January 2024) at PhP 55.42 per kilogram and in the first phase of January 2024 (01 to 05 January 2024) at PhP 55.48 per kilogram. (Figure 1 and Table 1)



2. Fresh Beef, Pure Meat

Figure 2. Average Retail Price per Kilogram of Fresh Beef, Pure Meat
Philippines: First Phase and Second Phase of January 2024
and First Phase of February 2024

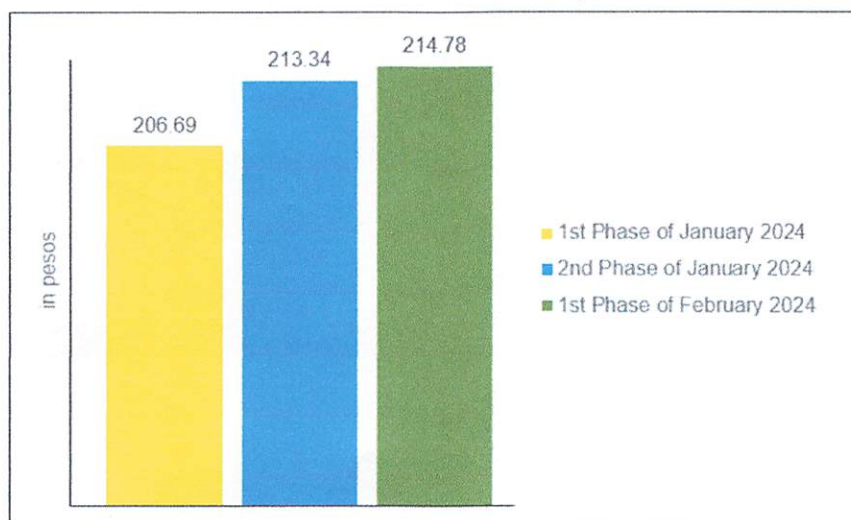


Source: Philippine Statistics Authority, Retail Price Survey of Commodities for the Generation of 2018-based Consumer Price Index

A kilogram of fresh beef pure meat had an average retail price of PhP 421.91 during the first phase of February 2024. It showed an increase compared with its average retail price of PhP 418.61 per kilogram in the second phase of January 2024. Similarly, this was higher relative to its price level in the first phase of January 2024 at PhP 419.56 per kilogram. (Figure 2 and Table 2)

3. Galunggong

Figure 3. Average Retail Price per Kilogram of Galunggong
Philippines: First Phase and Second Phase of January 2024
and First Phase of February 2024

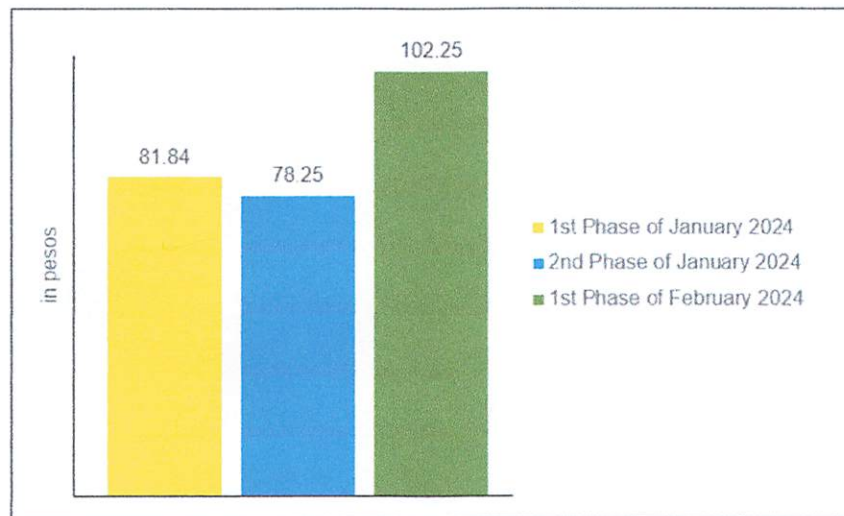


Source: Philippine Statistics Authority, Retail Price Survey of Commodities for the Generation of 2018-based Consumer Price Index

A kilogram of galunggong in the country had an average retail price of PhP 214.78 during the first phase of February 2024, higher than the average retail prices of PhP 213.34 per kilogram in the second phase of January 2024 and PhP 206.69 per kilogram in the first phase of January 2024. (Figure 3 and Table 3)

4. Tomato

Figure 4. Average Retail Price per Kilogram of Tomato Philippines: First Phase and Second Phase of January 2024 and First Phase of February 2024

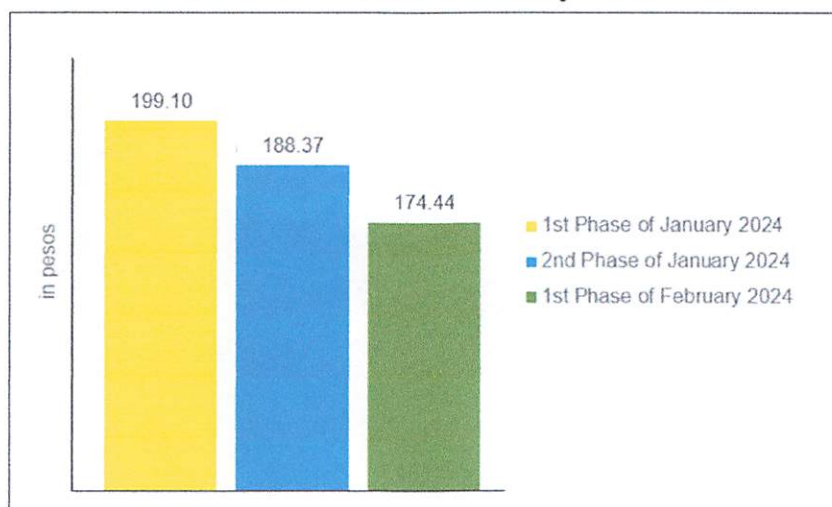


Source: Philippine Statistics Authority, Retail Price Survey of Commodities for the Generation of 2018-based Consumer Price Index

A kilogram of tomato in the country had an average retail price of PhP 102.25 during the first phase of February 2024. This showed an increase compared with its average retail price of PhP 78.25 per kilogram in the second phase of January 2024. Similarly, this was higher relative to its price level in the first phase of January 2024 at PhP 81.84 per kilogram. (Figure 4 and Table 4)

5. Onion, Red

Figure 5. Average Retail Price per Kilogram of Onion, Red Philippines: First Phase and Second Phase of January 2024 and First Phase of February 2024

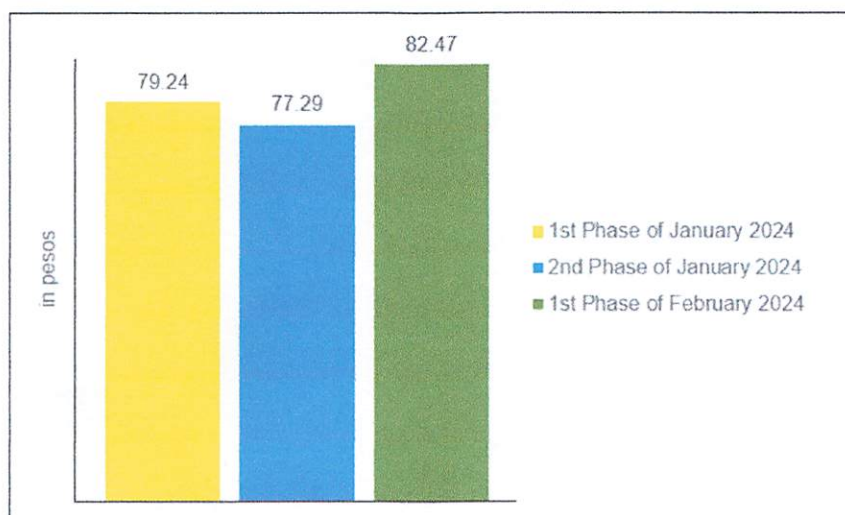


Source: Philippine Statistics Authority, Retail Price Survey of Commodities for the Generation of 2018-based Consumer Price Index

An average retail price of PhP 174.44 per kilogram at the national level was reported for red onion during the first phase of February 2024. This was lower than its average retail prices of PhP 188.37 per kilogram in the second phase of January 2024 and PhP 199.10 per kilogram in the first phase of January 2024. (Figure 5 and Table 5)

6. Calamansi

Figure 6. Average Retail Price per Kilogram of Calamansi Philippines: First Phase and Second Phase of January 2024 and First Phase of February 2024

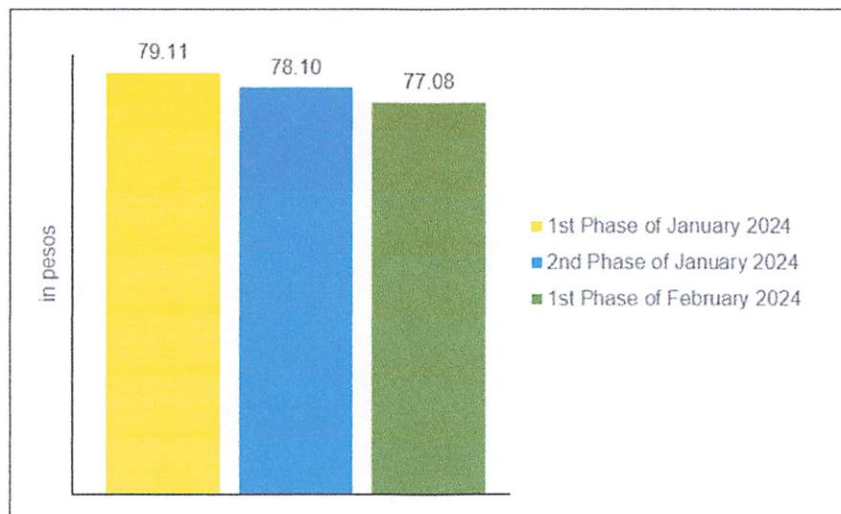


Source: Philippine Statistics Authority, Retail Price Survey of Commodities for the Generation of 2018-based Consumer Price Index

At the national level, a kilogram of calamansi had an average retail price of PhP 82.47 during the first phase of February 2024, higher than its average retail prices of PhP 77.29 per kilogram in the second phase of January 2024 and PhP 79.24 per kilogram in the first phase of January 2024. (Figure 6 and Table 6)

7. Brown Sugar

Figure 7. Average Retail Price per Kilogram of Brown Sugar Philippines: First Phase and Second Phase of January 2024 and First Phase of February 2024



Source: Philippine Statistics Authority, Retail Price Survey of Commodities for the Generation of 2018-based Consumer Price Index

At the national level, a kilogram of brown sugar had an average retail price of PhP 77.08 during the first phase of February 2024. This was lower than the average retail prices of PhP 78.10 per kilogram recorded in the second phase of January 2024 and PhP 79.11 per kilogram during the first phase of January 2024. (Figure 7 and Table 7)

DIVINA GRACIA L. DEL PRADO, PhD
Assistant Secretary
Deputy National Statistician
Sectoral Statistics Office

RCL/GGP/MJA/AN