

# SPECIAL RELEASE

## Price Situationer of Selected Agricultural Commodities

First Phase of January 2024

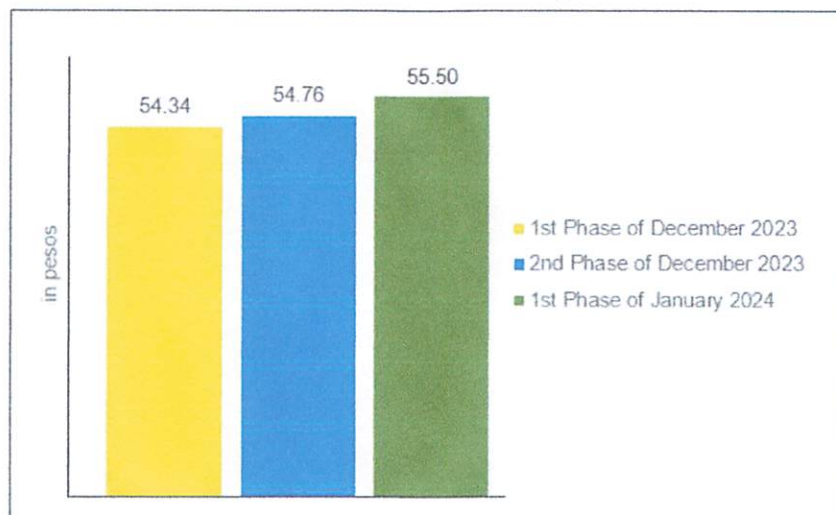
(Reference Period: 01 to 05 January 2024)

Date of Release: 18 January 2024

Reference No. 2024-SSO-005

### 1. Rice, Well Milled

Figure 1. Average Retail Price per Kilogram of Well Milled Rice Philippines: First Phase and Second Phase of December 2023 and First Phase of January 2024



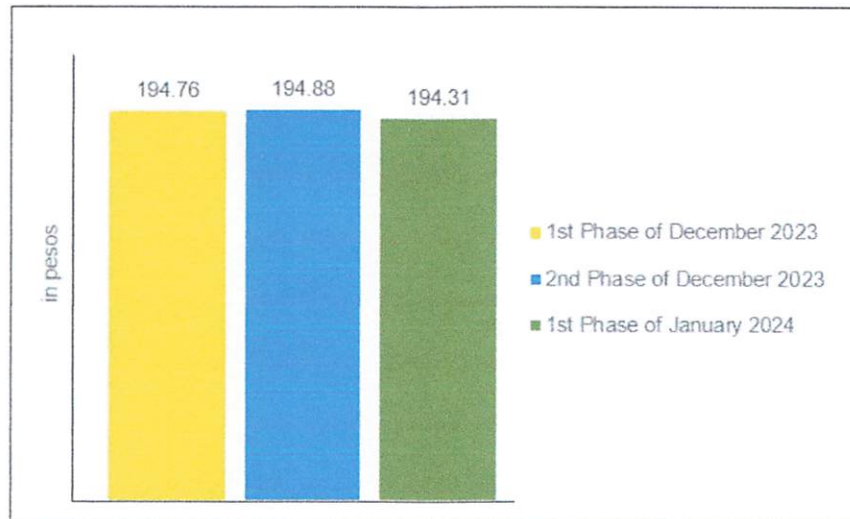
Source: Philippine Statistics Authority, Retail Price Survey of Commodities for the Generation of 2018-based Consumer Price Index

At the national level, a kilogram of well milled rice had an average retail price of PhP 55.50 during the first phase of January 2024 (01 to 05 January 2024), higher than the average retail prices in the second phase of December 2023 (15 to 17 December 2023) at PhP 54.76 per kilogram and in the first phase of December 2023 (01 to 05 December 2023) at PhP 54.34 per kilogram. (Figure 1 and Table 1)



## 2. Dressed Chicken

Figure 2. Average Retail Price per Kilogram of Dressed Chicken Philippines: First Phase and Second Phase of December 2023 and First Phase of January 2024

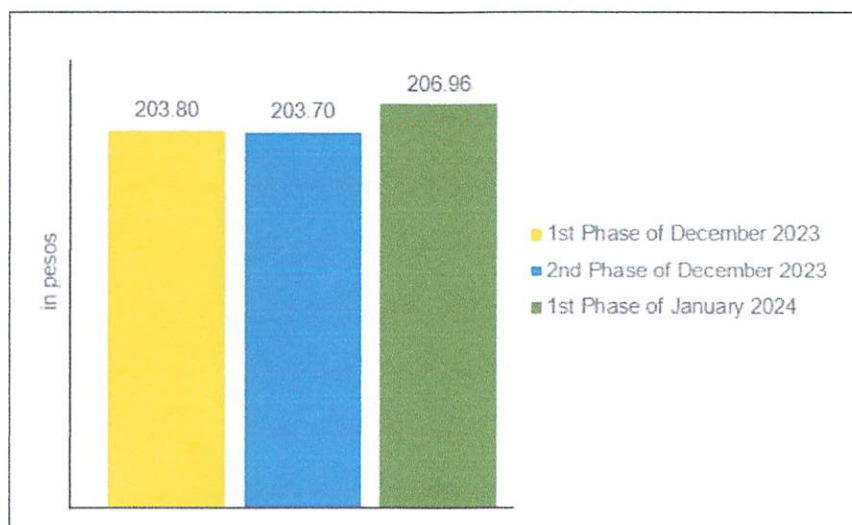


Source: Philippine Statistics Authority, Retail Price Survey of Commodities for the Generation of 2018-based Consumer Price Index

A kilogram of dressed chicken had an average retail price of PhP 194.31 during the first phase of January 2024. It showed a decrement compared with its average retail prices of PhP 194.88 per kilogram in the second phase of December 2023 and PhP 194.76 per kilogram in the first phase of December 2023. (Figure 2 and Table 2)

## 3. Galunggong

Figure 3. Average Retail Price per Kilogram of Galunggong Philippines: First Phase and Second Phase of December 2023 and First Phase of January 2024

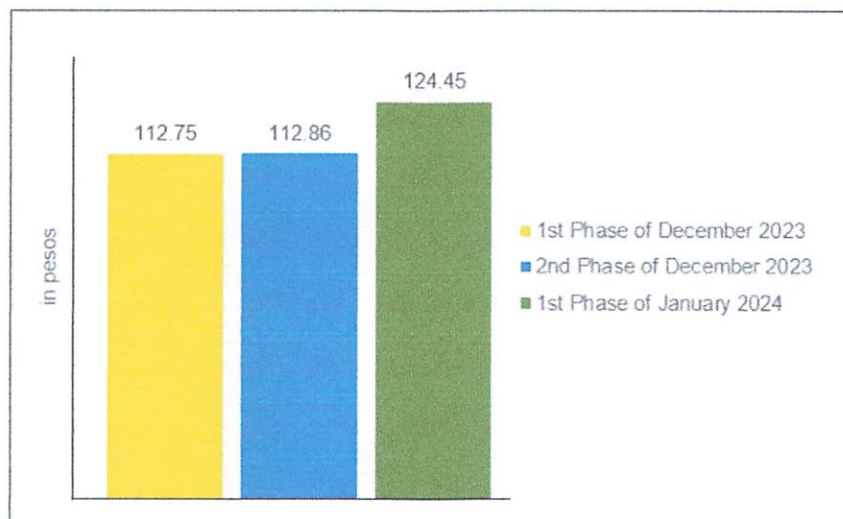


Source: Philippine Statistics Authority, Retail Price Survey of Commodities for the Generation of 2018-based Consumer Price Index

A kilogram of galunggong in the country had an average retail price of PhP 206.96 during the first phase of January 2024, higher than the average retail prices of PhP 203.70 per kilogram in the second phase of December 2023 and PhP 203.80 per kilogram in the first phase of December 2023. (Figure 3 and Table 3)

#### 4. Baguio Beans

Figure 4. Average Retail Price per Kilogram of Baguio Beans Philippines: First Phase and Second Phase of December 2023 and First Phase of January 2024

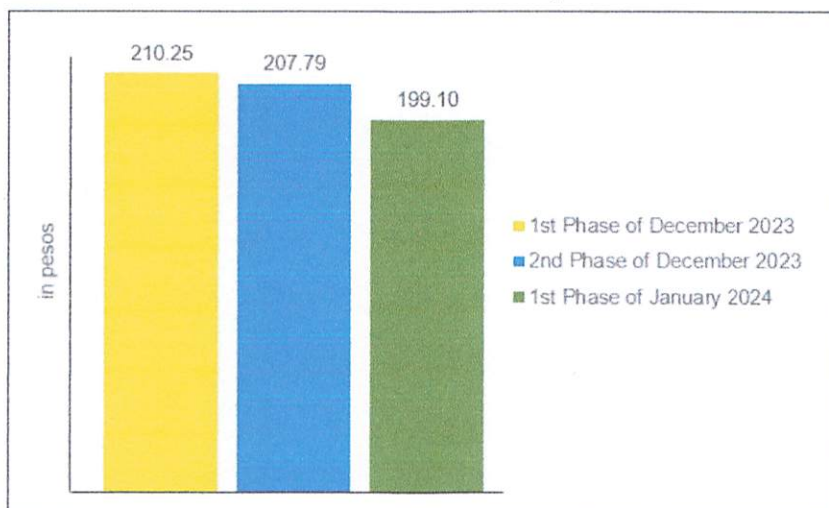


Source: Philippine Statistics Authority, Retail Price Survey of Commodities for the Generation of 2018-based Consumer Price Index

A kilogram of baguio beans had an average retail price of PhP 124.45 at the national level during the first phase of January 2024. This was higher relative to its price levels in the second phase of December 2023 at PhP 112.86 per kilogram and in the first phase of December 2023 at PhP 112.75 per kilogram. (Figure 4 and Table 4)

## 5. Onion, Red

Figure 5. Average Retail Price per Kilogram of Onion, Red Philippines: First Phase and Second Phase of December 2023 and First Phase of January 2024

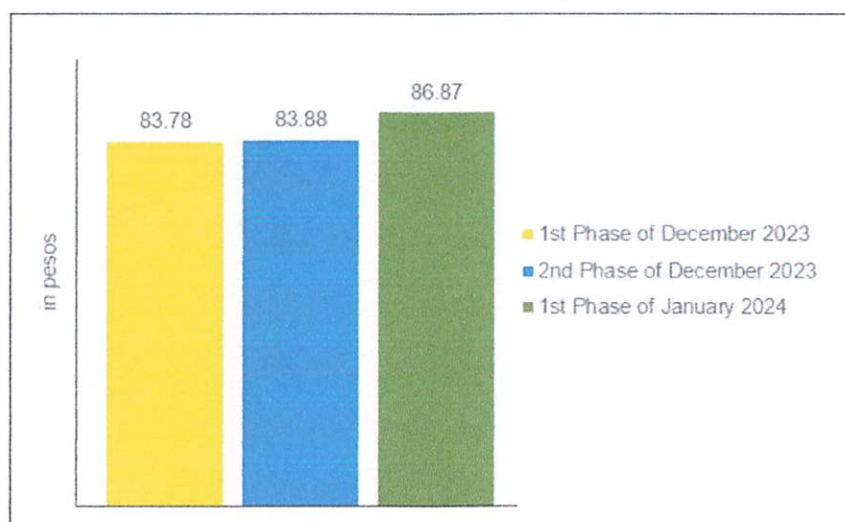


Source: Philippine Statistics Authority, Retail Price Survey of Commodities for the Generation of 2018-based Consumer Price Index

An average retail price of PhP 199.10 per kilogram at the national level was reported for red onion during the first phase of January 2024. This was lower than its average retail prices of PhP 207.79 per kilogram in the second phase of December 2023 and in the first phase of December 2023 at PhP 210.25 per kilogram. (Figure 5 and Table 5)

## 6. Banana, Lakatan

Figure 6. Average Retail Price per Kilogram of Banana, Lakatan Philippines: First Phase and Second Phase of December 2023 and First Phase of January 2024

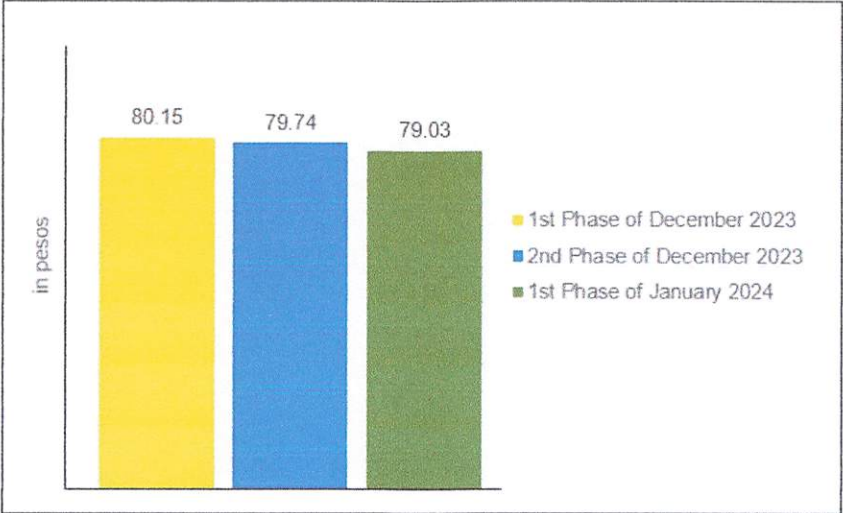


Source: Philippine Statistics Authority, Retail Price Survey of Commodities for the Generation of 2018-based Consumer Price Index

At the national level, a kilogram of banana lakatan had an average retail price of PhP 86.87 during the first phase of January 2024, higher than its average retail price of PhP 83.88 per kilogram in the second phase of December 2023 and PhP 83.78 per kilogram in the first phase of December 2023. (Figure 6 and Table 6)

### 7. Brown Sugar

Figure 7. Average Retail Price per Kilogram of Brown Sugar Philippines: First Phase and Second Phase of December 2023 and First Phase of January 2024



Source: Philippine Statistics Authority, Retail Price Survey of Commodities for the Generation of 2018-based Consumer Price Index

At the national level, a kilogram of brown sugar had an average retail price of PhP 79.03 during the first phase of January 2024. This was lower than the average retail prices of PhP 79.74 per kilogram recorded in the second phase of December 2023, and PhP 80.15 per kilogram during the first phase of December 2023. (Figure 7 and Table 7)

  
**DIVINA GRACIA L. DEL PRADO, PhD**  
Assistant Secretary  
Deputy National Statistician  
Sectoral Statistics Office

  
RCL/GGP/IMJ/AN