

# SPECIAL RELEASE

## Price Situationer of Selected Agricultural Commodities

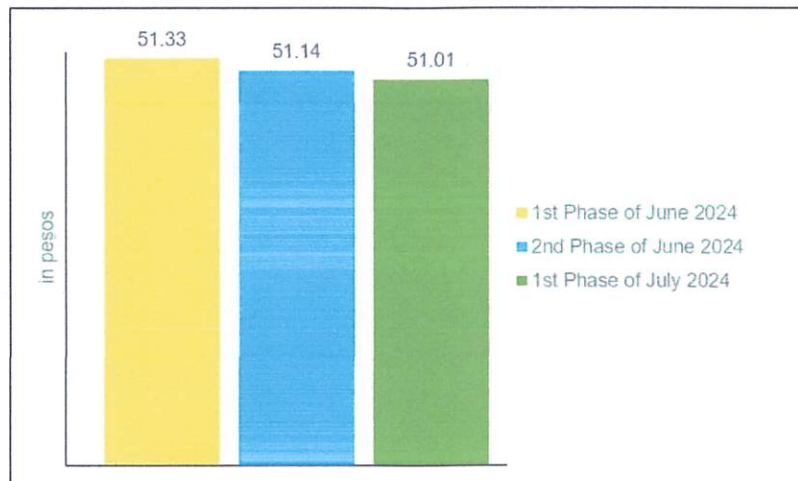
First Phase of July 2024

(Reference Period: 01 to 05 July 2024)

Date of Release: 17 JUL 2024  
Reference No. 2024-SSO-101

### 1. Rice, Regular Milled

Figure 1. Average Retail Price per Kilogram of Regular Milled Rice  
Philippines: First Phase and Second Phase of June 2024  
and First Phase of July 2024

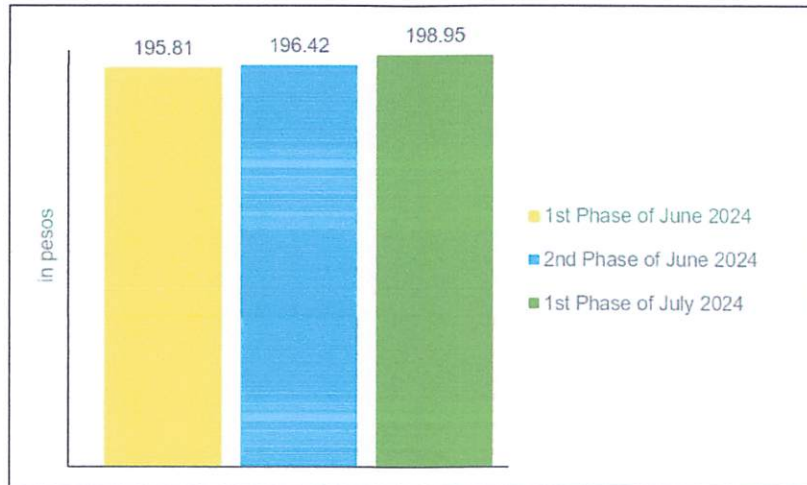


Source: Philippine Statistics Authority, Retail Price Survey of Commodities for the Generation of 2018-based Consumer Price Index

At the national level, a kilogram of regular milled rice had an average retail price of PhP 51.01 during the first phase of July 2024 (01 to 05 July 2024). This was lower than its average retail prices in the second phase of June 2024 (15 to 17 June 2024) at PhP 51.14 per kilogram and in the first phase of June 2024 (01 to 05 June 2024) at PhP 51.33 per kilogram. (Figure 1 and Table 1)

## 2. Dressed Chicken

Figure 2. Average Retail Price per Kilogram of Dressed Chicken Philippines: First Phase and Second Phase of June 2024 and First Phase of July 2024

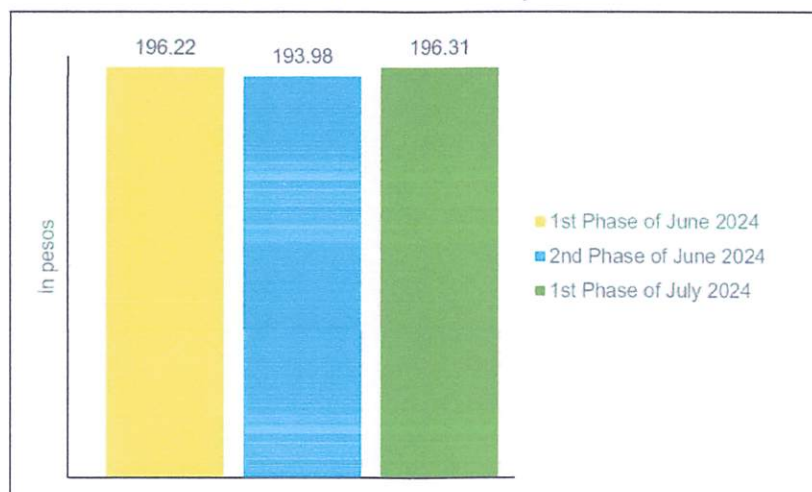


Source: Philippine Statistics Authority, Retail Price Survey of Commodities for the Generation of 2018-based Consumer Price Index

An average retail price of PhP 198.95 per kilogram at the national level was reported for dressed chicken during the first phase of July 2024. It showed an increment from its average retail prices of PhP 196.42 per kilogram in the second phase of June 2024 and PhP 195.81 per kilogram in the first phase of June 2024. (Figure 2 and Table 2)

## 3. Galunggong

Figure 3. Average Retail Price per Kilogram of Galunggong Philippines: First Phase and Second Phase of June 2024 and First Phase of July 2024

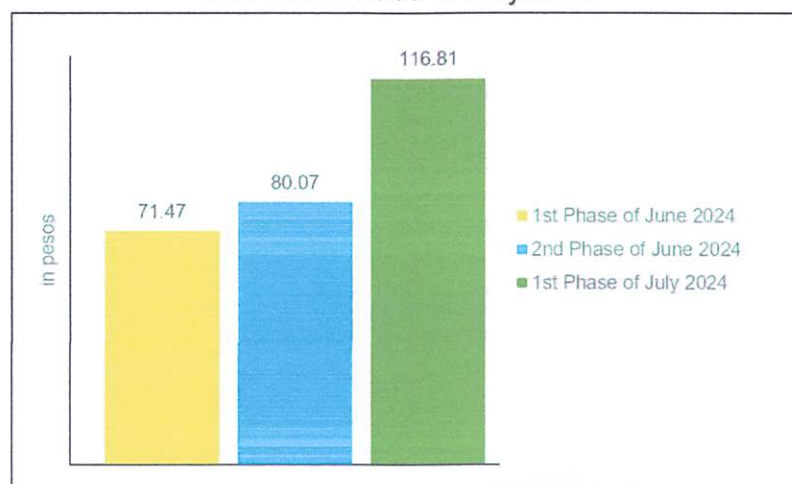


Source: Philippine Statistics Authority, Retail Price Survey of Commodities for the Generation of 2018-based Consumer Price Index

A kilogram of galunggong in the country had an average retail price of PhP 196.31 during the first phase of July 2024. This was higher than the average retail prices of PhP 193.98 per kilogram in the second phase of June 2024 and PhP 196.22 per kilogram in the first phase of June 2024. (Figure 3 and Table 3)

#### 4. Tomato

Figure 4. Average Retail Price per Kilogram of Tomato Philippines: First Phase and Second Phase of June 2024 and First Phase of July 2024

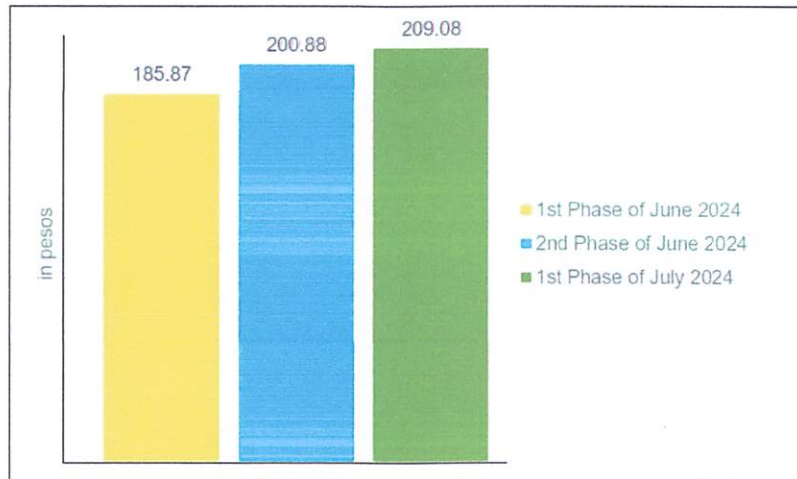


Source: Philippine Statistics Authority, Retail Price Survey of Commodities for the Generation of 2018-based Consumer Price Index

A kilogram of tomato in the country had an average retail price of PhP 116.81 during the first phase of July 2024. This showed an increase from its average retail price of PhP 80.07 per kilogram in the second phase of June 2024. Similarly, this was higher relative to its price level in the first phase of June 2024 at PhP 71.47 per kilogram. (Figure 4 and Table 4)

## 5. Ginger, Hawaiian

Figure 5. Average Retail Price per Kilogram of Ginger, Hawaiian Philippines: First Phase and Second Phase of June 2024 and First Phase of July 2024

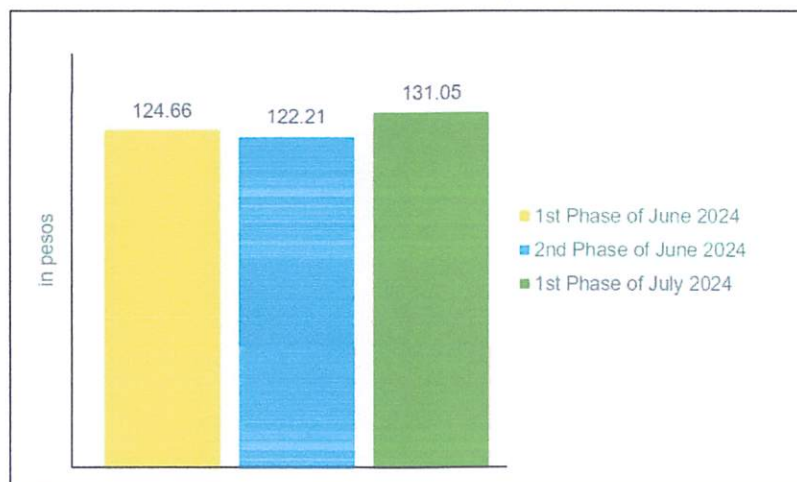


Source: Philippine Statistics Authority, Retail Price Survey of Commodities for the Generation of 2018-based Consumer Price Index

An average retail price of PhP 209.08 per kilogram at the national level was reported for hawaiian ginger during the first phase of July 2024. It went up from the average retail prices of PhP 200.88 per kilogram in the second phase of June 2024 and PhP 185.87 per kilogram in the first phase of June 2024. (Figure 5 and Table 5)

## 6. Mango, Carabao

Figure 6. Average Retail Price per Kilogram of Mango, Carabao Philippines: First Phase and Second Phase of June 2024 and First Phase of July 2024

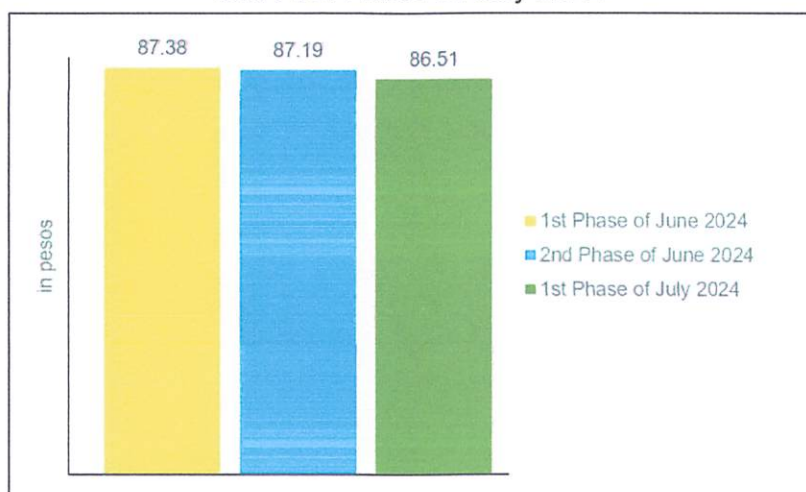


Source: Philippine Statistics Authority, Retail Price Survey of Commodities for the Generation of 2018-based Consumer Price Index

At the national level, a kilogram of mango carabao had an average retail price of PhP 131.05 during the first phase of July 2024, higher than its average retail price of PhP 122.21 per kilogram in the second phase of June 2024. Similarly, this registered an increase relative to its price level in the first phase of June 2024 at PhP 124.66 per kilogram. (Figure 6 and Table 6)

## 7. Refined Sugar

Figure 7. Average Retail Price per Kilogram of Refined Sugar  
Philippines: First Phase and Second Phase of June 2024  
and First Phase of July 2024



Source: Philippine Statistics Authority, Retail Price Survey of Commodities for the Generation of 2018-based Consumer Price Index

At the national level, refined sugar had an average retail price of PhP 86.51 per kilogram during the first phase of July 2024. This was lower than the average retail prices of PhP 87.19 per kilogram recorded in the second phase of June 2024 and PhP 87.38 per kilogram during the first phase of June 2024. (Figure 7 and Table 7)

**DIVINA GRACIA L. DEL PRADO, PhD**  
Assistant Secretary  
Deputy National Statistician  
Sectoral Statistics Office

RCL/GSP/IV/AAAN