



SPECIAL RELEASE

Price Situationer of Selected Agricultural Commodities

First Phase of June 2024

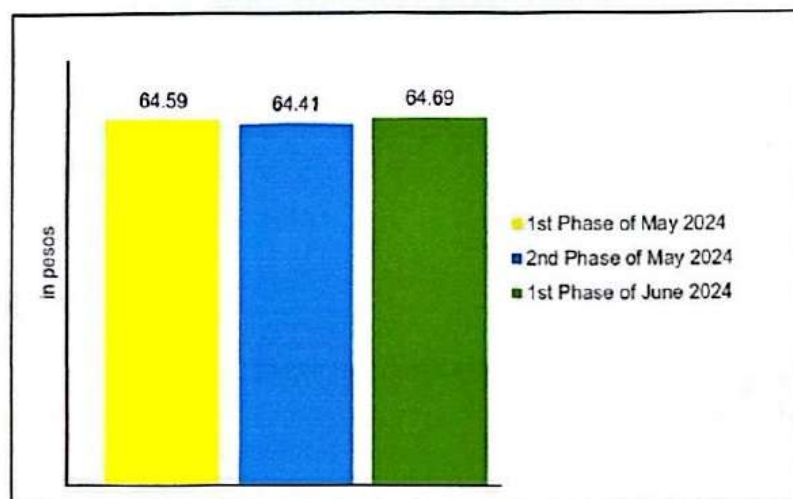
(Reference Period: 01 to 05 June 2024)

Date of Release: 14 June 2024

Reference No. 2024-SSO-087

1. Rice, Special

Figure 1. Average Retail Price per Kilogram of Special Rice
Philippines: First Phase and Second Phase of May 2024
and First Phase of June 2024



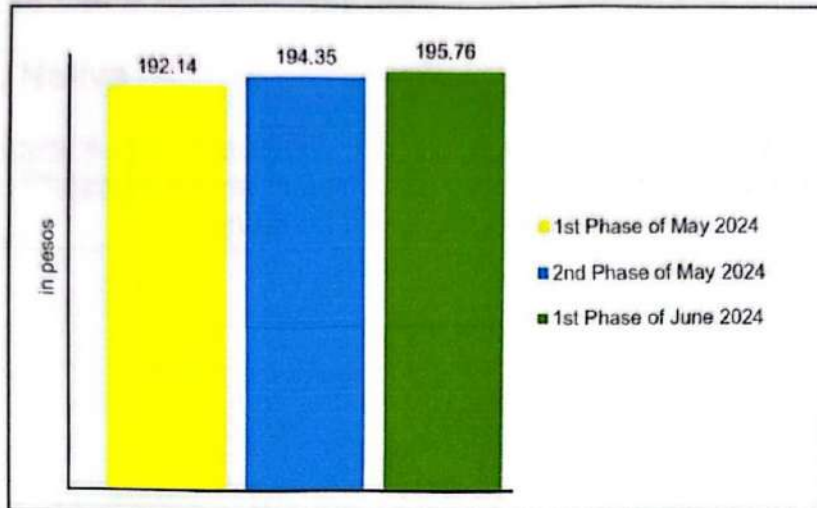
Source: Philippine Statistics Authority, Retail Price Survey of Commodities for the Generation of 2018-based Consumer Price Index

At the national level, a kilogram of special rice had an average retail price of PhP 64.69 during the first phase of June 2024 (01 to 05 June 2024). This was higher than its average retail prices in the second phase of May 2024 (15 to 17 May 2024) at PhP 64.41 per kilogram and in the first phase of May 2024 (01 to 05 May 2024) at PhP 64.59 per kilogram. (Figure 1 and Table 1)



2. Dressed Chicken

Figure 2. Average Retail Price per Kilogram of Dressed Chicken Philippines: First Phase and Second Phase of May 2024 and First Phase of June 2024

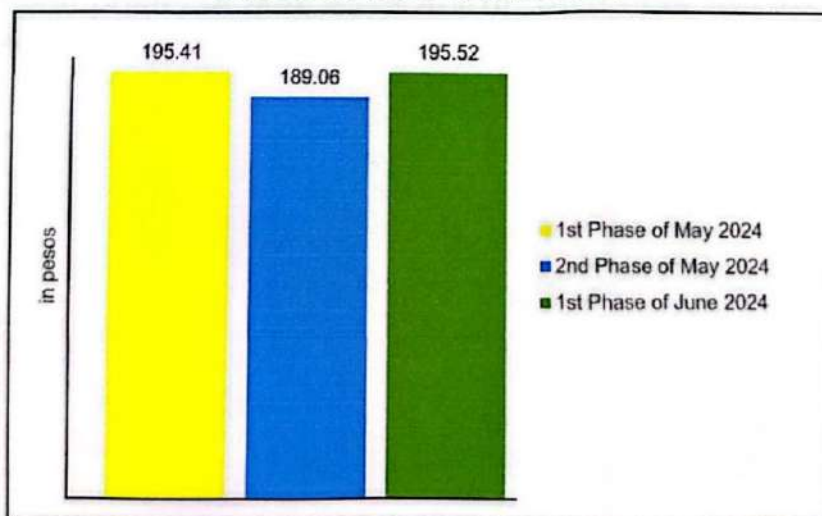


Source: Philippine Statistics Authority, Retail Price Survey of Commodities for the Generation of 2018-based Consumer Price Index

An average retail price of PhP 195.76 per kilogram at the national level was reported for dressed chicken during the first phase of June 2024. It showed an increment from its average retail prices of PhP 194.35 per kilogram in the second phase of May 2024 and PhP 192.14 per kilogram in the first phase of May 2024. (Figure 2 and Table 2)

3. Galunggong

Figure 3. Average Retail Price per Kilogram of Galunggong Philippines: First Phase and Second Phase of May 2024 and First Phase of June 2024

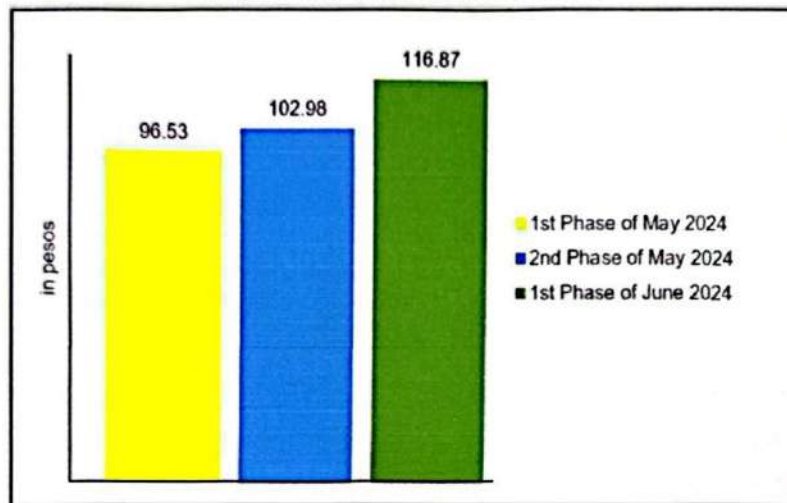


Source: Philippine Statistics Authority, Retail Price Survey of Commodities for the Generation of 2018-based Consumer Price Index

A kilogram of galunggong in the country had an average retail price of PhP 195.52 during the first phase of June 2024. This was higher than the average retail prices of PhP 189.06 per kilogram in the second phase of May 2024 and PhP 195.41 per kilogram in the first phase of May 2024. (Figure 3 and Table 3)

4. Pechay, Native

Figure 4. Average Retail Price per Kilogram of Pechay, Native Philippines: First Phase and Second Phase of May 2024 and First Phase of June 2024

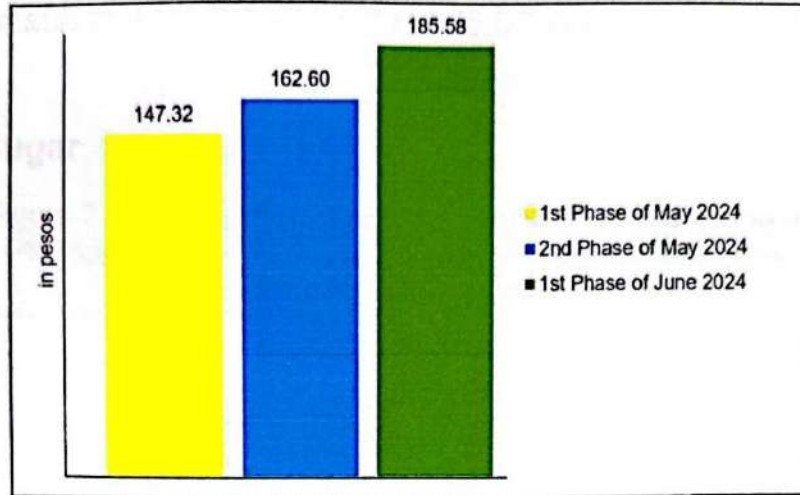


Source: Philippine Statistics Authority, Retail Price Survey of Commodities for the Generation of 2018-based Consumer Price Index

A kilogram of native pechay in the country had an average retail price of PhP 116.87 during the first phase of June 2024. This showed an increase from its average retail price of PhP 102.98 per kilogram in the second phase of May 2024. Similarly, this was higher relative to its price level in the first phase of May 2024 at PhP 96.53 per kilogram. (Figure 4 and Table 4)

5. Ginger, Hawaiian

Figure 5. Average Retail Price per Kilogram of Ginger, Hawaiian Philippines: First Phase and Second Phase of May 2024 and First Phase of June 2024

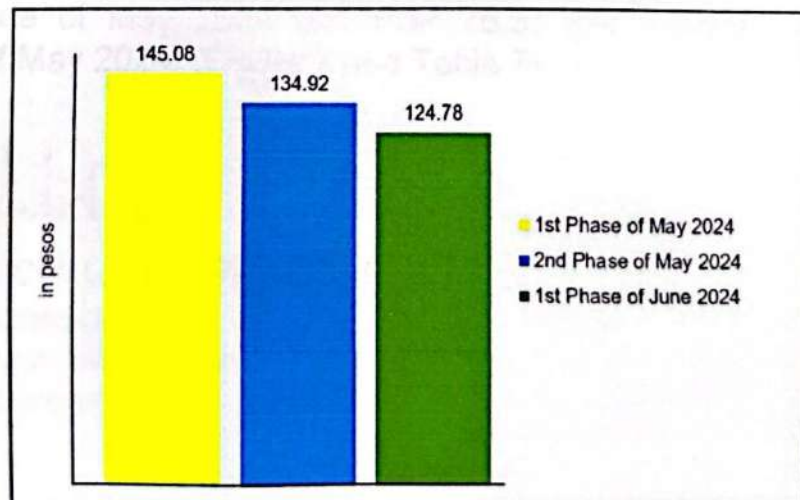


Source: Philippine Statistics Authority, Retail Price Survey of Commodities for the Generation of 2018-based Consumer Price Index

An average retail price of PhP 185.58 per kilogram at the national level was reported for hawaiian ginger during the first phase of June 2024. It went up from the average retail prices of PhP 162.60 per kilogram in the second phase of May 2024 and PhP 147.32 per kilogram in the first phase of May 2024. (Figure 5 and Table 5)

6. Mango, Carabao

Figure 6. Average Retail Price per Kilogram of Mango, Carabao Philippines: First Phase and Second Phase of May 2024 and First Phase of June 2024

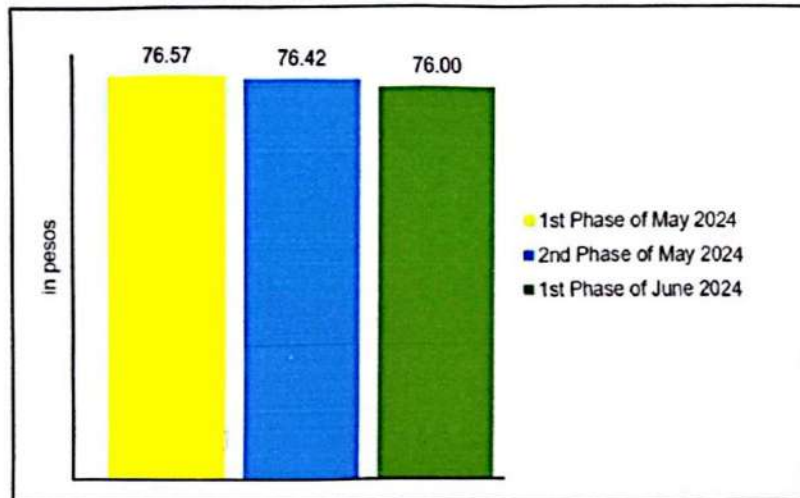


Source: Philippine Statistics Authority, Retail Price Survey of Commodities for the Generation of 2018-based Consumer Price Index

At the national level, a kilogram of mango carabao had an average retail price of PhP 124.78 during the first phase of June 2024, lower than its average retail price of PhP 134.92 per kilogram in the second phase of May 2024. Similarly, this registered a decrease relative to its price level in the first phase of May 2024 at PhP 145.08 per kilogram. (Figure 6 and Table 6)

7. Brown Sugar

Figure 7. Average Retail Price per Kilogram of Brown Sugar
Philippines: First Phase and Second Phase of May 2024
and First Phase of June 2024



Source: Philippine Statistics Authority, Retail Price Survey of Commodities for the Generation of 2018-based Consumer Price Index

At the national level, brown sugar had an average retail price of PhP 76.00 per kilogram during the first phase of June 2024. This was lower than the average retail prices of PhP 76.42 per kilogram recorded in the second phase of May 2024 and PhP 76.57 per kilogram during the first phase of May 2024. (Figure 7 and Table 7)

DIVINA GRACIA L. DEL PRADO, PhD
Assistant Secretary
Deputy National Statistician
Sectoral Statistics Office

RCL/GSP/MJAN