

SPECIAL RELEASE

Price Situationer of Selected Agricultural Commodities

First Phase of March 2024

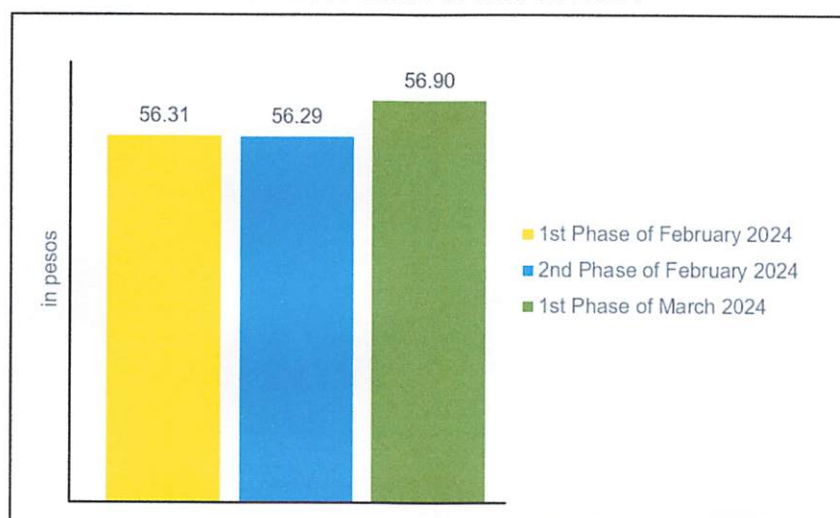
(Reference Period: 01 to 05 March 2024)

Date of Release: 18 March 2024

Reference No. 2024-SSO-034

1. Rice, Well Milled

Figure 1. Average Retail Price per Kilogram of Well Milled Rice
Philippines: First Phase and Second Phase of February 2024
and First Phase of March 2024



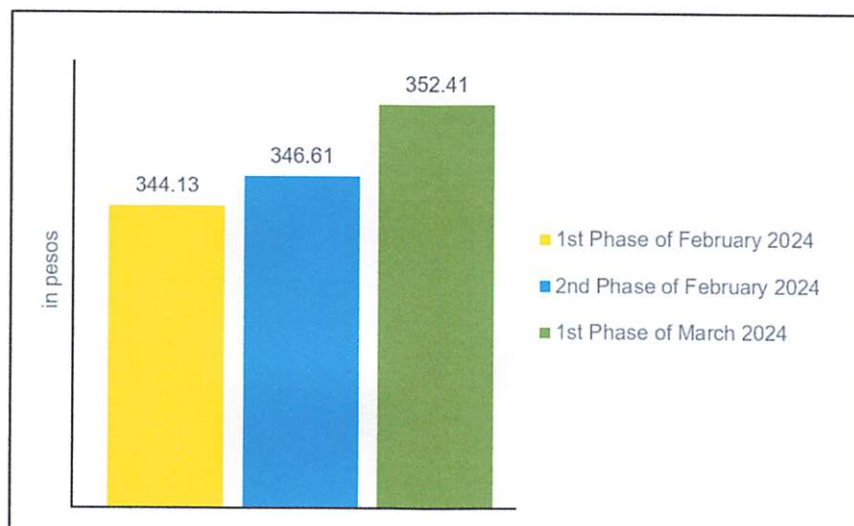
Source: Philippine Statistics Authority, Retail Price Survey of Commodities for the Generation of 2018-based Consumer Price Index

At the national level, a kilogram of well milled rice had an average retail price of PhP 56.90 during the first phase of March 2024 (01 to 05 March 2024), higher than its average retail prices in the second phase of February 2024 (15 to 17 February 2024) at PhP 56.29 per kilogram and in the first phase of February 2024 (01 to 05 February 2024) at PhP 56.31 per kilogram. (Figure 1 and Table 1)



2. Fresh Pork, Liempo

Figure 2. Average Retail Price per Kilogram of Fresh Pork, Liempo Philippines: First Phase and Second Phase of February 2024 and First Phase of March 2024

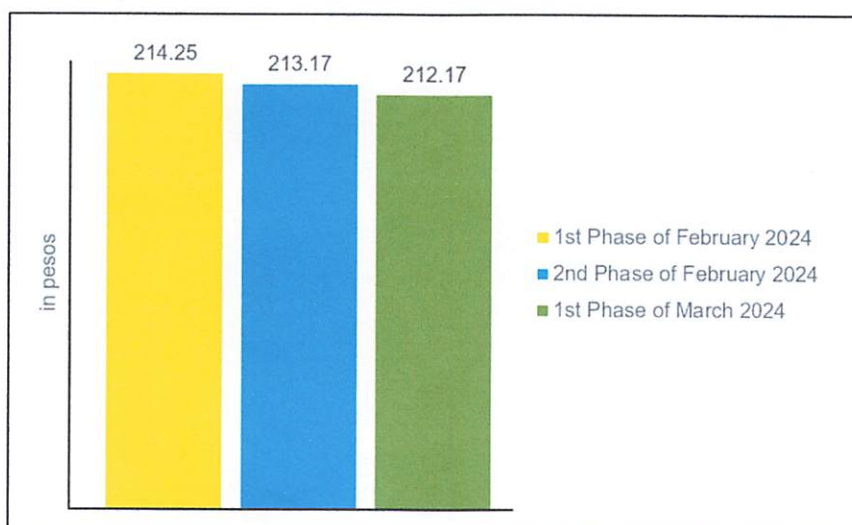


Source: Philippine Statistics Authority, Retail Price Survey of Commodities for the Generation of 2018-based Consumer Price Index

A kilogram of fresh pork liempo had an average retail price of PhP 352.41 during the first phase of March 2024. It showed an increase compared with its average retail price of PhP 346.61 per kilogram in the second phase of February 2024. Similarly, this was higher relative to its price level in the first phase of February 2024 at PhP 344.13 per kilogram. (Figure 2 and Table 2)

3. Bangus

Figure 3. Average Retail Price per Kilogram of Bangus Philippines: First Phase and Second Phase of February 2024 and First Phase of March 2024

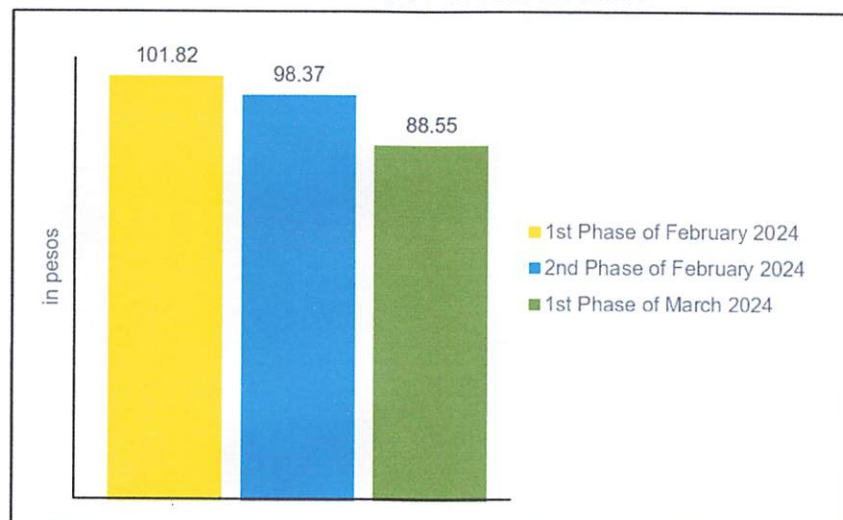


Source: Philippine Statistics Authority, Retail Price Survey of Commodities for the Generation of 2018-based Consumer Price Index

A kilogram of bangus in the country had an average retail price of PhP 212.17 during the first phase of March 2024, lower than the average retail prices of PhP 213.17 per kilogram in the second phase of February 2024 and PhP 214.25 per kilogram in the first phase of February 2024. (Figure 3 and Table 3)

4. Tomato

Figure 4. Average Retail Price per Kilogram of Tomato Philippines: First Phase and Second Phase of February 2024 and First Phase of March 2024

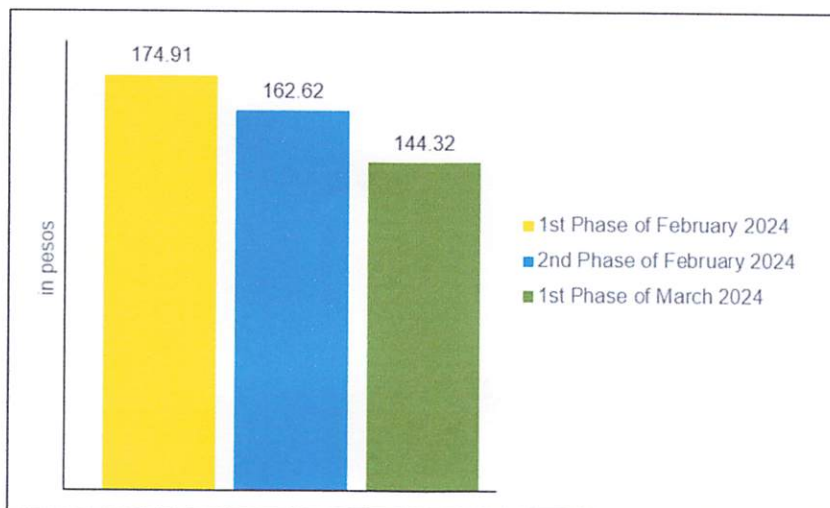


Source: Philippine Statistics Authority, Retail Price Survey of Commodities for the Generation of 2018-based Consumer Price Index

A kilogram of tomato in the country had an average retail price of PhP 88.55 during the first phase of March 2024. This showed a decrease compared with its average retail price of PhP 98.37 per kilogram in the second phase of February 2024. Similarly, this was lower relative to its price level in the first phase of February 2024 at PhP 101.82 per kilogram. (Figure 4 and Table 4)

5. Onion, Red

Figure 5. Average Retail Price per Kilogram of Onion, Red Philippines: First Phase and Second Phase of February 2024 and First Phase of March 2024

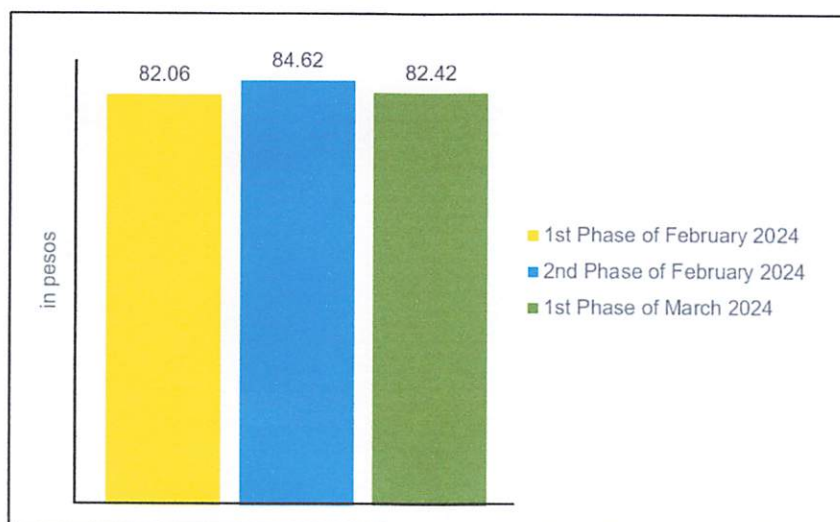


Source: Philippine Statistics Authority, Retail Price Survey of Commodities for the Generation of 2018-based Consumer Price Index

An average retail price of PhP 144.32 per kilogram at the national level was reported for red onion during the first phase of March 2024. This was lower than its average retail prices of PhP 162.62 per kilogram in the second phase of February 2024 and PhP 174.91 per kilogram in the first phase of February 2024. (Figure 5 and Table 5)

6. Calamansi

Figure 6. Average Retail Price per Kilogram of Calamansi Philippines: First Phase and Second Phase of February 2024 and First Phase of March 2024

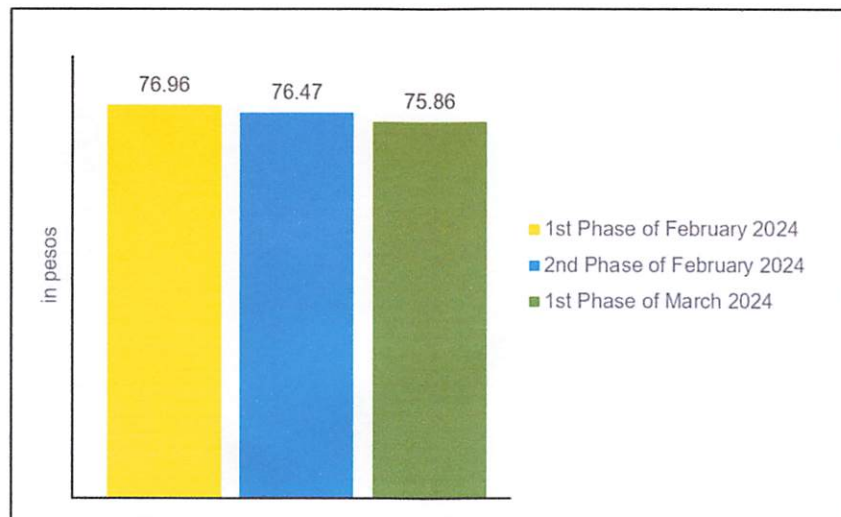


Source: Philippine Statistics Authority, Retail Price Survey of Commodities for the Generation of 2018-based Consumer Price Index

At the national level, a kilogram of calamansi had an average retail price of PhP 82.42 during the first phase of March 2024, lower than its average retail price of PhP 84.62 per kilogram in the second phase of February 2024. Meanwhile, this was higher relative to its price level in the first phase of February 2024 at PhP 82.06 per kilogram. (Figure 6 and Table 6)

7. Brown Sugar

Figure 7. Average Retail Price per Kilogram of Brown Sugar Philippines: First Phase and Second Phase of February 2024 and First Phase of March 2024



Source: Philippine Statistics Authority, Retail Price Survey of Commodities for the Generation of 2018-based Consumer Price Index

At the national level, a kilogram of brown sugar had an average retail price of PhP 75.86 during the first phase of March 2024. This was lower than the average retail prices of PhP 76.47 per kilogram recorded in the second phase of February 2024 and PhP 76.96 per kilogram during the first phase of February 2024. (Figure 7 and Table 7)

DIVINA GRACIA L. DEL PRADO, PhD
Assistant Secretary
Deputy National Statistician
Sectoral Statistics Office

4/ RCL/GGP