

SPECIAL RELEASE

Price Situationer of Selected Agricultural Commodities

First Phase of May 2024

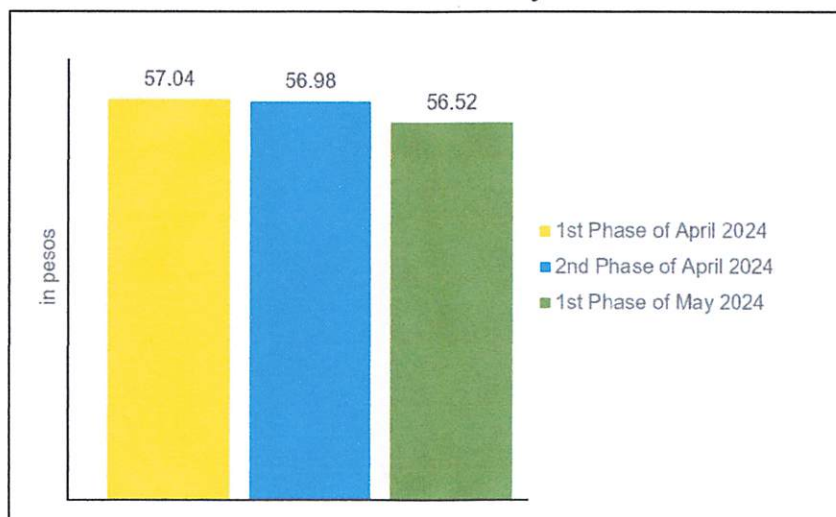
(Reference Period: 01 to 05 May 2024)

Date of Release: 17 May 2024

Reference No. 2024-SSO-074

1. Rice, Well Milled

Figure 1. Average Retail Price per Kilogram of Well Milled Rice
Philippines: First Phase and Second Phase of April 2024
and First Phase of May 2024



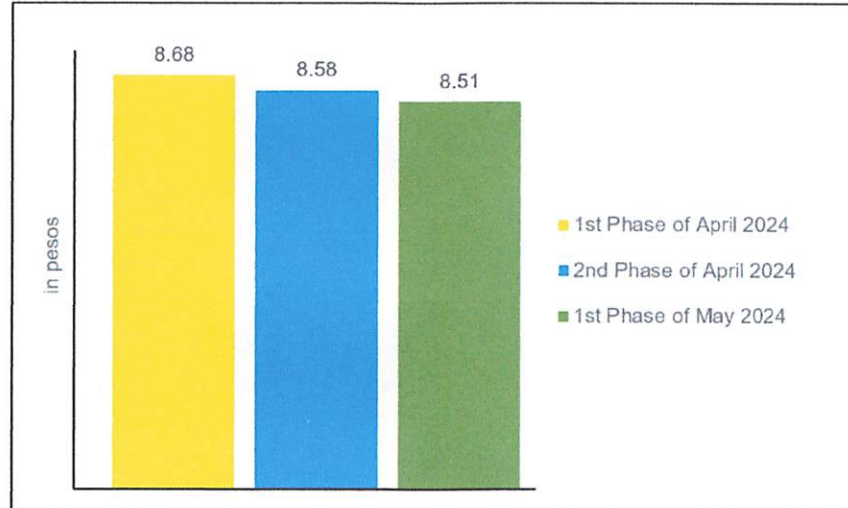
Source: Philippine Statistics Authority, Retail Price Survey of Commodities for the Generation of 2018-based Consumer Price Index

At the national level, a kilogram of well milled rice had an average retail price of PhP 56.52 during the first phase of May 2024 (01 to 05 May 2024). This was lower than its average retail prices in the second phase of April 2024 (15 to 17 April 2024) at PhP 56.98 per kilogram and in the first phase of April 2024 (01 to 05 April 2024) at PhP 57.04 per kilogram. (Figure 1 and Table 1)



2. Chicken Egg, Medium

Figure 2. Average Retail Price per Piece of Chicken Egg, Medium
Philippines: First Phase and Second Phase of April 2024
and First Phase of May 2024

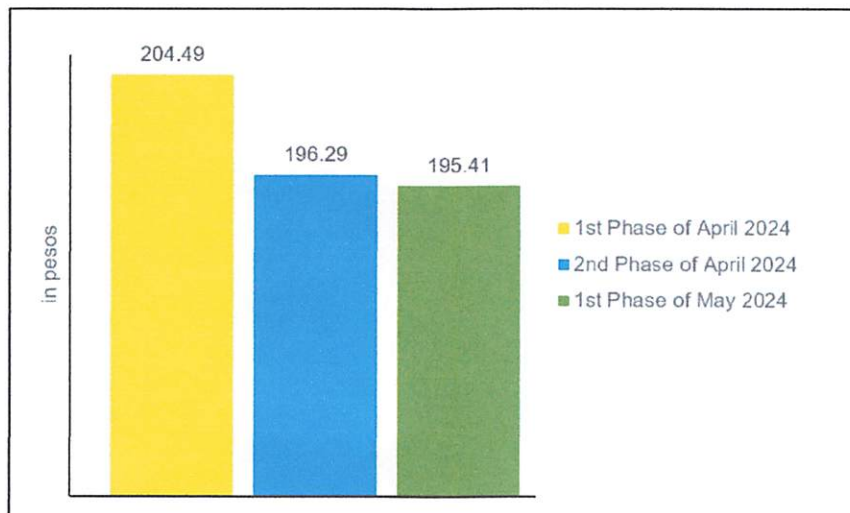


Source: Philippine Statistics Authority, Retail Price Survey of Commodities for the Generation of 2018-based Consumer Price Index

An average retail price of PhP 8.51 per piece at the national level was reported for a medium-sized chicken egg during the first phase of May 2024. It showed a decrement from its average retail prices of PhP 8.58 per piece in the second phase of April 2024 and PhP 8.68 per piece in the first phase of April 2024. (Figure 2 and Table 2)

3. Galunggong

Figure 3. Average Retail Price per Kilogram of Galunggong
Philippines: First Phase and Second Phase of April 2024
and First Phase of May 2024

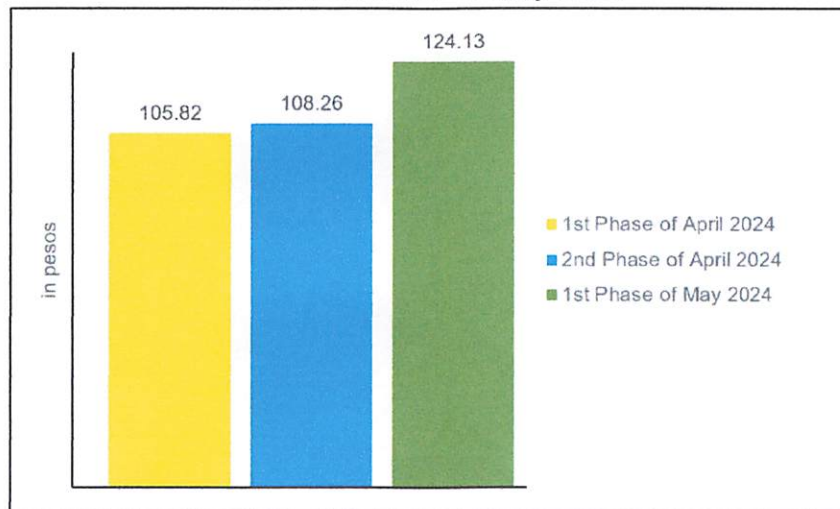


Source: Philippine Statistics Authority, Retail Price Survey of Commodities for the Generation of 2018-based Consumer Price Index

A kilogram of galunggong in the country had an average retail price of PhP 195.41 during the first phase of May 2024. This was lower than the average retail prices of PhP 196.29 per kilogram in the second phase of April 2024 and PhP 204.49 per kilogram in the first phase of April 2024. (Figure 3 and Table 3)

4. Baguio Beans

Figure 4. Average Retail Price per Kilogram of Baguio Beans
Philippines: First Phase and Second Phase of April 2024
and First Phase of May 2024

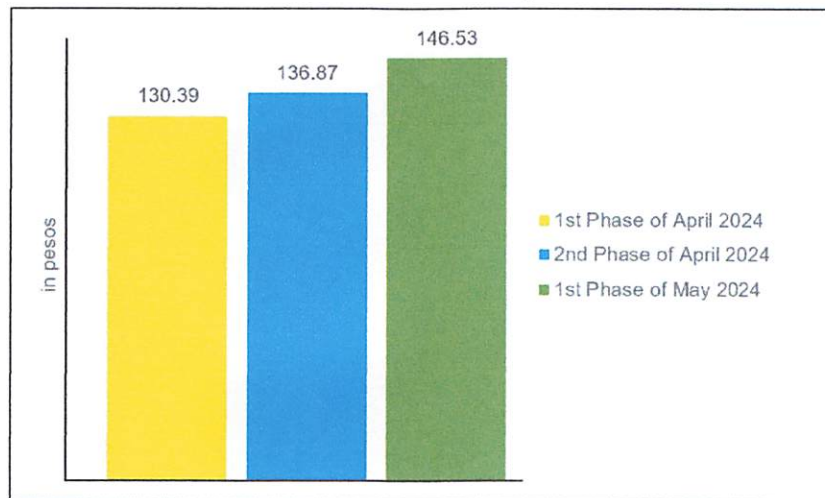


Source: Philippine Statistics Authority, Retail Price Survey of Commodities for the Generation of 2018-based Consumer Price Index

A kilogram of baguio beans in the country had an average retail price of PhP 124.13 during the first phase of May 2024. This showed an increase from its average retail price of PhP 108.26 per kilogram in the second phase of April 2024. Similarly, this was higher relative to its price level in the first phase of April 2024 at PhP 105.82 per kilogram. (Figure 4 and Table 4)

5. Ginger, Hawaiian

Figure 5. Average Retail Price per Kilogram of Ginger, Hawaiian Philippines: First Phase and Second Phase of April 2024 and First Phase of May 2024

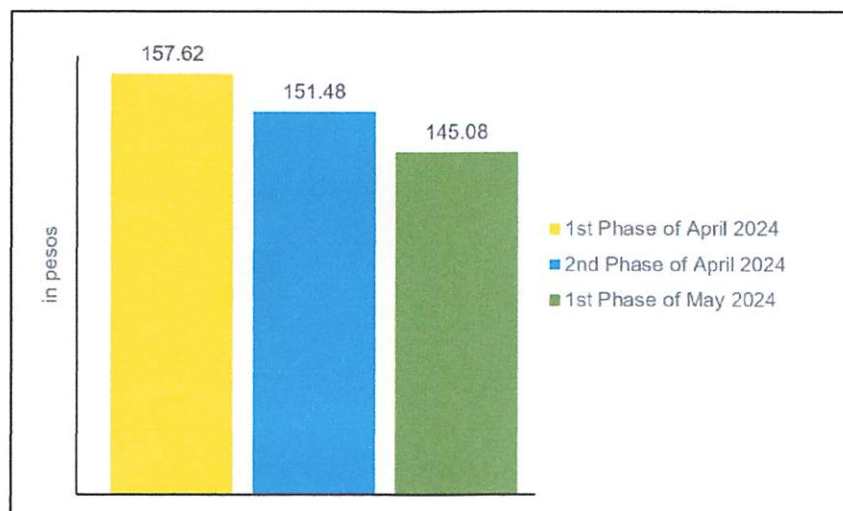


Source: Philippine Statistics Authority, Retail Price Survey of Commodities for the Generation of 2018-based Consumer Price Index

An average retail price of PhP 146.53 per kilogram at the national level was reported for hawaiian ginger during the first phase of May 2024. It went up from the average retail prices of PhP 136.87 per kilogram in the second phase of April 2024 and PhP 130.39 per kilogram in the first phase of April 2024. (Figure 5 and Table 5)

6. Mango, Carabao

Figure 6. Average Retail Price per Kilogram of Mango, Carabao Philippines: First Phase and Second Phase of April 2024 and First Phase of May 2024

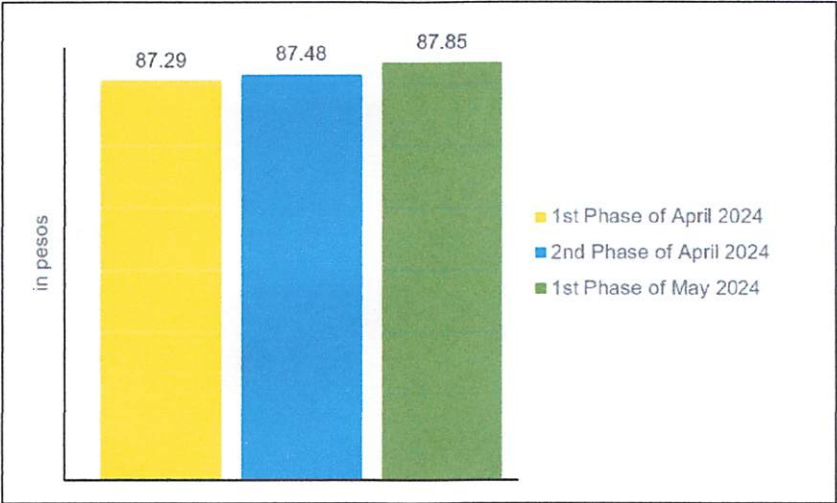


Source: Philippine Statistics Authority, Retail Price Survey of Commodities for the Generation of 2018-based Consumer Price Index

At the national level, a kilogram of mango carabao had an average retail price of PhP 145.08 during the first phase of May 2024, lower than its average retail price of PhP 151.48 per kilogram in the second phase of April 2024. Similarly, this registered a decrease relative to its price level in the first phase of April 2024 at PhP 157.62 per kilogram. (Figure 6 and Table 6)

7. Refined Sugar

Figure 7. Average Retail Price per Kilogram of Refined Sugar
Philippines: First Phase and Second Phase of April 2024
and First Phase of May 2024



Source: Philippine Statistics Authority, Retail Price Survey of Commodities for the Generation of 2018-based Consumer Price Index

At the national level, refined sugar had an average retail price of PhP 87.85 per kilogram during the first phase of May 2024. This was higher than the average retail prices of PhP 87.48 per kilogram recorded in the second phase of April 2024 and PhP 87.29 per kilogram during the first phase of April 2024. (Figure 7 and Table 7)


DIVINA GRACIA L. DEL PRADO, PhD
Assistant Secretary
Deputy National Statistician
Sectoral Statistics Office


RCL/GGP/MJAAN