

SPECIAL RELEASE

Price Situationer of Selected Agricultural Commodities

First Phase of October 2024

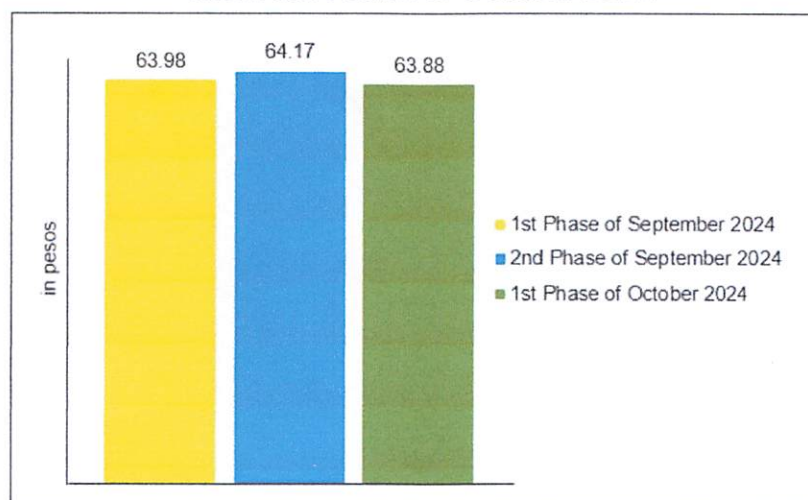
(Reference Period: 01 to 05 October 2024)

Date of Release: 17 October 2024

Reference No. 2024-SSO-152

1. Rice, Special

Figure 1. Average Retail Price per Kilogram of Special Rice
Philippines: First Phase and Second Phase of September 2024
and First Phase of October 2024

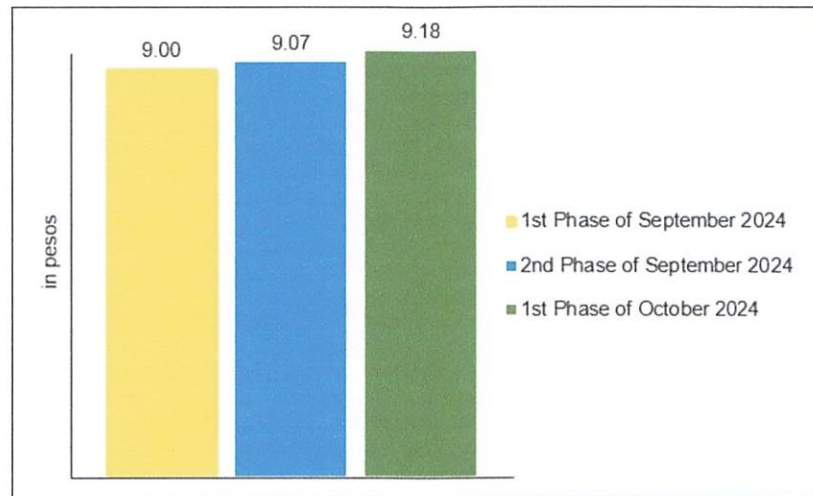


Source: Philippine Statistics Authority, Retail Price Survey of Selected Commodities for the Generation of 2018-based Consumer Price Index

At the national level, a kilogram of special rice had an average retail price of PhP 63.88 during the first phase of October 2024 (01 to 05 October 2024), lower than its average retail price of PhP 64.17 per kilogram in the second phase of September 2024 (15 to 17 September 2024). Similarly, this was lower relative to its price level in the first phase of September 2024 (01 to 05 September 2024) at PhP 63.98 per kilogram. (Figure 1 and Table 1)

2. Chicken Egg, Medium

Figure 2. Average Retail Price per Piece of Chicken Egg, Medium
Philippines: First Phase and Second Phase of September 2024
and First Phase of October 2024

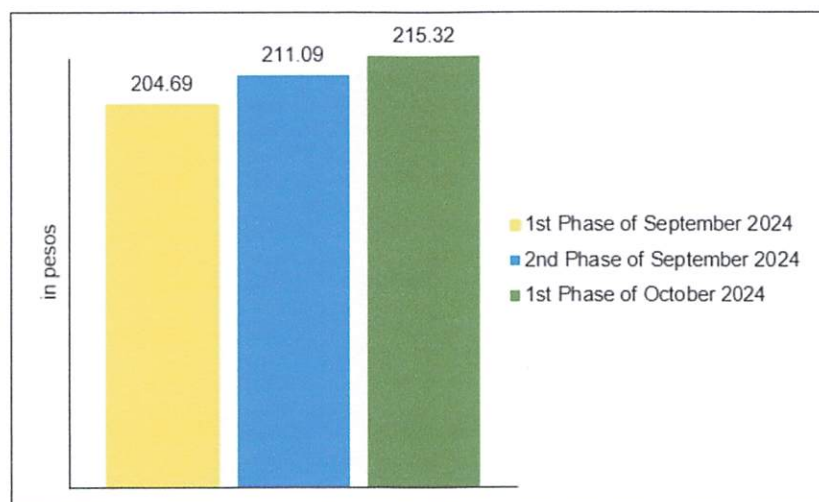


Source: Philippine Statistics Authority, Retail Price Survey of Selected Commodities for the Generation of Consumer Price Index

An average retail price of PhP 9.18 per piece at the national level was reported for medium-sized chicken egg during the first phase of October 2024. It showed an increment from its average retail prices of PhP 9.07 per piece in the second phase of September 2024 and PhP 9.00 per piece in the first phase of September 2024. (Figure 2 and Table 2)

3. Galunggong

Figure 3. Average Retail Price per Kilogram of Galunggong
Philippines: First Phase and Second Phase of September 2024
and First Phase of October 2024

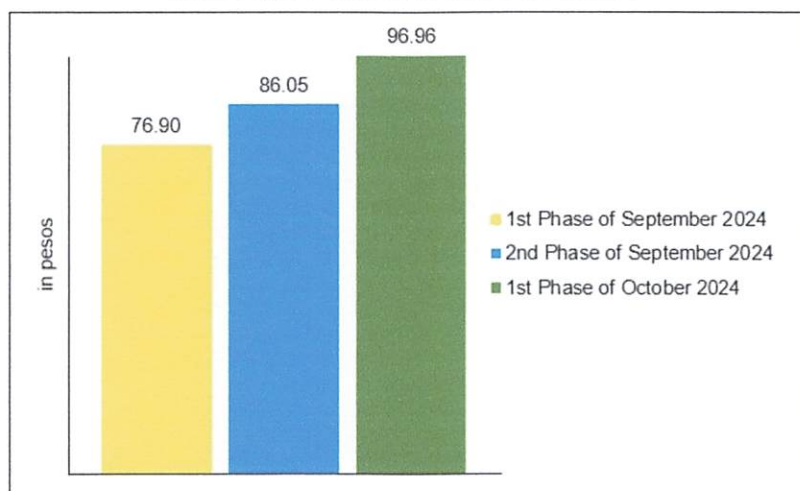


Source: Philippine Statistics Authority, Retail Price Survey of Selected Commodities for the Generation of Consumer Price Index

A kilogram of galunggong in the country had an average retail price of PhP 215.32 during the first phase of October 2024. This was higher than the average retail prices of PhP 211.09 per kilogram in the second phase of September 2024 and PhP 204.69 per kilogram in the first phase of September 2024. (Figure 3 and Table 3)

4. Eggplant

Figure 4. Average Retail Price per Kilogram of Eggplant
Philippines: First Phase and Second Phase of September 2024
and First Phase of October 2024

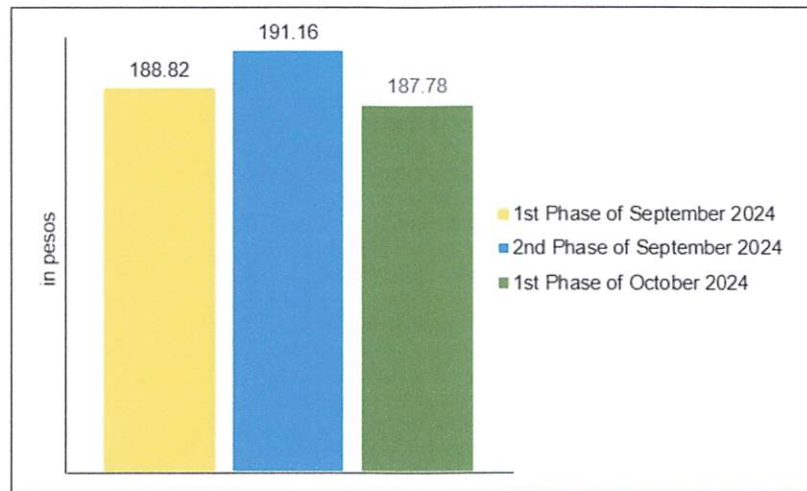


Source: Philippine Statistics Authority, Retail Price Survey of Selected Commodities for the Generation of Consumer Price Index

A kilogram of eggplant in the country had an average retail price of PhP 96.96 during the first phase of October 2024. This showed an increase from its average retail price of PhP 86.05 per kilogram in the second phase of September 2024. Similarly, this was higher relative to its price level in the first phase of September 2024 at PhP 76.90 per kilogram. (Figure 4 and Table 4)

5. Ginger, Hawaiian

Figure 5. Average Retail Price per Kilogram of Ginger, Hawaiian Philippines: First Phase and Second Phase of September 2024 and First Phase of October 2024

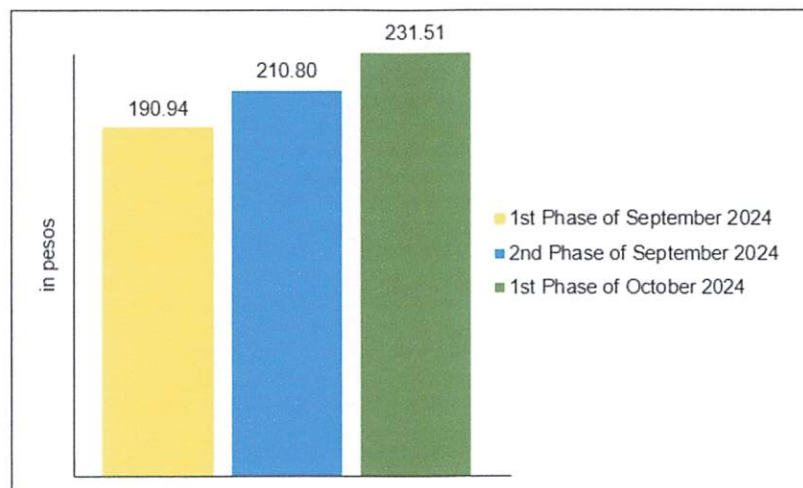


Source: Philippine Statistics Authority, Retail Price Survey of Selected Commodities for the Generation of Consumer Price Index

An average retail price of PhP 187.78 per kilogram at the national level was reported for hawaiian ginger during the first phase of October 2024. It went down from the average retail prices of PhP 191.16 per kilogram in the second phase of September 2024 and PhP 188.82 per kilogram in the first phase of September 2024. (Figure 5 and Table 5)

6. Mango, Carabao

Figure 6. Average Retail Price per Kilogram of Mango, Carabao Philippines: First Phase and Second Phase of September 2024 and First Phase of October 2024

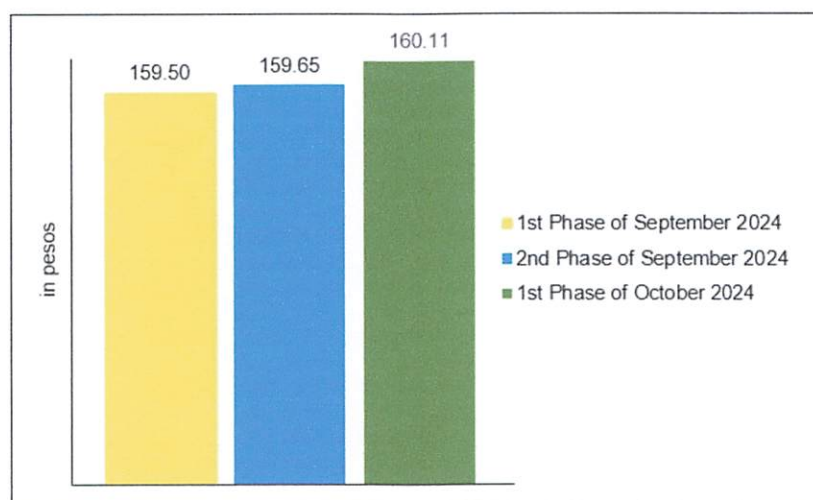


Source: Philippine Statistics Authority, Retail Price Survey of Selected Commodities for the Generation of Consumer Price Index

At the national level, a kilogram of mango carabao had an average retail price of PhP 231.51 during the first phase of October 2024, higher than its average retail price of PhP 210.80 per kilogram in the second phase of September 2024. Similarly, this registered an increase relative to its price level in the first phase of September 2024 at PhP 190.94 per kilogram. (Figure 6 and Table 6)

7. Cooking Oil

Figure 7. Average Retail Price per Liter of Cooking Oil
Philippines: First Phase and Second Phase of September 2024
and First Phase of October 2024



Source: Philippine Statistics Authority, Retail Price Survey of Selected Commodities for the Generation of Consumer Price Index

At the national level, cooking oil had an average retail price of PhP 160.11 per liter during the first phase of October 2024. This was higher than the average retail prices of PhP 159.65 per liter recorded in the second phase of September 2024 and PhP 159.50 per liter during the first phase of September 2024. (Figure 7 and Table 7)


DIVINA GRACIA L. DEL PRADO, PhD
 Assistant Secretary
 Deputy National Statistician
 Sectoral Statistics Office


 ROL/GGP/LKDB