

# SPECIAL RELEASE

## Price Situationer of Selected Agricultural Commodities

First Phase of September 2024

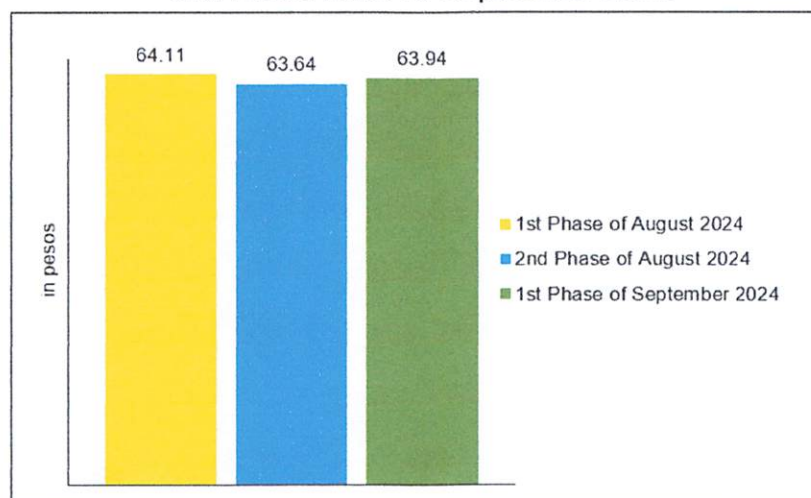
(Reference Period: 01 to 05 September 2024)

Date of Release: 17 SEP 2024

Reference No. 2024-SSO-103

### 1. Rice, Special

Figure 1. Average Retail Price per Kilogram of Special Rice Philippines: First Phase and Second Phase of August 2024 and First Phase of September 2024



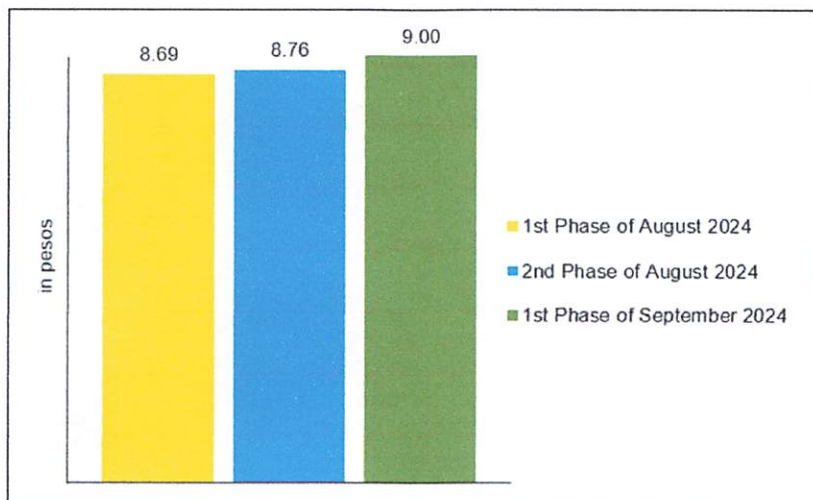
Source: Philippine Statistics Authority, Retail Price Survey of Commodities for the Generation of 2018-based Consumer Price Index

At the national level, a kilogram of special rice had an average retail price of PhP 63.94 during the first phase of September 2024 (01 to 05 September 2024), higher than its average retail price of PhP 63.64 per kilogram in the second phase of August 2024 (15 to 17 August 2024). Meanwhile, this was lower relative to its price level in the first phase of August 2024 (01 to 05 August 2024) at PhP 64.11 per kilogram. (Figure 1 and Table 1)



## 2. Chicken Egg, Medium

Figure 2. Average Retail Price per Piece of Chicken Egg, Medium  
Philippines: First Phase and Second Phase of August 2024  
and First Phase of September 2024

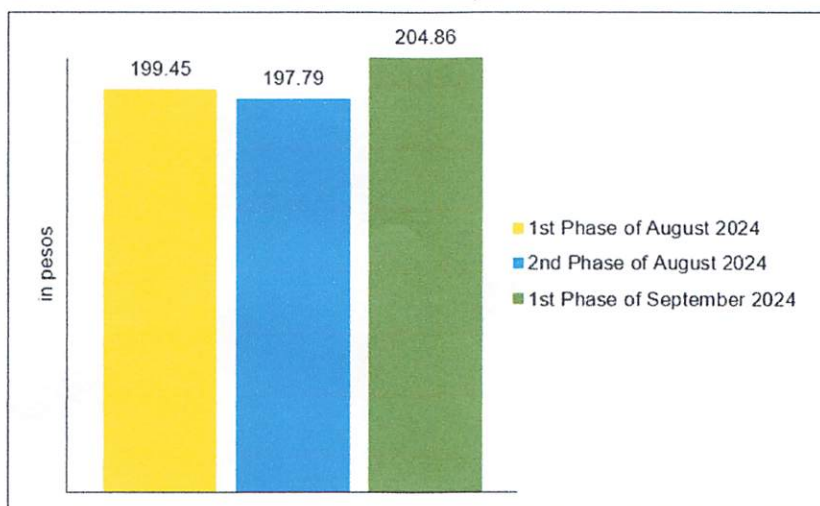


Source: Philippine Statistics Authority, Retail Price Survey of Commodities for the Generation of 2018-based Consumer Price Index

An average retail price of PhP 9.00 per piece at the national level was reported for medium-sized chicken egg during the first phase of September 2024. It showed an increment from its average retail prices of PhP 8.76 per piece in the second phase of August 2024 and PhP 8.69 per piece in the first phase of August 2024. (Figure 2 and Table 2)

## 3. Galunggong

Figure 3. Average Retail Price per Kilogram of Galunggong  
Philippines: First Phase and Second Phase of August 2024  
and First Phase of September 2024

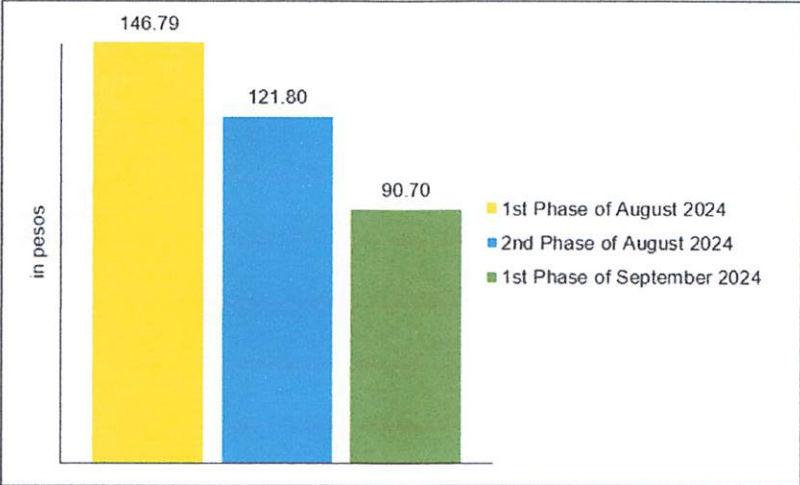


Source: Philippine Statistics Authority, Retail Price Survey of Commodities for the Generation of 2018-based Consumer Price Index

A kilogram of galunggong in the country had an average retail price of PhP 204.86 during the first phase of September 2024. This was higher than the average retail prices of PhP 197.79 per kilogram in the second phase of August 2024 and PhP 199.45 per kilogram in the first phase of August 2024. (Figure 3 and Table 3)

#### 4. Tomato

Figure 4. Average Retail Price per Kilogram of Tomato Philippines: First Phase and Second Phase of August 2024 and First Phase of September 2024



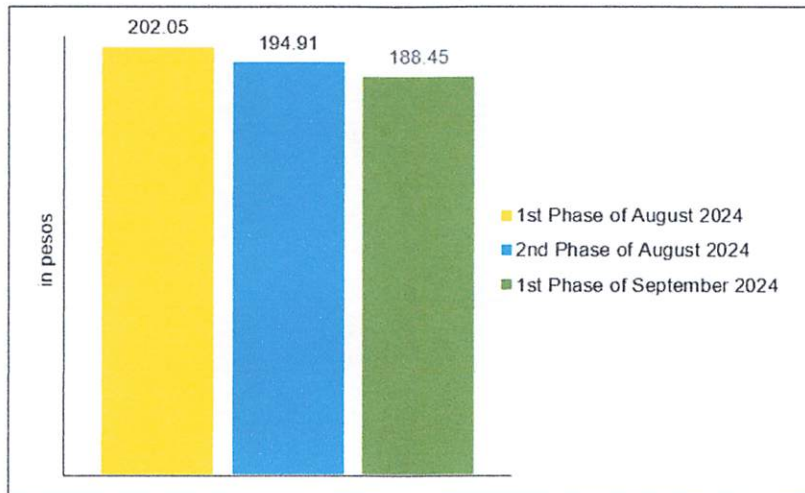
Source: Philippine Statistics Authority, Retail Price Survey of Commodities for the Generation of 2018-based Consumer Price Index

A kilogram of tomato in the country had an average retail price of PhP 90.70 during the first phase of September 2024. This showed a decrease from its average retail price of PhP 121.80 per kilogram in the second phase of August 2024. Similarly, this was lower relative to its price level in the first phase of August 2024 at PhP 146.79 per kilogram. (Figure 4 and Table 4)



## 5. Ginger, Hawaiian

Figure 5. Average Retail Price per Kilogram of Ginger, Hawaiian Philippines: First Phase and Second Phase of August 2024 and First Phase of September 2024

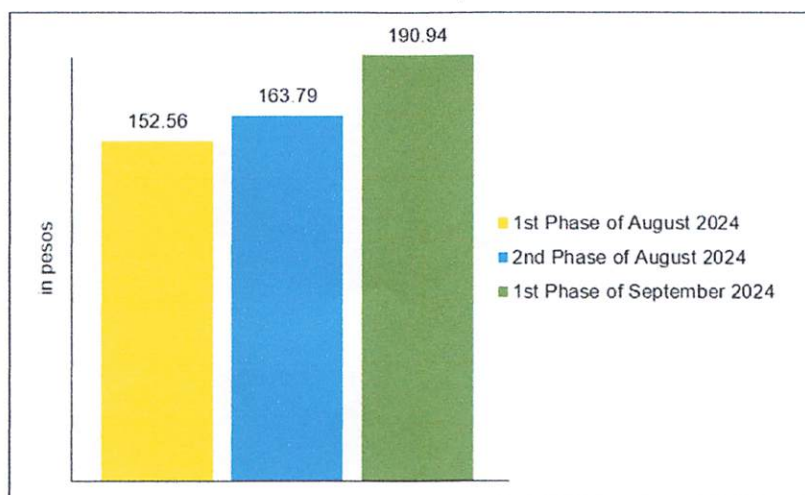


Source: Philippine Statistics Authority, Retail Price Survey of Commodities for the Generation of 2018-based Consumer Price Index

An average retail price of PhP 188.45 per kilogram at the national level was reported for hawaiian ginger during the first phase of September 2024. It went down from the average retail prices of PhP 194.91 per kilogram in the second phase of August 2024 and PhP 202.05 per kilogram in the first phase of August 2024. (Figure 5 and Table 5)

## 6. Mango, Carabao

Figure 6. Average Retail Price per Kilogram of Mango, Carabao Philippines: First Phase and Second Phase of August 2024 and First Phase of September 2024

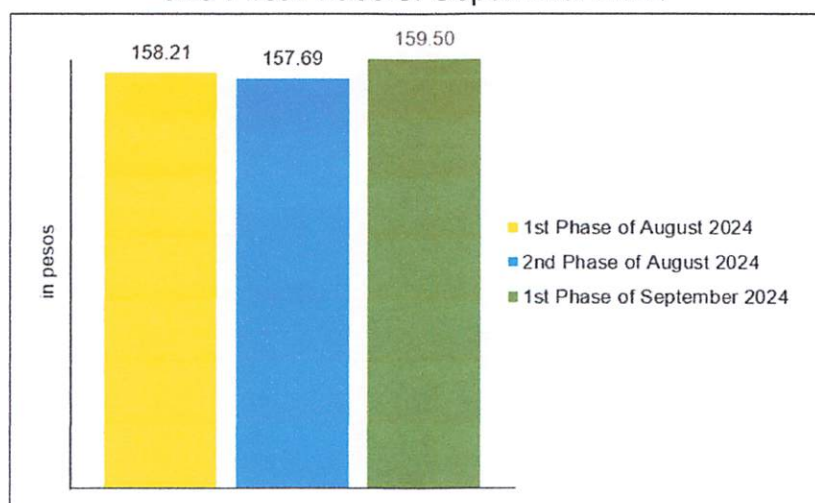


Source: Philippine Statistics Authority, Retail Price Survey of Commodities for the Generation of 2018-based Consumer Price Index

At the national level, a kilogram of mango carabao had an average retail price of PhP 190.94 during the first phase of September 2024, higher than its average retail price of PhP 163.79 per kilogram in the second phase of August 2024. Similarly, this registered an increase relative to its price level in the first phase of August 2024 at PhP 152.56 per kilogram. (Figure 6 and Table 6)

## 7. Cooking Oil

Figure 7. Average Retail Price per Liter of Cooking Oil  
Philippines: First Phase and Second Phase of August 2024  
and First Phase of September 2024



Source: Philippine Statistics Authority, Retail Price Survey of Commodities for the Generation of 2018-based Consumer Price Index

At the national level, cooking oil had an average retail price of PhP 159.50 per liter during the first phase of September 2024. This was higher than the average retail prices of PhP 157.69 per liter recorded in the second phase of August 2024 and PhP 158.21 per liter during the first phase of August 2024. (Figure 7 and Table 7)

**DIVINA GRACIA L. DEL PRADO, PhD**  
Assistant Secretary  
Deputy National Statistician  
Sectoral Statistics Office

RCL/GGP/IKDB