

SPECIAL RELEASE

Price Situationer of Selected Agricultural Commodities

Second Phase of April 2024

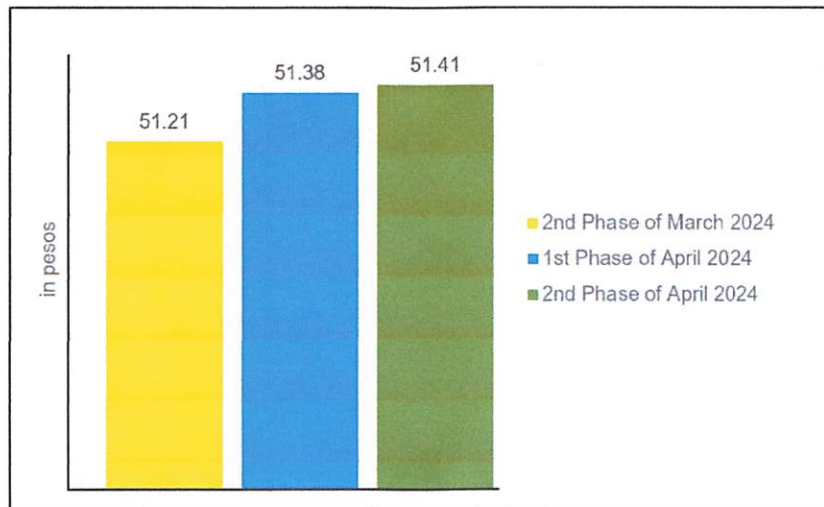
(Reference Period: 15 to 17 April 2024)

Date of Release: 30 April 2024

Reference No. 2024-SSO-057

1. Rice, Regular Milled

Figure 1. Average Retail Price per Kilogram of Regular Milled Rice
Philippines: Second Phase of March 2024
and First Phase and Second Phase of April 2024



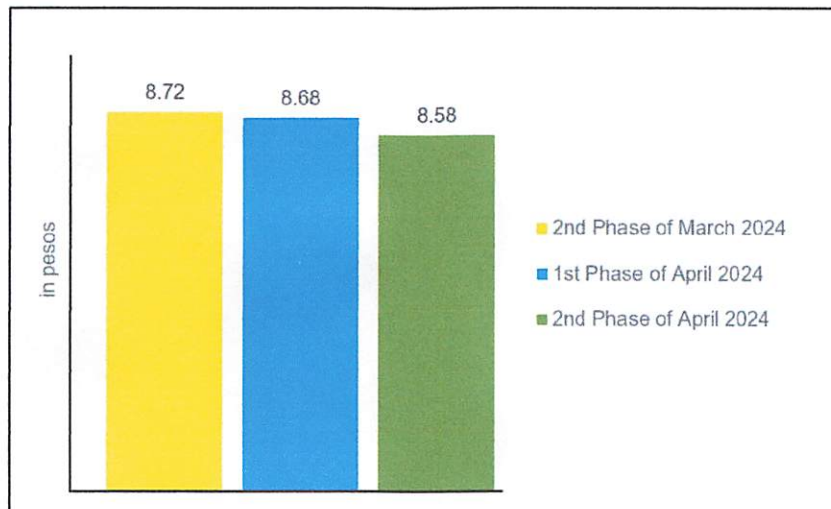
Source: Philippine Statistics Authority, Retail Price Survey of Commodities for the Generation of 2018-based Consumer Price Index

At the national level, a kilogram of regular milled rice had an average retail price of PhP 51.41 during the second phase of April 2024 (15 to 17 April 2024). This was higher than its average retail price in the first phase of April 2024 (01 to 05 April 2024) at PhP 51.38 per kilogram. Similarly, this was higher relative to its price level in the second phase of March 2024 (15 to 17 March 2024) at PhP 51.21 per kilogram. (Figure 1 and Table 1)



2. Chicken Egg, Medium

Figure 2. Average Retail Price per Piece of Chicken Egg, Medium
Philippines: Second Phase of March 2024
and First Phase and Second Phase of April 2024

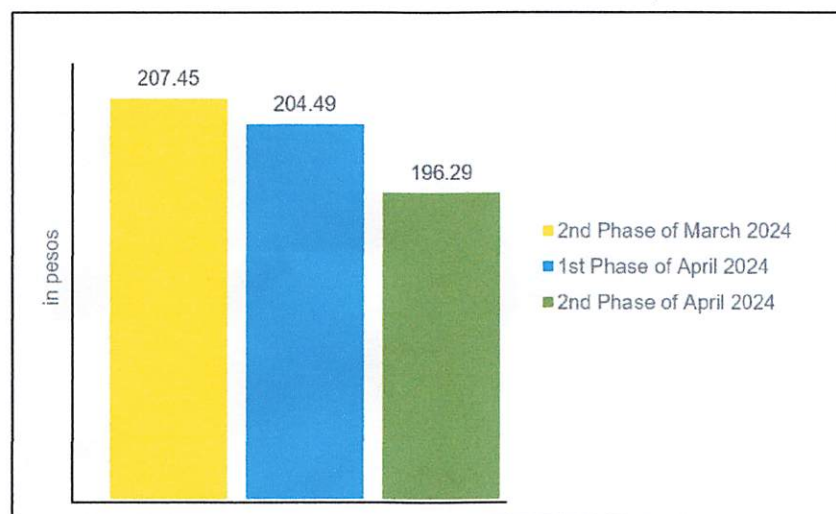


Source: Philippine Statistics Authority, Retail Price Survey of Commodities for the Generation of 2018-based Consumer Price Index

An average retail price of PhP 8.58 per piece at the national level was reported for medium-sized chicken egg during the second phase of April 2024. It showed a decrement from its average retail prices of PhP 8.68 per piece in the first phase of April 2024 and from PhP 8.72 per piece in the second phase of March 2024. (Figure 2 and Table 2)

3. Galunggong

Figure 3. Average Retail Price per Kilogram of Galunggong
Philippines: Second Phase of March 2024
and First Phase and Second Phase of April 2024

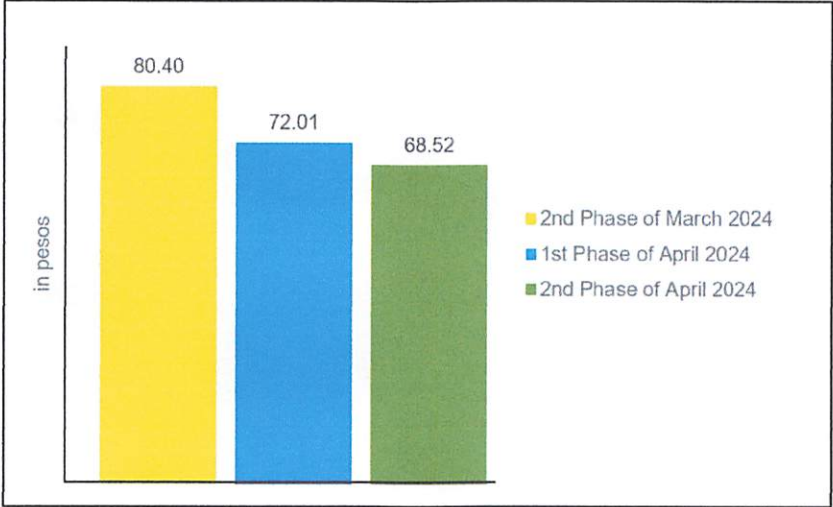


Source: Philippine Statistics Authority, Retail Price Survey of Commodities for the Generation of 2018-based Consumer Price Index

A kilogram of galunggong in the country had an average retail price of PhP 196.29 during the second phase of April 2024. This was lower than the average retail prices of PhP 204.49 per kilogram in the first phase of April 2024 and PhP 207.45 per kilogram in the second phase of March 2024. (Figure 3 and Table 3)

4. Tomato

Figure 4. Average Retail Price per Kilogram of Tomato
Philippines: Second Phase of March 2024
and First Phase and Second Phase of April 2024

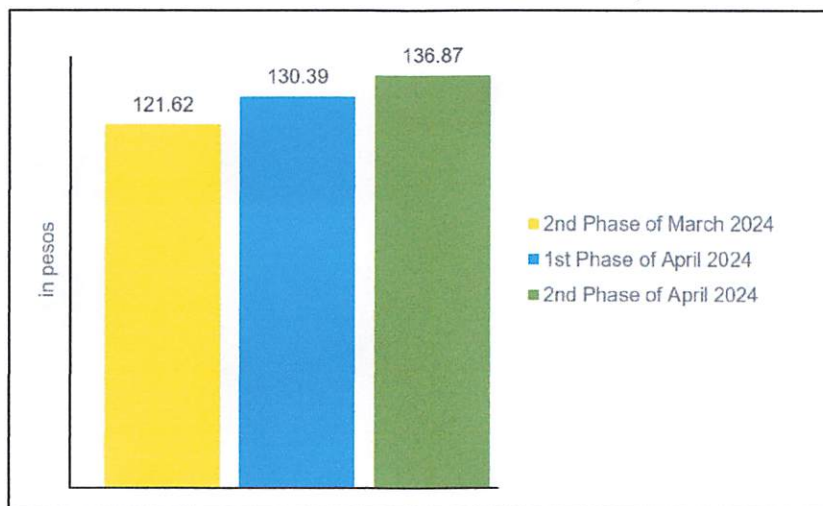


Source: Philippine Statistics Authority, Retail Price Survey of Commodities for the Generation of 2018-based Consumer Price Index

A kilogram of tomato in the country had an average retail price of PhP 68.52 during the second phase of April 2024. This showed a decrease from its average retail price of PhP 72.01 in the first phase of April 2024. Similarly, this was lower relative to its average price of PhP 80.40 per kilogram in the second phase of March 2024. (Figure 4 and Table 4)

5. Ginger, Hawaiian

Figure 5. Average Retail Price per Kilogram of Ginger, Hawaiian Philippines: Second Phase of March 2024 and First Phase and Second Phase of April 2024

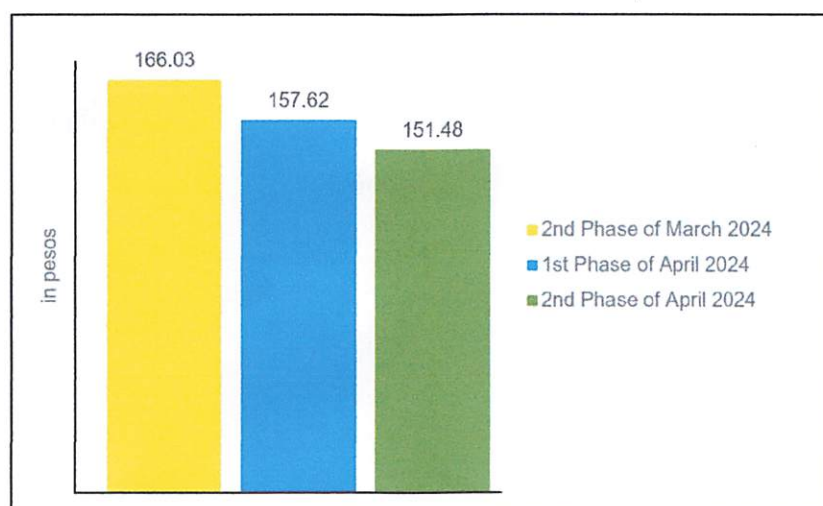


Source: Philippine Statistics Authority, Retail Price Survey of Commodities for the Generation of 2018-based Consumer Price Index

An average retail price of PhP 136.87 per kilogram at the national level was reported for hawaiian ginger during the second phase of April 2024. It went up from the average retail prices of PhP 130.39 per kilogram in the first phase of April 2024 and PhP 121.62 per kilogram in the second phase of March 2024. (Figure 5 and Table 5)

6. Mango, Carabao

Figure 6. Average Retail Price per Kilogram of Mango, Carabao Philippines: Second Phase of March 2024 and First Phase and Second Phase of April 2024

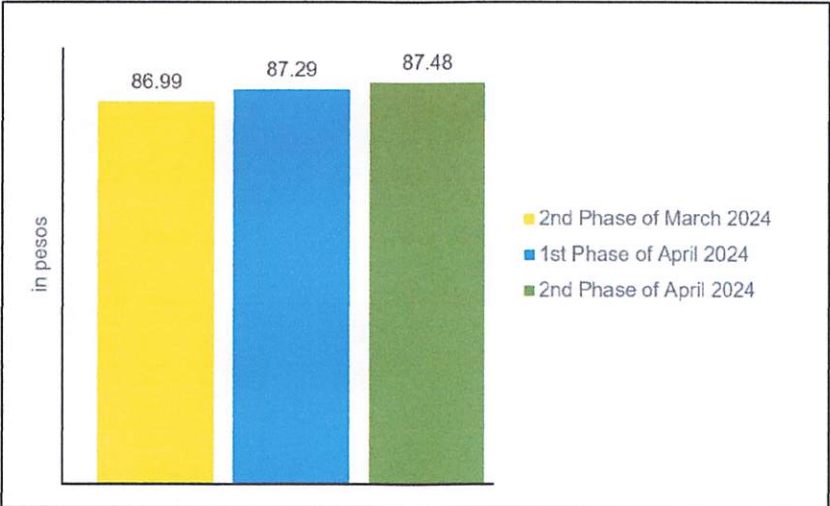


Source: Philippine Statistics Authority, Retail Price Survey of Commodities for the Generation of 2018-based Consumer Price Index

At the national level, a kilogram of mango carabao had an average retail price of PhP 151.48 during the second phase of April 2024. This was lower than its average retail prices of PhP 157.62 per kilogram in the first phase of April 2024 and PhP 166.03 per kilogram in the second phase of March 2024. (Figure 6 and Table 6)

7. Refined Sugar

Figure 7. Average Retail Price per Kilogram of Refined Sugar
Philippines: Second Phase of March 2024
and First Phase and Second Phase of April 2024



Source: Philippine Statistics Authority, Retail Price Survey of Commodities for the Generation of 2018-based Consumer Price Index

At the national level, a kilogram of refined sugar had an average retail price of PhP 87.48 during the second phase of April 2024. This was higher than the average retail price of PhP 87.29 per kilogram recorded in the first phase of April 2024. Similarly, this was higher compared with its price level during the second phase of March 2024 at PhP 86.99 per kilogram. (Figure 7 and Table 7)

DIVINA GRACIA L. DEL PRADO, PhD
Assistant Secretary
Deputy National Statistician
Sectoral Statistics Office

RCL/GGP/MJ/AN