

# SPECIAL RELEASE

## Price Situationer of Selected Agricultural Commodities

### Second Phase of August 2024

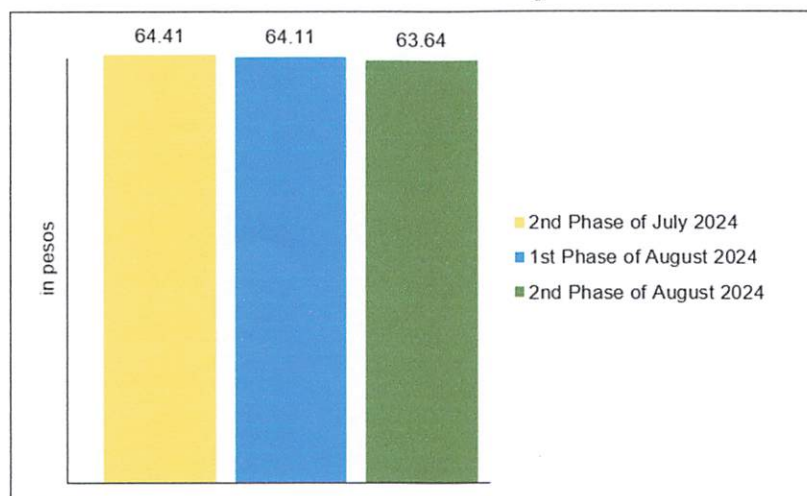
(Reference Period: 15 to 17 August 2024)

Date of Release: 30 AUGUST 2024

Reference No. 2024-SSO-120

### 1. Rice, Special

Figure 1. Average Retail Price per Kilogram of Special Rice  
Philippines: Second Phase of July 2024 and First Phase  
and Second Phase of August 2024

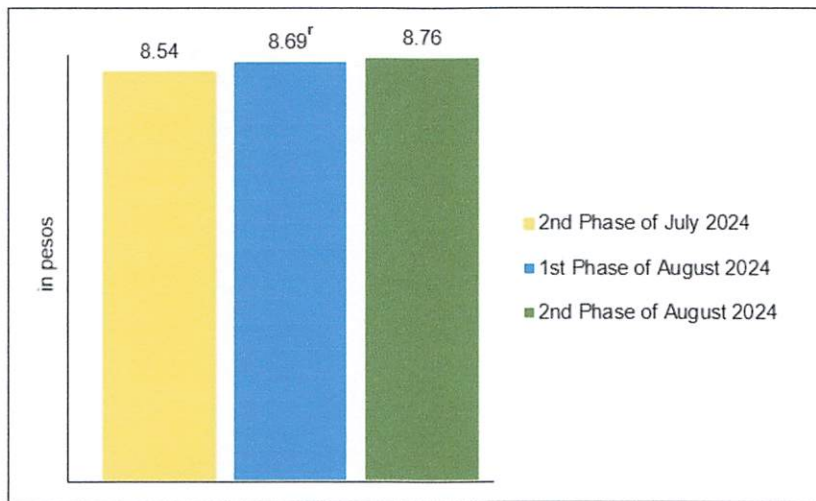


Source: Philippine Statistics Authority, Retail Price Survey of Commodities  
for the Generation of 2018-based Consumer Price Index

At the national level, a kilogram of special rice had an average retail price of PhP 63.64 during the second phase of August 2024 (15 to 17 August 2024). This was lower than its average retail price in the first phase of August 2024 (01 to 05 August 2024) at PhP 64.11 per kilogram. Similarly, this was lower relative to its price level in the second phase of July 2024 (15 to 17 July 2024) at PhP 64.41 per kilogram. (Figure 1 and Table 1)

## 2. Chicken Egg, Medium

Figure 2. Average Retail Price per Piece of Chicken Egg, Medium  
Philippines: Second Phase of July 2024  
and First Phase and Second Phase of August 2024



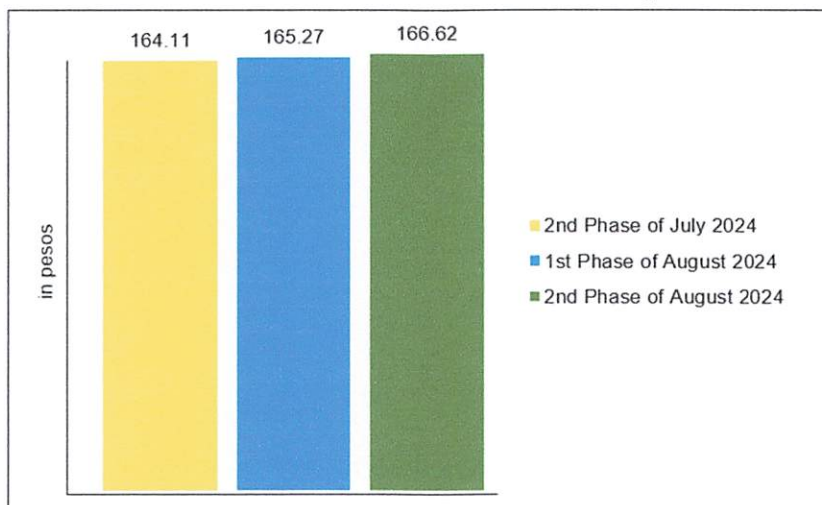
*r - revised*

Source: Philippine Statistics Authority, Retail Price Survey of Commodities for the Generation of 2018-based Consumer Price Index

An average retail price of PhP 8.76 per piece at the national level was reported for medium-sized chicken egg during the second phase of August 2024. It showed an increment from its average retail prices of PhP 8.69 per piece in the first phase of August 2024 and PhP 8.54 per piece in the second phase of July 2024. (Figure 2 and Table 2)

## 3. Tilapia

Figure 3. Average Retail Price per Kilogram of Tilapia  
Philippines: Second Phase of July 2024  
and First Phase and Second Phase of August 2024

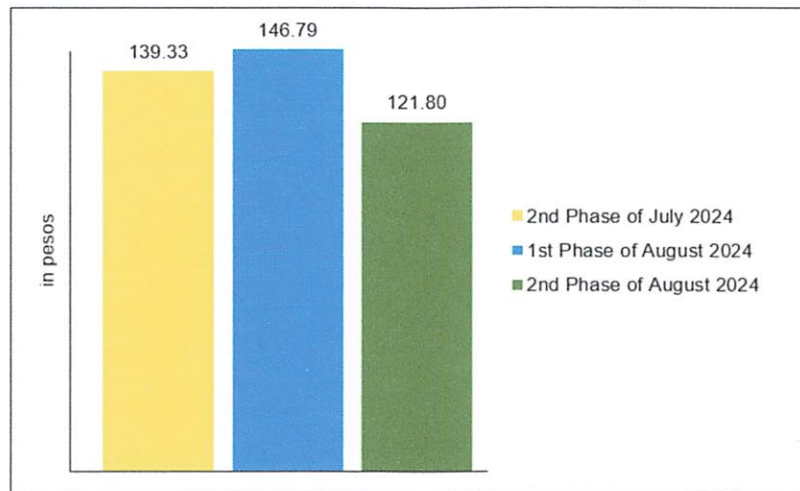


Source: Philippine Statistics Authority, Retail Price Survey of Commodities for the Generation of 2018-based Consumer Price Index

A kilogram of tilapia in the country had an average retail price of PhP 166.62 during the second phase of August 2024. This was higher than the average retail prices of PhP 165.27 per kilogram in the first phase of August 2024 and PhP 164.11 per kilogram in the second phase of July 2024. (Figure 3 and Table 3)

#### 4. Tomato

Figure 4. Average Retail Price per Kilogram of Tomato  
Philippines: Second Phase of July 2024  
and First Phase and Second Phase of August 2024

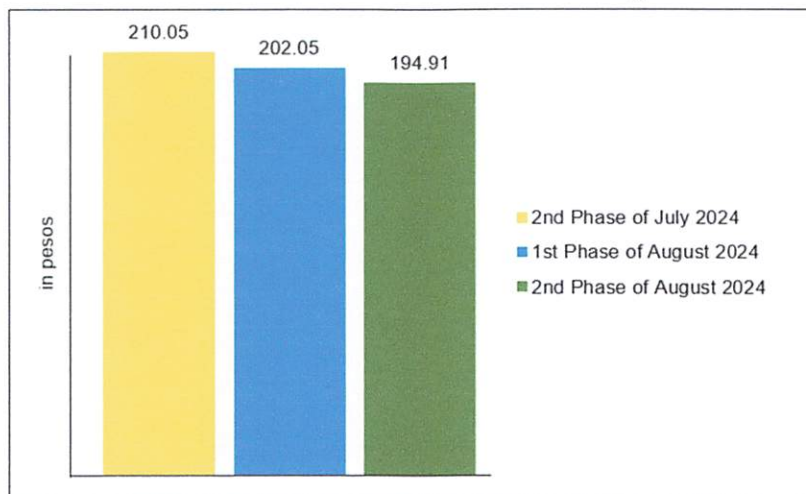


Source: Philippine Statistics Authority, Retail Price Survey of Commodities for the Generation of 2018-based Consumer Price Index

A kilogram of tomato in the country had an average retail price of PhP 121.80 during the second phase of August 2024. This showed a decrease from its average retail price of PhP 146.79 per kilogram in the first phase of August 2024. Similarly, this was lower relative to its price level in the second phase of July 2024 at PhP 139.33 per kilogram. (Figure 4 and Table 4)

## 5. Ginger, Hawaiian

Figure 5. Average Retail Price per Kilogram of Ginger, Hawaiian Philippines: Second Phase of July 2024 and First Phase and Second Phase of August 2024

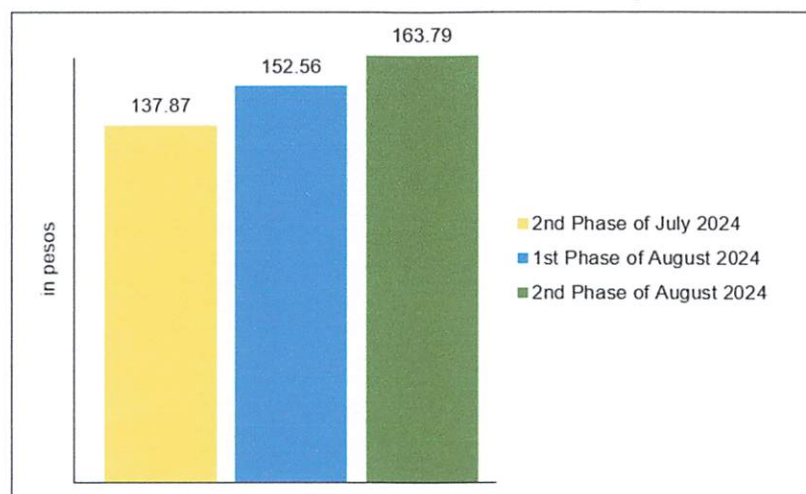


Source: Philippine Statistics Authority, Retail Price Survey of Commodities for the Generation of 2018-based Consumer Price Index

An average retail price of PhP 194.91 per kilogram at the national level was reported for hawaiian ginger during the second phase of August 2024. It went down from the average retail prices of PhP 202.05 per kilogram in the first phase of August 2024 and PhP 210.05 per kilogram in the second phase of July 2024. (Figure 5 and Table 5)

## 6. Mango, Carabao

Figure 6. Average Retail Price per Kilogram of Mango, Carabao Philippines: Second Phase of July 2024 and First Phase and Second Phase of August 2024

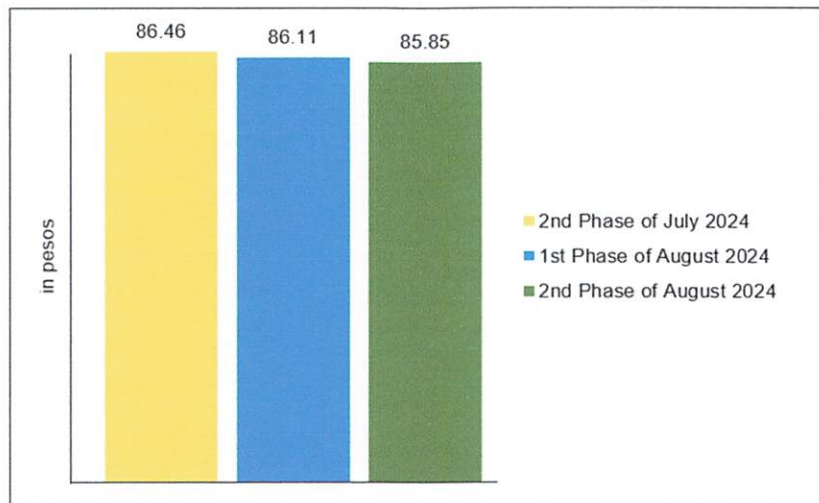


Source: Philippine Statistics Authority, Retail Price Survey of Commodities for the Generation of 2018-based Consumer Price Index

At the national level, a kilogram of carabao mango had an average retail price of PhP 163.79 during the second phase of August 2024. This was higher than its average retail price of PhP 152.56 per kilogram in the first phase of August 2024. Similarly, this was higher relative to its price level in the second phase of July 2024 at PhP 137.87 per kilogram. (Figure 6 and Table 6)

## 7. Refined Sugar

Figure 7. Average Retail Price per Kilogram of Refined Sugar  
Philippines: Second Phase of July 2024  
and First Phase and Second Phase of August 2024



Source: Philippine Statistics Authority, Retail Price Survey of Commodities for the Generation of 2018-based Consumer Price Index

At the national level, refined sugar had an average retail price of PhP 85.85 per kilogram during the second phase of August 2024. This was lower than the average retail prices of PhP 86.11 per kilogram recorded in the first phase of August 2024 and PhP 86.46 per kilogram during the second phase of July 2024. (Figure 7 and Table 7)

**DIVINA GRACIA L. DEL PRADO, PhD**  
Assistant Secretary  
Deputy National Statistician  
Sectoral Statistics Office