

# SPECIAL RELEASE

## Price Situationer of Selected Agricultural Commodities

Second Phase of December 2023

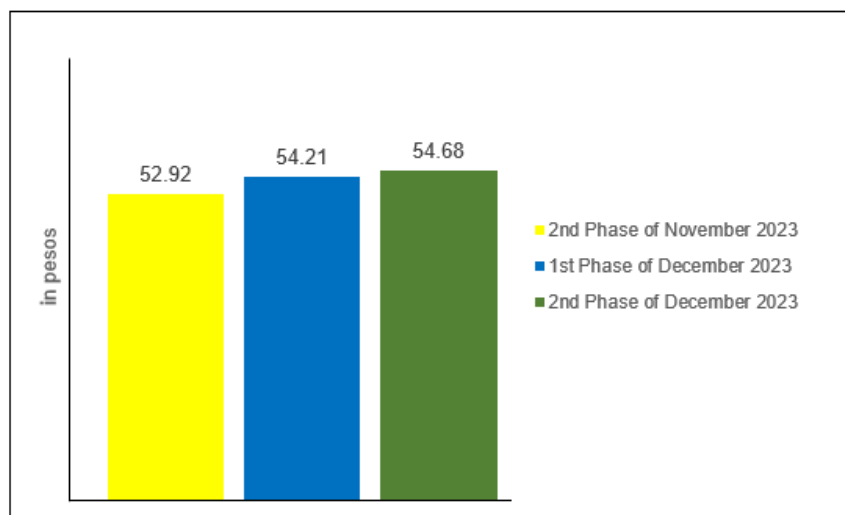
(Reference Period: 15 to 17 December 2023)

Date of Release: 29 December 2023

Reference No. 2023-SSO-249

### 1. Rice, Well Milled

Figure 1. Average Retail Price per Kilogram of Well Milled Rice  
Philippines: Second Phase of November 2023  
and First Phase and Second Phase of December 2023



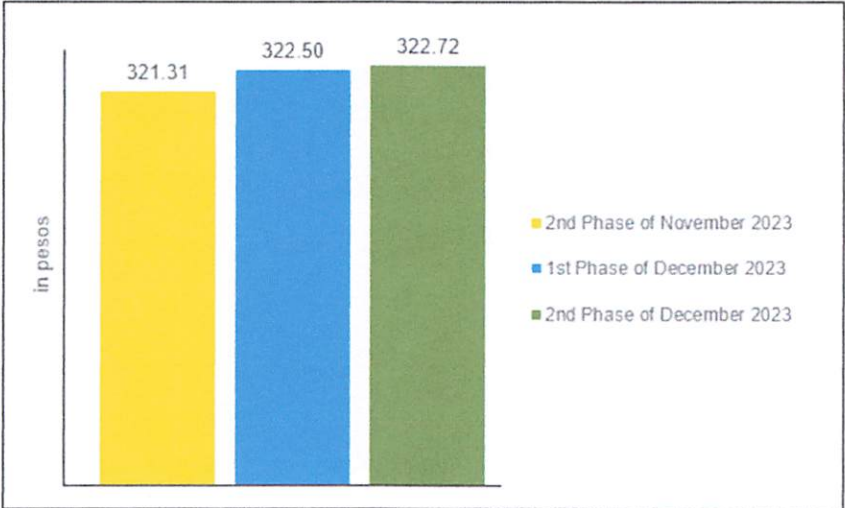
Source: Philippine Statistics Authority, Retail Price Survey of Commodities for the Generation of 2018-based Consumer Price Index

At the national level, a kilogram of well milled rice had an average retail price of PhP 54.68 during the second phase of December 2023 (15 to 17 December 2023), higher than the average retail prices in the first phase of December 2023 (01 to 05 December 2023) at PhP 54.21 per kilogram and in the second phase of November 2023 (15 to 17 November 2023) at PhP 52.92 per kilogram. (Figure 1 and Table 1)



## 2. Pork, Kasim

Figure 2. Average Retail Price per Kilogram of Pork, Kasim  
Philippines: Second Phase of November 2023  
and First Phase and Second Phase of December 2023

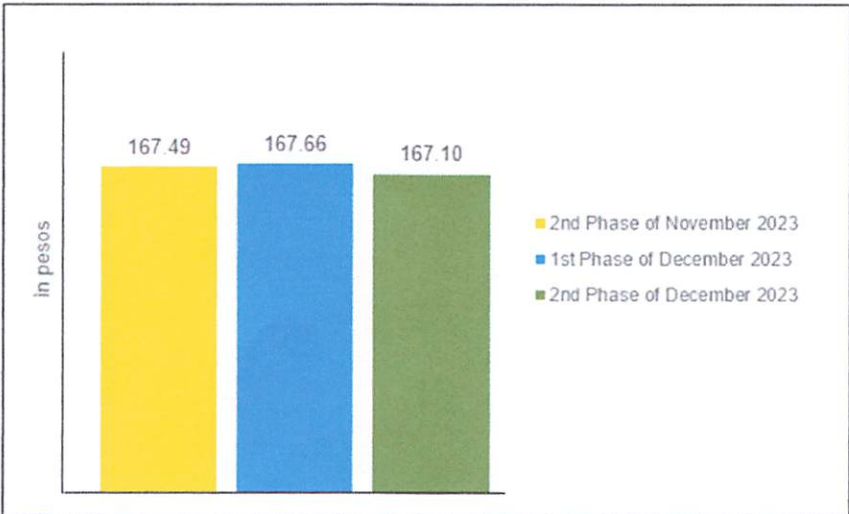


Source: Philippine Statistics Authority, Retail Price Survey of Commodities for the Generation of 2018-based Consumer Price Index

A kilogram of pork kasim had an average retail price of PhP 322.72 during the second phase of December 2023. It showed an increment compared with its average retail prices of PhP 322.50 per kilogram in the first phase of December 2023 and PhP 321.31 per kilogram in the second phase of November 2023. (Figure 2 and Table 2)

## 3. Tilapia

Figure 3. Average Retail Price per Kilogram of Tilapia  
Philippines: Second Phase of November 2023  
and First Phase and Second Phase of December 2023

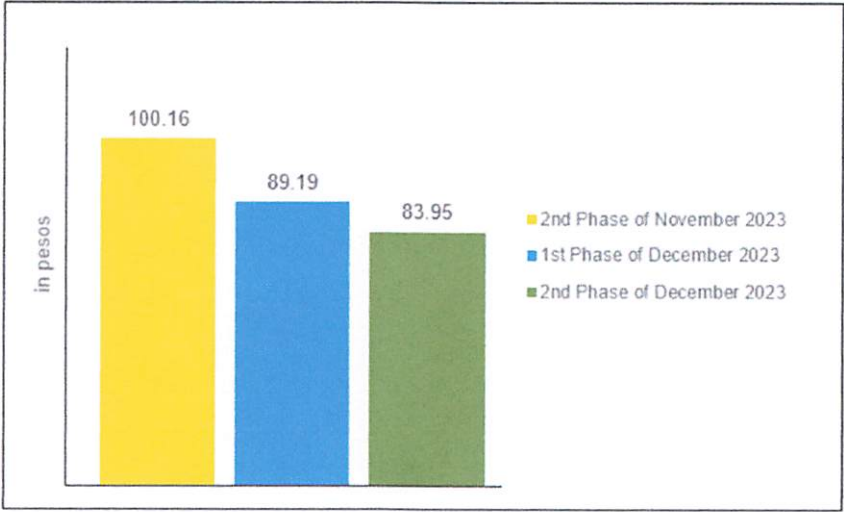


Source: Philippine Statistics Authority, Retail Price Survey of Commodities for the Generation of 2018-based Consumer Price Index

A kilogram of tilapia in the country had an average retail price of PhP 167.10 during the second phase of December 2023, lower than the average retail prices of PhP 167.66 per kilogram in the first phase of December 2023 and PhP 167.49 per kilogram in the second phase of November 2023. (Figure 3 and Table 3)

#### 4. Tomato

Figure 4. Average Retail Price per Kilogram of Tomato  
Philippines: Second Phase of November 2023  
and First Phase and Second Phase of December 2023

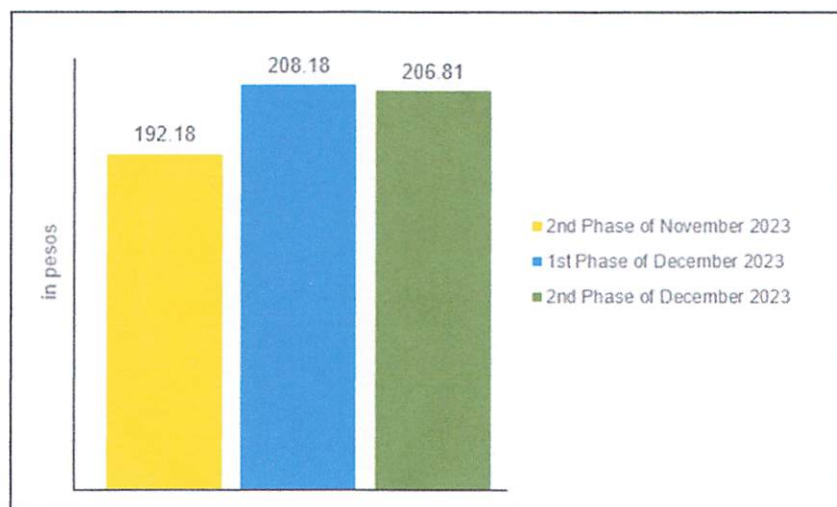


Source: Philippine Statistics Authority, Retail Price Survey of Commodities for the Generation of 2018-based Consumer Price Index

A kilogram of tomato had an average retail price of PhP 83.95 at the national level during the second phase of December 2023. This was lower relative to its price levels in the first phase of December 2023 at PhP 89.19 per kilogram and in the second phase of November 2023 at PhP 100.16 per kilogram. (Figure 4 and Table 4)

## 5. Onion, Red

Figure 5. Average Retail Price per Kilogram of Onion, Red  
Philippines: Second Phase of November 2023  
and First Phase and Second Phase of December 2023

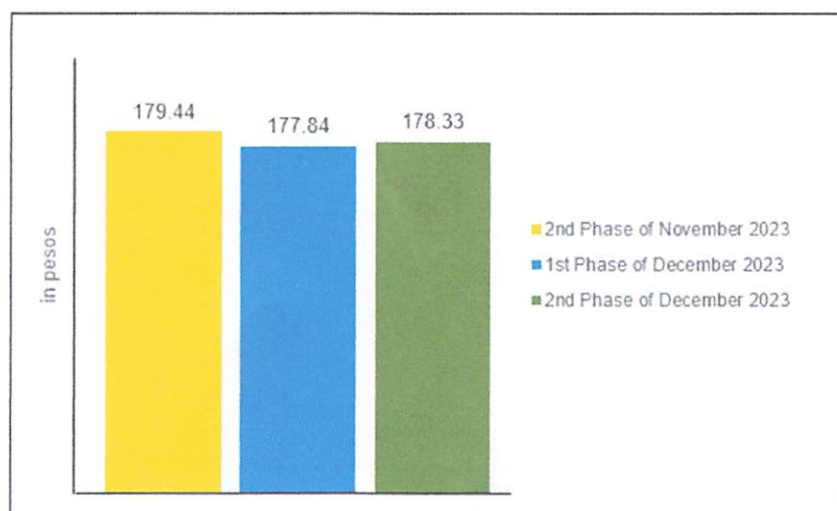


Source: Philippine Statistics Authority, Retail Price Survey of Commodities for the Generation of 2018-based Consumer Price Index

An average retail price of PhP 206.81 per kilogram at the national level was reported for red onion during the second phase of December 2023. It went down from an average retail price of PhP 208.18 per kilogram in the first phase of December 2023. Meanwhile, this was higher relative to its price level in the second phase of November 2023 at PhP 192.18 per kilogram. (Figure 5 and Table 5)

## 6. Mango, Carabao

Figure 6. Average Retail Price per Kilogram of Mango, Carabao  
Philippines: Second Phase of November 2023  
and First Phase and Second Phase of December 2023



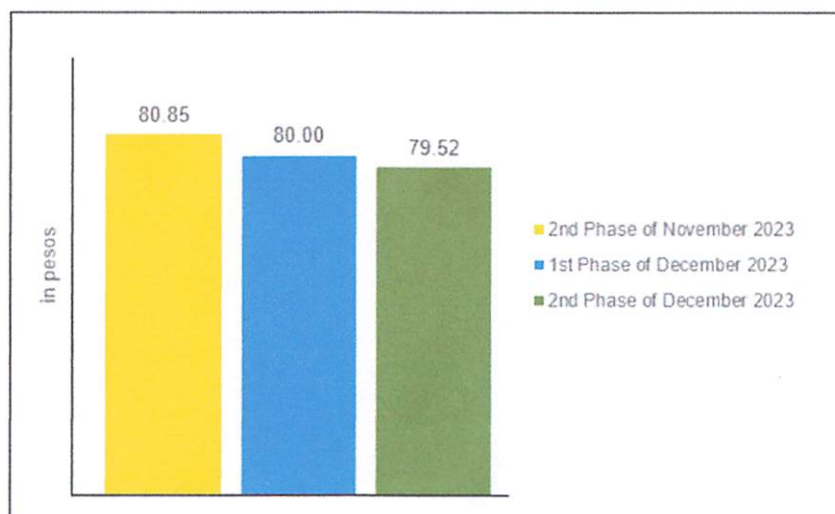
Source: Philippine Statistics Authority, Retail Price Survey of Commodities for the Generation of 2018-based Consumer Price Index



At the national level, a kilogram of mango carabao had an average retail price of PhP 178.33 during the second phase of December 2023, higher than its average retail price of PhP 177.84 per kilogram in the first phase of December 2023. On the other hand, this was lower compared with its price level in the second phase of November 2023 at PhP 179.44 per kilogram. (Figure 6 and Table 6)

## 7. Brown Sugar

Figure 7. Average Retail Price per Kilogram of Brown Sugar  
Philippines: Second Phase of November 2023  
and First Phase and Second Phase of December 2023



Source: Philippine Statistics Authority, Retail Price Survey of Commodities for the Generation of 2018-based Consumer Price Index

At the national level, a kilogram of brown sugar had an average retail price of PhP 79.52 during the second phase of December 2023. This was lower than the average retail prices of PhP 80.00 per kilogram recorded in the first phase of December 2023, and PhP 80.85 per kilogram during the second phase of November 2023. (Figure 7 and Table 7)

**DIVINA GRACIA L. DEL PRADO, PhD**  
Assistant Secretary  
Deputy National Statistician  
Sectoral Statistics Office

RCL/GGP/AKM