

SPECIAL RELEASE

Price Situationer of Selected Agricultural Commodities

Second Phase of February 2024

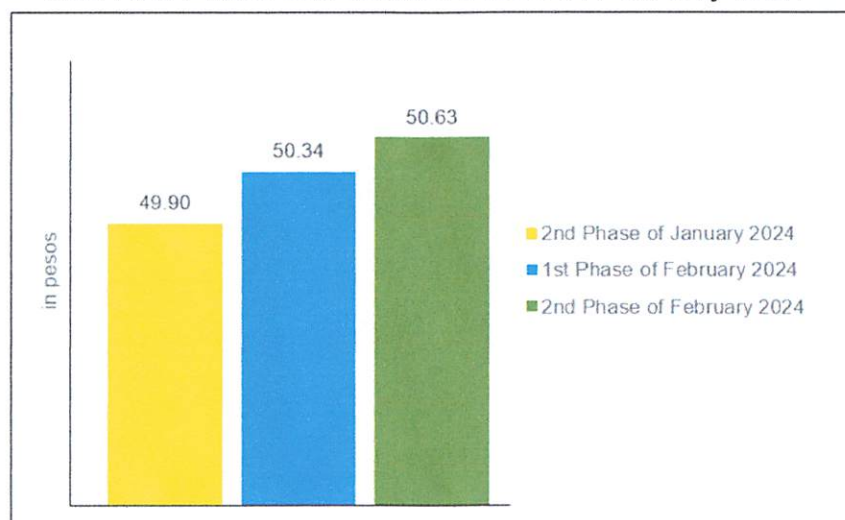
(Reference Period: 15 to 17 February 2024)

Date of Release: 29 February 2024

Reference No. 2024-SSO-027

1. Rice, Regular Milled

Figure 1. Average Retail Price per Kilogram of Regular Milled Rice
Philippines: Second Phase of January 2024
and First Phase and Second Phase of February 2024



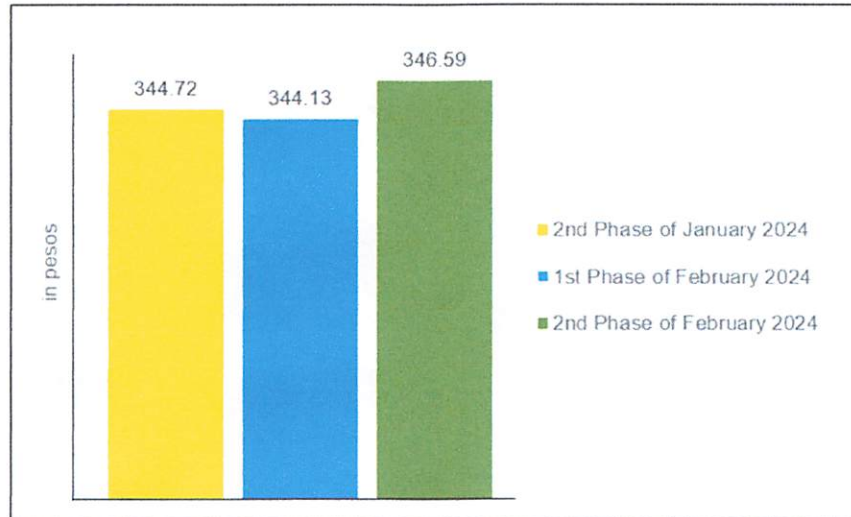
Source: Philippine Statistics Authority, Retail Price Survey of Commodities for the Generation of 2018-based Consumer Price Index

At the national level, a kilogram of regular milled rice had an average retail price of PhP 50.63 during the second phase of February 2024 (15 to 17 February 2024), higher than the average retail price in the first phase of February 2024 (01 to 05 February 2024) at PhP 50.34 per kilogram. Similarly, this was higher relative to its price level in the second phase of January 2024 (15 to 17 January 2024) at PhP 49.90 per kilogram. (Figure 1 and Table 1)



2. Fresh Pork, Liempo

Figure 2. Average Retail Price per Kilogram of Fresh Pork, Liempo
Philippines: Second Phase of January 2024
and First Phase and Second Phase of February 2024

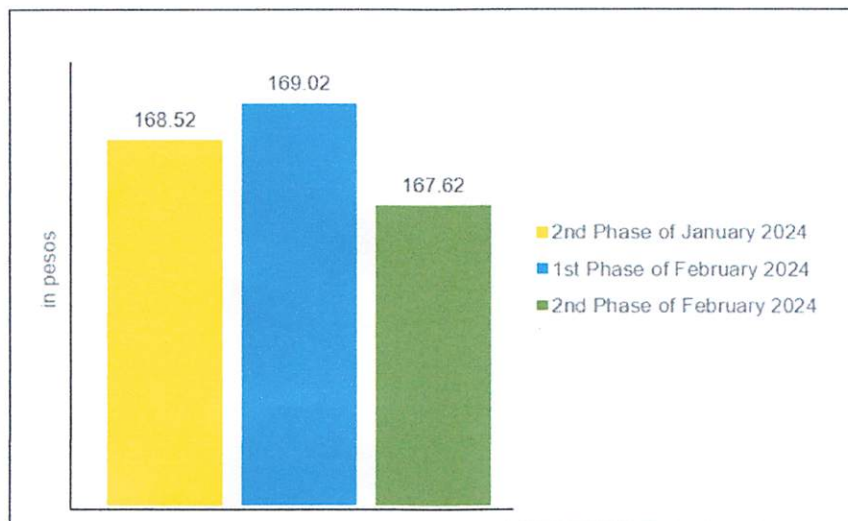


Source: Philippine Statistics Authority, Retail Price Survey of Commodities for the Generation of 2018-based Consumer Price Index

A kilogram of fresh pork liempo had an average retail price of PhP 346.59 during the second phase of February 2024. It showed an increment compared with its average retail prices of PhP 344.13 per kilogram in the first phase of February 2024 and PhP 344.72 per kilogram in the second phase of January 2024. (Figure 2 and Table 2)

3. Tilapia

Figure 3. Average Retail Price per Kilogram of Tilapia
Philippines: Second Phase of January 2024
and First Phase and Second Phase of February 2024

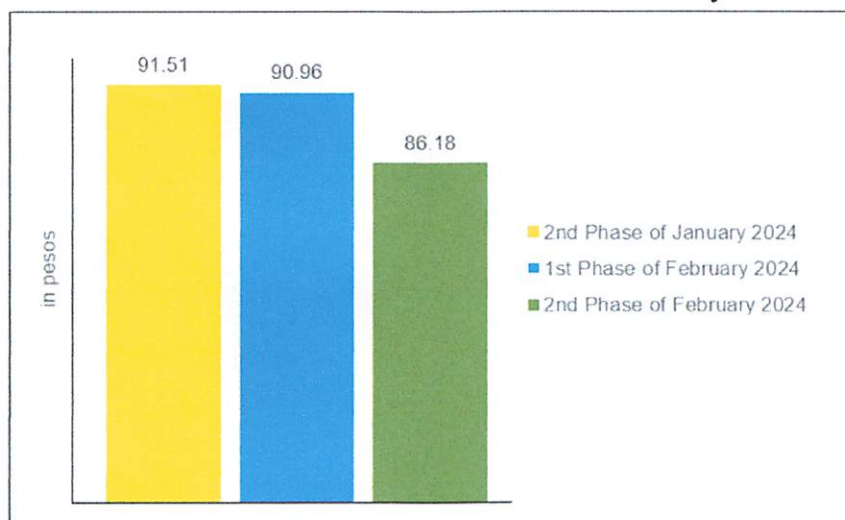


Source: Philippine Statistics Authority, Retail Price Survey of Commodities for the Generation of 2018-based Consumer Price Index

A kilogram of tilapia in the country had an average retail price of PhP 167.62 during the second phase of February 2024. This showed a decrease compared with its average retail price of PhP 169.02 per kilogram in the first phase of February 2024. Similarly, this was lower relative to its price level in the second phase of January 2024 at PhP 168.52 per kilogram. (Figure 3 and Table 3)

4. Eggplant

Figure 4. Average Retail Price per Kilogram of Eggplant
Philippines: Second Phase of January 2024
and First Phase and Second Phase of February 2024

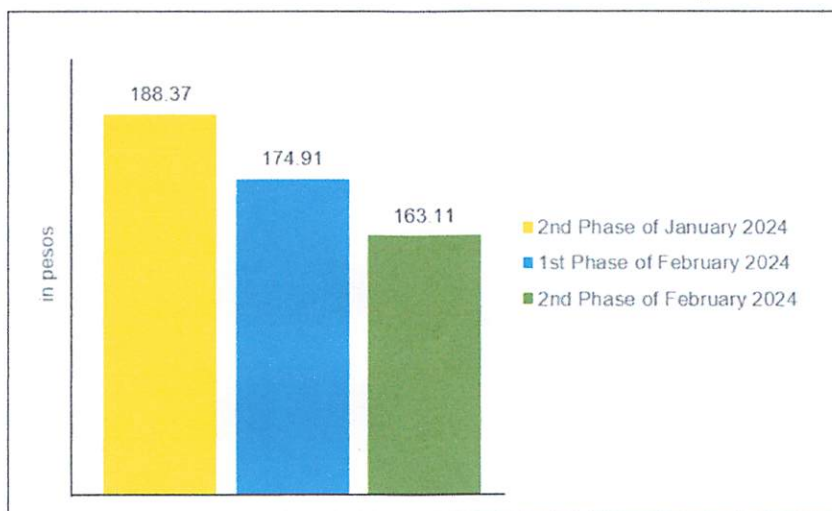


Source: *Philippine Statistics Authority, Retail Price Survey of Commodities for the Generation of 2018-based Consumer Price Index*

A kilogram of eggplant had an average retail price of PhP 86.18 at the national level during the second phase of February 2024. This was lower relative to its price level in the first phase of February 2024 at PhP 90.96 per kilogram and in the second phase of January 2024 at PhP 91.51 per kilogram. (Figure 4 and Table 4)

5. Onion, Red

Figure 5. Average Retail Price per Kilogram of Onion, Red
Philippines: Second Phase of January 2024
and First Phase and Second Phase of February 2024

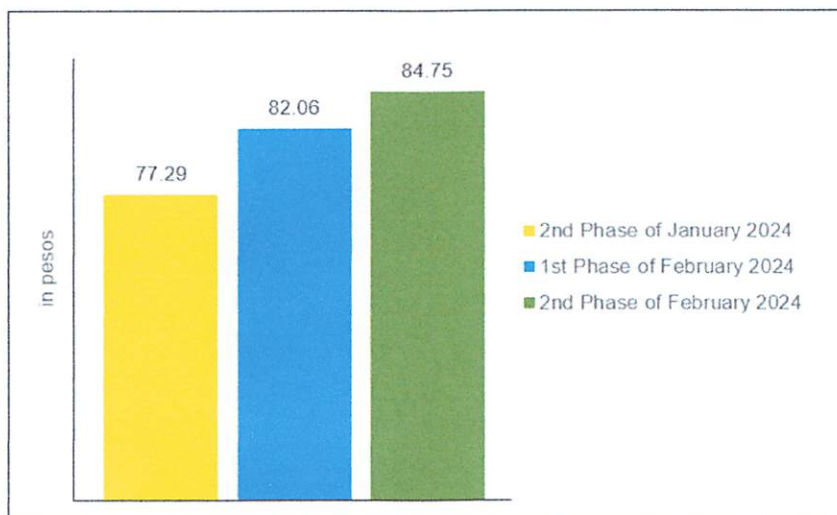


Source: Philippine Statistics Authority, Retail Price Survey of Commodities for the Generation of 2018-based Consumer Price Index

An average retail price of PhP 163.11 per kilogram at the national level was reported for red onion during the second phase of February 2024. It went down from an average retail price of PhP 174.91 per kilogram in the first phase of February 2024 and PhP 188.37 per kilogram in the second phase of January 2024. (Figure 5 and Table 5)

6. Calamansi

Figure 6. Average Retail Price per Kilogram of Calamansi
Philippines: Second Phase of January 2024
and First Phase and Second Phase of February 2024

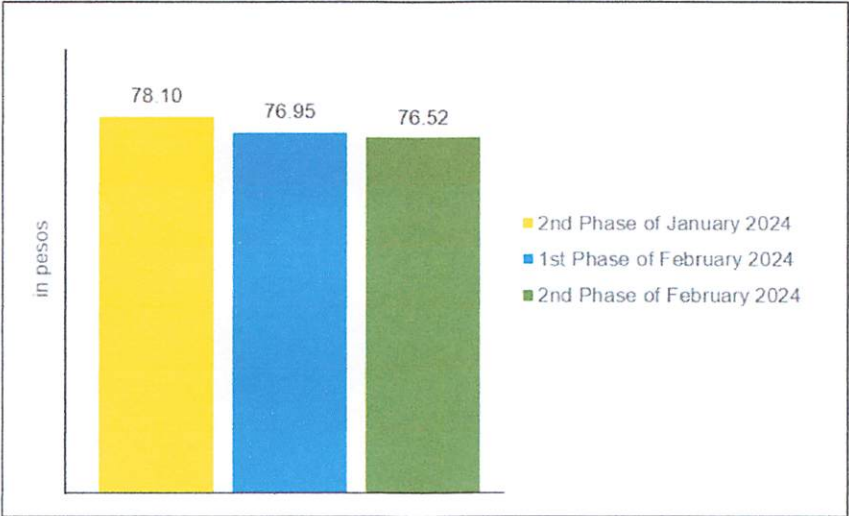


Source: Philippine Statistics Authority, Retail Price Survey of Commodities for the Generation of 2018-based Consumer Price Index

At the national level, a kilogram of calamansi had an average retail price of PhP 84.75 during the second phase of February 2024. This was higher than its average retail prices of PhP 82.06 per kilogram in the first phase of February 2024 and PhP 77.29 per kilogram in the second phase of January 2024. (Figure 6 and Table 6)

7. Brown Sugar

Figure 7. Average Retail Price per Kilogram of Brown Sugar
Philippines: Second Phase of January 2024
and First Phase and Second Phase of February 2024



Source: Philippine Statistics Authority, Retail Price Survey of Commodities for the Generation of 2018-based Consumer Price Index

At the national level, a kilogram of brown sugar had an average retail price of PhP 76.52 during the second phase of February 2024. This was lower than the average retail prices of PhP 76.95 per kilogram recorded in the first phase of February 2024 and PhP 78.10 per kilogram during the second phase of January 2024. (Figure 7 and Table 7)

fmi
DIVINA GRACIA L. DEL PRADO, PhD
Assistant Secretary
Deputy National Statistician
Sectoral Statistics Office

RCL/GGP/MJAAAN
2/18/24