

SPECIAL RELEASE

Price Situationer of Selected Agricultural Commodities

Second Phase of January 2024

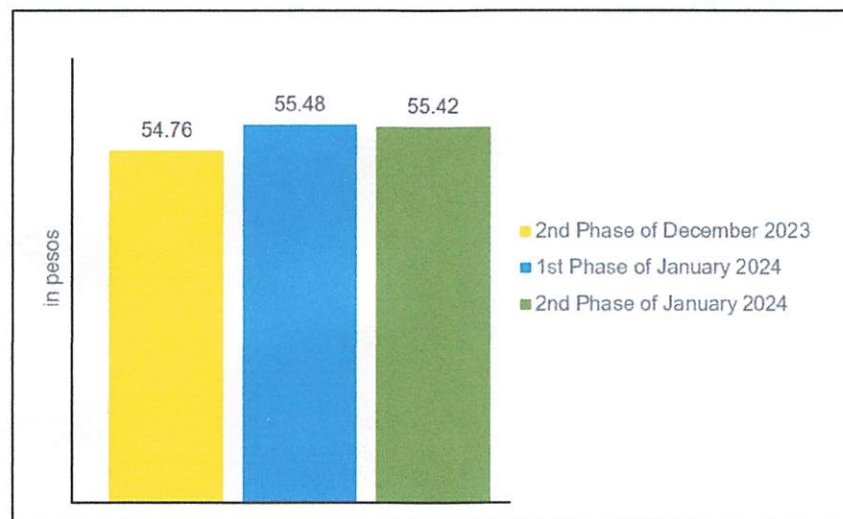
(Reference Period: 15 to 17 January 2024)

Date of Release: 07 February 2024

Reference No. 2024-SSO-014

1. Rice, Well Milled

Figure 1. Average Retail Price per Kilogram of Well Milled Rice
Philippines: Second Phase of December 2023
and First Phase and Second Phase of January 2024



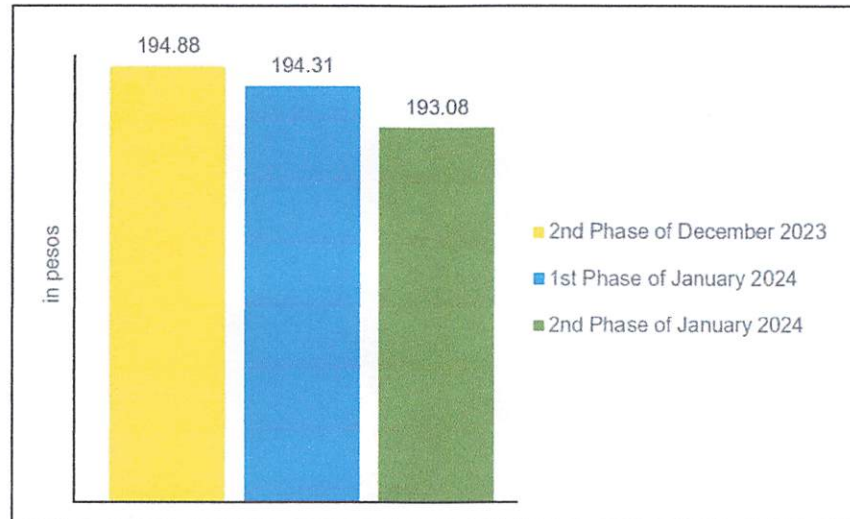
Source: Philippine Statistics Authority, Retail Price Survey of Commodities for the Generation of 2018-based Consumer Price Index

At the national level, a kilogram of well milled rice had an average retail price of PhP 55.42 during the second phase of January 2024 (15 to 17 January 2024), lower than the average retail price in the first phase of January 2024 (01 to 05 January 2024) at PhP 55.48 per kilogram. Meanwhile, this was higher relative to its price level in the second phase of December 2023 (15 to 17 December 2023) at PhP 54.76 per kilogram. (Figure 1 and Table 1)



2. Dressed Chicken

Figure 2. Average Retail Price per Kilogram of Dressed Chicken
Philippines: Second Phase of December 2023
and First Phase and Second Phase of January 2024

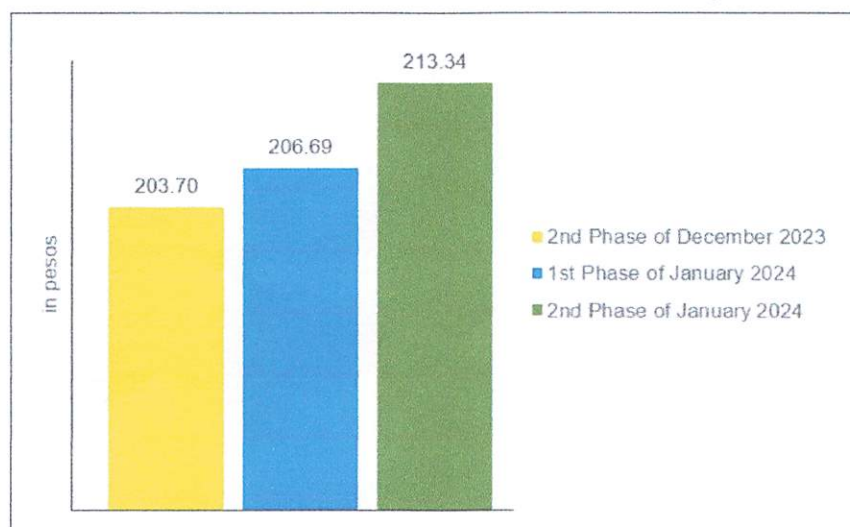


Source: Philippine Statistics Authority, Retail Price Survey of Commodities for the Generation of 2018-based Consumer Price Index

A kilogram of dressed chicken had an average retail price of PhP 193.08 during the second phase of January 2024. It showed a decrement compared with its average retail prices of PhP 194.31 per kilogram in the first phase of January 2024 and PhP 194.88 per kilogram in the second phase of December 2023. (Figure 2 and Table 2)

3. Galunggong

Figure 3. Average Retail Price per Kilogram of Galunggong
Philippines: Second Phase of December 2023
and First Phase and Second Phase of January 2024

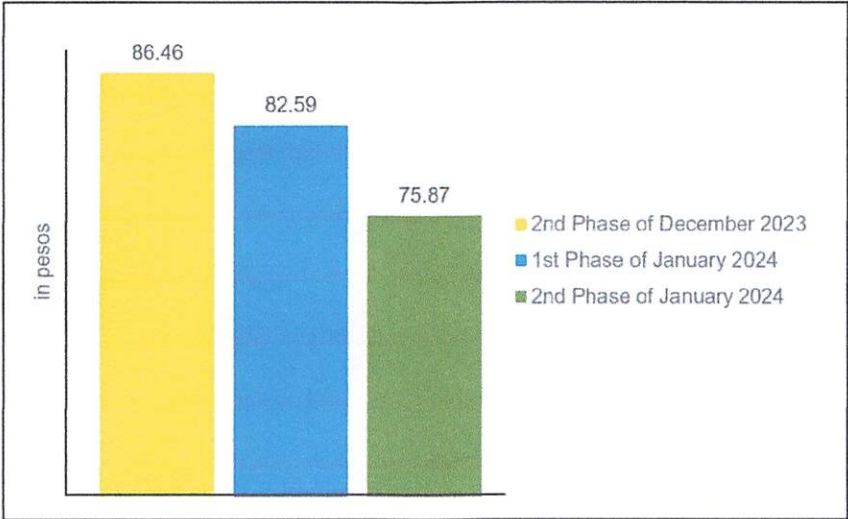


Source: Philippine Statistics Authority, Retail Price Survey of Commodities for the Generation of 2018-based Consumer Price Index

A kilogram of galunggong in the country had an average retail price of PhP 213.34 during the second phase of January 2024. This showed an increase compared with its average retail price of PhP 206.69 per kilogram in the first phase of January 2024. Similarly, this was higher relative to its price level in the second phase of December 2023 at PhP 203.70 per kilogram. (Figure 3 and Table 3)

4. Cabbage

Figure 4. Average Retail Price per Kilogram of Cabbage
Philippines: Second Phase of December 2023
and First Phase and Second Phase of January 2024

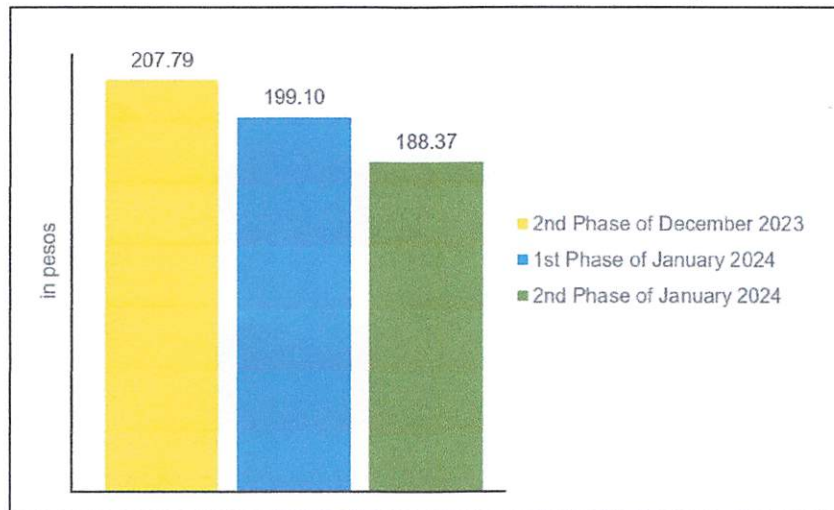


Source: Philippine Statistics Authority, Retail Price Survey of Commodities for the Generation of 2018-based Consumer Price Index

A kilogram of cabbage had an average retail price of PhP 75.87 at the national level during the second phase of January 2024. This was lower relative to its price levels in the first phase of January 2024 at PhP 82.59 per kilogram and in the second phase of December 2023 at PhP 86.46 per kilogram. (Figure 4 and Table 4)

5. Onion, Red

Figure 5. Average Retail Price per Kilogram of Onion, Red
Philippines: Second Phase of December 2023
and First Phase and Second Phase of January 2024

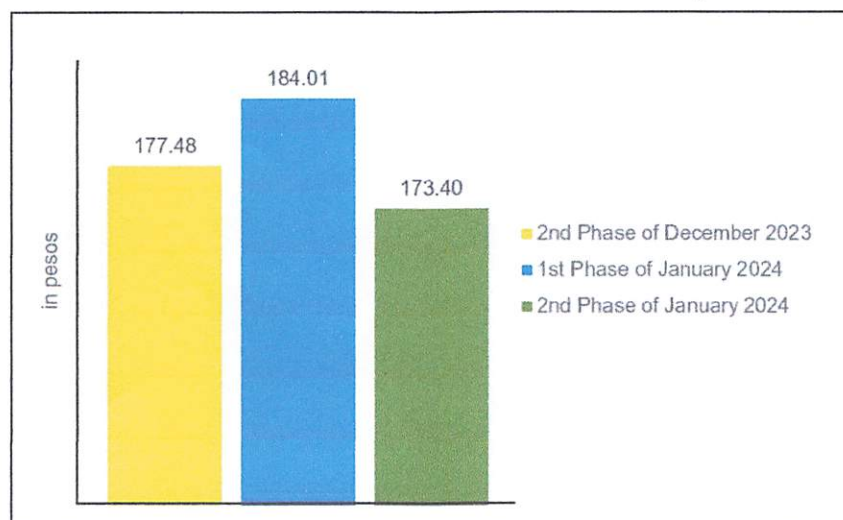


Source: Philippine Statistics Authority, Retail Price Survey of Commodities for the Generation of 2018-based Consumer Price Index

An average retail price of PhP 188.37 per kilogram at the national level was reported for red onion during the second phase of January 2024. It went down from an average retail price of PhP 199.10 per kilogram in the first phase of January 2024 and PhP 207.79 per kilogram in the second phase of December 2023. (Figure 5 and Table 5)

6. Mango, Carabao

Figure 6. Average Retail Price per Kilogram of Mango, Carabao
Philippines: Second Phase of December 2023
and First Phase and Second Phase of January 2024

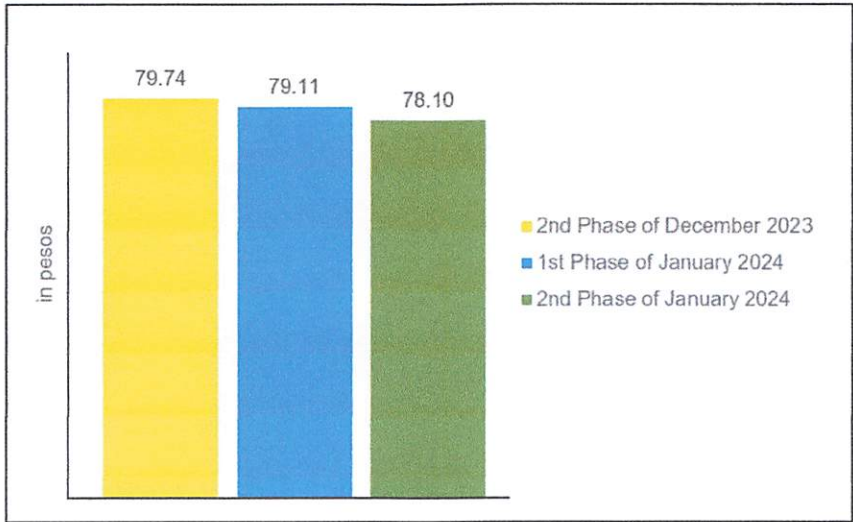


Source: Philippine Statistics Authority, Retail Price Survey of Commodities for the Generation of 2018-based Consumer Price Index

At the national level, a kilogram of mango carabao had an average retail price of PhP 173.40 during the second phase of January 2024, lower than its average retail price of PhP 184.01 per kilogram in the first phase of January 2024. Similarly, this was lower compared with its price level in the second phase of December 2023 at PhP 177.48 per kilogram. (Figure 6 and Table 6)

7. Brown Sugar

Figure 7. Average Retail Price per Kilogram of Brown Sugar
Philippines: Second Phase of December 2023
and First Phase and Second Phase of January 2024



Source: Philippine Statistics Authority, Retail Price Survey of Commodities for the Generation of 2018-based Consumer Price Index

At the national level, a kilogram of brown sugar had an average retail price of PhP 78.10 during the second phase of January 2024. This was lower than the average retail prices of PhP 79.11 per kilogram recorded in the first phase of January 2024 and PhP 79.74 per kilogram during the second phase of December 2023. (Figure 7 and Table 7)

DIVINA GRACIA L. DEL PRADO, PhD
Assistant Secretary
Deputy National Statistician
Sectoral Statistics Office

RCL/GGP/MJAAN