

# SPECIAL RELEASE

## Price Situationer of Selected Agricultural Commodities

Second Phase of July 2024

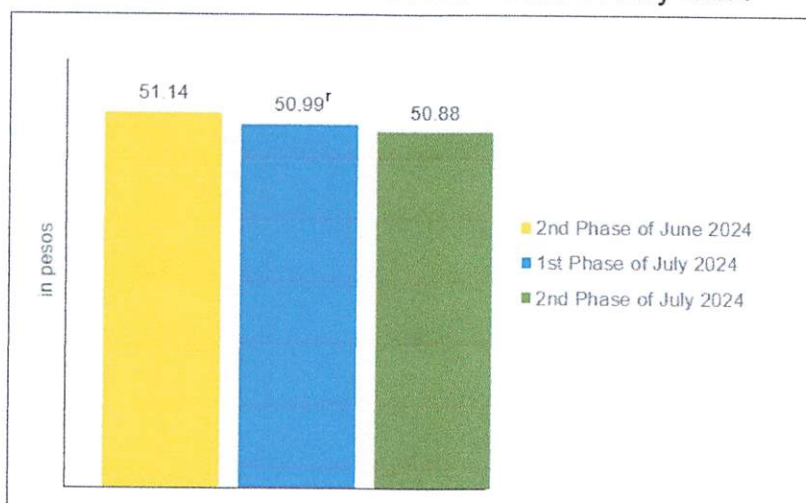
(Reference Period: 15 to 17 July 2024)

Date of Release: 30 JUL 2024

Reference No. 2024-SSO- 103

### 1. Rice, Regular Milled

Figure 1. Average Retail Price per Kilogram of Regular Milled Rice  
Philippines: Second Phase of June 2024  
and First Phase and Second Phase of July 2024



*r - revised*

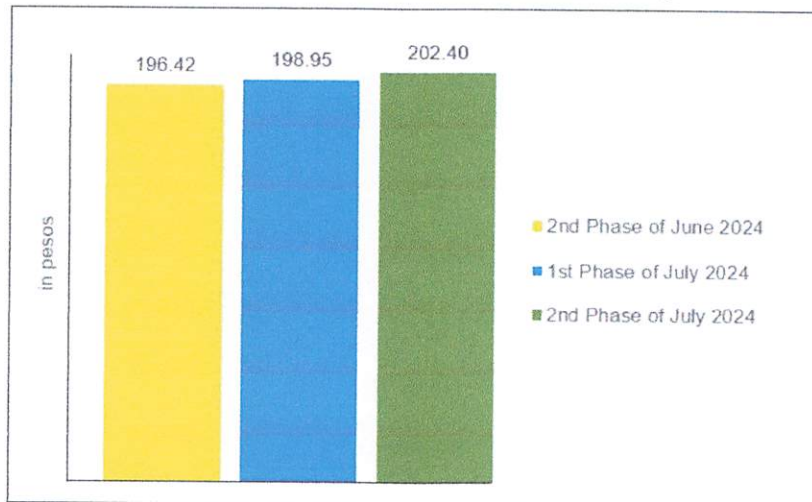
Source: Philippine Statistics Authority, Retail Price Survey of Commodities for the Generation of 2018-based Consumer Price Index

At the national level, a kilogram of regular milled rice had an average retail price of PhP 50.88 during the second phase of July 2024 (15 to 17 July 2024). This was lower than its average retail price in the first phase of July 2024 (01 to 05 July 2024) at PhP 50.99 per kilogram. Similarly, this was lower relative to its price level in the second phase of June 2024 (15 to 17 June 2024) at PhP 51.14 per kilogram. (Figure 1 and Table 1)



## 2. Dressed Chicken

Figure 2. Average Retail Price per Kilogram of Dressed Chicken  
Philippines: Second Phase of June 2024  
and First Phase and Second Phase of July 2024

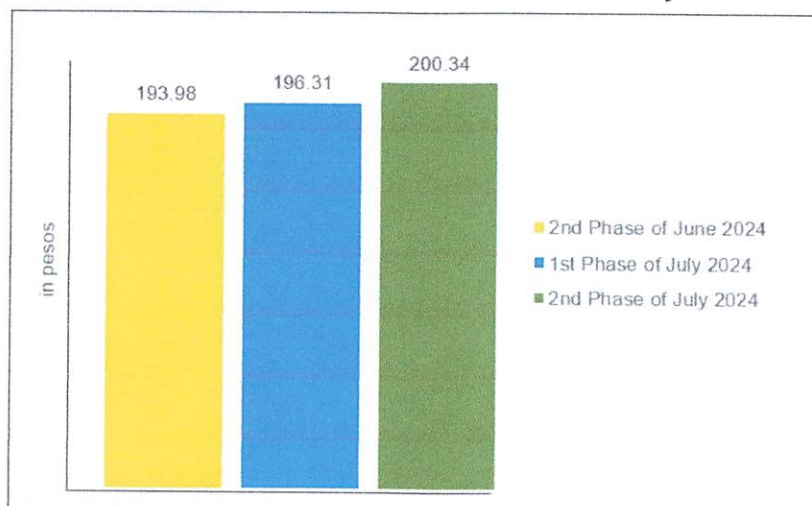


Source: Philippine Statistics Authority, Retail Price Survey of Commodities for the Generation of 2018-based Consumer Price Index

An average retail price of PhP 202.40 per kilogram at the national level was reported for dressed chicken during the second phase of July 2024. It showed an increment from its average retail prices of PhP 198.95 per kilogram in the first phase of July 2024 and PhP 196.42 per kilogram in the second phase of June 2024. (Figure 2 and Table 2)

## 3. Galunggong

Figure 3. Average Retail Price per Kilogram of Galunggong  
Philippines: Second Phase of June 2024  
and First Phase and Second Phase of July 2024

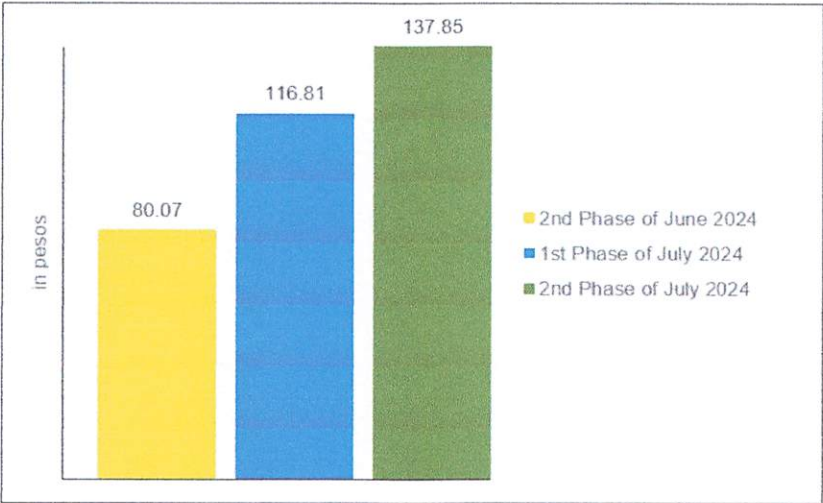


Source: Philippine Statistics Authority, Retail Price Survey of Commodities for the Generation of 2018-based Consumer Price Index

A kilogram of galunggong in the country had an average retail price of PhP 200.34 during the second phase of July 2024. This was higher than its average retail prices of PhP 196.31 per kilogram in the first phase of July 2024 and PhP 193.98 per kilogram in the second phase of June 2024. (Figure 3 and Table 3)

#### 4. Tomato

Figure 4. Average Retail Price per Kilogram of Tomato  
Philippines: Second Phase of June 2024  
and First Phase and Second Phase of July 2024

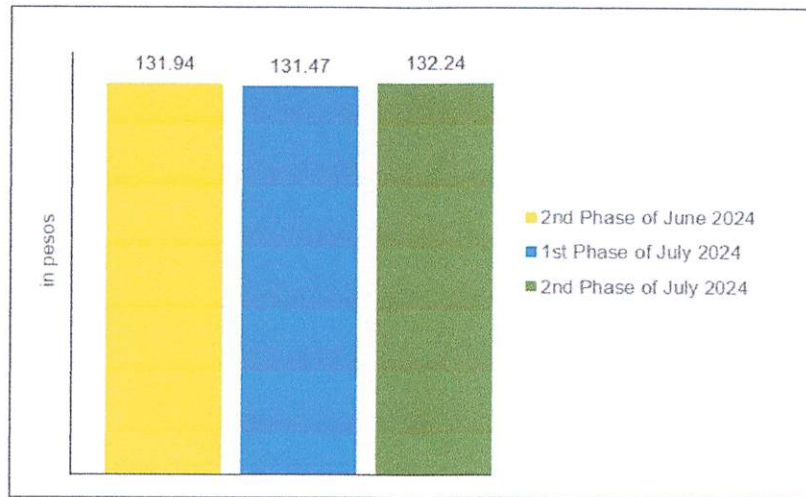


Source: Philippine Statistics Authority, Retail Price Survey of Commodities for the Generation of 2018-based Consumer Price Index

A kilogram of tomato in the country had an average retail price of PhP 137.85 during the second phase of July 2024. This showed an increase from its average retail price of PhP 116.81 per kilogram in the first phase of July 2024. Similarly, this was higher relative to its average price of PhP 80.07 per kilogram in the second phase of June 2024. (Figure 4 and Table 4)

## 5. Onion, Red

Figure 5. Average Retail Price per Kilogram of Onion, Red  
Philippines: Second Phase of June 2024  
and First Phase and Second Phase of July 2024

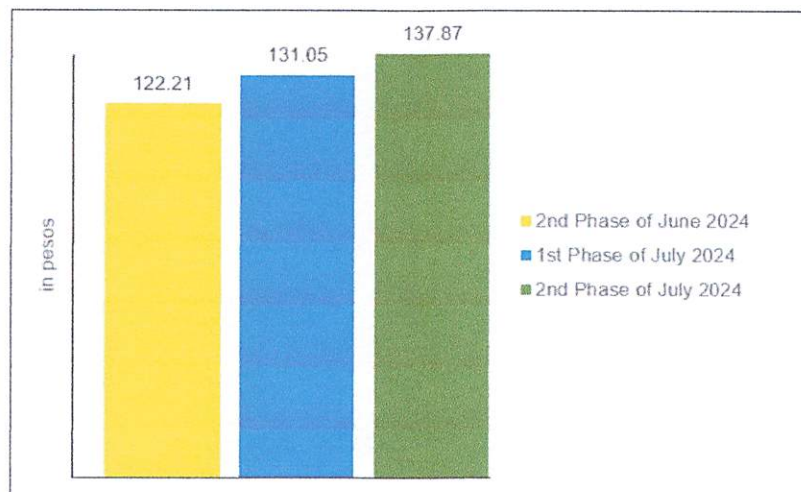


Source: Philippine Statistics Authority, Retail Price Survey of Commodities for the Generation of 2018-based Consumer Price Index

An average retail price of PhP 132.24 per kilogram at the national level was reported for red onion during the second phase of July 2024. It went up from the average retail prices of PhP 131.47 per kilogram in the first phase of July 2024 and PhP 131.94 per kilogram in the second phase of June 2024. (Figure 5 and Table 5)

## 6. Mango, Carabao

Figure 6. Average Retail Price per Kilogram of Mango, Carabao  
Philippines: Second Phase of June 2024  
and First Phase and Second Phase of July 2024

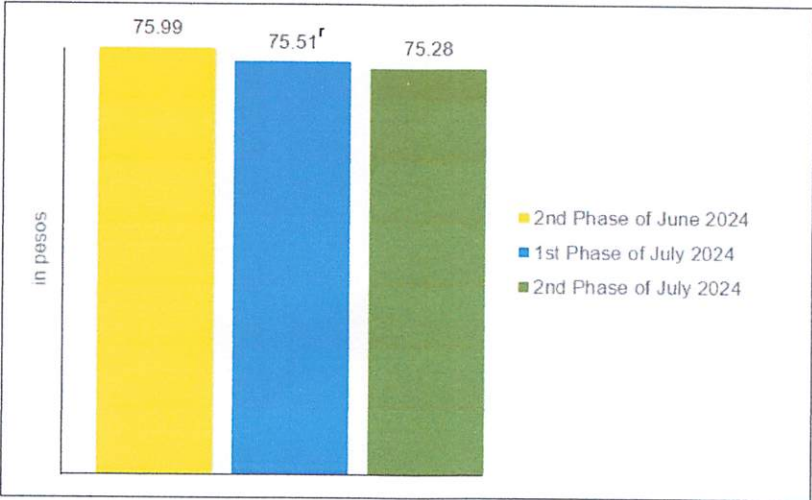


Source: Philippine Statistics Authority, Retail Price Survey of Commodities for the Generation of 2018-based Consumer Price Index

At the national level, a kilogram of carabao mango had an average retail price of PhP 137.87 during the second phase of July 2024. This was higher than its average retail price of PhP 131.05 per kilogram in the first phase of July 2024. Similarly, this was higher relative to its price level in the second phase of June 2024 at PhP 122.21 per kilogram. (Figure 6 and Table 6)

### 7. Brown Sugar

Figure 7. Average Retail Price per Kilogram of Brown Sugar  
Philippines: Second Phase of June 2024  
and First Phase and Second Phase of July 2024



*r - revised*  
Source: Philippine Statistics Authority, Retail Price Survey of Commodities for the Generation of 2018-based Consumer Price Index

At the national level, brown sugar had an average retail price of PhP 75.28 per kilogram during the second phase of July 2024. This was lower than the average retail prices of PhP 75.51 per kilogram recorded in the first phase of July 2024 and PhP 75.99 per kilogram in the second phase of June 2024. (Figure 7 and Table 7)

**DIVINA GRACIA L. DEL PRADO, PhD**  
Assistant Secretary  
Deputy National Statistician  
Sectoral Statistics Office