

SPECIAL RELEASE

Price Situationer of Selected Agricultural Commodities

Second Phase of June 2024

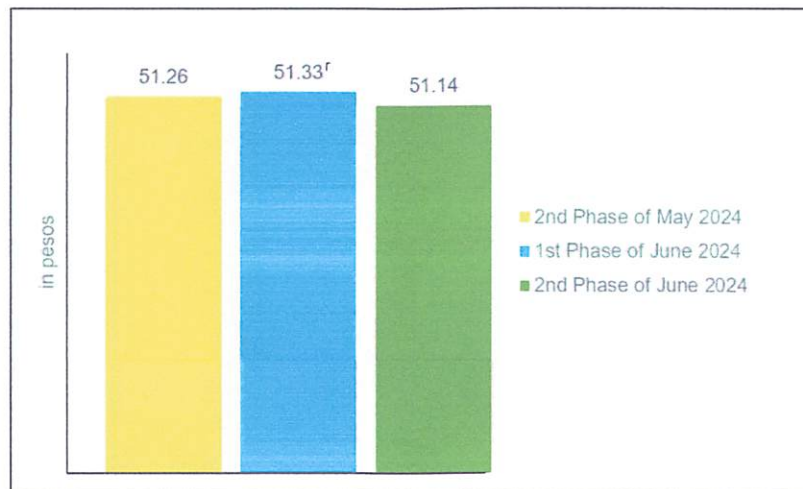
(Reference Period: 15 to 17 June 2024)

Date of Release: 28 June 2024

Reference No. 2024-SSO-092

1. Rice, Regular Milled

Figure 1. Average Retail Price per Kilogram of Regular Milled Rice
Philippines: Second Phase of May 2024
and First Phase and Second Phase of June 2024



r - revised

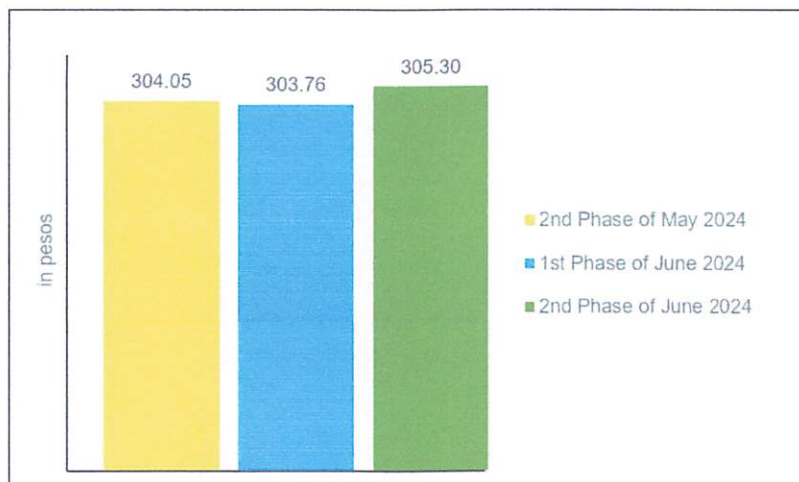
Source: Philippine Statistics Authority, Retail Price Survey of Commodities for the Generation of 2018-based Consumer Price Index

At the national level, a kilogram of regular milled rice had an average retail price of PhP 51.14 during the second phase of June 2024 (15 to 17 June 2024). This was lower than its average retail price in the first phase of June 2024 (01 to 05 June 2024) at PhP 51.33 per kilogram. Similarly, this was lower relative to its price level in the second phase of May 2024 (15 to 17 May 2024) at PhP 51.26 per kilogram. (Figure 1 and Table 1)



2. Fresh Pork, Meat with Bones

Figure 2. Average Retail Price per Kilogram of Fresh Pork, Meat with Bones
Philippines: Second Phase of May 2024
and First Phase and Second Phase of June 2024

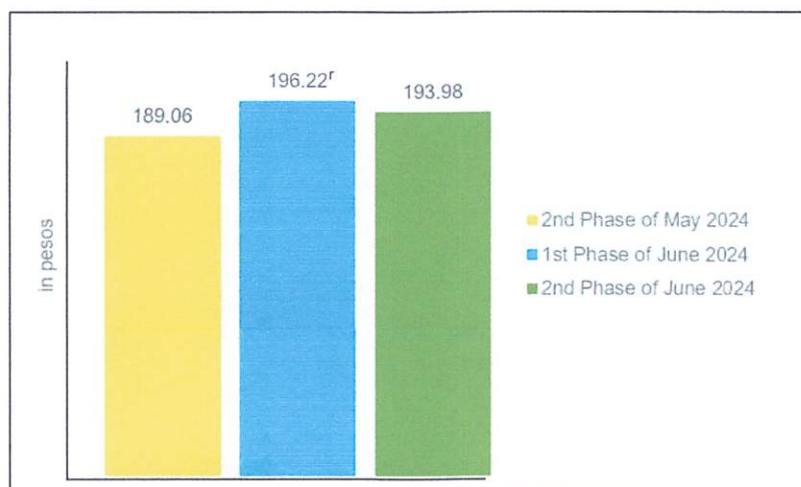


Source: Philippine Statistics Authority, Retail Price Survey of Commodities for the Generation of 2018-based Consumer Price Index

An average retail price of PhP 305.30 per kilogram at the national level was reported for fresh pork meat with bones during the second phase of June 2024. It showed an increment from its average retail prices of PhP 303.76 per kilogram in the first phase of June 2024 and PhP 304.05 per kilogram in the second phase of May 2024. (Figure 2 and Table 2)

3. Galunggong

Figure 3. Average Retail Price per Kilogram of Galunggong
Philippines: Second Phase of May 2024
and First Phase and Second Phase of June 2024



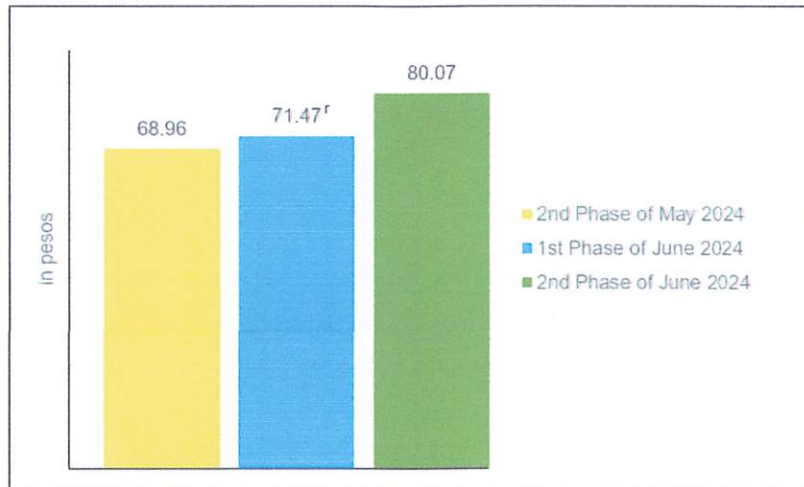
^r - revised

Source: Philippine Statistics Authority, Retail Price Survey of Commodities for the Generation of 2018-based Consumer Price Index

A kilogram of galunggong in the country had an average retail price of PhP 193.98 during the second phase of June 2024. This was lower than its average retail price of PhP 196.22 per kilogram in the first phase of June 2024. However, this was higher relative to its price level in the second phase of May 2024 at PhP 189.06 per kilogram. (Figure 3 and Table 3)

4. Tomato

Figure 4. Average Retail Price per Kilogram of Tomato
Philippines: Second Phase of May 2024
and First Phase and Second Phase of June 2024



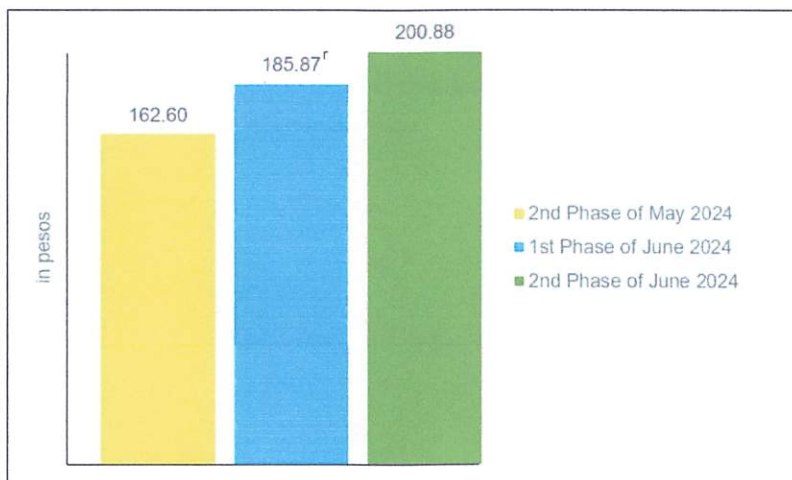
r - revised

Source: Philippine Statistics Authority, Retail Price Survey of Commodities for the Generation of 2018-based Consumer Price Index

A kilogram of tomato in the country had an average retail price of PhP 80.07 during the second phase of June 2024. This showed an increase from its average retail price of PhP 71.47 per kilogram in the first phase of June 2024. Similarly, this was higher relative to its average price of PhP 68.96 per kilogram in the second phase of May 2024. (Figure 4 and Table 4)

5. Ginger, Hawaiian

Figure 5. Average Retail Price per Kilogram of Ginger, Hawaiian Philippines: Second Phase of May 2024 and First Phase and Second Phase of June 2024



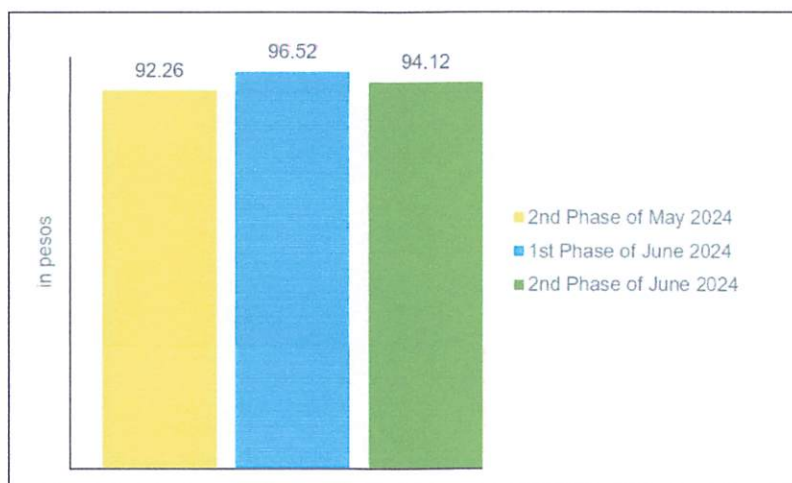
r - revised

Source: Philippine Statistics Authority, Retail Price Survey of Commodities for the Generation of 2018-based Consumer Price Index

An average retail price of PhP 200.88 per kilogram at the national level was reported for hawaiian ginger during the second phase of June 2024. It went up from the average retail prices of PhP 185.87 per kilogram in the first phase of June 2024 and PhP 162.60 per kilogram in the second phase of May 2024. (Figure 5 and Table 5)

6. Calamansi

Figure 6. Average Retail Price per Kilogram of Calamansi Philippines: Second Phase of May 2024 and First Phase and Second Phase of June 2024




Source: Philippine Statistics Authority, Retail Price Survey of Commodities for the Generation of 2018-based Consumer Price Index

At the national level, a kilogram of calamansi had an average retail price of PhP 94.12 during the second phase of June 2024. This was lower than its average retail price of PhP 96.52 per kilogram in the first phase of June 2024. However, this was higher relative to its price level in the second phase of May 2024 at PhP 92.26 per kilogram. (Figure 6 and Table 6)

7. Refined Sugar

Figure 7. Average Retail Price per Kilogram of Refined Sugar
Philippines: Second Phase of May 2024
and First Phase and Second Phase of June 2024



r - revised

Source: Philippine Statistics Authority, Retail Price Survey of Commodities for the Generation of 2018-based Consumer Price Index

At the national level, refined sugar had an average retail price of PhP 87.19 per kilogram during the second phase of June 2024. This was lower than the average retail prices of PhP 87.38 per kilogram recorded in the first phase of June 2024 and PhP 87.66 per kilogram in the second phase of May 2024. (Figure 7 and Table 7)

DIVINA GRACIA L. DEL PRADO, PhD
Assistant Secretary
Deputy National Statistician
Sectoral Statistics Office

RCL/GGP