

SPECIAL RELEASE

Price Situationer of Selected Agricultural Commodities

Second Phase of March 2024

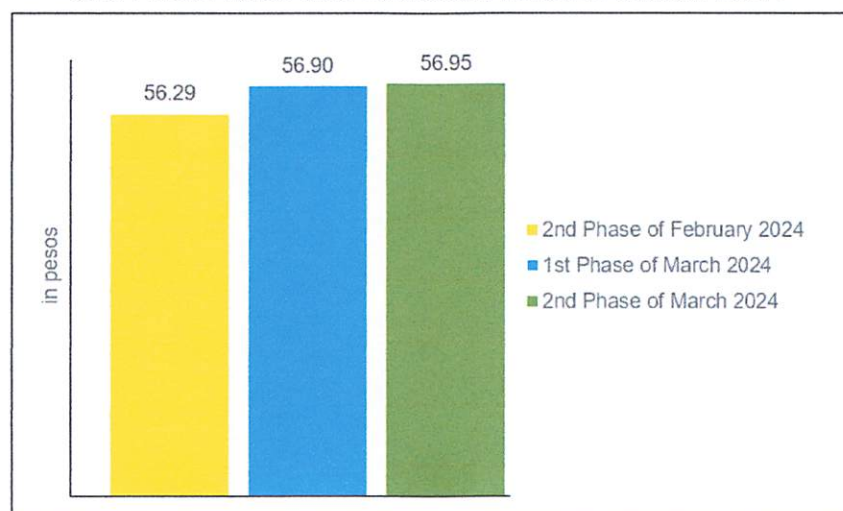
(Reference Period: 15 to 17 March 2024)

Date of Release: 02 April 2024

Reference No. 2024-SSO-045

1. Rice, Well Milled

Figure 1. Average Retail Price per Kilogram of Well Milled Rice
Philippines: Second Phase of February 2024
and First Phase and Second Phase of March 2024



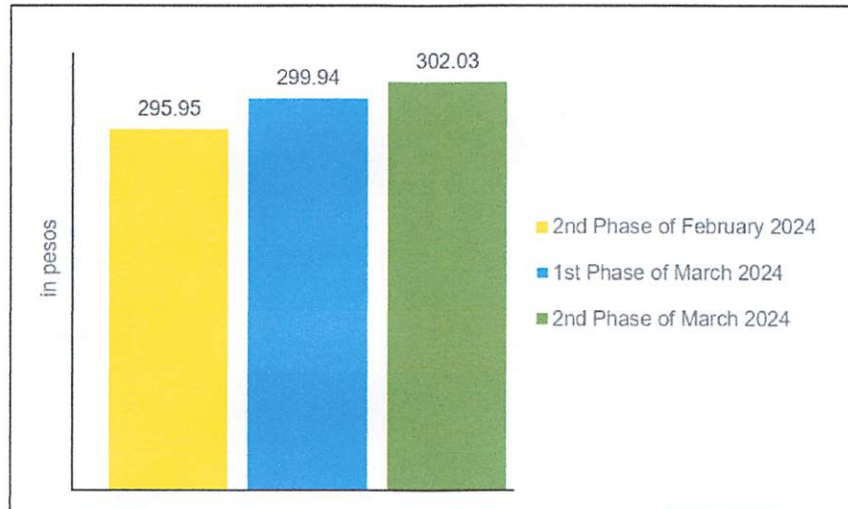
Source: Philippine Statistics Authority, Retail Price Survey of Commodities for the Generation of 2018-based Consumer Price Index

At the national level, a kilogram of well milled rice had an average retail price of PhP 56.95 during the second phase of March 2024 (15 to 17 March 2024), higher than the average retail price in the first phase of March 2024 (01 to 05 March 2024) at PhP 56.90 per kilogram. Similarly, this was higher relative to its price level in the second phase of February 2024 (15 to 17 February 2024) at PhP 56.29 per kilogram. (Figure 1 and Table 1)



2. Fresh Pork, Meat with Bones

Figure 2. Average Retail Price per Kilogram of Fresh Pork, Meat with Bones
Philippines: Second Phase of February 2024
and First Phase and Second Phase of March 2024

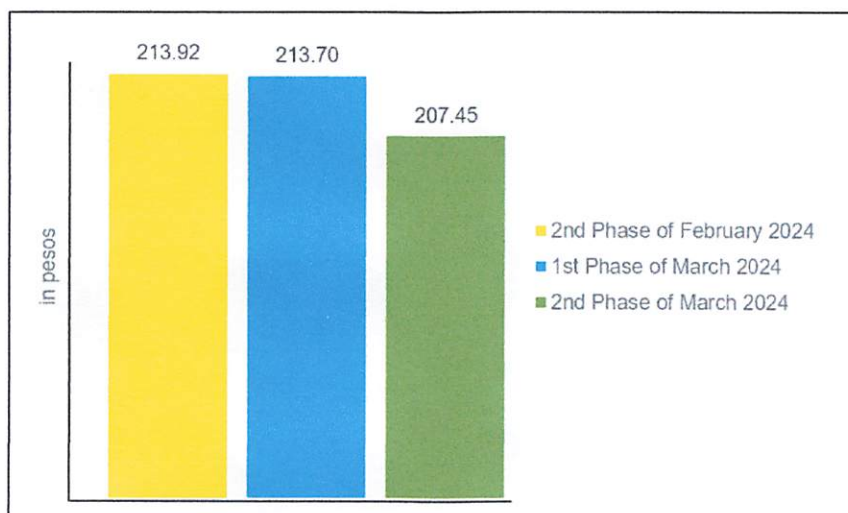


Source: Philippine Statistics Authority, Retail Price Survey of Commodities for the Generation of 2018-based Consumer Price Index

A kilogram of fresh pork meat with bones had an average retail price of PhP 302.03 during the second phase of March 2024. It showed an increment from its average retail prices of PhP 299.94 per kilogram in the first phase of March 2024 and PhP 295.95 per kilogram in the second phase of February 2024. (Figure 2 and Table 2)

3. Galunggong

Figure 3. Average Retail Price per Kilogram of Galunggong
Philippines: Second Phase of February 2024
and First Phase and Second Phase of March 2024

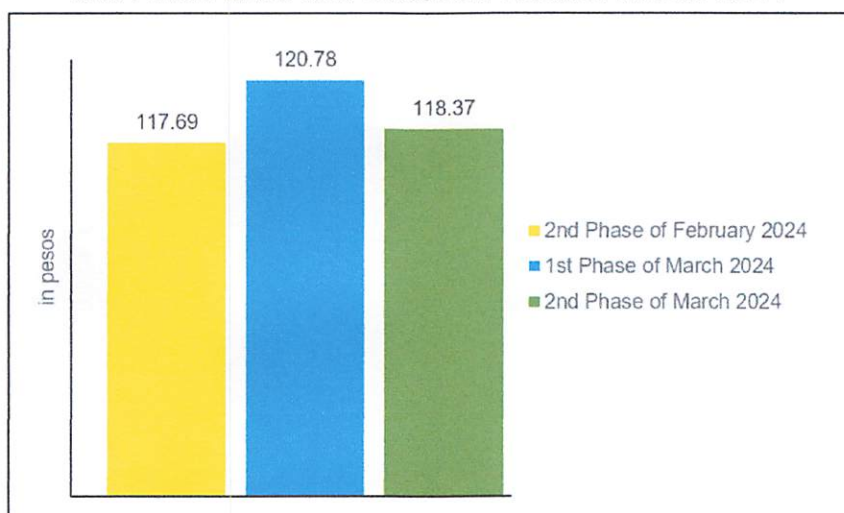


Source: Philippine Statistics Authority, Retail Price Survey of Commodities for the Generation of 2018-based Consumer Price Index

A kilogram of galunggong in the country had an average retail price of PhP 207.45 during the second phase of March 2024. This showed a decrease from its average retail price of PhP 213.70 per kilogram in the first phase of March 2024. Similarly, this was lower relative to its price level in the second phase of February 2024 at PhP 213.92 per kilogram. (Figure 3 and Table 3)

4. Carrot

Figure 4. Average Retail Price per Kilogram of Carrot
Philippines: Second Phase of February 2024
and First Phase and Second Phase of March 2024

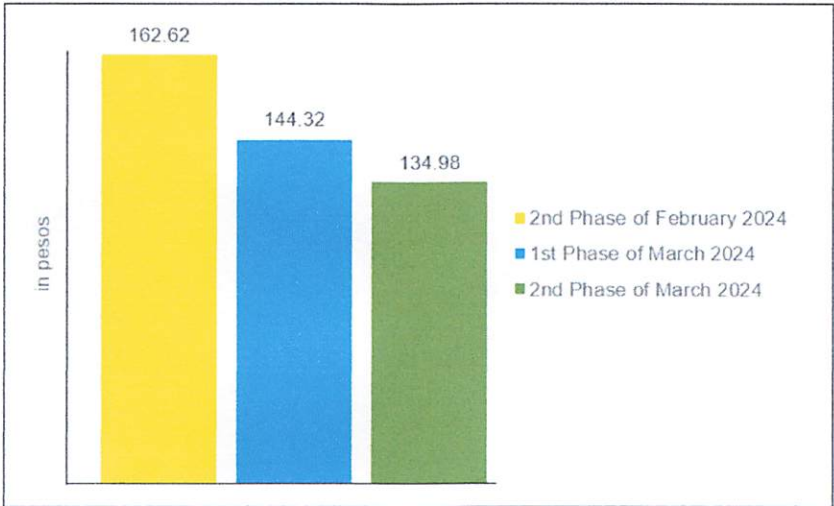


Source: Philippine Statistics Authority, Retail Price Survey of Commodities for the Generation of 2018-based Consumer Price Index

A kilogram of carrot had an average retail price of PhP 118.37 at the national level during the second phase of March 2024, lower than its average retail price of PhP 120.78 in the first phase of March 2024. Meanwhile, this was higher relative to its price level in the second phase of February 2024 at PhP 117.69 per kilogram. (Figure 4 and Table 4)

5. Onion, Red

Figure 5. Average Retail Price per Kilogram of Onion, Red
Philippines: Second Phase of February 2024
and First Phase and Second Phase of March 2024

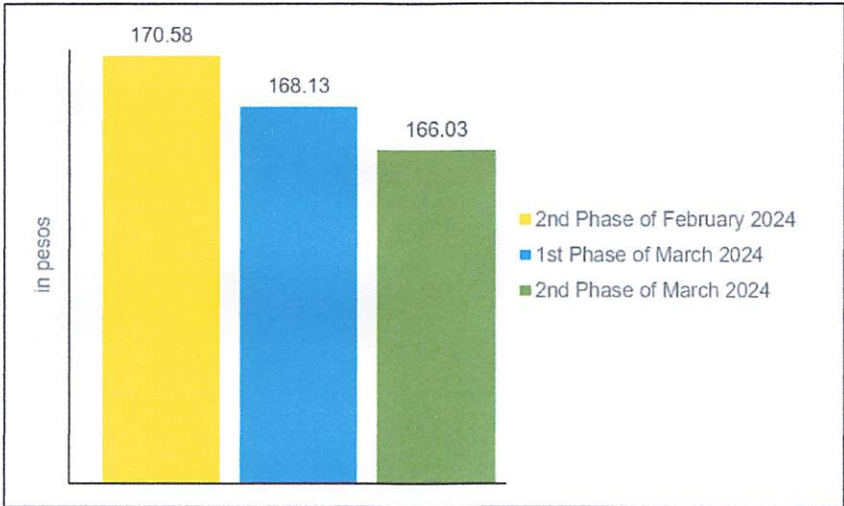


Source: Philippine Statistics Authority, Retail Price Survey of Commodities for the Generation of 2018-based Consumer Price Index

An average retail price of PhP 134.98 per kilogram at the national level was reported for red onion during the second phase of March 2024. It went down from the average retail prices of PhP 144.32 per kilogram in the first phase of March 2024 and PhP 162.62 per kilogram in the second phase of February 2024. (Figure 5 and Table 5)

6. Mango, Carabao

Figure 6. Average Retail Price per Kilogram of Mango, Carabao
Philippines: Second Phase of February 2024
and First Phase and Second Phase of March 2024

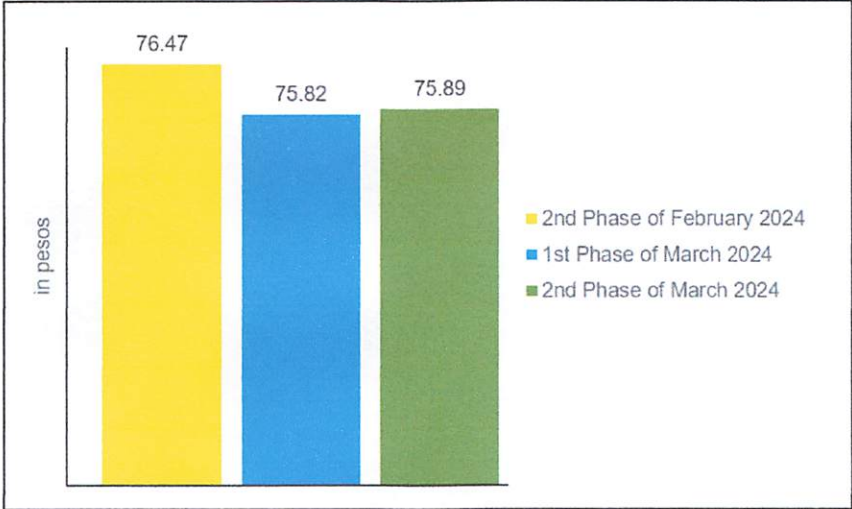


Source: Philippine Statistics Authority, Retail Price Survey of Commodities for the Generation of 2018-based Consumer Price Index

At the national level, a kilogram of mango carabao had an average retail price of PhP 166.03 during the second phase of March 2024. This was lower than its average retail prices of PhP 168.13 per kilogram in the first phase of March 2024 and PhP 170.58 per kilogram in the second phase of February 2024. (Figure 6 and Table 6)

7. Brown Sugar

Figure 7. Average Retail Price per Kilogram of Brown Sugar
Philippines: Second Phase of February 2024
and First Phase and Second Phase of March 2024



Source: Philippine Statistics Authority, Retail Price Survey of Commodities for the Generation of 2018-based Consumer Price Index

At the national level, a kilogram of brown sugar had an average retail price of PhP 75.89 during the second phase of March 2024. This was higher than the average retail price of PhP 75.82 per kilogram recorded in the first phase of March 2024. Meanwhile, this was lower compared with its price level during the second phase of February 2024 at PhP 76.47 per kilogram. (Figure 7 and Table 7)


DIVINA GRACIA L. DEL PRADO, PhD
Assistant Secretary
Deputy National Statistician
Sectoral Statistics Office


RCL/GGP/MJAN