

SPECIAL RELEASE

Price Situationer of Selected Agricultural Commodities

Second Phase of May 2024

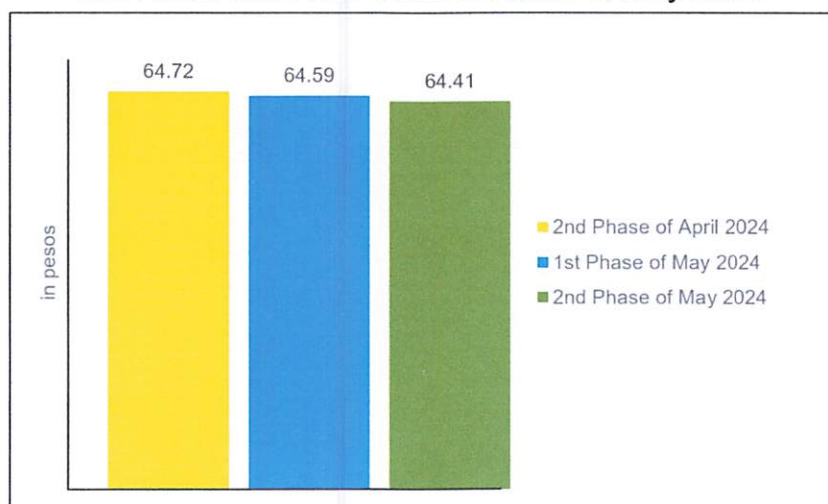
(Reference Period: 15 to 17 May 2024)

Date of Release: 29 May 2024

Reference No. 2024-SSO-079

1. Rice, Special

Figure 1. Average Retail Price per Kilogram of Special Rice
Philippines: Second Phase of April 2024
and First Phase and Second Phase of May 2024




Source: Philippine Statistics Authority, Retail Price Survey of Commodities for the Generation of 2018-based Consumer Price Index

At the national level, a kilogram of special rice had an average retail price of PhP 64.41 during the second phase of May 2024 (15 to 17 May 2024). This was lower than its average retail price in the first phase of May 2024 (01 to 05 May 2024) at PhP 64.59 per kilogram. Similarly, this was lower relative to its price level in the second phase of April 2024 (15 to 17 April 2024) at PhP 64.72 per kilogram. (Figure 1 and Table 1)



2. Dressed Chicken

Figure 2. Average Retail Price per Kilogram of Dressed Chicken
Philippines: Second Phase of April 2024
and First Phase and Second Phase of May 2024

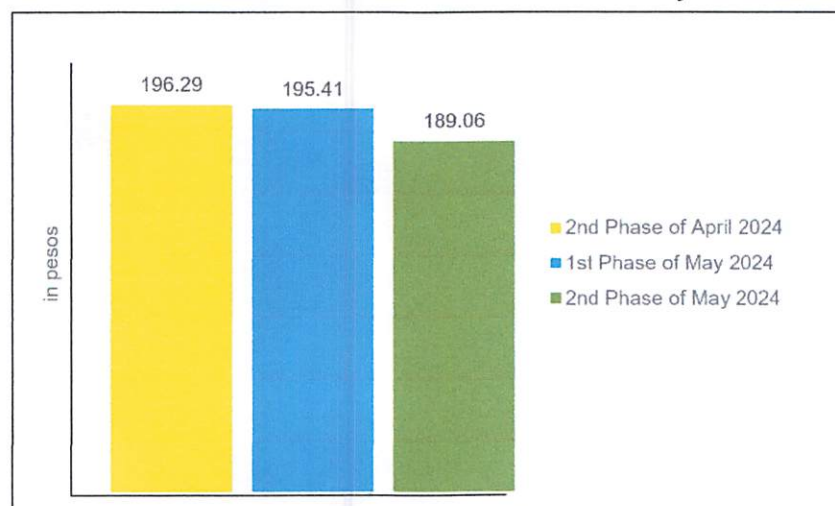


Source: Philippine Statistics Authority, Retail Price Survey of Commodities for the Generation of 2018-based Consumer Price Index

An average retail price of PhP 194.35 per kilogram at the national level was reported for dressed chicken during the second phase of May 2024. It showed an increment from its average retail prices of PhP 192.14 per kilogram in the first phase of May 2024 and PhP 191.77 per kilogram in the second phase of April 2024. (Figure 2 and Table 2)

3. Galunggong

Figure 3. Average Retail Price per Kilogram of Galunggong
Philippines: Second Phase of April 2024
and First Phase and Second Phase of May 2024

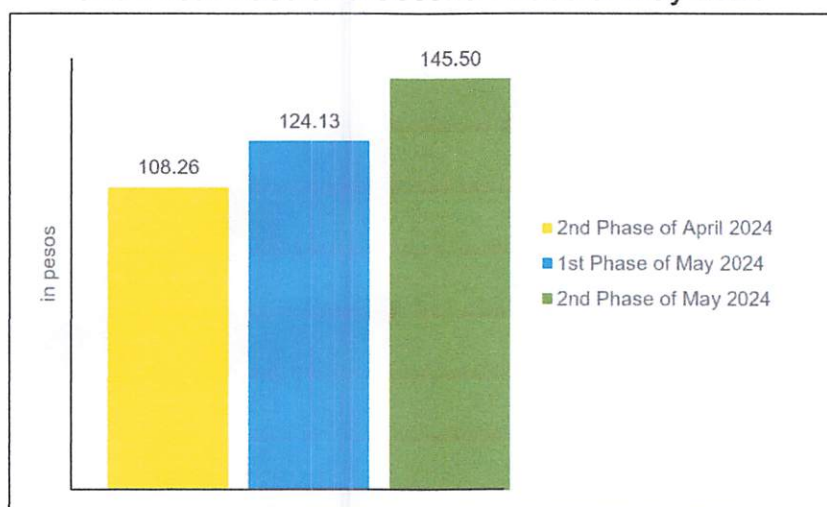


Source: Philippine Statistics Authority, Retail Price Survey of Commodities for the Generation of 2018-based Consumer Price Index

A kilogram of galunggong in the country had an average retail price of PhP 189.06 during the second phase of May 2024. This was lower than the average retail prices of PhP 195.41 per kilogram in the first phase of May 2024 and PhP 196.29 per kilogram in the second phase of April 2024. (Figure 3 and Table 3)

4. Baguio Beans

Figure 4. Average Retail Price per Kilogram of Baguio Beans
Philippines: Second Phase of April 2024
and First Phase and Second Phase of May 2024

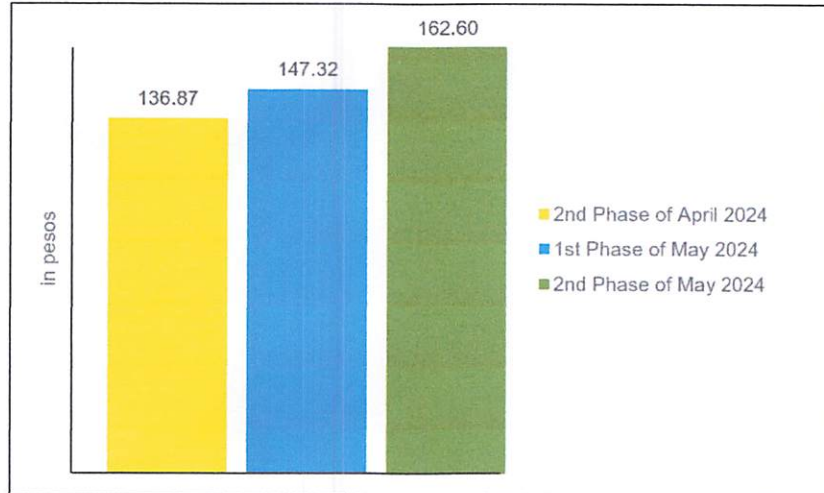


Source: Philippine Statistics Authority, Retail Price Survey of Commodities for the Generation of 2018-based Consumer Price Index

A kilogram of baguio beans in the country had an average retail price of PhP 145.50 during the second phase of May 2024. This showed an increase from its average retail price of PhP 124.13 in the first phase of May 2024. Similarly, this was higher relative to its average price of PhP 108.26 per kilogram in the second phase of April 2024. (Figure 4 and Table 4)

5. Ginger, Hawaiian

Figure 5. Average Retail Price per Kilogram of Ginger, Hawaiian Philippines: Second Phase of April 2024 and First Phase and Second Phase of May 2024

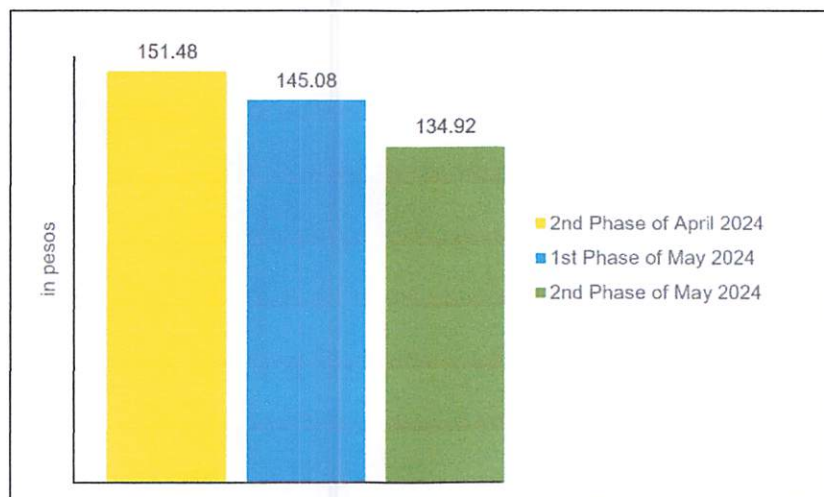


Source: Philippine Statistics Authority, Retail Price Survey of Commodities for the Generation of 2018-based Consumer Price Index

An average retail price of PhP 162.60 per kilogram at the national level was reported for hawaiian ginger during the second phase of May 2024. It went up from the average retail prices of PhP 147.32 per kilogram in the first phase of May 2024 and PhP 136.87 per kilogram in the second phase of April 2024. (Figure 5 and Table 5)

6. Mango, Carabao

Figure 6. Average Retail Price per Kilogram of Mango, Carabao Philippines: Second Phase of April 2024 and First Phase and Second Phase of May 2024

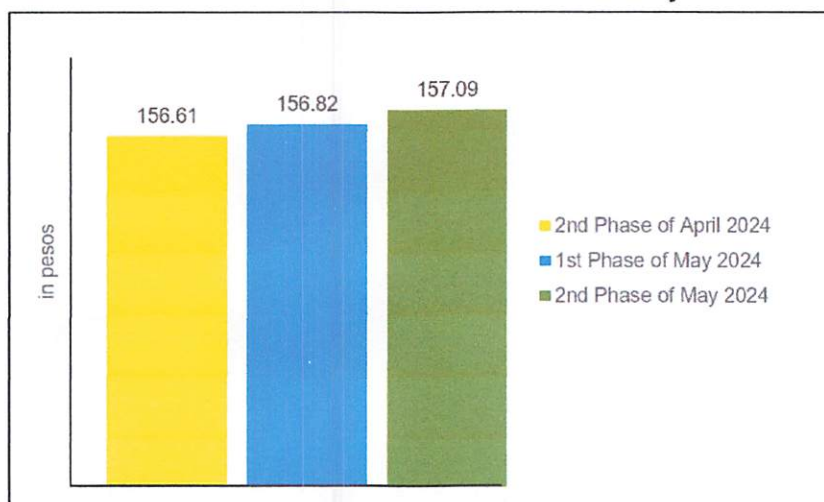


Source: Philippine Statistics Authority, Retail Price Survey of Commodities for the Generation of 2018-based Consumer Price Index

At the national level, a kilogram of mango carabao had an average retail price of PhP 134.92 during the second phase of May 2024. This was lower than its average retail prices of PhP 145.08 per kilogram in the first phase of May 2024 and PhP 151.48 per kilogram in the second phase of April 2024. (Figure 6 and Table 6)

7. Cooking Oil

Figure 7. Average Retail Price per Liter of Cooking Oil
Philippines: Second Phase of April 2024
and First Phase and Second Phase of May 2024



Source: Philippine Statistics Authority, Retail Price Survey of Commodities for the Generation of 2018-based Consumer Price Index

At the national level, cooking oil had an average retail price of PhP 157.09 per liter during the second phase of May 2024. This was higher than the average retail prices of PhP 156.82 per liter recorded in the first phase of May 2024 and PhP 156.61 per liter during the second phase of April 2024. (Figure 7 and Table 7)


DIVINA GRACIA L. DEL PRADO, PhD
Assistant Secretary
Deputy National Statistician
Sectoral Statistics Office


RCL/GSP/MJAAN