

SPECIAL RELEASE

Price Situationer of Selected Agricultural Commodities

Second Phase of November 2023

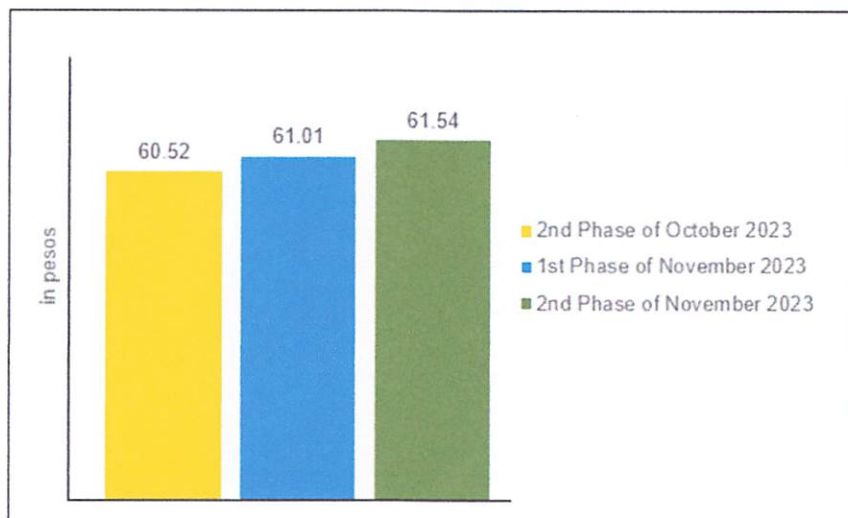
(Reference Period: 15 to 17 November 2023)

Date of Release: 07 December 2023

Reference No. 2023-SSO-220

1. Rice, Special

Figure 1. Average Retail Price per Kilogram of Special Rice Philippines: Second Phase of October 2023, and First Phase and Second Phase of November 2023



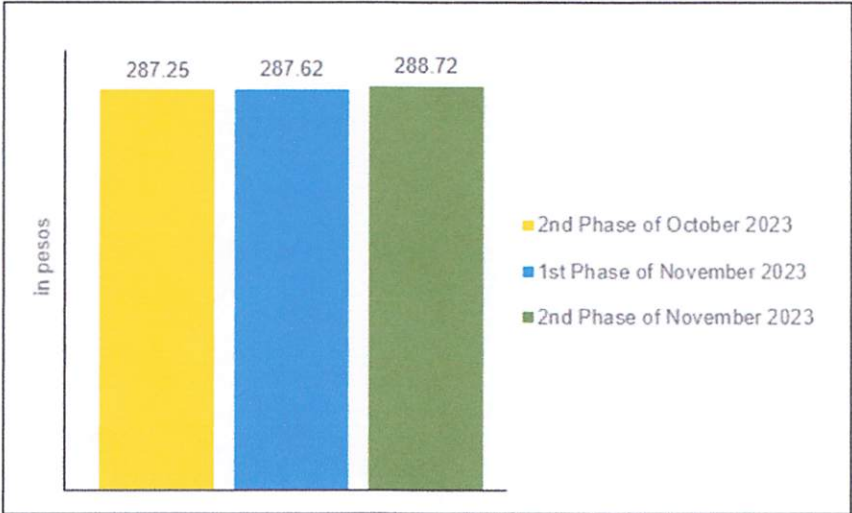
Source: Philippine Statistics Authority, Retail Price Survey of Commodities for the Generation of 2018-based Consumer Price Index

At the national level, a kilogram of special rice had an average retail price of PhP 61.54 during the second phase of November 2023 (15 to 17 November 2023), higher than the average retail price in the first phase of November 2023 (01 to 05 November 2023) at PhP 61.01 and in the second phase of October 2023 (15 to 17 October 2023) at PhP 60.52 per kilogram. (Figure 1 and Table 1)



2. Pork, Meat with Bones

Figure 2. Average Retail Price per Kilogram of Pork, Meat with Bones Philippines: Second Phase of October 2023, and First Phase and Second Phase of November 2023

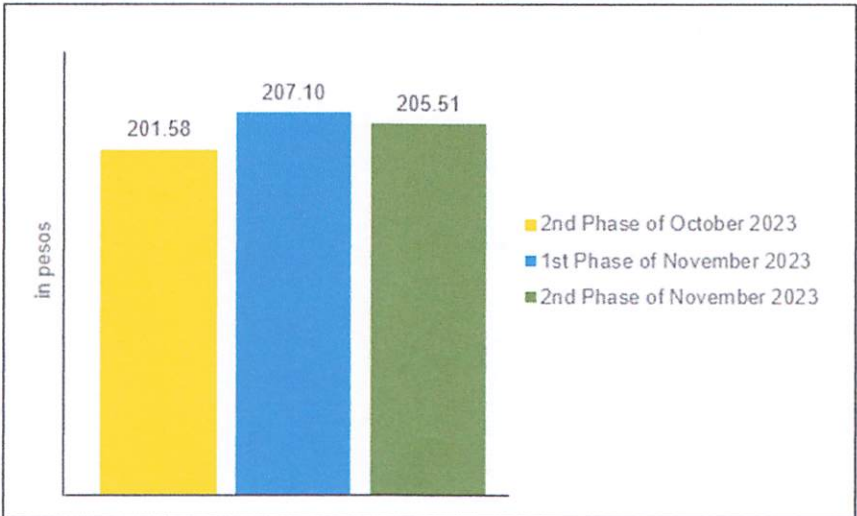


Source: Philippine Statistics Authority, Retail Price Survey of Commodities for the Generation of 2018-based Consumer Price Index

A kilogram of pork meat with bones had an average retail price of PhP 288.72 during the second phase of November 2023. It showed an increment compared with its average retail price of PhP 287.62 per kilogram in the first phase of November 2023 and PhP 287.25 per kilogram in the second phase of October 2023. (Figure 2 and Table 2)

3. Galunggong

Figure 3. Average Retail Price per Kilogram of Galunggong Philippines: Second Phase of October 2023, and First Phase and Second Phase of November 2023

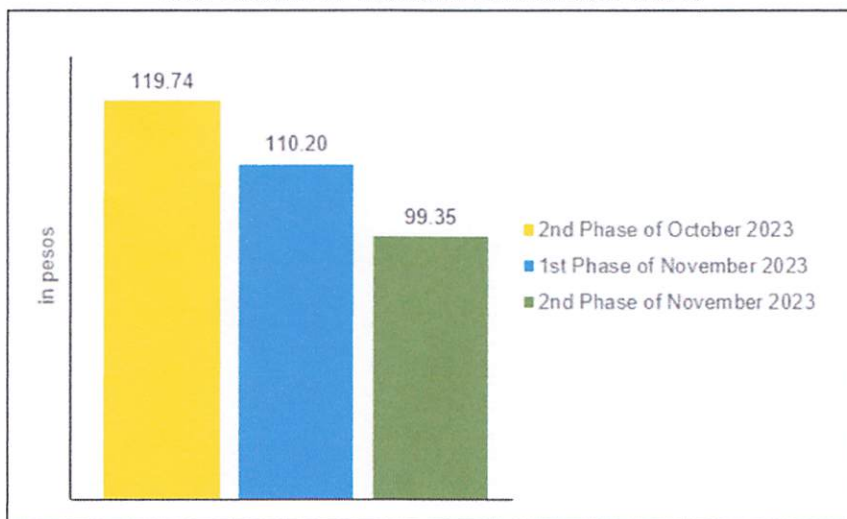


Source: Philippine Statistics Authority, Retail Price Survey of Commodities for the Generation of 2018-based Consumer Price Index

A kilogram of galunggong in the country had an average retail price of PhP 205.51 during the second phase of November 2023, lower than the average retail price of PhP 207.10 per kilogram in the first phase of November 2023 and higher than the second phase of October 2023 at PhP 201.58 per kilogram.

4. Cabbage

Figure 4. Average Retail Price per Kilogram of Cabbage Philippines: Second Phase of October 2023, and First Phase and Second Phase of November 2023

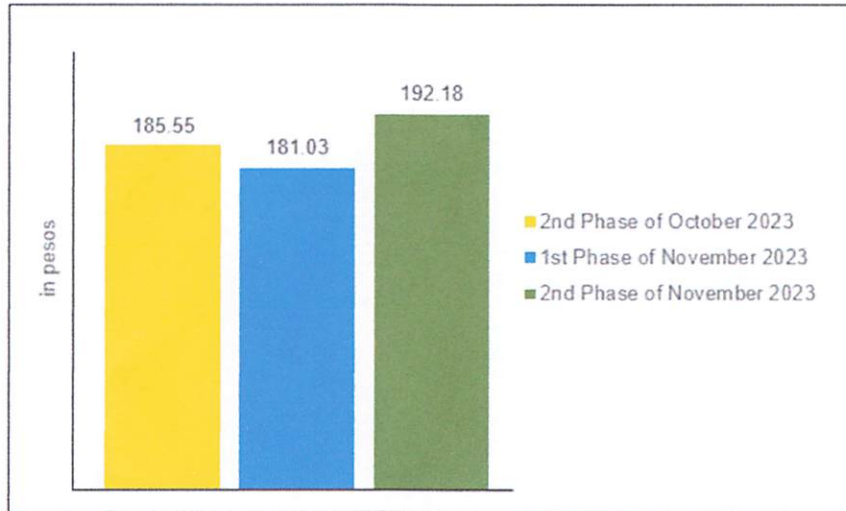


Source: Philippine Statistics Authority, Retail Price Survey of Commodities for the Generation of 2018-based Consumer Price Index

A kilogram of cabbage had an average retail price of PhP 99.35 at the national level during the second phase of November 2023. This was lower relative to its price levels in the first phase of November 2023 at PhP 110.20 per kilogram and in the second phase of October 2023 at PhP 119.74 per kilogram. (Figure 4 and Table 4)

5. Onion, Red

Figure 5. Average Retail Price per Kilogram of Onion, Red Philippines: Second Phase of October 2023, and First Phase and Second Phase of November 2023

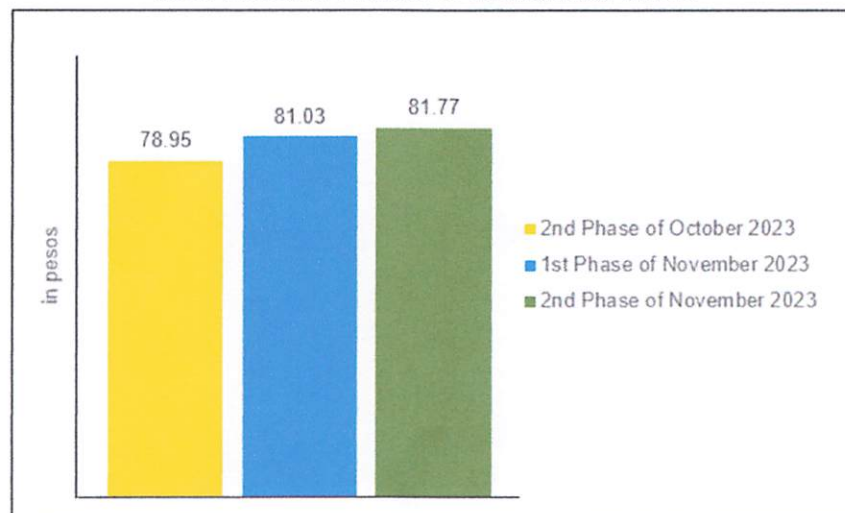


Source: Philippine Statistics Authority, Retail Price Survey of Commodities for the Generation of 2018-based Consumer Price Index

An average retail price of PhP 192.18 per kilogram at the national level was reported in red onion during the second phase of November 2023. It went up from an average retail price of PhP 181.03 per kilogram in the first phase of November 2023. Similarly, this was higher relative to its price level in the second phase of October 2023 at PhP 185.55 per kilogram. (Figure 5 and Table 5)

6. Banana, Lakatan

Figure 6. Average Retail Price per Kilogram of Banana, Lakatan Philippines: Second Phase of October 2023, and First Phase and Second Phase of November 2023

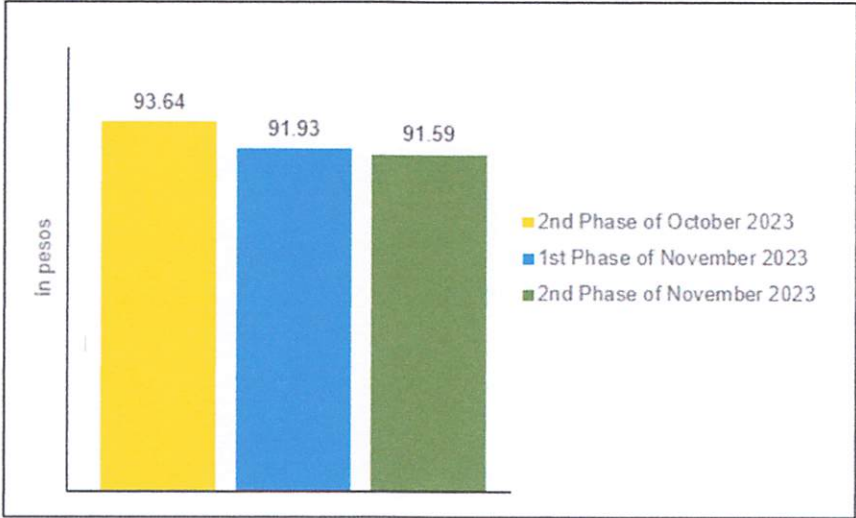


Source: Philippine Statistics Authority, Retail Price Survey of Commodities for the Generation of 2018-based Consumer Price Index

At the national level, a kilogram of banana lakatan had an average retail price of PhP 81.77 during the second phase of November 2023, higher than its average retail price of PhP 81.03 per kilogram in the first phase of November 2023 and PhP 78.95 per kilogram in the second phase of October 2023. (Figure 6 and Table 6)

7. Refined Sugar

Figure 7. Average Retail Price per Kilogram of Refined Sugar Philippines: Second Phase of October 2023, and First Phase and Second Phase of November 2023



Source: Philippine Statistics Authority, Retail Price Survey of Commodities for the Generation of 2018-based Consumer Price Index

At the national level, a kilogram of refined sugar had an average retail price of PhP 91.59 during the second phase of November 2023. This was lower than the average retail price of PhP 91.93 per kilogram recorded in the first phase of November 2023 and PhP 93.64 per kilogram during the second phase of October 2023. (Figure 7 and Table 7)

DIVINA GRACIA L. DEL PRADO, PhD
Assistant Secretary
Deputy National Statistician
Sectoral Statistics Office

RCL/GGP